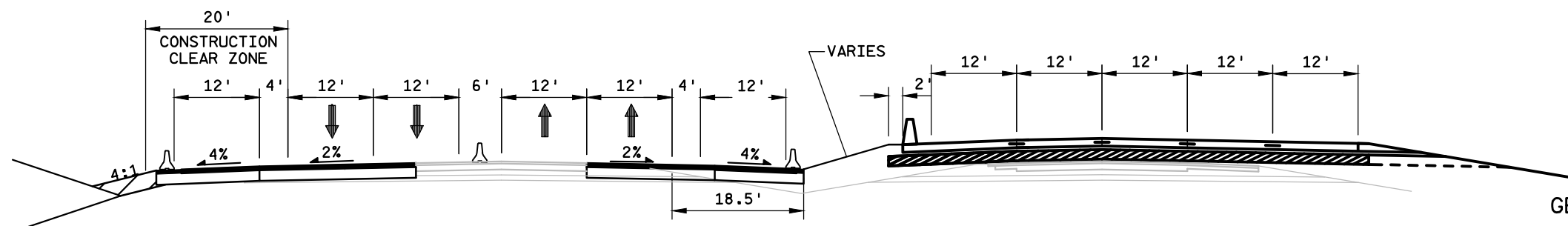


TEMPORARY EMERGENCY PULLOUTS FOR DIVIDED HIGHWAYS



SECTION A-A




R8-53
48"X36"



R8-54
48"X36"

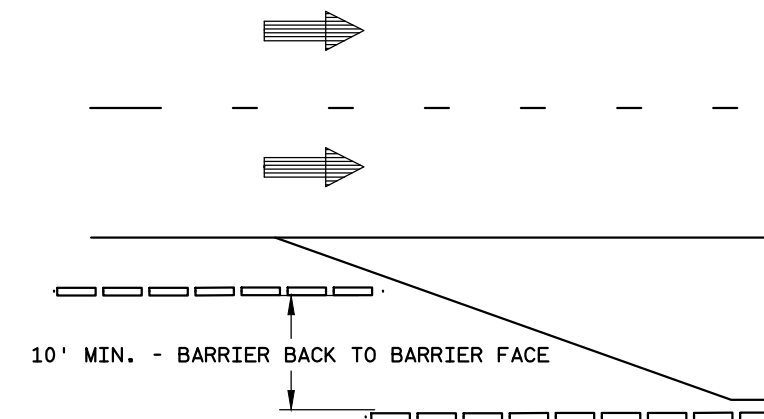
SIGNS TO BE BLACK LETTERS ON WHITE
REFLECTIVE BACKGROUND



W5-52R
18"X54"

MOUNT ON BARRIER WALL

SIGNS FOR TEMPORARY EMERGENCY PULLOUTS



GENERAL NOTES

DETAILS OF CONSTRUCTION, MATERIALS AND WORKMANSHIP NOT SHOWN ON THIS DRAWING SHALL CONFORM TO THE PERTINENT REQUIREMENTS OF THE STANDARD SPECIFICATIONS, APPLICABLE SPECIAL PROVISIONS AND THE MANUAL ON UNIFORM TRAFFIC CONTROL DEVICES.

TEMPORARY EMERGENCY PULLOUTS AND SIGNS SHALL BE REMOVED AND THE ROADWAY RESTORED TO ITS ORIGINAL CROSS SECTION AND CONDITION PRIOR TO REOPENING THE ROADWAY TO ONE WAY TRAFFIC.

OPENING IN CONCRETE BARRIER TEMPORARY PRECAST SHALL NOT BE USED AS ACCESS TO WORK ZONE. OPENING TO BE USED FOR EMERGENCY RESPONDERS ONLY.