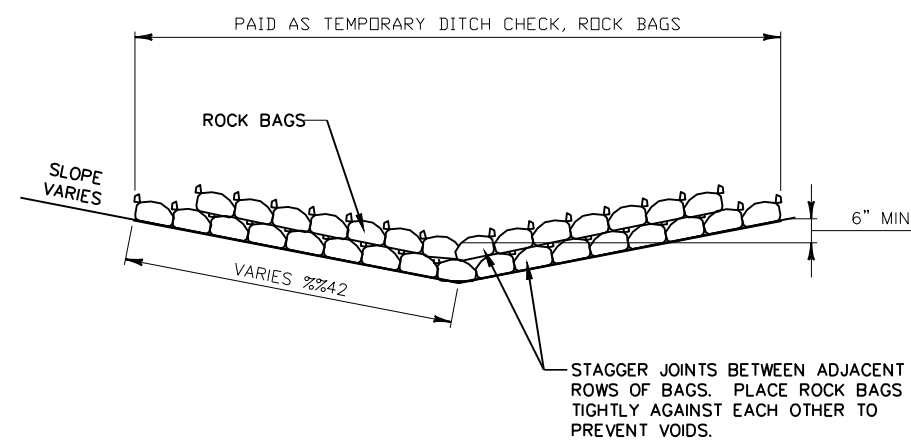


SIDE VIEW (SINGLE LAYER)

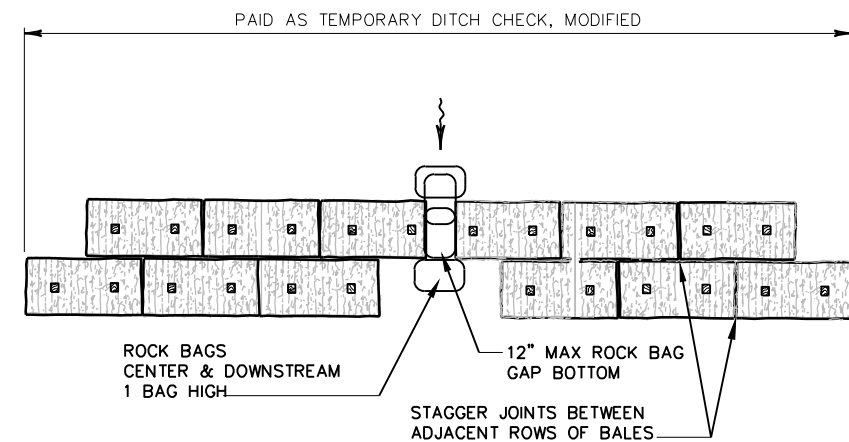


\* LENGTH AND NUMBER OF BAGS MAY VARY  
DEPENDING ON DESIRED DEPTH OF WATER POOL.

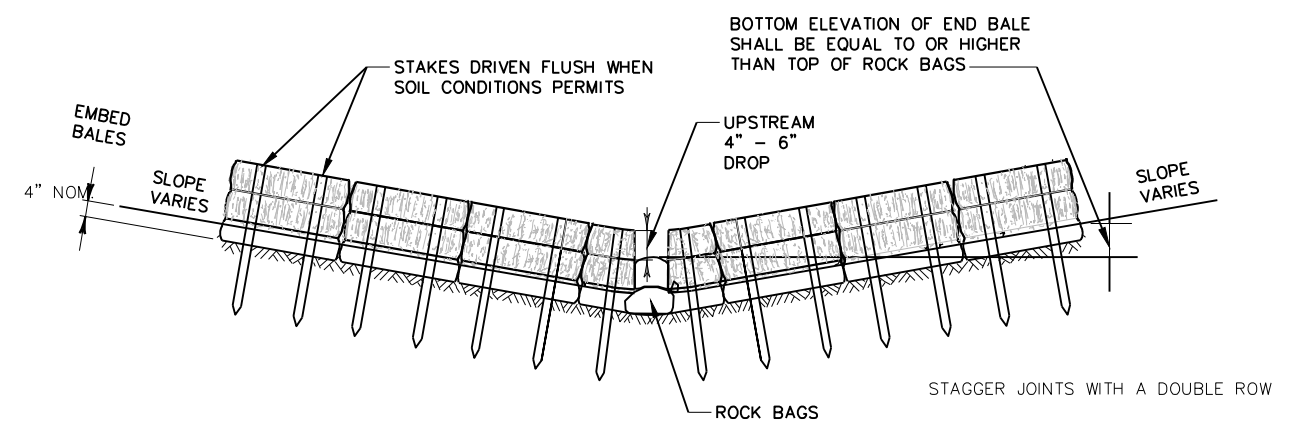
SIDE VIEW (DOUBLE LAYER)

TEMPORARY DITCH CHECK, ROCK BAGS,  
SINGLE LAYER AND DOUBLE LAYER

NOTE TO DESIGNER: When using this detail drawing, include the corresponding corridor specification  
"Temporary Ditch Check, Rock Bags, Single Layer; Temporary Ditch Check, Rock Bags, Double Layer"



PLAN VIEW



FRONT VIEW

## NOTE

DETAILS OF CONSTRUCTION, MATERIALS AND WORKMANSHIP NOT SHOWN ON THIS DRAWING  
SHALL CONFORM TO THE PERTINENT REQUIREMENTS OF THE STANDARD SPECIFICATIONS  
AND THE APPLICABLE SPECIAL PROVISIONS.

TEMPORARY DITCH CHECK, MODIFIED

NOTE TO DESIGNER: When using this detail drawing,  
include the corresponding corridor specification  
"Temporary Ditch Check, Modified"

091218

PROJECT NO:

HWY:

COUNTY:

CONSTRUCTION DETAILS

SHEET

E

FILE NAME : \$\$....designfile...\$\$

PLOT DATE : \$\$...plottingdate...\$\$

PLOT BY : \$\$...plotuser...\$\$

PLOT NAME :

PLOT SCALE : \$\$.....plotscale.....\$\$

WISDOT/CADDs SHEET 42