

FIXED MESSAGE SIGNS (DETAILS SHEETS)

GENERAL NOTES:

- 1. ALL SIGNS TO HAVE FLUORESCENT REFLECTIVE SHEETING - REFERENCE: "WISDOT STANDARD SPECIFICATIONS FOR ROAD AND BRIDGE CONSTRUCTION," LATEST EDITION.
- 2. AFTER SIGNS HAVE BEEN LOCATED IN THE FIELD, BUT BEFORE INSTALLATION, THE PROJECT ENGINEER SHALL VERIFY EACH SIGN LOCATION.
- 3. ALL SIGNS TO BE MOUNTED ON WOODEN POST SUPPORTS (4"x6"). THE NUMBER OF POSTS REQUIRED FOR EACH LAYOUT IS SHOWN.
- 4. SIGNS ON THIS SHEET TO BE PAID UNDER THE ITEM "FIXED MESSAGE SIGNS."
- 5. SIGNS SHALL BE BLACK NON-REFLECTIVE MESSAGE ON ORANGE FLUORESCENT REFLECTIVE BACKGROUND PER SPEC 643 & 637.
- 6. ALL SIGNS SHALL HAVE CAPITAL LETTERS AND NUMERALS:
12" CAPS SHALL BE SERIES "D"
6" CAPS SHALL BE SERIES "C"
- 7. ALL SIGNS SHALL HAVE BORDER & RADIUS OF BORDERS AS FOLLOWS:






SIGN AREA	WIDTH OF BORDER
GREATER THAN 150 SQ FT	3"
60-150 SQ FT	2"
LESS THAN 60 SQ FT	1"

RADIUS	CORNER RADIUS
SMALLEST OUTSIDE DIMENSION	
> 8 FT	12"
≥ 6 FT	9"
≥ 4 FT	6"
LESS THAN 4 FT	3"
- 8. BEGIN XXX XX SIGNS SHALL BE SEPARATE PANELS, BUT SHALL BE CONSIDERED AS PART OF THE SIGN AND SHOULD BE REMOVED OR COVERED AFTER THEIR EFFECTIVE DATE. THE MONTH AND DAY SHALL BE AS DIRECTED BY THE ENGINEER IN THE FIELD.
- 9. CONTRACTOR SHALL SUBMIT SHOP DRAWINGS TO ENGINEER FOR REVIEW PRIOR TO MANUFACTURING.
- 10. SIGN BASE MATERIAL SHALL BE ACCORDING TO SECTION 643 & 637.
- 11. SIGNS TO BE IN PLACE 10 DAYS PRIOR TO CONSTRUCTION.

(X) = SIGN NUMBER

FOR PLAN SHEETS

LEGEND: FIXED MESSAGE SIGNS

-  EXISTING GUIDE SIGN TO BE COVERED
-  FIXED MESSAGE SIGN(S) ON WOOD POST SUPPORTS
-  FIXED MESSAGE SIGN NUMBER
-  CONTRACTOR SHALL COVER AS DIRECTED BY THE ENGINEER ALL ROUTE MARKINGS PERTAINING TO THE PROJECT. INCIDENTAL TO WORK ZONE TRAFFIC CONTROL SIGNING.
-  CHANGEABLE MESSAGE SIGN

NOTES: FIXED MESSAGE SIGNS

- 1. CONTRACTOR SHOULD LOCATE FIXED MESSAGE SIGNS A MINIMUM OF 400' FROM ANY EXISTING TYPE "I" SIGN.
- 2. ALL FIXED MESSAGE SIGNS SHALL BE BLACK NON-REFLECTIVE MESSAGE ON ORANGE REFLECTIVE BACKGROUND.
- 3. SEE FIXED MESSAGE SIGNS AND SPECIAL MESSAGE SIGNS LAYOUT SHEETS FOR MORE INFORMATION.
- 4. COVER DETOUR SIGNING WHEN NOT IN USE. INCIDENTAL TO WORK ZONE TRAFFIC CONTROL SIGNING.
- 5. SIGNS TO BE PLACED 10 DAYS PRIOR TO CONSTRUCTION.