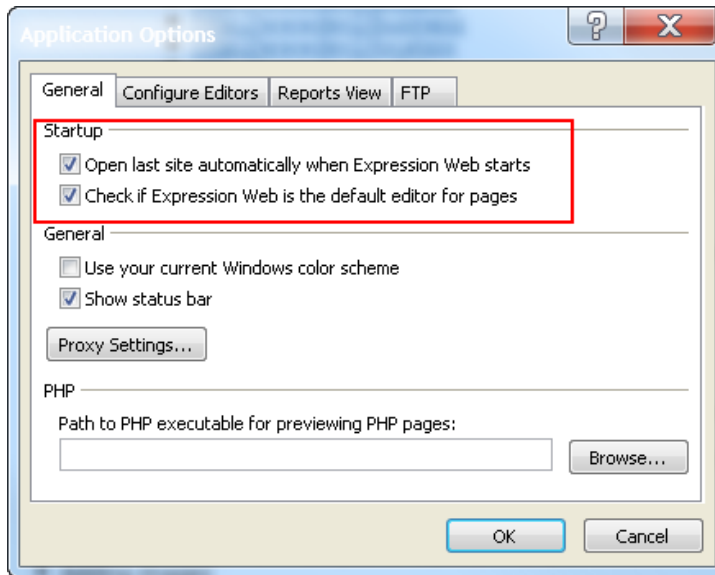


Training – Expressions Web (EW), Basics

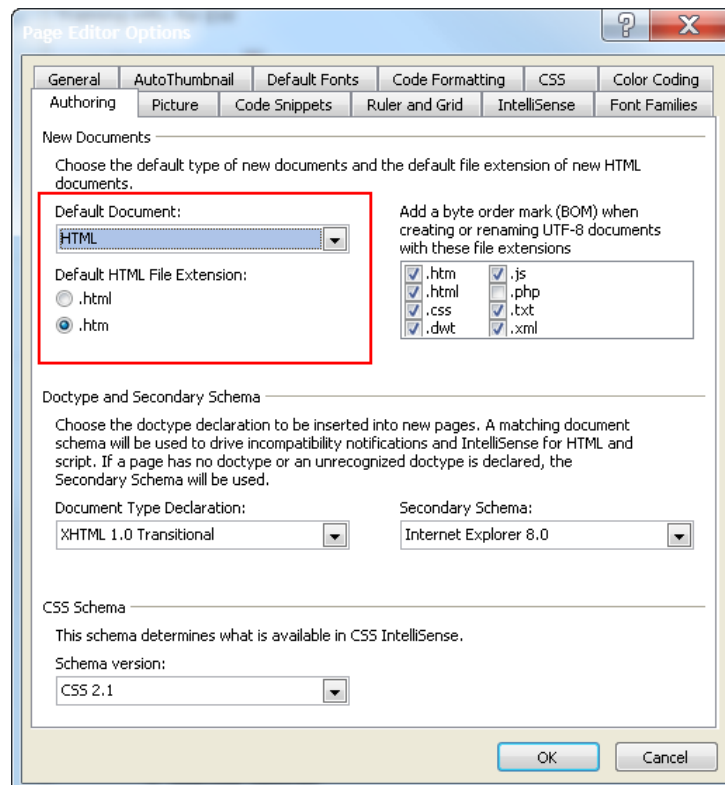
<http://dotnet/webauthor/hidden/pubeditor/howto/ew.htm>

Setup/preferences

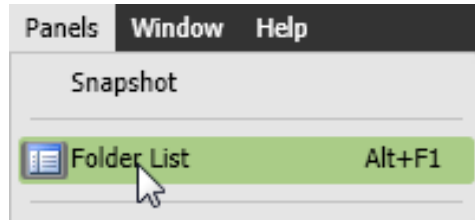
- Open **EW**
- Click on **Tools/Application options**
 - **General tab**



- Click on **Tools/Page editor options**
 - **Authoring tab**
 - Make the **Default HTML File Extension = .htm**



- Click on **Panels**
 - Make sure **Folder list** icon is selected



- Leave the following panels open and delete the others
 - Folder list (left column)
 - Site view (middle window)
 - Apply styles (hide it when not needed) (right column)
- Set up **Toolbars** at the top of EW
 - Right click in the horizontal bar to the right of **Help** and select the following two toolbars (clicking on them places a checkmark to the left of them):
 - Standard
 - Formatting

