

HIGHWAY WORK PROPOSAL

Wisconsin Department of Transportation
 DT1502 10/2010 s.66.29(7) Wis. Stats.

Proposal Number:

18

<u>COUNTY</u>	<u>STATE PROJECT ID</u>	<u>FEDERAL PROJECT ID</u>	<u>PROJECT DESCRIPTION</u>	<u>HIGHWAY</u>
Sheboygan	6525-06-71	WISC 2017 107	STH 28 - Random Lake STH 28 - STH 57	STH 144

This proposal, submitted by the undersigned bidder to the Wisconsin Department of Transportation, is in accordance with the advertised request for proposals. The bidder is to furnish and deliver all materials, and to perform all work for the improvement of the designated project in the time specified, in accordance with the appended Proposal Requirements and Conditions.

Proposal Guaranty Required, \$ 100,000.00 Payable to: Wisconsin Department of Transportation	Attach Proposal Guaranty on back of this PAGE.
Bid Submittal Due Date: March 14, 2017 Time (Local Time): 9:00 AM	Firm Name, Address, City, State, Zip Code <div style="text-align: center; font-size: 2em; font-weight: bold;">SAMPLE</div> <div style="text-align: center; font-weight: bold;">NOT FOR BIDDING PURPOSES</div>
Contract Completion Time Seventy-five (75) Working Days	
Assigned Disadvantaged Business Enterprise Goal <div style="text-align: right; font-weight: bold;">7%</div>	

This contract is exempt from federal oversight.

This certifies that the undersigned bidder, duly sworn, is an authorized representative of the firm named above; that the bidder has examined and carefully prepared the bid from the plans, Highway Work Proposal, and all addenda, and has checked the same in detail before submitting this proposal or bid; and that the bidder or agents, officer, or employees have not, either directly or indirectly, entered into any agreement, participated in any collusion, or otherwise taken any action in restraint of free competitive bidding in connection with this proposal bid.

Do not sign, notarize, or submit this Highway Work Proposal when submitting an electronic bid on the Internet.

Subscribed and sworn to before me this date _____

 (Signature, Notary Public, State of Wisconsin)

 (Bidder Signature)

 (Print or Type Name, Notary Public, State Wisconsin)

 (Print or Type Bidder Name)

 (Date Commission Expires)

 (Bidder Title)

Notary Seal

For Department Use Only

Type of Work HMA pavement, concrete bridge deck overlays, grading, base aggregate dense, culvert pipe, storm sewer, MGS guardrail, pavement marking, and permanent signing.	
Notice of Award Dated	Date Guaranty Returned

**PLEASE ATTACH
PROPOSAL GUARANTY HERE**

Effective with November 2007 Letting

PROPOSAL REQUIREMENTS AND CONDITIONS

The bidder, signing and submitting this proposal, agrees and declares as a condition thereof, to be bound by the following conditions and requirements.

If the bidder has a corporate relationship with the proposal design engineering company, the bidder declares that it did not obtain any facts, data, or other information related to this proposal from the design engineering company that was not available to all bidders.

The bidder declares that they have carefully examined the site of, and the proposal, plans, specifications and contract forms for the work contemplated, and it is assumed that the bidder has investigated and is satisfied as to the conditions to be encountered, as to the character, quality, and quantities of work to be performed and materials to be furnished, and as to the requirements of the specifications, special provisions and contract. It is mutually agreed that submission of a proposal shall be considered conclusive evidence that the bidder has made such examination.

The bidder submits herewith a proposal guaranty in proper form and amount payable to the party as designated in the advertisement inviting proposals, to be retained by and become the property of the owner of the work in the event the undersigned shall fail to execute the contract and contract bond and return the same to the office of the engineer within fourteen (14) days after having been notified in writing to do so; otherwise to be returned.

The bidder declares that they understand that the estimate of quantities in the attached schedule is approximate only and that the attached quantities may be greater or less in accordance with the specifications.

The bidder agrees to perform the said work, for and in consideration of the payment of the amount becoming due on account of work performed, according to the unit prices bid in the following schedule, and to accept such amounts in full payment of said work.

The bidder declares that all of the said work will be performed at their own proper cost and expense, that they will furnish all necessary materials, labor, tools, machinery, apparatus, and other means of construction in the manner provided in the applicable specifications and the approved plans for the work together with all standard and special designs that may be designed on such plans, and the special provisions in the contract of which this proposal will become a part, if and when accepted. The bidder further agrees that the applicable specifications and all plans and working drawings are made a part hereof, as fully and completely as if attached hereto.

The bidder, if awarded the contract, agrees to begin the work not later than ten (10) days after the date of written notification from the engineer to do so, unless otherwise stipulated in the special provisions.

The bidder declares that if they are awarded the contract, they will execute the contract agreement and begin and complete the work within the time named herein, and they will file a good and sufficient surety bond for the amount of the contract for performance and also for the full amount of the contract for payment.

The bidder, if awarded the contract, shall pay all claims as required by Section 779.14, Statutes of Wisconsin, and shall be subject to and discharge all liabilities for injuries pursuant to Chapter 102 of the Statutes of Wisconsin, and all acts amendatory thereto. They shall further be responsible for any damages to property or injury to persons occurring through their own negligence or that of their employees or agents, incident to the performance of work under this contract, pursuant to the Standard Specifications for Road and Bridge Construction applicable to this contract.

In connection with the performance of work under this contract, the contractor agrees to comply with all applicable state and federal statutes relating to non-discrimination in employment. No otherwise qualified person shall be excluded from employment or otherwise be subject to discrimination in employment in any manner on the basis of age, race, religion, color, gender, national origin or ancestry, disability, arrest or conviction record (in keeping with s.111.32), sexual orientation, marital status, membership in the military reserve, honesty testing, genetic testing, and outside use of lawful products. This provision shall include, but not be limited to the following: employment, upgrading, demotion or transfer; recruitment or recruitment advertising; layoff or termination; rates of pay or other forms of compensation, and selection for training, including apprenticeship. The contractor further agrees to ensure equal opportunity in employment to all applicants and employees and to take affirmative action to attain a representative workforce.

The contractor agrees to post notices and posters setting forth the provisions of the nondiscrimination clause, in a conspicuous and easily accessible place, available for employees and applicants for employment.

If a state public official (section 19.42, Stats.) or an organization in which a state public official holds at least a 10% interest is a party to this agreement, this contract is voidable by the state unless appropriate disclosure is made to the State of Wisconsin Ethics Board.

Effective with August 2015 Letting

BID PREPARATION

Preparing the Proposal Schedule of Items

A General

- (1) Obtain bidding proposals as specified in **section 102** of the standard specifications prior to 11:45 AM of the last business day preceding the letting. Submit bidding proposals using one of the following methods:
 1. Electronic bid on the internet.
 2. Electronic bid on a printout with accompanying diskette or CD ROM.
 3. Paper bid under a waiver of the electronic submittal requirements.
- (2) Bids submitted on a printout with accompanying diskette or CD ROM or paper bids submitted under a waiver of the electronic submittal requirements govern over bids submitted on the internet.

- (3) The department will provide bidding information through the department's web site at:
<http://wisconsindot.gov/Pages/doing-bus/contractors/hcci/bid-let.aspx>

The contractor is responsible for reviewing this web site for general notices as well as information regarding proposals in each letting. The department will also post special notices of all addenda to each proposal through this web site no later than 4:00 P.M. local time on the Thursday before the letting. Check the department's web site after 5:00 P.M. local time on the Thursday before the letting to ensure all addenda have been accounted for before preparing the bid. When bidding using methods 1 and 2 above, check the Bid ExpressTM on-line bidding exchange at <http://www.bidx.com/> after 5:00 P.M. local time on the Thursday before the letting to ensure that the latest schedule of items Expedite file (*.ebs or *.00x) is used to submit the final bid.

- (4) Interested parties can subscribe to the Bid ExpressTM on-line bidding exchange by following the instructions provided at the www.bidx.com web site or by contacting:

Info Tech Inc.
5700 SW 34th Street, Suite 1235
Gainesville, FL 32608-5371
email: <mailto:customer.support@bidx.com>

- (5) The department will address equipment and process failures, if the bidder can demonstrate that those failures were beyond their control.
- (6) Contractors are responsible for checking on the issuance of addenda and for obtaining the addenda. Notice of issuance of addenda is posted on the department's web site at:
<http://wisconsindot.gov/Pages/doing-bus/contractors/hcci/bid-let.aspx>

or by calling the department at (608) 266-1631. Addenda can ONLY be obtained from the departments web site listed above or by picking up the addenda at the Bureau of Highway Construction, Room 601, 4802 Sheboygan Avenue, Madison, WI, during regular business hours.

- (7) Addenda posted after 5:00 PM on the Thursday before the letting will be emailed to the eligible bidders for that proposal. All eligible bidders shall acknowledge receipt of the addenda whether they are bidding on the proposal or not. Not acknowledging receipt may jeopardize the awarding of the project.

B Submitting Electronic Bids

B.1 On the Internet

- (1) Do the following before submitting the bid:
 1. Have a properly executed annual bid bond on file with the department.
 2. Have a digital ID on file with and enabled by Info Tech Inc. Using this digital ID will constitute the bidder's signature for proper execution of the bidding proposal.
- (2) In lieu of preparing, delivering, and submitting the proposal as specified in 102.6 and 102.9 of the standard specifications, submit the proposal on the internet as follows:
 1. Download the latest schedule of items reflecting all addenda from the Bid ExpressTM web site.
 2. Use ExpediteTM software to enter a unit price for every item in the schedule of items.
 3. Submit the bid according to the requirements of ExpediteTM software and the Bid ExpressTM web site. Do not submit a bid on a printout with accompanying diskette or CD ROM or a paper bid. If the bidder does submit a bid on a printout with accompanying diskette or a paper bid in addition to the internet submittal, the department will disregard the internet bid.
 4. Submit the bid before the hour and date the Notice to Contractors designates.
 5. Do not sign, notarize, and return the bidding proposal described in 102.2 of the standard specifications.
- (3) The department will not consider the bid accepted until the hour and date the Notice to Contractors designates.

B.2 On a Printout with Accompanying Diskette or CD ROM

- (1) Download the latest schedule of items from the Wisconsin pages of the Bid ExpressTM web site reflecting the latest addenda posted on the department's web site at:
<http://wisconsindot.gov/Pages/doing-bus/contractors/hcci/bid-let.aspx>

Use ExpediteTM software to prepare and print the schedule of items. Provide a valid amount for all price fields. Follow instructions and review the help screens provided on the Bid ExpressTM web site to assure that the schedule of items is prepared properly.

- (2) Staple an 8 1/2 by 11 inch printout of the ExpediteTM generated schedule of items to the other proposal documents submitted to the department as a part of the bidder's sealed bid. As a separate submittal not in the sealed bid envelop but due at the same time and place as the sealed bid, also provide the ExpediteTM generated schedule of items on a 3 1/2 inch computer diskette or CD ROM. Label each diskette or CD ROM with the bidder's name, the 4 character department-assigned bidder identification code from the top of the bidding proposal, and a list of the proposal numbers included on that diskette or CD ROM as indicated in the following example:

Bidder

Name

BN00

Proposals: 1, 12, 14, & 22

- (3) If bidding on more than one proposal in the letting, the bidder may include all proposals for that letting on one diskette or CD ROM. Include only submitted proposals with no incomplete or other files on the diskette or CD ROM.
- (4) The bidder-submitted printout of the ExpediteTM generated schedule of items is the governing contract document and must conform to the requirements of section 102 of the standard specifications. If a printout needs to be altered, cross out the printed information with ink or typewriter and enter the new information and initial it in ink. If there is a discrepancy between the printout and the diskette or CD ROM, the department will analyze the bid using the printout information.

- (5) In addition to the reasons specified in [section 102](#) of the standard specifications, proposals are irregular and the department may reject them for one or more of the following:
1. The check code printed on the bottom of the printout of the ExpediteTM generated schedule of items is not the same on each page.
 2. The check code printed on the printout of the ExpediteTM generated schedule of items is not the same as the check code for that proposal provided on the diskette or CD ROM.
 3. The diskette or CD ROM is not submitted at the time and place the department designates.

C Waiver of Electronic Submittal

- (1) The bidder may request a waiver of the electronic submittal requirements. Submit a written request for a waiver in lieu of bids submitted on the internet or on a printout with accompanying diskette or CD ROM. Use the waiver that was included with the paper bid document sent to the bidder or type up a waiver on the bidder's letterhead. The department will waive the electronic submittal requirements for a bidding entity (individual, partnership, joint venture, corporation, or limited liability company) for up to 4 individual proposals in a calendar year. The department may allow additional waivers for equipment malfunctions.
- (2) Submit a schedule of items on paper conforming to [section 102](#) of the standard specifications. The department charges the bidder a \$75 administrative fee per proposal, payable at the time and place the department designates for receiving bids, to cover the costs of data entry. The department will accept a check or money order payable to: "Wisconsin, Dept. of Transportation."
- (3) In addition to the reasons specified in [section 102](#) of the standard specifications, proposals are irregular and the department may reject them for one or more of the following:
 1. The bidder fails to provide the written request for waiver of the electronic submittal requirements.
 2. The bidder fails to pay the \$75 administrative fee before the time the department designates for the opening of bids unless the bidder requests on the waiver that they be billed for the \$75.
 3. The bidder exceeds 4 waivers of electronic submittal requirements within a calendar year.
- (4) In addition to the reasons specified in [section 102](#) of the standard specifications, the department may refuse to issue bidding proposals for future contracts to a bidding entity that owes the department administrative fees for a waiver of electronic submittal requirements.

PROPOSAL BID BOND

DT1303 1/2006

Wisconsin Department of Transportation

Proposal Number	Project Number	Letting Date
Name of Principal		
Name of Surety	State in Which Surety is Organized	

We, the above-named Principal and the above-named Surety, are held and firmly bound unto the State of Wisconsin in the sum equal to the Proposal Guaranty for the total bid submitted for the payment to be made; we jointly and severally bind ourselves, our heirs, executors, administrators, successors and assigns. The condition of this obligation is that the Principal has submitted a bid proposal to the State of Wisconsin acting through the Department of Transportation for the improvement designated by the Proposal Number and Letting Date indicated above.

If the Principal is awarded the contract and, within the time and manner required by law after the prescribed forms are presented for signature, enters into a written contract in accordance with the bid, and files the bond with the Department of Transportation to guarantee faithful performance and payment for labor and materials, as required by law, or if the Department of Transportation shall reject all bids for the work described, then this obligation shall be null and void; otherwise, it shall be and remain in full force and effect. In the event of failure of the Principal to enter into the contract or give the specified bond, the Principal shall pay to the Department of Transportation **within 10 business days of demand** a total equal to the Proposal Guaranty as liquidated damages; the liability of the Surety continues for the full amount of the obligation as stated until the obligation is paid in full.

The Surety, for value received, agrees that the obligations of it and its bond shall not be impaired or affected by any extension of time within which the Department of Transportation may accept the bid; and the Surety does waive notice of any such extension.

IN WITNESS, the Principal and Surety have agreed and have signed by their proper officers and have caused their corporate seals to be affixed this date: **(DATE MUST BE ENTERED)**

PRINCIPAL

(Company Name) **(Affix Corporate Seal)**

(Signature and Title)

(Company Name)

(Signature and Title)

(Company Name)

(Signature and Title)

(Company Name)

(Signature and Title)

NOTARY FOR PRINCIPAL

(Date)

State of Wisconsin)
) ss.
_____ County)

On the above date, this instrument was acknowledged before me by the named person(s).

(Signature, Notary Public, State of Wisconsin)

(Print or Type Name, Notary Public, State of Wisconsin)

(Date Commission Expires)

Notary Seal

(Name of Surety) **(Affix Seal)**

(Signature of Attorney-in-Fact)

NOTARY FOR SURETY

(Date)

State of Wisconsin)
) ss.
_____ County)

On the above date, this instrument was acknowledged before me by the named person(s).

(Signature, Notary Public, State of Wisconsin)

(Print or Type Name, Notary Public, State of Wisconsin)

(Date Commission Expires)

Notary Seal

IMPORTANT: A certified copy of Power of Attorney of the signatory agent must be attached to the bid bond.

CERTIFICATE OF ANNUAL BID BOND

DT1305 8/2003

Wisconsin Department of Transportation

Time Period Valid (From/To)	
Name of Surety	
Name of Contractor	
Certificate Holder	Wisconsin Department of Transportation

This is to certify that an annual bid bond issued by the above-named Surety is currently on file with the Wisconsin Department of Transportation.

This certificate is issued as a matter of information and conveys no rights upon the certificate holder and does not amend, extend or alter the coverage of the annual bid bond.

Cancellation: Should the above policy be cancelled before the expiration date, the issuing surety will give thirty (30) days written notice to the certificate holder indicated above.

(Signature of Authorized Contractor Representative)

(Date)

March 2010

LIST OF SUBCONTRACTORS

Section 66.0901(7), Wisconsin Statutes, provides that as a part of the proposal, the bidder also shall submit a list of the subcontractors the bidder proposes to contract with and the class of work to be performed by each. In order to qualify for inclusion in the bidder's list a subcontractor shall first submit a bid in writing, to the general contractor at least 48 hours prior to the time of the bid closing. The list may not be added to or altered without the written consent of the municipality. A proposal of a bidder is not invalid if any subcontractor and the class of work to be performed by the subcontractor has been omitted from a proposal; the omission shall be considered inadvertent or the bidder will perform the work personally.

No subcontract, whether listed herein or later proposed, may be entered into without the written consent of the Engineer as provided in Subsection 108.1 of the Standard Specifications.

[illegible]

DECEMBER 2000

**CERTIFICATION REGARDING DEBARMENT, SUSPENSION, AND OTHER
RESPONSIBILITY MATTERS - PRIMARY COVERED TRANSACTIONS**

Instructions for Certification

1. By signing and submitting this proposal, the prospective contractor is providing the certification set out below.
2. The inability of a person to provide the certification required below will not necessarily result in denial of participation in this covered transaction. The prospective contractor shall submit an explanation of why it cannot provide the certification set out below. The certification or explanation will be considered in connection with the department or agency's determination whether to enter into this transaction. However, failure of the prospective contractor to furnish a certification or an explanation shall disqualify such person from participation in this transaction.
3. The certification in this clause is a material representation of fact upon which reliance was placed when the department determined to enter into this transaction. If it is later determined that the contractor knowingly rendered an erroneous certification in addition to other remedies available to the Federal Government the department may terminate this transaction for cause or default.
4. The prospective contractor shall provide immediate written notice to the department to whom this proposal is submitted if at any time the prospective contractor learns that its certification was erroneous when submitted or has become erroneous by reason of changed circumstances.
5. The terms "covered transaction," "debarred," "suspended," "ineligible," "lower tier covered transaction," "participant," "person," "primary covered transaction," "principal," "proposal," and "voluntarily excluded," as used in this clause, have the meanings set out in the Definitions and Coverage sections of the rules implementing Executive Order 12549. You may contact the department to which this proposal is being submitted for assistance in obtaining a copy of those regulations.
6. The prospective contractor agrees by submitting this proposal that, should this contract be entered into, it shall not knowingly enter into any lower tier covered transaction with a person who is debarred, suspended, declared ineligible, or voluntarily excluded from participation in this covered transaction, unless authorized by the department entering into this transaction.
7. The prospective contractor further agrees by submitting this proposal that it will include the clause titled "Certification Regarding Debarment, Suspension, Ineligibility and Voluntary Exclusion-Lower Tier Covered Transaction," which is included as an addendum to PR-1273 - "Required Contract Provisions Federal Aid Construction Contracts," without

modification, in all lower tier covered transactions and in all solicitations for lower tier covered transactions.

8. The contractor may rely upon a certification of a prospective subcontractor/materials supplier that it is not debarred, suspended, ineligible, or voluntarily excluded from the covered transaction, unless it knows that the certification is erroneous. A contractor may decide the method and frequency by which it determines the eligibility of its principals. Each contractor may, but is not required to, check the Disapproval List (telephone # 608/266/1631).
9. Nothing contained in the foregoing shall be construed to require establishment of a system of records in order to render in good faith the certification required by this clause. The knowledge and information of a contractor is not required to exceed that which is normally possessed by a prudent person in the ordinary course of business dealings.
10. Except for transactions authorized under paragraph 6 of these instructions, if a contractor in a covered transaction knowingly enters into a lower tier covered transaction with a person who is suspended, debarred, ineligible or voluntarily excluded from participation in this transaction, in addition to other remedies available to the Federal Government, the department may terminate this transaction for cause or default.

Certification Regarding Debarment, Suspension, and Other Responsibility Matters - Primary Covered Transactions

- (1) The prospective contractor certifies to the best of its knowledge and belief, that it and its principals:
 - (a) Are not presently debarred, suspended, proposed for debarment, declared ineligible, or voluntarily excluded from covered transactions by any Federal department or agency;
 - (b) Have not within a three-year period preceding this proposal been convicted of or had a civil judgment rendered against them for commission of fraud or a criminal offense in connection with obtaining, attempting to obtain, or performing a public (Federal, State or local) transaction or contract under a public transaction; violation of Federal or State antitrust statutes or commission of embezzlement, theft, forgery, bribery, falsification or destruction of records, making false statements or receiving stolen property;
 - (c) Are not presently indicted for or otherwise criminally or civilly charged by a governmental entity (Federal, State or local) with commission of any of the offense enumerated in paragraph (1)(b) of this certification; and
 - (d) Have not within a three-year period preceding this proposal had one or more public transactions (Federal, State or local) terminated for cause or default.
- (2) Where the prospective contractor is unable to certify to any of the statements in this certification, such prospective contractor shall attach an explanation to this proposal.

Special Provisions

Table of Contents

Article	Description	Page #
1.	General.....	3
2.	Scope of Work.	3
3.	Prosecution and Progress.	3
4.	Traffic.	4
5.	Holiday Work Restrictions.	5
6.	Utilities.....	5
7.	Railroad Insurance and Coordination.	11
8.	Information to Bidders, U.S. Army Corps of Engineers Section 404 Permit.....	12
9.	Environmental Protection, Aquatic Exotic Species Control.....	13
10.	Notice to Contractor – Contamination Beyond Construction Limits.	14
11.	Notice to Contractor, Verification of Asbestos Inspection, No Asbestos Found.	15
12.	Notice to Contractor, Verification of Asbestos Inspection, No Asbestos Found.	15
13.	Notice to Contractor, Verification of Asbestos Inspection, No Asbestos Found.	15
14.	Notice to Contractor, Verification of Asbestos Inspection, No Asbestos Found.	15
15.	Environmental Protection, dewatering.....	15
16.	Environmental Protection, By-Pass Pumping.....	16
17.	Archaeological Coordination.....	16
18.	Survey Monument Coordination.....	17
19.	Removing Concrete Steps, Item 204.9165.S.01.	17
20.	Excavation, Hauling, and Disposal of Petroleum Contaminated Soil, Item 205.0501.S.	18
21.	Select Borrow.....	21
22.	Asphaltic Base Excavation.	21
23.	QMP Base Aggregate.	21
24.	HMA Pavement Percent Within Limits QMP.	30
25.	Reheating HMA Pavement Longitudinal Joints, Item 460.4110.S.....	38
26.	QMP HMA Pavement Nuclear Density.....	39
27.	Concrete Masonry Endwalls, Item 504.0900.....	45
28.	Concrete Surface Repair, Item 509.1500.....	46
29.	Removing Concrete Masonry Deck Overlay B-59-104, Item 509.9005.S.01.....	46
30.	Cleaning Parapets, Item 509.9050.S.....	47
32.	Pipe Grates, Item 611.9800.S.....	48
35.	Pavement Marking Grooved Wet Reflective Epoxy 4-Inch, Item 646.2304.S.....	50
36.	Locating No-Passing Zones, Item 648.0100.....	53
37.	Precast Concrete Box Culvert Extension, 4 FT x 3 FT, Item SPV.0060.01.....	53
38.	Precast Concrete Box Culvert End Section, 4FT x 3 FT, Item SPV.0060.02.....	53
39.	Salvage Box Culvert Grate, Item SPV.0060.03.....	54
40.	Removing Carbide Pit Generator, Item SPV.0060.04.....	55
41.	HMA Percent Within Limits (PWL) Test Strip, Item SPV.0060.05.....	55
42.	16 Gauge Galvanized Metal Flashing, Item SPV.0090.01.....	62

43.	Handrail Special, Item SPV.0090.02.	62
44.	Water for Seeded Areas, Item SPV.0120.01.....	66
45.	Wall Modular Block Gravity LRFD, Item SPV.0165.01.	67
46.	Appendix A.....	73

SPECIAL PROVISIONS

1. General.

Perform the work under this construction contract for Project 6525-06-71, STH 28 – Random Lake, STH 28 – STH 57, STH 144, Sheboygan County, Wisconsin as the plans show and execute the work as specified in the State of Wisconsin, Department of Transportation, Standard Specifications for Highway and Structure Construction, 2017 Edition, as published by the department, and these special provisions.

If all or a portion of the plans and special provisions are developed in the SI metric system and the schedule of prices is developed in the US standard measure system, the department will pay for the work as bid in the US standard system.

100-005 (20160607)

2. Scope of Work.

The work under this contract shall consist of HMA pavement, concrete bridge deck overlays, grading base aggregate dense, culvert pipe, storm sewer, MGS guardrail, pavement marking and permanent signing and all incidental items necessary to complete the work as shown on the plans and included in the proposal and contract.

104-005 (20090901)

3. Prosecution and Progress.

Begin work within ten calendar days after the engineer issues a written notice to do so.

Provide the time frame for construction of the project within the 2017 construction season to the engineer in writing within a month after executing the contract but at least 14 calendar days before the preconstruction conference. Assure that the time frame is consistent with the contract completion time. Upon approval, the engineer will issue the notice to proceed within ten calendar days before the beginning of the approved time frame.

To revise the time frame, submit a written request to the engineer at least two weeks before the beginning of the intended time frame. The engineer will approve or deny that request based on the conditions cited in the request and its effect on the department's scheduled resources.

Fish Spawning

There shall be no instream disturbance of Random Lake as a result of construction activity under or for this contract, from March 1 to June 15 both dates inclusive, in order to avoid adverse impacts upon the spawning of fish species.

Any change to this limitation will require submitting a written request by the contractor to the engineer, subsequent review and concurrence by the Department of Natural Resources in the request, and final approval by the engineer. The approval will include all conditions to the request as mutually agreed upon by WisDOT and DNR.
Fish (20090901)

4. Traffic.

Conduct operations in a manner that will cause the least in interference to traffic movement. Traffic may be confined to one 11 foot travel lane during daylight hours only to provide for construction of this project.

Emergency vehicles shall be allowed access at all times during construction. Stage concrete deck overlays and cross drain installation to ensure emergency vehicles access at all times.

Maintain emergency vehicle and local access to properties within the project area at all times except when it is necessary for the purpose of making driveway improvements. Notify the property owners either in writing or in person at least 24 hours in advance of driveway access disruption.

Close STH 144 (west of Carroll) to through traffic during construction with a signed detour. Open this section of STH 144 to local traffic only. Detour traffic using STH 28, CTH A and STH 57. Maintain cross traffic at all other side roads at all time during the various construction operations.

Prior to closing STH 144, remove existing railroad crossing signs, install permanent railroad crossing signs and install highway grade markings on CTH A as shown I the plans.

STH 144 may be closed at Station 513+11 for concrete masonry removal and installation of the Precast Reinforced Concrete Box Extension and Precast Reinforced Concrete Box End Section a maximum of three consecutive days. PCMS boards must be deployed 7 days prior to closing this section of STH 144.

Portable Changeable Message Signs – Message Prior Approval

After coordinating with department construction field staff, notify the Northeast Region Traffic Section at (920) 492-5641 (secondary contact number is (920) 492-7719) 3 business days prior to deploying or changing a message on a PCMS to obtain approval of the proposed message. The Northeast Region Traffic Unit will review the proposed message and either approve the message or make necessary changes.

PCMS boards must be deployed 7 days prior to the closure of STH 144.
(NER15-1112)

Wisconsin Lane Closure System Advance Notification

Provide the following advance notification to the engineer for incorporation into the Wisconsin Lane Closure System (LCS).

TABLE 108-1 CLOSURE TYPE AND REQUIRED MINIMUM ADVANCE NOTIFICATION

Closure type with height, weight, or width restrictions (available width, all lanes in one direction $\leq 16'$)	MINIMUM NOTIFICATION
Lane and shoulder closures	14 calendar days
Full roadway closures	14 calendar days
System and service ramp closures	14 calendar days
Full system and service ramp closures	14 calendar days
Detours	14 calendar days
Closure type without height, weight, or width restrictions (available width, all lanes in one direction $> 16'$)	MINIMUM NOTIFICATION
Lane and shoulder closures	3 business days
System and service ramp closures	3 business days
Modifying all closure types	3 business days

Discuss LCS completion dates and provide changes in the schedule to the engineer at weekly project meetings in order to manage closures nearing their completion date.

108-057 (20150630)

5. Holiday Work Restrictions.

Do not perform work on, nor haul materials of any kind along or across any portion of the highway carrying STH 144, STH 28 and STH 57 traffic, and entirely clear the traveled way and shoulders of such portions of the highway of equipment, barricades, signs, lights, and any other material that might impede the free flow of traffic during the following holiday periods:

- From noon Friday, May 26, 2017 to 6:00 AM Tuesday, May 30, 2017 for Memorial Day;
- From noon Friday, June 30, 2017 to 6:00 AM Wednesday, July 5, 2017 for Independence Day;
- From noon Friday, September 1, 2017 to 6:00 AM Tuesday, September 5, 2017 for Labor Day.

107-005 (20050502)

6. Utilities.

This contract comes under the provision of Administrative Rule Trans 220.
stp-107-065 (20080501)

There are utility facilities within the construction limits of this project. Coordinate construction activities with a call to Diggers Hotline or a direct call to the utilities for the underground facilities in the area, as required per statutes. Take all required precautions when working within 18-inches of underground utilities. Use caution to maintain the integrity of underground utilities and maintain OSHA code clearances from overhead facilities at all times.

Additional detailed information regarding the location of utility facilities is available at the region WisDOT office during normal working hours.

ANR Pipeline Co (gas/petroleum) – has underground 6-inch high pressure natural gas pipeline crossing along STH 144 at approximately Station 554+75. Maintain a minimum sign placement clearance of 25-feet (+/-) to the existing pipeline facility. No conflicts are anticipated with this facility.

The field contact for this project is:

Steve Whitty
W8715 Tower Road
Adell, WI 53001
(262) 626-3441
(920) 375-0475 mobile
steve_whitty@transcanada.com

ATC Management, Inc. (electricity-transmission) – has an overhead 138-kV transmission facility crossing along STH 144 at approximately Station 475+75. Maintain a safe working clearance to the conductors at all times based on the latest OSHA requirements. No conflicts are anticipated with this facility.

The field contact for this project is:

Doug Vosberg
5303 Fen Oak Drive
Madison, WI 53718
(608) 877-7650
dvosberg@atcllc.com

Frontier Communications of WI LLC (communication line) – has overhead and underground facilities within the project limits.

Frontier Communications will place new buried facilities through Silver Creek and remove the existing aerial lead from Station 290+00 to Station 345+00.

Frontier Communications will place new facilities at the intersections of Lynn Road from Station 382+00 to Station 397+00 and CTH I from Station 436+00 to Station 452+00. All existing facilities will be discontinued in place.

Frontier Communications will remove the existing aerial facilities west of the Village of Random Lake from Station 452+00 to Station 472+00.

Frontier Communications will place two new sections of cable located east of Carroll Street from Station 511+00 to Station 518+00 and discontinue the existing facilities in place.

The anticipated start date is October 3, 2016 with an estimated 40-working days to complete the relocation.

The field contact for this project is:

Russ Ryan
315 Oak Street
Oakfield, WI 53065
(920) 583-3275
(920) 737-9662 mobile
russell.w.ryan@ftr.com

Lakeside Foods, Inc. (water) – has an underground facilities within the project limits. The facility begins at the well located at approximately Station 460+00, RT and the 8-inch water line runs east parallel to STH 144, RT until approximately Station 470+00 where it continues east and runs parallel with Wolf Street, RT. The 8-inch water line crosses STH 144 at approximately Station 500+00. No conflicts are anticipated with this facility.

The field contact for this project is:

Andrew Schneider
808 Hamilton Street
Manitowoc, WI 54220
(920) 994-2117 ext. 302
aschneider@lakesidefoods.com

Time Warner Cable (communication line) – has underground and overhead facilities within the project limits.

Time Warner Cable has no underground conflicts within the project limits.

Time Warner Cable will adjust their overhead facilities by transferring them onto new We Energies' poles.

The relocation will take an estimated 30 working days.

The field contact for this project is:

Steve Cramer
1320 N. Martin Luther King Jr. Drive
Milwaukee, WI 53212
(414) 277-4045
(414) 688-2385 mobile
steve.cramer@twcable.com

Village of Random Lake (sewer) – has underground facilities within the project limits.

The Village of Random Lake will adjust the sanitary manhole castings during construction that are located at approximate locations; Station 515+00 RT, 517+25 RT, 519+60 RT, 521+50 RT, and 523+65 RT.

Contact the Village of Random Lake 5 days prior to construction operation in that area. It will take the Village of Random Lake an estimated 3 hours to adjust each casting.

The field contact for this project is:

Joe Huiras
96 Russell Drive
Random Lake, WI 53075
(920) 980-0598
jhuiras@randomlakewi.com

Village of Random Lake (water) – has underground facilities within the project limits.

The Village of Random Lake will adjust the water valve casting during construction that is located at approximate locations; Station 513+80 RT.

Contact the Village of Random Lake 5 days prior to construction operation in that area. It will take the Village of Random Lake an estimated 3 hours to adjust each casting.

The field contact for this project is:

Joe Huiras
96 Russell Drive
Random Lake, WI 53075
(920) 980-0598
jhuiras@randomlakewi.com

We Energies (gas/petroleum) – has underground facilities within the project limits.

We Energies will install a 4-inch gas main along the north side of STH 144 from Station 307+00 to Station 345+00, LT. This gas facility will be located within 3 feet of the right-of-way at a minimum cover of 36 inches. This gas facility will be positioned between the right-of-way and the We Energies power pole facilities.

We Energies will install a 4-inch gas main along the south side of STH 144 from Station 505+00 to Station 523+50, RT. This gas facility will be located parallel between 10 feet south of the centerline and 5-feet from the existing sanitary sewer.

The anticipated start date is September 1, 2016 with an estimated 60-working days to complete the relocation.

The field contact for this project:

Nick Ernster
500 S. 116th Street
West Allis, WI 53214
(414) 944-5574
(414) 640-4271 mobile
nicholas.ernster@we-energies.com

We Energies (electricity) – has overhead facilities within the project limits.

We Energies will complete the following relocations:

Station	Location	Pole No.	Work Proposed
306+47	27' LT	68-33246	Place anchor
306+98	32' LT	New	Place pole
306+81	32' LT	New	Place anchor
308+45	25' LT	68-33231	Remove pole
308+49	31' LT	New	Place pole
310+ 14	25' LT	68-33232	Remove pole
310+18	30' LT	New	Place pole
311+86	24' LT	68-32769	Remove pole
311+88	29' LT	New	Place pole
313+78	29' LT	New	Place pole
313+78	22' LT	68-32770	Remove pole
315+58	29' LT	New	Place pole
315+44	23' LT	68-32773	Remove pole
315+28	31' RT	New	Place pole
315+33	20' RT	90-29259	Remove pole
316+35	31' RT	New	Place pole

Station	Location	Pole No.	Work Proposed
316+35	20' RT	64-12225	Remove pole
317+33	29' LT	New	Place pole
317+11	24' LT	68-32774	Remove pole
318+82	29' LT	New	Place pole
318+82	24' LT	68-32775	Remove pole
320+32	29' LT	New	Place pole
322+01	29' LT	New	Place pole
320+35	23' LT	60-13893	Remove pole
323+98	29' LT	New	Place pole
322+01	23' LT	93-07035	Remove pole
324+37	32' RT	New	Place pole
323+95	24' LT	88-01708	Remove pole
326+07	29' LT	New	Place pole
326+07	22' LT	12-06762	Remove pole
326+33	32' RT	New	Place pole
327+44	22' LT	60-13890	Remove pole
327+45	29' LT	New	Place pole
329+00	22' LT	88-01710	Remove pole
327+65	32' RT	New	Place pole
329+ 14	21' LT	09-02770	Remove pole
329+00	29' LT	New	Place pole
330+95	22' LT	12-06760	Remove pole
329+ 17	32' RT	New	Place pole
332+93	21' LT	58-17450	Remove pole
329+ 14	29' LT	New	Place pole
334+70	21' LT	58-17449	Remove pole
330+97	29' LT	New	Place pole
336+42	21' LT	58-17448	Remove pole
330+89	32' RT	New	Place pole
338+28	21' LT	58-17447	Remove pole
332+89	29' LT	New	Install pole
339+94	19' LT	58-17446	Remove pole
334+44	32' RT	New	Install pole
341+31	20' LT	88-01711	Remove pole
334+68	29' LT	New	Install pole
342+51	22' LT	99-07982	Remove pole
336+42	28' LT	New	Install pole
343+60	25' LT	03-09472	Remove pole
338+28	28' LT	New	Install pole
338+43	32' RT	New	Install pole
339+94	28' LT	New	Install pole
341+22	28' LT	New	Install pole

Station	Location	Pole No.	Work Proposed
342+31	29' LT	New	Install pole
342+51	54' LT	New	Install pole
343+97	29' LT	New	Install pole
344+84	31' RT	New	Install pole
394+99	33' LT	New	Install pole
396+30	73' LT	New	Install pole
396+38	58' LT	New	Install anchor
396+29	95' RT	New	Install pole
396+36	79' RT	New	Install anchor
396+43	31' LT	84-09108	Remove pole/anchor
396+92	32' LT	New	Install pole
447+95	39' LT	New	Install pole
448+00	39' LT	12-10050	Remove pole
448+ 19	39' LT	New	Install pole
448+22	39' LT	66-10286	Remove pole

The anticipated start date is February 1, 2017 with an estimated 30 working days to complete the relocation.

The field contact for this project is:

Al Schmitt
245 Sand Drive
West Bend, WI 53095
(262) 338-7662
(414) 322-1824 mobile
alan.schmitt@we-energies.com

7. Railroad Insurance and Coordination.

A Description

Comply with standard spec 107.17 for all work affecting Wisconsin and Southern Railroad Company property and any existing tracks.

A.1 Railroad Insurance Requirements

In addition to standard spec 107.26, provide railroad protective liability insurance coverage as specified in standard spec 107.17.3. Insurance is filed in the name of Wisconsin and Southern Railroad Company.

Notify evidence of the required coverage, and duration to Roger Schaalma, Superintendent of Maintenance of Way, Wisconsin and Southern Railroad Co. at 1890 East Johnson Street, Madison, WI 53704; TELEPHONE (608) 620-2044 or (414) 438-8820; Ext. 4201; FAX

(608) 243-9225; email rschaalma@watcocompanies.com. Include the following information on the insurance document:

Project: 6525-09-71
Route Name: STH 144, Random Lake
Crossing ID: 387130S
Railroad Subdivision: Plymouth
Railroad Milepost: 125.87

A.2 Work by Railroad

The railroad will perform the work described in this section, except for work described in other special provisions and will be accomplished without cost to the contractor. None

A.3 Names and addresses of Railroad Representatives for Consultation and Coordination

Contact Roger Schaalma, Superintendent of Maintenance of Way, Wisconsin and Southern Railroad Co., 1890 East Johnson Street, Madison, WI 53704; TELEPHONE (608) 620-2044; Ext. 4201; FAX (608) 243-9225; email rschaalma@watcocompanies.com for consultation on railroad requirements during construction.

Amend standard spec 108.4 to include the railroad in the distribution of the initial bar chart, and monthly schedule updates. The bar chart shall specifically show work involving coordination with the railroad.

A.4 Temporary Grade Crossing

If a temporary grade crossing is desired, submit a written request to the railroad representative named in A.3 several weeks prior to the time needed. Approval is subject to the discretion of the railroad. The department has made no arrangements for a temporary grade crossing.

A.5 Train Operation

Approximately 2 through freight trains operate daily 3 days per week through the construction site. Through freight trains operate at up to 25 mph. In additions to through trains there are switching trains and slower speed.

8. Information to Bidders, U.S. Army Corps of Engineers Section 404 Permit.

The department has obtained a U.S. Army Corps of Engineers Section 404 permit. Comply with the requirements of the permit in addition to requirements of the special provisions. A copy of the permit is available from the regional office by contacting Kyle Trembl at (920) 360-7029.

stp-107-054 (20080901)

9. Environmental Protection, Aquatic Exotic Species Control.

Exotic invasive organisms such as VHS, zebra mussels, purple loosestrife, and Eurasian water milfoil are becoming more prolific in Wisconsin and pose adverse effects to waters of the state. Wisconsin State Statutes 30.07, “Transportation of Aquatic Plants and Animals; Placement of Objects in Navigable Waters”, details the state law that requires the removal of aquatic plants and zebra mussels each time equipment is put into state waters.

At construction sites that involve navigable water or wetlands, use the follow cleaning procedures to minimize the chance of exotic invasive species infestation. Use these procedures for all equipment that comes in contact with waters of the state and/or infested water or potentially infested water in other states.

Ensure that all equipment that has been in contact with waters of the state, or with infested or potentially infested waters, has been decontaminated for aquatic plant materials and zebra mussels prior to being used in other waters of the state. Before using equipment on this project, thoroughly disinfect all equipment that has come into contact with potentially infested waters. Use the following inspection and removal procedures (guidelines from the Wisconsin Department of Natural Resources http://dnr.wi.gov/topic/fishing/documents/vhs/disinfection_protocols.pdf for disinfection:

1. Prior to leaving the contaminated site, wash machinery and ensure that the machinery is free of all soil and other substances that could possibly contain exotic invasive species;
2. Drain all water from boats, trailers, bilges, live wells, coolers, bait buckets, engine compartments, and any other area where water may be trapped;
3. Inspect boat hulls, propellers, trailers and other surfaces. Scrape off any attached mussels, remove any aquatic plant materials (fragments, stems, leaves, seeds, or roots), and dispose of removed mussels and plant materials in a garbage can prior to leaving the area or invested waters; and
4. Disinfect your boat, equipment and gear by either:
 - a. Washing with ~212° F water (steam clean), or
 - b. Drying thoroughly for five days after cleaning with soap and water and/or high pressure water, or
 - c. Disinfecting with either 200 ppm (0.5 oz per gallon or 1 Tablespoon per gallon) Chlorine for 10-minute contact time or 1:100 solution (38 grams per gallon) of Virkon Aquatic for 20- to 30-minute contact time. Note: Virkon is not registered to kill zebra mussel veligers nor invertebrates like spiny water flea. Therefore this disinfect should be used in conjunction with a hot water (>104° F) application.

Complete the inspection and removal procedure before equipment is brought to the project site and before the equipment leaves the project site.
stp-107-055 (20130615)

10. Notice to Contractor – Contamination Beyond Construction Limits.

The department completed testing for soil and ground water contamination for locations within this project where excavation is required. Testing indicated that petroleum-contaminated soil is present at the following site(s):

1. Station 342+00 to 342+55 from 10 feet RT of reference line to construction limits RT, at a depth of approximately 10 feet below existing grades and deeper.
2. Station 342+55 to 342+80 from 10 feet RT of reference line to 40 feet RT of reference line, at a depth of approximately 10 feet below existing grades and deeper.

The contaminated soils at the above sites are expected to be beyond the excavation depths necessary to complete the work under this project. Control construction operations at these locations to ensure that they do not extend beyond the excavation limits indicated in the plans. If contaminated soils are encountered at these sites or elsewhere on the project during excavation, terminate excavation in the area and notify the engineer.

Testing indicated that petroleum-contaminated groundwater is present at the following site(s):

1. Station 320+10 to 321+10 from reference line to construction limits LT.

The contaminated groundwater at the above sites is expected to be beyond the excavation depths necessary to complete the work under this project. Control construction operations to ensure they do not extend beyond the excavation limits indicated in the plans. If groundwater is encountered during construction, but does not require removal as a standard course of construction, it shall be allowed to remain in-place. If excavation dewatering is required, notify the engineer, presume the groundwater is contaminated with petroleum unless tested and proven otherwise, and manage contaminated groundwater accordingly.

The management of contaminated groundwater, including all labor, tools, equipment, and incidentals associated with pumping, temporary containment, and treatment and disposal, shall be considered incidental to the project.

The Hazardous Materials Report is available by contacting: Kathie VanPrice, 944 Vanderperren Way, Green Bay, WI 54304, (920) 492-7175.
stp-107-100 (20050901)

11. Notice to Contractor, Verification of Asbestos Inspection, No Asbestos Found.

Angela Voit, License Number AII-112673, inspected Structure B-59-104 for asbestos on April 27, 2006. No regulated Asbestos Containing Material (RACM) was found on this structure. A copy of the inspection report is available from: Kyle Trembl at (920) 360-7029. stp-107-127 (20120615)

12. Notice to Contractor, Verification of Asbestos Inspection, No Asbestos Found.

Angela Voit, License Number AII-112673, inspected Structure B-59-143 for asbestos on April 27, 2006. No regulated Asbestos Containing Material (RACM) was found on this structure. A copy of the inspection report is available from: Kyle Trembl at (920) 360-7029. stp-107-127 (20120615)

13. Notice to Contractor, Verification of Asbestos Inspection, No Asbestos Found.

Angela Voit, License Number AII-112673, inspected Structure B-59-144 for asbestos on April 27, 2006. No regulated Asbestos Containing Material (RACM) was found on this structure. A copy of the inspection report is available from: Kyle Trembl at (920) 360-7029. 107-127 (20120615)

14. Notice to Contractor, Verification of Asbestos Inspection, No Asbestos Found.

Angela Voit, License Number AII-112673, inspected Structure B-59-147 for asbestos on April 27, 2006. No regulated Asbestos Containing Material (RACM) was found on this structure. A copy of the inspection report is available from: Kyle Trembl at (920) 360-7029. 107-127 (20120615)

15. Environmental Protection, dewatering.

Supplement standard spec 107.18 as follows:

If dewatering is required, treat the water to remove suspended sediments by filtration, settlement or other appropriate best management practice prior to discharge. The means and methods proposed to be used during construction shall be submitted for approval as part of the Erosion Control Implementation Plan for dewatering at each location it is required. The submittal shall also include the details of how the intake will be managed to not cause an increase in the background level turbidity prior to treatment and any additional erosion controls necessary to prevent sediments from reaching the project limits or wetlands and waterways. Guidance on dewatering can be found on the Wisconsin Department of Natural Resources website located in the Storm Water Construction Technical Standards,

Dewatering Code #1061, "Dewatering". This document can be found at the WisDNR website: http://dnr.wi.gov/topic/stormwater/standards/const_standards.html

The cost of all work and materials associated with water treatment and/or dewatering is incidental to the bid items the work is associated.
(NER12-1010)

16. Environmental Protection, By-Pass Pumping.

Supplement standard spec 107.18 as follows:

If by-pass pumping is required, the means and methods proposed to be used during construction shall be submitted for approval as part of the Erosion Control Implementation Plan for each location it is required. The submittal shall include how the intake will be managed to not cause an increase in the background level turbidity during pumping; equipment pumping rate capabilities; discharge energy dissipation; and erosion controls. For by-pass pumping that will extend beyond one working day, the submittal should also include how the work zone will be managed and protected should the pump fail; be shut down due to unacceptable water quality; or storm water flows exceed the pumping rate of equipment. After setup of the approved by-pass pumping operation, the contractor shall demonstrate that the means and methods will pump the water at an acceptable water quality prior to starting work that necessitates the by-pass pumping. The cost of all work and materials associated with by-pass pumping is incidental to the bid items the work is associated with. Erosion control devices beyond the discharge energy dissipation point will be paid for at the contract unit prices for the items that are included in the plan.
(NER 11-0711)

17. Archaeological Coordination.

Archaeologically significant sites exist in the project area as follows:

Site	Description	Location
47SB434 BSB-0004	Stresser Site Unnamed Cemetery	Station 270+42 - 275+22, RT Station 312+49 – 316+54, LT and Schroeter Road Station 70+18 – 72+89 LT
BSB-0003	St. Paul Evangelical Lutheran Church Cemetery	Station 337+11 - 340+42, LT
BSB-0187 BSB-0083	Six Rods Square, 47SB420 St. Mary's Catholic Cemetery	Station 422+15 - 448+50 RT Station 435+25 – 439+76, LT

WisDOT has received permission from the State Historic Preservation Office (SHPO) to work within the boundaries of the burial sites, BSB-0003, BSB-0004, BSB-083 and BSB-0187. Do not use these sites for borrow, waste disposal, or for the staging of personnel, equipment and/or supplies. Provide two weeks' notice to the Bureau of Technical Services, Environmental Services Section (ESS) before doing any work in the area of these sites. ESS

will provide a qualified archaeologist to be on site at all times when work occurs near these sites. The contact at ESS is Lynn Cloud (608) 266-0099.

No work is anticipated in the vicinity of Site 47SB434. Do not use this site for borrow, waste disposal, or for staging personnel equipment and/or supplies.

If a potentially significant archaeological feature or material is discovered during construction operations, the qualified archeologist will promptly coordinate with the engineer and with ESS to determine an appropriate course of action.
(NER15-0122)

18. Survey Monument Coordination.

The contractor is to notify the Northeast Regional Survey Coordinator, Cormac McInnis (920) 492-5638, at least 30 days prior to the beginning of construction activities. The Regional Survey Coordinator will then make the arrangements to have the Public Land Survey Monument and Landmark Reference Monuments tied out.

After the majority of construction is complete (prior to restoration) the contractor is again to notify the Survey Coordinator that the site is ready for the replacement of the monuments. The Survey Coordinator will then make arrangements to have the Public Land Survey Monument and Landmark Reference Monuments reset.
(NER14-0429)

19. Removing Concrete Steps, Item 204.9165.S.01.

A Description

This special provision describes removing concrete steps according to the pertinent provisions of standard spec 204 and as hereinafter provided.

B (Vacant)

C (Vacant)

D Measurement

The department will measure Removing Concrete Steps in square feet, acceptably completed.

E Payment

Add the following to standard spec 204.5:

ITEM NUMBER	DESCRIPTION	UNIT
204.9165.S	Removing Concrete Steps	SF

stp-204-025 (20150630)

20. Excavation, Hauling, and Disposal of Petroleum Contaminated Soil, Item 205.0501.S.

A Description

A.1 General

This special provision describes excavating, loading, hauling, and disposing of petroleum contaminated soil at a DNR approved bioremediation facility. The closest DNR approved bioremediation facility is:

Waste Management Ridgeview Landfill
6207 Hempton Lake Road,
Whitelaw, WI 54247
Phone: (920) 732-4473

Advanced Disposal Hickory Meadows Landfill
W3105 Schneider Road
Hilbert, WI 54129
Phone: (920) 853-8553

Perform this work according to standard spec 205 and with pertinent parts of Chapters NR 700-754 of the Wisconsin Administrative Code, as supplemented herein. Per NR 718.07, a solid waste collection and transportation service-operating license is required under NR 502.06 for each vehicle used to transport contaminated soil.

A.2 Notice to the Contractor – Contaminated Soil Location(s)

The department completed testing for soil and groundwater contamination for locations within this project where excavation is required. Testing indicated that petroleum-contaminated soil is present at the following location(s) as shown on the plans:

1. Station 320+40 to 321+10 from 10 feet LT of centerline to construction limits LT, at a depth of approximately 6 feet below existing grades and deeper.

If contaminated soils are encountered elsewhere on the project, terminate excavation activities in the area and notify the engineer.

For further information regarding previous investigation and remediation activities at these sites contact:

Name: Kathie Van Price
Address: 944 Vanderperren Way, Green Bay, WI, 54304
Phone: (920) 492-7175
Fax: (920) 492-0144
E-mail: Kathy.VanPrice@dot.wi.gov

The excavation management plan for this project has been designed to minimize the off-site disposal of contaminated material. These special provisions, which outline the excavation management plan, have been developed in cooperation with the WDNR. The WDNR's concurrence is on file at the department. For further information regarding the investigations, including waste characterization within the project limits, contact Kathie VanPrice with the department, at (920) 492-7175.

A.3 Coordination

Coordinate work under this contract with the environment consultant retained by the department. Environmental consultant contact information will be made available at the preconstruction meeting or by contacting Kathy VanPrice, WisDOT Northeast Region by phone at (920) 492-7175 or email at Kathy.VanPrice@dot.wi.gov.

The role of the environmental consultant will be limited to:

1. Determining the location and limits of contaminated soil to be excavated based on soil analytical results from previous investigations, visual observations, and field screening of soil that is excavated;
2. Identifying contaminated soils to be hauled to the bioremediation facility;
3. Documenting that activities associated with management of contaminated soil are in conformance with the contaminated soil management methods for this project as specified herein; and
4. Obtaining the necessary approvals for disposal of contaminated soil from the bioremediation facility.

Provide at least a 14-calendar day notice of the preconstruction conference date to the environmental consultant. At the preconstruction conference, provide a schedule for all excavation activities in the areas of contamination to the environmental consultant. Also notify the environmental consultant at least three calendar days prior to commencement of excavation activities in each of the contaminated areas.

Coordinate with the environmental consultant to ensure that the environmental consultant is present during excavation activities in the contaminated areas. Perform excavation work in each of the contaminated areas on a continuous basis until excavation work is completed.

Identify the DNR approved bioremediation facility that will be used for disposal of contaminated soils, and provide this information to the environmental consultant no later than 30 calendar days prior to commencement of excavation activities in the contaminated areas or at the preconstruction conference, whichever comes first. The environmental consultant will be responsible for obtaining the necessary approvals for disposal of contaminated soils from the bioremediation facility. Do not transport contaminated soil offsite without prior approval from the environmental consultant.

A.4 Health and Safety Requirements

Add the following to standard spec 107.1:

During excavation activities, expect to encounter soil contaminated with gasoline, diesel fuel, fuel oil, or other petroleum related products. Site workers taking part in activities that will result in the reasonable probability of exposure to safety and health hazards associated with hazardous materials shall have completed health and safety training that meets the Occupational Safety and Health Administration (OSHA) requirements for Hazardous Waste Operations and Emergency Response (HAZWOPER), as provided in 29 CFR 1910.120.

Prepare a site-specific Health and Safety Plan, and develop, delineate and enforce the health and safety exclusion zones for each contaminated site location as required by 29 CFR 1910.120. Submit the site-specific health and safety plan and written documentation of up-to-date OSHA training to the engineer prior to the start of work.

B (Vacant)

C Construction

Add the following to standard spec 205.3:

Control operations in the contaminated areas to minimize the quantity of contaminated soil excavated.

The environmental consultant will periodically evaluate soil excavated from the contaminated areas to determine if the soil will require offsite bioremediation. The environmental consultant will evaluate excavated soil based on field screening results, visual observations, and soil analytical results from previous environmental investigations. Assist the environmental consultant in collecting soil samples for evaluation using excavation equipment. The sampling frequency shall be a maximum of one sample for every 15 cubic yards excavated.

On the basis of the results of such field screening, the material will be designated as follows:

- Excavation Common consisting of clean soil and/or clean construction and demolition fill (such as clean soil, boulders, concrete, reinforced concrete, bituminous pavement, bricks, building stone, and unpainted or untreated wood), which under NR 500.08 are exempt materials, or
- Contaminated soil for bioremediation at the DNR-approved bioremediation facility.

Directly load and haul soils designated by the environmental consultant for offsite bioremediation to the DNR approved bioremediation facility. Use loading and hauling practices that are appropriate to prevent any spills or releases of petroleum-contaminated

soils or residues. Prior to transport, sufficiently dewater soils designated for off-site bioremediation so as not to contain free liquids.

D Measurement

The department will measure Excavation, Hauling, and Disposal of Petroleum Contaminated Soil in tons of contaminated soil, accepted by the bioremediation facility as documented by weight tickets generated by the bioremediation facility.

E Payment

The department will pay for measured quantities at the contract unit price under the following bid item:

ITEM NUMBER	DESCRIPTION	UNIT
205.0501.S	Excavation, Hauling, and Disposal of Petroleum Contaminated Soil	Ton

Payment is full compensation for excavating, segregating, loading, hauling, and treatment via bioremediation of contaminated soil; obtaining solid waste collection and transportation service operating licenses; assisting in the collection soil samples for field evaluation; and dewatering of soils prior to transport, if necessary.
stp-205-003 (20150630)

21. Select Borrow.

Conform to the requirements of standard spec 208 and as hereinafter provided.

Material

Furnish and use material that consists of granular material meeting the following requirements: Not more than 25% of that portion passing the No. 4 sieve shall pass the No. 200 sieve.
(NER16-0107)

22. Asphaltic Base Excavation.

Excavation for Asphaltic Base, as shown in the Proposed Typical Cross Sections shall not be temporarily or permanently placed in existing ditch, nor shall the existing shoulder outside of the 16 foot paved shoulder be excavated unless approved by the engineer.

23. QMP Base Aggregate.

A Description

A.1 General

- (1) This special provision describes contractor quality control (QC) sampling and testing for base aggregates, documenting those test results, and documenting related production and placement process changes. This special provision also describes department quality verification (QV), independent assurance (IA), and dispute resolution.

- (2) Conform to standard spec 301, standard spec 305, and standard spec 310 as modified here in this special provision. Apply this special provision to material placed under all of the Base Aggregate Dense and Base Aggregate Open Graded bid items, except do not apply this special provision to material classified as reclaimed asphaltic pavement placed under the Base Aggregate Dense bid items.
- (3) Do not apply this special provision to material placed and paid for under the Aggregate Detours, Breaker Run, Select Crushed, Pit Run, Subbase, or Riprap bid items.
- (4) Provide and maintain a quality control program, defined as all activities related to and documentation of the following:
 1. Production and placement control and inspection.
 2. Material sampling and testing.
- (5) Chapter 8 of the department's construction and materials manual (CMM) provides additional detailed guidance for QMP work and describes required sampling and testing procedures. The contractor may obtain the CMM from the department's web site at: <http://wisconsindot.gov/Pages/doing-bus/eng-consultants/cnslt-rsrces/rdwy/default.aspx>

A.2 Small Quantities

- (1) The department defines a small quantity, for each individual Base Aggregate bid item, as a contract quantity of 9000 tons or less of material as shown in the schedule of items under that bid item.
- (2) The requirements under this special provision apply equally to a small quantity for an individual bid item except as follows:

A.2.1 Quality Control Plan

- (1) Submit an abbreviated quality control plan consisting of the following:
 1. Organizational chart including names, telephone numbers, current certification(s) with HTCP number(s) and expiration date(s), and roles and responsibilities of all persons involved in the quality control program for material under affected bid items.

A.2.2 Contractor Testing

1.

Contract Quantity	Minimum Required Testing per source
≤ 6000 tons	One stockpile test prior to placement, and two production or one loadout test.
> 6000 tons and ≤ 9000 tons	One stockpile and Three placement tests ^[3] [4] [5]

^[1] Submit production test results to the engineer for review prior to incorporating the material into the work. Production test results are valid for a period of 3 years.

^[2] If the actual quantity overruns 6,000 tons, on the next day of placement perform one randomly selected placement test for each 3000 tons, or fraction of 3000 tons, of overrun.

- [3] If the actual quantity overruns 9000 tons, on the next day of placement perform one randomly selected placement test for each 3000 tons, or fraction of 3000 tons, of overrun.
 - [4] For 3-inch material or lift thickness of 3-inch or less, obtain samples at load-out.
 - [5] Divide the aggregate into uniformly sized sublots for testing
2. Stockpile testing for concrete pavement recycled in place will be sampled on the first day of production.
 3. Until a four point running average is established, individual placement tests will be used for acceptance. Submit aggregate load-out and placement test results to the engineer within one business day of obtaining the sample. Assure that all properties are within the limits specified for each test.
 4. Material represented by a subplot with any property outside the specification limits is nonconforming. The department may reject material or otherwise determine the final disposition of nonconforming material as specified in standard spec 106.5.

A.2.3 Department Testing

- (1) The department will perform testing as specified in B.8 except as follows:
 - Department stockpile verification testing prior to placement is optional for contract quantities of 500 tons or less.

B Materials

B.1 Quality Control Plan

- (1) Submit a comprehensive written quality control plan to the engineer at or before the pre-construction meeting. Do not place base before the engineer reviews and comments on the plan. Construct the project as that plan provides.
- (2) Do not change the quality control plan without the engineer's review. Update the plan with changes as they become effective. Provide a current copy of the plan to the engineer and post in each of the contractor's laboratories as changes are adopted. Ensure that the plan provides the following elements:
 1. An organizational chart with names, telephone numbers, current certifications and/or titles, and roles and responsibilities of QC personnel.
 2. The process used to disseminate QC information and corrective action efforts to the appropriate persons. Include a list of recipients, the communication means that will be used, and action time frames.
 3. A list of source and processing locations, section and quarter descriptions, for all aggregate materials requiring QC testing.
 4. Test results for wear, sodium sulfate soundness, freeze/thaw soundness, and plasticity index of all aggregates requiring QC testing. Obtain this information from the region materials unit or from the engineer.
 5. Descriptions of stockpiling and hauling methods.

6. Locations of the QC laboratory, retained sample storage, and where control charts and other documentation is posted.
7. An outline for resolving a process control problem. Include responsible personnel, required documentation, and appropriate communication steps.

B.2 Personnel

- (1) Have personnel certified under the department's highway technician certification program (HTCP) perform sampling, testing, and documentation as follows:

Required Certification Level:	Sampling or Testing Roles:
Transportation Materials Sampling Technician (TMS) Aggregate Technician I (AGGTEC-I) Aggregate Assistant Certified Technician (ACT-AGG)	Aggregate Sampling ^[1]
Aggregate Technician I (AGGTEC-I) Aggregate Assistant Certified Technician (ACT-AGG)	Aggregate Gradation Testing, Aggregate Fractured Particle Testing, Aggregate Liquid Limit and Plasticity Index Testing

^[1] Plant personnel under the direct observation of an aggregate technician certified at level one or higher may operate equipment to obtain samples.

- (2) A certified technician must coordinate and take responsibility for the work an ACT performs. Have a certified technician ensure that all sampling and testing is performed correctly, analyze test results, and post resulting data. No more than one ACT can work under a single certified technician.

B.3 Laboratory

- (1) Perform QC testing at a department-qualified laboratory. Obtain information on the Wisconsin laboratory qualification program from:

Materials Management Section

3502 Kinsman Blvd.

Madison, WI 53704

Telephone: (608) 246-5388

<http://wisconsindot.gov/Pages/doing-bus/eng-consultants/cnslt-rsrcs/tools/appr-prod/qual-labs.aspx>

B.4 Quality Control Documentation

B.4.1 General

- (1) Submit base aggregate placement documentation to the engineer within 10 business days after completing base placement. Ensure that the submittal is complete, neatly organized, and includes applicable project records and control charts.

B.4.2 Records

- (1) Document all placement observations, inspection records, and control adjustments daily in a permanent field record. Also include all test results in the project records. Provide test results to the engineer within one business day after obtaining a sample. Post or

distribute tabulated results using a method mutually agreeable to the engineer and contractor.

B.4.3 Control Charts

- (1) Plot gradation and fracture on the appropriate control chart as soon as test results are available. Format control charts according to CMM 8.30. Include the project number on base placement control charts. Maintain separate control charts for each base aggregate size, source or classification, and type.
- (2) Provide control charts to the engineer within one business day after obtaining a sample. Post or distribute charts using a method mutually agreeable to the engineer and contractor. Update control charts daily to include the following:
 1. Contractor individual QC tests.
 2. Department QV tests.
 3. Department IA tests.
 4. Four-point running average of the QC tests.
- (3) Except as specified under B.8.2.1 for nonconforming QV placement tests, include only QC placement tests in the running average. The contractor may plot process control or informational tests on control charts, but do not include these tests, conforming QV tests, or IA tests in the running average.

B.5 Contractor Testing

- (1) Test gradation, fracture, liquid limit and plasticity index during placement for each base aggregate size, source or classification, and type.
- (2) Perform one stockpile test from each source prior to placement.
- (3) Test gradation once per 3000 tons of material placed or fraction thereof. Determine random sample locations and provide those sample locations to the engineer. Obtain samples after the material has been bladed, mixed, and shaped but before compacting; except collect 3-inch samples or lift thickness of 3-inch or less from the stockpile at load-out. Do not sample from material used to maintain local traffic or from areas of temporary base that will not have an overlying pavement. On days when placing only material used to maintain local traffic or only temporary base that will not have an overlying pavement, no placement testing is required.
- (4) Split each contractor QC sample and identify it according to CMM 8.30. Retain the split for seven calendar days in a dry, protected location. If requested for department comparison testing, deliver the split to the engineer within one business day.
- (5) The engineer may require additional sampling and testing to evaluate suspect material or the technician's sampling and testing procedures.

- (6) Test fracture for each gradation test until the fracture running average is above the lower warning limit. Subsequently, the contractor may reduce the frequency to one test per 10 gradation tests if the fracture running average remains above the warning limit.
- (7) Test the liquid limit and plasticity index for the first gradation test. Subsequently, test the liquid limit and plasticity index a minimum of once per 10 gradation tests.

B.6 Test Methods

B.6.1 Gradation

- (1) Test gradation using a washed analysis conforming to the following as modified in CMM 8.60:
 Gradation..... AASHTO T 27
 Material finer than the No. 200 sieve..... AASHTO T 11
- (2) For 3-inch base, if 3 consecutive running average points for the percent passing the No. 200 sieve are 8.5 percent or less, the contractor may use an unwashed analysis. Wash at least one sample out of 10. If a single running average for the percent passing the No. 200 sieve exceeds 8.5 percent, resume washed analyses until 3 consecutive running average points are again 8.5 percent passing or less.
- (3) Maintain a separate control chart for each sieve size specified in standard spec 305 or standard spec 310 for each base aggregate size, source or classification, and type. Set control and warning limits based on the standard specification gradation limits as follows:
 1. Control limits are at the upper and lower specification limits.
 2. There are no upper warning limits for sieves allowing 100 percent passing and no lower control limits for sieves allowing 0 percent passing.
 3. Dense graded warning limits, except for the No. 200 sieve, are 2 percent within the upper and lower control limits. Warning limits for the No. 200 sieve are set 0.5 percent within the upper and lower control limits.
 4. Open graded warning limits for the 1-inch, 3/8-inch, and No. 4 sieves are 2 percent within the upper and lower control limits. Upper warning limits for the No. 10, No. 40, and No. 200 sieves are 1 percent inside the upper control limit.

B.6.2 Fracture

- (1) Test fracture conforming to CMM 8.60. The engineer will waive fractured particle testing on quarried stone.
- (2) Maintain a separate fracture control chart for each base aggregate size, source or classification, and type. Set the lower control limit at the contract specification limit, either specified in another special provision or in table 301-2 of standard spec 301.2.4.5. Set the lower warning limit 2 percent above the lower control limit. There are no upper limits.

B.6.3 Liquid Limit and Plasticity

- (1) Test the liquid limit and plasticity according to AASHTO T 89 and T 90.
- (2) Ensure the material conforms to the limits specified in standard spec table 301-2.

B.7 Corrective Action

B.7.1 General

- (1) Consider corrective action when the running average trends toward a warning limit. Take corrective action if an individual test exceeds the contract specification limit. Document all corrective actions both in the project records and on the appropriate control chart.

B.7.2 Placement Corrective Action

- (1) Do not blend additional material on the roadbed to correct gradation problems.
- (2) Notify the engineer whenever the running average exceeds a warning limit. When two consecutive running averages exceed a warning limit, the engineer and contractor will discuss appropriate corrective action. Perform the engineer's recommended corrective action and increase the testing frequency as follows:
 1. For gradation, increase the QC testing frequency to at least one randomly sampled test per 1000 tons placed.
 2. For fracture, increase the QC testing frequency to at least one test per gradation test.
- (3) If corrective action improves the property in question such that the running average after four additional tests is within the warning limits, the contractor may return to the testing frequency specified in B.5.3. If corrective action does not improve the property in question such that the running average after four additional individual tests is still in the warning band, repeat the steps outlined above starting with engineer notification.
- (4) If the running average exceeds a control limit, material starting from the first running average exceeding the control limit and ending at the first subsequent running average inside the control limit is nonconforming and subject to pay reduction.
- (5) For individual test results significantly outside the control limits, notify the engineer, stop placing base, and suspend other activities that may affect the area in question. The engineer and contractor will jointly review data, data reduction, and data analysis; evaluate sampling and testing procedures; and perform additional testing as required to determine the extent of potentially unacceptable material. The engineer may direct the contractor to remove and replace that material. Individual test results are significantly outside the control limits if meeting one or more of the following criteria:
 1. A gradation control limit for the No. 200 sieve is exceeded by more than 3.0 percent.
 2. A gradation control limit for any sieve, except the No. 200, is exceeded by more than 5.0 percent.
 3. The fracture control limit is exceeded by more than 10.0 percent.

B.8 Department Testing

B.8.1 General

- (1) The department will conduct verification testing to validate the quality of the product and independent assurance testing to evaluate the sampling and testing. The department will provide the contractor with a listing of names and telephone numbers of all QV and IA personnel for the project, and provide test results to the contractor within two business days after the department obtains the sample.

B.8.2 Verification Testing

B.8.2.1 General

- (1) The department will have an HTCP technician, or ACT working under a certified technician, perform QV sampling and testing. Department verification testing personnel must meet the same certification level requirements specified in B.2 for contractor testing personnel for each test result being verified. The department will notify the contractor before sampling so the contractor can observe QV sampling.
- (2) The department will conduct QV tests of each base aggregate size, source or classification, and type during placement conforming to the following:
 1. Perform one stockpile test from each source prior to placement.
 2. At least one random test per 30,000 tons, or fraction of 30,000 tons, placed.
- (3) The department will sample randomly, at locations independent of the contractor's QC work, collecting one sample at each QV location. The department will collect QV samples after the material has been bladed, mixed, and shaped but before compacting; except, for 3-inch aggregates or for a lift thickness of 3-inch or less, the department will collect samples at load-out. The department will split each sample, test half for QV, and retain half.
- (4) The department will conduct QV tests in a separate laboratory and with separate equipment from the contractor's QC tests. The department will use the same methods specified for QC testing.
- (5) The department will assess QV results by comparing to the appropriate specification limits. If QV test results conform to the specification, the department will take no further action. If QV test results are nonconforming, add the QV to the QC test results as if it were an additional QC test.

B.8.3 Independent Assurance

- (1) Independence assurance is unbiased testing the department performs to evaluate the department's QV and the contractor's QC sampling and testing including personnel qualifications, procedures, and equipment. The department will perform an IA review according to the department's independent assurance program. That review may include one or more of the following:

1. Split sample testing.
 2. Proficiency sample testing.
 3. Witnessing sampling and testing.
 4. Test equipment calibration checks.
 5. Reviewing required worksheets and control charts.
 6. Requesting that testing personnel perform additional sampling and testing.
- (2) If the department identifies a deficiency, and after further investigation confirms it, correct that deficiency. If the contractor does not correct or fails to cooperate in resolving identified deficiencies, the engineer may suspend placement until action is taken. Resolve disputes as specified in B.9.

B.9 Dispute Resolution

- (1) The engineer and contractor should make every effort to avoid conflict. If a dispute between some aspect of the contractor's and the engineer's testing program does occur, seek a solution mutually agreeable to the project personnel. The department and contractor may review the data, examine data reduction and analysis methods, evaluate sampling and testing procedures, and perform additional testing. Use ASTM E 178 to evaluate potential statistically outlying data.
- (2) Production test results, and results from other process control testing, may be considered when resolving a dispute.
- (3) If the project personnel cannot resolve a dispute, and the dispute affects payment or could result in incorporating non-conforming product, the department will use third party testing to resolve the dispute. The department's central office laboratory, or a mutually agreed on independent testing laboratory, will provide this testing. The engineer and contractor will abide by the results of the third party tests. The party in error will pay service charges incurred for testing by an independent laboratory. The department may use third party test results to evaluate the quality of questionable materials and determine the appropriate payment. The department may reject material or otherwise determine the final disposition of nonconforming material as specified in standard spec 106.5.

C (Vacant)

D (Vacant)

E Payment

- (1) Costs for furnishing all sampling, testing, and documentation required under this special provision are incidental to this work. If the contractor fails to perform the work required under this special provision, the department may reduce the contractor's pay. The department will administer pay reduction under the non-performance of QMP administrative item.

- (2) For material represented by a running average exceeding a control limit, the department will reduce pay according to CMM 8-10.6.2 for the affected Base Aggregate bid items listed in subsection A. The department will administer pay reduction under the Nonconforming QMP Base Aggregate Gradation or Nonconforming QMP Base Aggregate Fracture Administrative items. The department will determine the quantity of nonconforming material as specified in B.7.2.
- stp-301-010 (20161130)

24. HMA Pavement Percent Within Limits QMP.

A Description

This special provision describes the data collection, statistical analysis, and procedure used for determination of pay adjustments for HMA pavement using Percent Within Limits (PWL) specification methodology. Pay adjustments will be made for the properties of air voids and density.

This special provision describes PWL pay determination, providing and maintaining a contractor Quality Control Program, department Quality Verification Program, required sampling and testing, dispute resolution, corrective action, pavement density, and payment for HMA pavements. Pay is determined by statistical analysis performed on contractor and department results conducted according to the Quality Control Program and Quality Verification Program as specified in standard spec 460 and modified here within.

The Quality Management Program (QMP) detailed in standard spec 460.2.8 is supplemented by this article.

B Materials

Conform to the requirements of standard spec 450, 455, and 460 except where superseded by this special provision. The department will allow only one mix design for each type of mix required for the project unless approved by the engineer. The use of more than one mix design for each HMA pavement layer will require the contractor to construct a new test strip.

Replace standard spec 460.2.8.2.1.3.1 for contracts with 5000 Tons of Mixture or Greater with the following Contracts under Percent Within Limits to require a 3-way split, modify retained sample procedure, add ignition oven for AC determination for information, and modify lot and subplot sizes:

460.2.8.2.1.3.1 Contracts under Percent within Limits

- (1) Furnish and maintain a laboratory at the plant site fully equipped for performing contractor QC testing. Have the laboratory on-site and operational before beginning mixture production.
- (2) Obtain random samples and perform tests according to Appendix A Test Methods & Sampling for PWL QMP HMA Pavements. Obtain HMA mixture samples from trucks at the plant. The QV-split acts as the QC sample for a subplot where a QV sample is taken. For the subplot in which a QV sample is collected, the QC sample shall be discarded, and the QC team shall test the QV-split in its place.

(3) The department will retain the split portion(s) of the contractor HMA mixture and blended aggregate samples. The department will take possession of retained samples collected to date each day QV samples are collected. Samples shall be labeled according to Appendix A. Additional handling instructions for retained samples are found in CMM 8-36.

(4) Use the test methods identified below, or other methods the engineer approves, to perform the following tests at a frequency greater than or equal to that indicated:

- Blended aggregate gradations:
- Field extraction by CMM 8-36 WisDOT Test Method or ignition oven according to AASHTO T 308.
- Asphalt content (AC) in percent
- AC by calculation.
- AC by nuclear gauge reading, optional.
- AC by inventory, optional.
- AC by ignition oven according to AASHTO T 308 (required, but informational only)
- Bulk specific gravity of the compacted mixture according to AASHTO T166.
- Maximum specific gravity according to AASHTO T209.
- Air voids (V_a) by calculation according to AASHTO T269.
- VMA by calculation according to AASHTO R35.

(5) Test each design mixture at a frequency of 1 test per 750 tons of mixture produced and placed on the project. Add a random sample for any fraction of 750 tons at the end of a project. Lot size shall consist of 3750 tons with sublots of 750 tons. Partial lots with less than three subplot tests shall be included into the previous lot. Lots for PWL Air voids may include areas other than the main travel lane which may include shoulders, bypass/turn lanes, etc. as specified in the plan. Lot sizes for PWL Density and PWL Air Voids will not match in size.

(6) Also conduct field tensile strength ratio tests according to ASTM D4867 on all mixtures requiring an antistripping additive. Test each full 50,000 ton production increment, or fraction of an increment, after the first 5000 tons of production. Perform required increment testing in the first week of production of that increment. If field tensile strength ratio values are either below the spec limit or less than the mixture design JMF percentage value by 20 or more, notify the engineer. The engineer and contractor will jointly determine a corrective action.

Delete standard spec 460.2.8.2.1.5 and 460.2.8.2.1.6

Replace standard spec 460.2.8.2.1.7 Corrective Action with the following to add stop criteria and individual test tolerances:

460.2.8.2.1.7 Corrective Action

⁽¹⁾ Material must conform to the following action limits based on individual QC and QV test results (tolerances relative to JMF):

ITEM	ACTION LIMITS	CONFORMANCE LIMITS
Percent passing given sieve:		
37.5-mm	+/- 8.0	
25.0-mm	+/- 8.0	
19.0-mm	+/- 7.5	
12.5-mm	+/- 7.5	
9.5-mm	+/- 7.5	
2.36-mm	+/- 7.0	
75-µm	+/- 3.0	
Asphaltic content in percent	- 0.5	
Air Voids		- 1.0 and +2.0
VMA in percent ^[1]	- 0.5	-1.0

^[1] VMA limits based on minimum requirement for mix design nominal maximum aggregate size in table 460-1.

⁽²⁾ QV test results will be determined for air voids, VMA, Gmm, and Gmb, and AC Content.

⁽³⁾ If any individual test results fall outside the action limits, notify the engineer, investigate the cause, and take corrective action to return to within limits. If two consecutive test results fall outside the action limits, stop production. Production may not resume until approved by the engineer. An additional QV sample may be collected upon resuming production, at the discretion of the engineer. Any additional QV tests must meet the tolerances of the action limits or be subject to additional stoppage and/or remove and replace.

⁽⁴⁾ For any additional tests outside the random number testing conducted for density or volumetrics, the data collected will not be entered into PWL calculations. However, additional QV testing shall meet the tolerances for material acceptance as specified in the Standard Specification and this document. If additional density data identifies nonconforming material, proceed according to CMM 8-15.11.

⁽⁵⁾ Remove and replace nonconforming material at no additional expense to the department. The engineer may allow nonconforming material to remain in place. The department will pay for the nonconforming HMA Pavement that remains in place at 50 percent of the contract price. Nonconforming material is defined as individual QC or QV tests resulting in material outside of the conformance limits or a PWL value < 50.

Delete standard spec 460.2.8.2.2

Replace standard spec 460.2.8.3.1.2 with the following:

⁽¹⁾ The department will provide at least one HTCP-certified HMA technician, certified at a level appropriate for sampling and mixture production control testing, to observe QV sampling of project mixtures.

(2) Under departmental observation, a contractor HMA technician certified at a level appropriate for sampling and mixture production control testing will collect and split samples.

(3) For QV testing, a department HMA technician certified at a level appropriate for sampling and mixture production control testing will ensure that all sampling is performed correctly and conduct testing, analyze test results, and post resulting data.

(4) The department will make an organizational chart available at the testing laboratory and to the contractor before mixture production begins. The department's chart will include names, telephone numbers, and current certifications of all QV testing personnel. The department will update the chart with appropriate changes, as they become effective.

Replace standard spec 460.2.8.3.1.4 with the following to require and explain 3-way split testing, add ignition oven for QV tests, and define QV frequency.

(1) HTCP-certified department personnel will obtain random samples by directly supervising HTCP-certified contractor personnel sampling from trucks at the plant. Sample size must be adequate to run the appropriate required tests in addition to one set of duplicate tests that may be required for dispute resolution (i.e., retained). This requires sample sizes which accommodate a three-way split for all random sampling per subplot. All QC samples shall provide the following: QC, QC-split, and QC-retained. All QV samples shall provide the following: QV, QV-split, and QV-retained. The contractor shall take possession and test the QC and QV-split portions. The engineer will observe the splitting and take possession of the samples intended for QV testing (i.e., QV and QC-split) and the retained portions. Additional sampling details are found in Appendix A.

(2) The department will verify product quality using the test methods enumerated here in 460.2.8.3.1.4(2), other engineer-approved methods, or other methods the industry and department HMA technical team recognizes. The department will identify test methods before construction starts and use only those methods during production of that material unless the engineer and contractor mutually agree otherwise.

(3) The department will perform all testing conforming to the following standards:

- Bulk specific gravity (Gmb) of the compacted mixture according to AASHTO T166.
- Maximum specific gravity (Gmm) according to AASHTO T209.
- Air voids (Va) by calculation according to AASHTO T269.
- VMA by calculation according to AASHTO R35.
- AC by ignition oven according to AASHTO T 308 (required, but informational only)

(4) The department will randomly test each design mixture at the minimum frequency of one test for each lot (Normal lot size is 3750 tons).

Delete standard spec 460.2.8.3.1.6

Replace standard spec 460.2.8.3.1.7 Dispute Resolution with the following Data Acceptance for Volumetrics to define statistical analysis and dispute resolution process:

460.2.8.3.1.7 Data Acceptance for Volumetrics

⁽¹⁾ Acceptance of test data for pay determination will be contingent upon test results from both the contractor (QC) and the department (QV). Statistical analysis will be conducted on maximum specific gravity (Gmm) and bulk specific gravity (Gmb) data. The analysis determines the appropriate Gmm and Gmb to be used to calculate air voids. If either Gmm or Gmb result in non-comparable data as described in standard spec 460.2.8.3.1.7(2), the subsequent testing will be performed for both parameters.

⁽²⁾ The engineer, upon completion of the lot, will compare the variances (F-test) and the means (t-test) of the verification test results with the quality control test results. If the F- and t-tests report comparable, the QC and QV data sets are determined to be statistically similar and QC data will be used to calculate air voids which in turn are used for PWL and pay adjustment calculations. If the F- and t-tests result in non-comparable data, proceed to the *dispute resolution* steps found below. Dispute resolution via further investigation is as follows:

^[1] The QV-retained portion of the split from the most recent lot in the analysis window (specifically the subplot which triggered the warning that variances or means do not compare) shall be referee tested by the bureau's AASHTO accredited laboratory and certified personnel. This referee test result will replace the QV data of the subplot.

^[2] A secondary statistical analysis shall be conducted inclusive of the referee test result. If The F- and t-tests now indicate that variances and means compare, no further testing is needed for the lot as QC data is determined to be appropriate to carry forward into subsequent calculations.

^[3] If, however, the secondary statistical analysis inclusive of the referee test result yields an F- or t-test indicating non-comparable variances or means, the QC-splits will be tested by the department's regional lab for the remaining 4 sublots of the lot which generated the warning. This data shall be used with the initial referee test result in subsequent calculations.

^[4] The contractor may choose to *dispute* the QC-split data collected on a lot basis. In this event, the QC-retained portion of each subplot shall be referee tested by the bureau's AASHTO accredited laboratory and certified personnel and the referee test results will supersede the regional results for the disputed lot. Dispute resolution testing shall include both Gmm and Gmb, i.e., not solely the individual parameter causing the warning.

^[5] If the referee testing results in an increased calculated pay factor, the department will absorb the cost of the additional referee testing.

^[6] If the additional referee testing of a disputed lot results in a lower calculated pay factor, the contractor pays for the additional referee testing.

^[7] The cost of referee testing is \$2000/lot.

⁽³⁾ The department will notify the contractor of the referee test results within 3 working days after receipt of the samples by the bureau's AASHTO accredited laboratory. The intent is to provide referee test results within approximately 7 calendar days from completion of the lot.

(4) The department will determine mixture conformance and acceptability by analyzing referee test results, reviewing mixture project data, and inspecting the completed pavement all according to Standard Spec, this document, and accompanying Appendices.

(5) Nonconforming mix (i.e., resulting in a PWL value less than 50 or not meeting the requirements of standard spec 460.2.8.2.1.7 as modified here within) may be subject to remove and replace, at the discretion of the engineer. Replacement may be conducted on a subplot basis. If an entire PWL subplot is removed and replaced, the test results of the newly placed material shall replace the original data for the subplot. Any remove and replace shall be performed at no additional cost to the department. If the engineer approves the nonconforming material to remain in place, it will be paid at 50% of the HMA Pavement contract price. (See the *About* worksheet of the WisDOT PWL Analysis Template for additional information regarding Dispute Resolution.)

Delete standard spec 460.2.8.3.1.8 Corrective Action.

C Construction

Replace standard spec 460.3.3.2 Pavement Density Determination with the following to define lot sizes and locations of density testing:

460.3.3.2 Pavement Density Determination

(1) The engineer will determine the target maximum density using department procedures described in [CMM 8-15](#). The engineer will determine density as soon as practicable after compaction and before placement of subsequent layers or before opening to traffic.

(2) Do not re-roll compacted mixtures with deficient density test results. Do not operate continuously below the specified minimum density. Stop production, identify the source of the problem, and make corrections to produce work meeting the specification requirements.

(3) A lot is defined as 7500 lane feet with sublots of 1500 lane feet (excluding shoulder, even if paved integrally) and placed within a single layer for each location and target maximum density category indicated in [table 460-3](#). The contractor is required to complete 15 QC tests per complete lot (3 randomly per subplot) and the department will randomly conduct one QV test per subplot. A partial quantity less than 1500 lane feet will be included with the previous subplot at the end of the project. Partial lots with less than three sublots shall be included into the previous lot. [Exclusions such as shoulders and appurtenances shall be tested according to CMM 8-15. However, all acceptance testing of shoulders and appurtenances will be conducted by the department.]

(4) The three QC locations per subplot will represent the outside, middle, and inside of the paving lane (i.e., the lane width will be divided into thirds as shown in Appendix A and random numbers will be used to identify the specific transverse location within each third according to CMM 8-15). Each location will be measured with two one-minute gauge readings oriented 180 degrees from one another, in the same footprint as detailed in Appendix A. Each location will be the average of the two readings. If the two readings exceed 1.0 lb/ft³ of one another, a third reading shall be conducted at either orientation. In this event, all three readings shall be averaged, discard the initial of the three readings which falls farthest from the average value and then average the remaining two values to represent the location for the gauge. Multiple locations are not to be averaged together.

(5) QV nuclear testing will consist of a randomly selected location per subplot. The QV is also comprised of two one-minute readings, averaged as described in (4) above.

(6) A certified nuclear density technician shall locate samples and perform the testing. The responsible certified technician shall ensure that sample location and testing is performed correctly, analyze test results, and provide density results to the contractor weekly, at the completion of each lot.

Replace standard spec 460.3.3.3 Waiving Density Testing with Acceptance of Density Data to define statistical analysis and dispute resolution:

460.3.3.3 Acceptance of Density Data

(1) Acceptance of test data for pay determination will be contingent upon test results from both the contractor (QC) and the department (QV).

(2) The engineer, upon completion of the lot, will compare the variances (F-test) and the means (t-test) of the verification test results with the quality control test results. If the F- and t-tests indicate variances and means compare, the QC and QV data sets are determined to be statistically similar and QC data will be used for PWL and pay adjustment calculations.

(3) If the F- and t-tests indicate variances and means compare, QC data is determined to be appropriate to carry forward into subsequent calculations. If the F- and t-tests indicate variances or means do not compare, the QV data will be used for subsequent calculations.

(4) The department will determine mixture density conformance and acceptability by analyzing test results, reviewing mixture project data, and inspecting the completed pavement all according to Standard Spec, this document, and accompanying Appendices.

(5) Nonconforming mix (i.e., resulting in a PWL value less than 50 or not meeting the requirements of standard spec 460.3.3.1) may be subject to remove and replace, at the discretion of the engineer. Replacement may be conducted on a subplot basis. If an entire PWL subplot is removed and replaced, the test results of the newly placed material shall replace the original data for the subplot. Any remove and replace shall be performed at no additional cost to the department. If the engineer approves the nonconforming material to remain in place, it will be paid for at 50% of the HMA Pavement contract price.

D Measurement

The department will measure the HMA Pavement bid items acceptably completed by the ton as specified in standard spec 450.4 and as follows in standard spec 460.5 as modified here within.

E Payment

Replace standard spec 460.5.2 HMA Pavement with the following to add payment for PWL:

460.5.2 HMA Pavement

460.5.2.1 General

(1) Payment for HMA Pavement Type LT, MT, HT, and SMA mixes is full compensation for providing HMA mixture designs; for preparing foundation; for furnishing, preparing, hauling, mixing, placing, and compacting mixture; for QMP testing and aggregate source testing; for warm mix asphalt additives or processes; for stabilizer, hydrated lime and liquid antistripping agent, if required; and for all materials including asphaltic materials.

(2) If provided for in the plan quantities, the department will pay for a leveling layer, placed to correct irregularities in an existing paved surface before overlaying, under the pertinent paving bid item. Absent a plan quantity, the department will pay for a leveling layer as extra work.

460.5.2.2 Calculation of Pay Adjustment for HMA Pavement using PWL

(1) Pay adjustments will be calculated using a unit price of 65 dollars per ton of HMA pavement. The analysis template, including data, will be provided to the contractor by the department as soon as practicable upon completion of each lot. The department will pay for measured quantities of mix based on the unit price multiplied by the following pay adjustment calculated according to the *Calculations* worksheet of the WisDOT PWL Analysis Template:

PAY FACTOR FOR HMA PAVEMENT AIR VOIDS & DENSITY	
<i>PERCENT WITHIN LIMITS</i>	<i>PAYMENT FACTOR, PF</i>
<i>(PWL)</i>	<i>(percent of contract price)</i>
> 90 to 100	$PF = ((PWL - 90) * 0.4) + 100$
≥ 50 to 90	$(PWL * 0.5) + 55$
<50	50% ^[1]

where PF is calculated per air voids and density, denoted PF_{air voids} & PF_{density}

^[1] Any material resulting in PWL value of 50 or less shall be removed and replaced unless the engineer allows for such material to remain in place. In the event the material remains in place, it will be paid at 50% of the above stated unit price of 65 dollars per ton of HMA pavement.

For air voids, PWL values will be calculated using lower and upper specification limits of 2.0 and 4.3 percent, respectively.. Lower specification limits for density shall be according to Table 460-3. Pay adjustment will be determined on a lot basis and will be computed as shown in the following equation.

$$\text{Pay Adjustment} = (PF - 100) / 100 \times (WP) \times (\text{tonnage}) \times (\text{unit price})$$

The following weighted percentage (WP) values will be used for the corresponding parameter:

<u>Parameter</u>	<u>WP</u>
Air Voids	0.5
Density	0.5

Individual Pay Factors for each air voids (PF_{air voids}) and density (PF_{density}) will be determined. PF_{air voids} will be multiplied by the total tonnage produced, and PF_{density} will be multiplied by the tonnage used to pave the mainline only (i.e., excluding shoulder) as calculated according to CMM 8-15.

The department will pay incentive for air voids and density under the following bid items:

ITEM NUMBER	DESCRIPTION	UNIT
460.2005	Incentive Density PWL HMA Pavement	DOL
460.2010	Incentive Air Voids HMA Pavement	DOL

The department will administer disincentives under the Disincentive Density HMA Pavement and the Disincentive Air Voids HMA Pavement administrative items.

Note: PWL value determination is further detailed in the *Calculations* worksheet of the WisDOT PWL Analysis Template.

bts-PWL QMP (20161215)

25. Reheating HMA Pavement Longitudinal Joints, Item 460.4110.S.

A Description

This special provision describes reheating the abutting edge of the previously compacted layer in the adjacent lane while paving mainline asphalt pavements.

B (Vacant)

C Construction

C.1 Equipment

Provide a self-contained heating unit that heats by convection only. Do not use forced air to enhance the flame. Provide a fireproof barrier between the flame and the heater's fuel source. The heater must produce a uniform distribution of heat within the heat box. Provide automatic controls to regulate the heater output and shutoff the heater when the paver stops or the heater control system loses power.

Mount the heater on the paver inside the paver's automatic leveling device.

C.2 Reheating Joints

Evenly reheat at least an 8 inch (200 mm) wide strip of the previously compacted layer in the adjacent lane as follows:

- Reheat the joint to within 60 degrees F (15 degrees C) of the mix temperature at the paver auger. Measure joint temperature immediately behind the heater.

The engineer may allow the required joint reheat temperatures to be cooler than specified to adjust for weather, wind, and other field conditions. Coordinate the heater output and paver speed to achieve the required joint reheat temperature without visible smoke emission.

D Measurement

The department will measure Reheating HMA Pavement Longitudinal Joints by the linear foot, acceptably completed, as measured along each joint for each layer of asphalt placed.

E Payment

The department will pay for measured quantities at the contract unit price under the following bid item:

ITEM NUMBER	DESCRIPTION	UNIT
460.4110.S	Reheating HMA Pavement Longitudinal Joints	LF

Payment is full compensation for furnishing all the work required under this bid item.
stp-460-015 (20140630)

26. QMP HMA Pavement Nuclear Density.

A Description

Replace standard spec 460.3.3.2 (1) and standard spec 460.3.3.2 (4) with the following:

- (1) This special provision describes density testing of in-place HMA pavement with the use of nuclear density gauges. Conform to standard spec 460 as modified in this special provision.
- (2) Provide and maintain a quality control program defined as all activities and documentation of the following:
 1. Selection of test sites.
 2. Testing.
 3. Necessary adjustments in the process.
 4. Process control inspection.
- (3) Chapter 8 of the department's construction and materials manual (CMM) provides additional detailed guidance for QMP work and describes required procedures. Obtain the CMM from the department's web site at:
<http://roadwaystandards.dot.wi.gov/standards/cmm/index.htm>
- (4) The department's Materials Reporting System (MRS) software allows contractors to submit data to the department electronically, estimate pay adjustments, and print selected reports. Qualified personnel may obtain MRS software from the department's web site at:

<http://www.atwoodsystems.com/mrs>

B Materials

B.1 Personnel

- (1) Perform HMA pavement density (QC, QV) testing using a HTCP certified nuclear technician I, or a nuclear assistant certified technician (ACT-NUC) working under a certified technician.
- (2) If an ACT is performing sampling or testing, a certified technician must coordinate and take responsibility for the work an ACT performs. Have a certified technician ensure that all sampling and testing is performed correctly, analyze test results, and post resulting data. No more than one ACT can work under a single certified technician.

B.2 Testing

- (1) Conform to ASTM D2950 and CMM 8.15 for density testing and gauge monitoring methods. Perform nuclear gauge measurements using gamma radiation in the backscatter position. Perform each test for 4 minutes of nuclear gauge count time.

B.3 Equipment

B.3.1 General

- (1) Furnish nuclear gauges from the department's approved product list at <http://www.dot.wisconsin.gov/business/engrserv/approvedprod.htm>.
- (2) Have the gauge calibrated by the manufacturer or an approved calibration service within 12 months of its use on the project. Retain a copy of the manufacturer's calibration certificate with the gauge.
- (3) Prior to each construction season, and following any calibration of the gauge, the contractor must perform calibration verification for each gauge using the reference blocks located in the department's central office materials laboratory. To obtain information or schedule a time to perform calibration verification, contact the department's Radiation Safety Officer at:
Materials Management Section
3502 Kinsman Blvd.
Madison, Wisconsin 53704
Telephone: (608) 243-5998

B.3.2 Comparison of Nuclear Gauges

B.3.2.1 Comparison of QC and QV Nuclear Gauges

- (1) Select a representative section of the compacted pavement prior to or on the first day of paving for the comparison process. The section does not have to be the same mix design.
- (2) Compare the 2 or more gauges used for density measurement (QC, QV). The QC and QV gauge operators will perform the comparison on 5 test sites jointly located. Record each density measurement of each test site for the QC, QV and back up gauges.
- (3) Calculate the average of the difference in density of the 5 test sites between the QC and QV gauges. Locate an additional 5 test sites if the average difference exceeds 1.0 lb/ft³. Measure and record the density on the 5 additional test sites for each gauge.
- (4) Calculate the average of the difference in density of the 10 test sites between the QC and QV gauges. Replace one or both gauges if the average difference of the 10 tests exceeds 1.0 lb/ft³ and repeat comparison process from B.3.2.1 (2).
- (5) Furnish one of the QC gauges passing the allowable comparison tolerances to perform density testing on the project.

B.3.2.2 Comparison Monitoring

- (1) After performing the gauge comparison specified in B.3.2.1, establish a project reference site approved by the department. Clearly mark a flat surface of concrete or asphalt or other material that will not be disturbed during the duration of the project. Perform comparison monitoring of the QC, QV, and all back-up gauges at the project reference site.
- (2) Conduct an initial 10 density tests with each gauge on the project reference site and calculate the average value for each gauge to establish the gauge's reference value. Use the gauge's reference value as a control to monitor the calibration of the gauge for the duration of the project.
- (3) Check each gauge on the project reference site a minimum of one test per day if paving on the project. Calculate the difference between the gauge's daily test result and its reference value. Investigate if a daily test result is not within 1.5 lb/ft³ of its reference value. Conduct 5 additional tests at the reference site once the cause of deviation is corrected. Calculate and record the average of the 5 additional tests. Remove the gauge from the project if the 5-test average is not within 1.5 lb/ft³ of its reference value established in B.3.2.2(2).
- (4) Maintain the reference site test data for each gauge at an agreed location.

B.4 Quality Control Testing and Documentation

B.4.1 Lot and Sublot Requirements

B.4.1.1 Mainline Traffic Lanes, Shoulders, and Appurtenances

- (1) A lot consists of the tonnage placed each day for each layer and target density specified in standard spec 460.3.3.1. A lot may include partial sublots.
- (2) Divide the roadway into sublots. A sublot is 1500 lane feet for each layer and target density.
- (3) A sublot may include HMA placed on more than one day of paving. Test sublots at the pre-determined random locations regardless of when the HMA is placed. No additional testing is required for partial sublots at the beginning or end of a day's paving.
- (4) If a resulting partial quantity at the end of the project is less than 750 lane feet, include that partial quantity with the last full sublot of the lane. If a resulting partial quantity at the end of the project is 750 lane feet or more, create a separate sublot for that partial quantity.
- (5) Randomly select test locations for each sublot as specified in CMM 8.15 prior to paving and provide a copy to the engineer. Locate and mark QC density test sites when performing the tests. Perform density tests prior to opening the roadway to traffic.

- (6) Use Table 1 to determine the number of tests required at each station, depending on the width of the lane being tested. When more than one test is required at a station, offset the tests 10 feet longitudinally from one another to form a diagonal testing row across the lane.

Lane Width	No. of Tests	Transverse Location
5 ft or less	1	Random
Greater than 5 ft to 9 ft	2	Random within 2 equal widths
Greater than 9 ft	3	Random within 3 equal widths

Table 1

B.4.1.2 Side Roads, Crossovers, Turn Lanes, Ramps, and Roundabouts

- (1) A lot represents a combination of the total daily tonnage for each layer and target density.
- (2) Each side road, crossover, turn lane, ramp, and roundabout must contain at least one subplot for each layer.
- (3) If a side road, crossover, turn lane, or ramp is 1500 feet or longer, determine sublots and random test locations as specified in B.4.1.1.
- (4) If a side road, crossover, turn lane, or ramp is less than 1500 feet long, determine sublots using a maximum of 750 tons per subplot and perform the number of random tests as specified in Table 2.

Side Roads, Turn Lanes, Crossovers, Ramps, Roundabouts: Sublot/Layer tonnage	Minimum Number of Tests Required
25 to 100 tons	1
101 to 250 tons	3
251 to 500 tons	5
501 to 750 tons	7

Table 2

B.4.2 Pavement Density Determination

B.4.2.1 Mainline Traffic Lanes and Appurtenances

- (1) Calculate the average subplot densities using the individual test results in each subplot.
- (2) If all subplot averages are no more than one percent below the target density, calculate the daily lot density by averaging the results of each random QC test taken on that day's material.
- (3) If any subplot average is more than one percent below the target density, do not include the individual test results from that subplot when computing the lot average density and remove that subplot's tonnage from the daily quantity for incentive. The tonnage from any such subplot is subject to disincentive pay according to standard spec 460.5.2.2.

B.4.2.2 Mainline Shoulders

B.4.2.2.1 Width Greater Than 5 Feet

- (1) Determine the pavement density as specified in B.4.2.1.

B.4.2.2.2 Width of 5 Feet or Less

- (1) If all subplot test results are no more than 3.0 percent below the minimum target density, calculate the daily lot density by averaging all individual test results for the day.
- (2) If a subplot test result is more than 3.0 percent below the target density, the engineer may require the unacceptable material to be removed and replaced with acceptable material or allow the nonconforming material to remain in place with a 50 percent pay reduction. Determine the limits of the unacceptable material according to B.4.3.

B.4.2.3 Side Roads, Crossovers, Turn Lanes, Ramps, and Roundabouts

- (1) Determine the pavement density as specified in B.4.2.1.

B.4.2.4 Documentation

- (1) Document QC density test data as specified in CMM 8.15. Provide the engineer with the data for each lot within 24 hours of completing the QC testing for the lot.

B.4.3 Corrective Action

- (1) Notify the engineer immediately when an individual test is more than 3.0 percent below the specified minimum in standard spec 460.3.3.1. Investigate and determine the cause of the unacceptable test result.
- (2) The engineer may require unacceptable material specified in B.4.3(1) to be removed and replaced with acceptable material or allow the nonconforming material to remain in place with a 50 percent pay reduction. Determine limits of the unacceptable area by measuring density of the layer at 50-foot increments both ahead and behind the point of unacceptable density and at the same offset as the original test site. Continue testing at 50-foot increments until a point of acceptable density is found as specified in standard spec 460.5.2.2(1). Removal and replacement of material may be required if extended testing is in a previously accepted subplot. Testing in a previously accepted subplot will not be used to recalculate a new lot density.
- (3) Compute unacceptable pavement area using the product of the longitudinal limits of the unacceptable density and the full subplot width within the traffic lanes or shoulders.
- (4) Retesting and acceptance of replaced pavement will be according to standard spec 105.3.
- (5) Tests indicating density more than 3.0 percent below the specified minimum, and further tests taken to determine the limits of unacceptable area, are excluded from the computations of the subplot and lot densities.

- (6) If 2 consecutive subplot averages within the same paving pass and same target density are more than one percent below the specified target density, notify the engineer and take necessary corrective action. Document the locations of such sublots and the corrective action that was taken.

B.5 Department Testing

B.5.1 Verification Testing

- (1) The department will have a HTCP certified technician, or ACT working under a certified technician, perform verification testing. The department will test randomly at locations independent of the contractor's QC work. The department will perform verification testing at a minimum frequency of 10 percent of the sublots and a minimum of one subplot per mix design. The sublots selected will be within the active work zone. The contractor will supply the necessary traffic control for the department's testing activities.
- (2) The QV tester will test each selected subplot using the same testing requirements and frequencies as the QC tester.
- (3) If the verification subplot average is not more than one percent below the specified minimum target density, use the QC tests for acceptance.
- (4) If the verification subplot average is more than one percent below the specified target density, compare the QC and QV subplot averages. If the QV subplot average is within 1.0 lb/ft³ of the QC subplot average, use the QC tests for acceptance.
- (5) If the first QV/QC subplot average comparison shows a difference of more than 1.0 lb/ft³ each tester will perform an additional set of tests within that subplot. Combine the additional tests with the original set of tests to compute a new subplot average for each tester. If the new QV and QC subplot averages compare to within 1.0 lb/ft³, use the original QC tests for acceptance.
- (6) If the QV and QC subplot averages differ by more than 1.0 lb/ft³ after a second set of tests, resolve the difference with dispute resolution specified in B.6. The engineer will notify the contractor immediately when density deficiencies or testing precision exceeding the allowable differences are observed.

B.5.2 Independent Assurance Testing

- (1) Independent assurance is unbiased testing the department performs to evaluate the department's verification and the contractor's QC sampling and testing including personnel qualifications, procedures, and equipment. The department will perform the independent assurance review according to the department's independent assurance program.

B.6 Dispute Resolution

- (1) The testers may perform investigation in the work zone by analyzing the testing, calculation, and documentation procedures. The testers may perform gauge comparison according to B.3.2.1.

- (2) The testers may use comparison monitoring according to B.3.2.2 to determine if one of the gauges is out of tolerance. If a gauge is found to be out of tolerance with its reference value, remove the gauge from the project and use the other gauge's test results for acceptance.
- (3) If the testing discrepancy cannot be identified, the contractor may elect to accept the QV subplot density test results or retesting of the subplot in dispute within 48 hours of paving. Traffic control costs will be split between the department and the contractor.
- (4) If investigation finds that both gauges are in error, the contractor and engineer will reach a decision on resolution through mutual agreement.

B.7 Acceptance

- (1) The department will not accept QMP HMA Pavement Nuclear Density if a non-compared gauge is used for contractor QC tests.

C (Vacant)

D (Vacant)

E Payment

E.1 QMP Testing

- (1) Costs for all sampling, testing, and documentation required under this special provision are incidental to the work. If the contractor fails to perform the work required under this special provision, the department may reduce the contractor's pay. The department will administer pay reduction under the Non-performance of QMP administrative item.

E.2 Disincentive for HMA Pavement Density

- (1) The department will administer density disincentives according to standard spec 460.5.2.2.

E.3 Incentive for HMA Pavement Density

- (1) The department will administer density incentives according to standard spec 460.5.2.3.

stp-460-020 (20161130)

27. Concrete Masonry Endwalls, Item 504.0900.

Add the following to standard spec 504.3:

Concrete Masonry Endwalls shall be completed within 7 calendar days from the installation of each culvert pipe or box culvert location.

(NER12-0207)

28. Concrete Surface Repair, Item 509.1500.

Add to standard spec 509.3.7:

All missing or deteriorated reinforcing steel shall be repaired or replaced, as directed by the engineer.

Additional reinforcing steel is considered incidental to the Concrete Surface Repair bid item. As-built plans for Structures B-59-104, B-59-143, B-59-144 and B-59-147 can be obtained through the Northeast Region. Contact Kyle Treml, WisDOT Project Manager at (920) 360-7029.

29. Removing Concrete Masonry Deck Overlay B-59-104, Item 509.9005.S.01.

A Description

Remove the concrete masonry deck overlay by milling the entire bridge deck, according to standard spec 204, the plans, and as hereinafter provided.

B (Vacant)

C Construction

C.1 Milling

Use a self-propelled milling machine that is specially designed and constructed for milling bridge decks. It shall mill without tearing or gouging the concrete masonry underlying the deck overlay. The machine shall consist of a cutting drum with carbide or diamond tip teeth. Space the teeth on the drum to mill a surface finish that is acceptable to the engineer.

Shroud the machine to prevent discharge of any loosened material into adjacent work areas or live traffic lanes. Equip the machine with electronic devices that provide accurate depth, grade and slope control, and an acceptable dust control system.

Perform milling in a manner that precludes damage to the bridge floor and results in a uniform textured finish that:

1. Is free of sharp protrusions;
2. Has uniform transverse grooves that measure up to 1/4-inch vertically and transversely; and
3. If applicable, is acceptable to the manufacturer of the sheet waterproof membrane.

Windrowing and storing of the removed milled concrete masonry on the bridge is only permitted in connection with the continuous removal and pick-up operation. During nonworking hours, clear the bridge of all materials and equipment.

C.2 Cleaning

Blast-clean the entire surface of the deck, the vertical faces of curbs, sidewalks and parapets to the depth of the adjoining concrete overlay. Blast-clean all exposed existing reinforcing steel.

Clean the surface on which the new concrete will be placed to remove all loose particles and dust by either brooming and water pressure using a high-pressure nozzle, or by water and air pressure. Use water for cleaning that conforms to specifications for water under standard spec 501.2.4.

The removed concrete masonry shall become the property of the contractor; properly dispose of it according to standard spec 204.

D Measurement

The department will measure Removing Concrete Masonry Deck Overlay (Structure) in area by the square yard, acceptably completed.

E Payment

The department will pay for measured quantities at the contract unit price under the following bid item:

ITEM NUMBER	DESCRIPTION	UNIT
509.9005.S.01	Removing Concrete Masonry Deck Overlay B-59-104	SY

Payment is full compensation for removing the concrete masonry; cleaning the concrete surfaces; and for properly disposing of all materials.
stp-509-005 (20150630)

30. Cleaning Parapets, Item 509.9050.S.

A Description

Clean the inside faces and top surface of the concrete parapet according to the plans, as directed by the engineer, and as hereinafter provided.

B (Vacant)

C Construction

C.1 Blast Cleaning Operation

Blast clean the inside face and top surface of the concrete parapet according to SSPC SP-13 and ASTM D4259 for an abrasive blast cleaning to a surface roughness and finish as directed by the engineer. Before abrasive blast cleaning operations are to begin for the entire bridge parapet, prepare a representative trial area on the parapet concrete surface, and have the method of blast cleaning approved by the engineer.

C.2 Water Cleaning Operation

After abrasive blast cleaning operations are completed, clean the prepared parapet surface with water according to ASTM D4258. Remove with this water cleaning all dust and loose material from the parapet inside face and top that is to be coated with pigmented surface sealer. Provide an adequate drying time of the parapet inside face and top surface of at least 24 hours before coating with the pigmented surface sealer. Remove all loose concrete, dirt, dust, or blast material that remains on the bridge deck, as directed by the engineer.

D Measurement

The department will measure Cleaning Parapets in length by the linear foot of parapet, acceptably cleaned.

E Payment

The department will pay for measured quantities at the contract unit price under the following bid item:

ITEM NUMBER	DESCRIPTION	UNIT
509.9050.S	Cleaning Parapets	LF

Payment is full compensation for abrasive blast cleaning; for water cleaning; and for furnishing all additional clean up of the concrete surface and surrounding bridge deck area. stp-509-050 (20151210)

31. Culvert Placement.

Place the culvert pipe at Station 424+01 eight inches below the existing stream bed to minimize the potential for fish and other aquatic barriers. See project plans for elevations.

32. Pipe Grates, Item 611.9800.S.

A Description

This special provision describes furnishing and installing pipe grates on the ends of pipes as shown in the plans, and as hereinafter provided.

B Materials

Furnish steel conforming to the requirements of standard spec 506.2.2.1. Furnish steel pipe conforming to the requirements of standard spec 506.2.3.6.

Furnish pipe grates galvanized according to ASTM A123.

Furnish angles and brackets galvanized according to ASTM A123.

Furnish required hardware galvanized according to ASTM A153.

C Construction

Repair pipes, rods, angles and brackets on which the galvanized coating has been damaged according to the requirements of AASHTO M36M.

D Measurement

The department will measure Pipe Grates in units of work, where one unit is one grate, completed and accepted.

E Payment

The department will pay for measured quantities at the contract unit price under the following bid item:

ITEM NUMBER	DESCRIPTION	UNIT
611.9800.S	Pipe Grates	Each

Payment is full compensation for furnishing and installing all materials; and for drilling and connecting grates to pipes.

stp-611-010 (20030820)

33. Anchor Post Assemblies Top Mounted.

The Anchor Post Assembly Top Mounted will use the Bolt Through method as shown in standard detail drawing 14 B 51-1A.

34. Traffic Control.

Perform this work according to the requirements of Standard spec 643, and as shown on the plans or as approved by the engineer, except as hereinafter modified.

Submit to engineer for approval a detailed traffic control plan for any changes to the proposed traffic control detail as shown on the plans. Submit this plan ten (10) days prior to the preconstruction conference.

Provide 24 hours-a-day availability of equipment and forces to expeditiously restore lights, signs, or other traffic control devices that are damaged or disturbed. The cost to maintain and restore the above items shall be considered incidental to the item as bid and no additional payment will be made therefore.

Supply the name and telephone number of a local contact person for traffic control repair before starting work.

Have available at all times sufficient experienced personnel to promptly install, remove and reinstall the required traffic control devices to route traffic during the construction operations.

The turning of traffic control devices when not in use to obscure the message will not be allowed under this contract.

Obtain prior approval from the engineer for the location of egress and ingress for construction vehicles to prosecute the work.

Cover existing signs which conflict with traffic control as directed by the engineer.

Conduct operations in such a manner that causes the least interference and inconvenience to the free flow of vehicles on the roadways. This includes the following:

- a. Do not park or store any vehicle, piece of equipment, or construction materials on the right-of-way without approval of the engineer.
- b. All construction vehicles and equipment entering or leaving live traffic lanes shall yield to through traffic.
- c. Equip all vehicles and equipment entering or leaving the live traffic lanes with a hazard identification beam (flashing yellow signal) capable of being visible on a sunny day when viewed without the sun directly on or behind the device from a distance of 1000 feet. Activate the beam when merging into or exiting a live traffic lane.

Do not disturb, remove or obliterate any traffic control signs, advisory signs, shoulder delineators or beam guard in place along the traveled roadways without the approval of the engineer. Immediately repair or replace any damage done to the above during the construction operations at contractor expense.

35. Pavement Marking Grooved Wet Reflective Epoxy 4-Inch, Item 646.2304.S.

A Description

This special provision describes furnishing, grooving, and installing wet reflective epoxy pavement marking as shown on the plans, according to standard spec 646, and as hereinafter provided.

B Materials

Furnish a 20 mils application of modified epoxy binder pavement marking, from the Wisconsin's Approved Products List, in a grooved slot. Provide a double drop system of 5.3 pounds per gallon of wet reflective elements from Wisconsin's Approved Products List and Utah Performance beads mixture at a drop rate of 12-22 pounds per gallon.

Replace standard spec 646.2.3 (1) with the following:

Furnish Utah Performance beads with the following gradation:

Utah Bead Gradation

US Mesh	Percent Passing (ASTM D1214)
18	65-80
20	
25	
30	30-50
40	
50	0-5

Beads **shall** achieve a minimum of 275 mcd (dry reading), initial for white and 180 mcd (dry reading) for yellow.

C Construction

C.1 General

For quality assurance, provide the engineer and the region's Marking Section evidence of manufacturer training in the proper placement and installation of the grooved wet reflective epoxy.

Plane the grooved lines according to details in the plan. Use grooving equipment with a free-floating, independent cutting or grinding head. Plane a minimum number of passes to create a smooth groove. Remove lane line and center line pavement markings during the grooving process.

C.2 Groove Depth

Cut the groove to a depth of 80 mils \pm 10 mils from the pavement surface. The department may periodically check groove depths.

C.4 Groove Width – Longitudinal Markings

Cut the groove 1 inch wider than the width of the pavement marking.

C.5 Groove Position

Position the groove edge according to Standard Detail Drawing Pavement Marking (Mainline). If necessary, groove a minimum of 4 inches from both ends of the pavement marking segment. Achieve straight alignment with the grooving equipment.

C.6 Groove Cleaning

C.6.1 Concrete

Cooling the cutting head with water may be necessary for some applications and equipment. If cooling water is necessary, flush the groove immediately with high-pressure water after cutting to remove any build-up of cement dust and water slurry. If this is not done, the slurry may harden in the groove.

If water is used in the grooving process, allow the groove to dry a minimum of 24 hours after groove cleaning, and prior to pavement marking application. The groove surface shall be clean and dry before applying the marking. Use a high-pressure air blower with at least 185 ft³/min air flow and 120 psi air pressure to clean the groove.

C. 6.2 Asphalt

Groove pavement five or more days after paving.

If opening to traffic an asphalt lane that is not grooved, place temporary pavement marking. For asphalt lanes not open to traffic, temporary pavement marking is not required.

Check for structural integrity in supporting grooving operations. If the structural integrity of the asphalt pavement is inadequate to support grooving operations, immediately notify the engineer.

Use a high-pressure air blower with at least 185 ft³/min air flow and 90 psi air pressure to clean the groove.

D Measurement

The department will measure Pavement Marking Grooved Wet Reflective Epoxy (width) bid items by the linear foot of line, acceptably completed.

The department will measure Pavement Marking Grooved Contrast Wet Reflective Epoxy (width) bid items by the linear foot of line, acceptably completed.

E Payment

The department will pay for measured quantities at the contract unit price under the following bid items:

ITEM NUMBER	DESCRIPTION	UNIT
646.2304.S	Pavement Marking Grooved Wet Reflective Epoxy 4-Inch	LF

Payment is full compensation for cleaning and preparing the pavement surface; furnishing and installing the epoxy, 3M elements and beads; and for removing existing or temporary marking, if necessary.

stp-646-024 (20161130)

36. Locating No-Passing Zones, Item 648.0100.

For this project, the spotting sight distance in areas with a 55 mph posted speed limit is 0.21 miles (1108 feet).

stp-648-005 (20060512)

37. Precast Concrete Box Culvert Extension, 4 FT x 3 FT, Item SPV.0060.01.

A Description

This special provision describes furnishing and installing precast concrete box culvert extension of the size and length shown on the plans, and according to the requirements of the standard specifications and as hereinafter provided.

B Materials

Use materials conforming to the requirements for Reinforced Concrete Pipe as specified in standard spec 522.2.

C Construction

Construct as specified in standard spec 520.3 for pipe culverts.

D Measurement

The department will measure Precast Concrete Box Culvert Extension, 4 FT x 3 FT, as each individual unit, completed according to the contract and accepted in place.

E Payment

The department will pay for measured quantities at the contract unit price under the following bid item:

ITEM NUMBER	DESCRIPTION	UNIT
SPV.0060.01	Precast Concrete Box Culvert Extension, 4 FT x 3 FT	Each

Payment is full compensation for Precast Concrete Box Culvert Extension 4 FT x 3 FT is full compensation for providing, hauling, and placing the extension; for geotextile joint wrap, and joint ties; for furnishing all excavation, including foundation or bed and associated dewatering; for providing and placing granular backfill or graded aggregate for temporary drainage; and for replacing damaged installations. The department will pay separately for cast in place concrete and end section installation under Precast Reinforced Concrete Box End Section 4 FT x 3 FT and other associated bid items.

38. Precast Concrete Box Culvert End Section, 4FT x 3 FT, Item SPV.0060.02.

A Description

This special provision describes furnishing and installing Precast Concrete Box End Section 4 FT x 3 FT of the length shown on the plans, and according to the requirements of the standard specifications and as hereinafter provided.

B Materials

Use materials conforming to the requirements for Reinforced Concrete Apron Endwalls as specified in standard spec 522.2.

C Construction

Construct as specified in standard spec 520.3 for pipe culverts.

D Measurement

The department will measure the Precast Concrete Box Culvert End Section bid item acceptably completed as specified for apron end walls in 520.4.

E Payment

The department will pay for measured quantities at the contract unit price under the following bid item:

ITEM NUMBER	DESCRIPTION	UNIT
SPV.0060.02	Precast Concrete Box Culvert End Section, 4 FT x 3 FT	Each

Payment is full compensation for providing, transporting and installing the precast reinforced concrete box end section; for furnishing all excavation, including forming bed; and for backfilling unless granular backfill is specified.

39. Salvage Box Culvert Grate, Item SPV.0060.03.**A Description**

This special provision describes salvaging the existing box culvert inlet grate at Station 513+11.

B Materials

Provide stainless steel nuts, bolts and washers of the size matching the existing grate openings and conforming to standard spec 513.2.2.5.

C Construction

Remove, handle, store and reinstall existing box culvert inlet grate in a way that prevents damage to the grate. If the contractor damages the grate through its own operations then the contractor shall replace it at no cost to the department.

Drill new holes and install bolts as provided in standard spec 502.3.14

D Measurement

The department will measure Salvage Box Culvert Grate in units of work, where one unit is one grate, completed and accepted.

E Payment

The department will pay for measured quantities at the contract unit price under the following bid item:

ITEM NUMBER	DESCRIPTION	UNIT
SPV.0060.03	Salvage Box Culvert Grate	Each

Payment is full compensation for removing the existing grate, for cleaning, transporting, storing; for providing nuts, bolts, and washers for installing and adjusting; for pull out testing including additional engineer-directed verification testing and for providing all other required materials needed to complete the work.

40. Removing Carbide Pit Generator, Item SPV.0060.04.

A Description

This special provision describes removing the carbide pit generator and disposing of the resulting materials.

B (Vacant)

C Construction

Complete all operations necessary to remove the structure before preforming new work.

Preform work in compliance with pertinent sections in standard spec 204.3.

D Measurement

The department will measure Removing Carbide Pit Generator as each individual item acceptably completed, including all attached parts and connections.

E Payment

The department will pay for measured quantities at the contract unit price under the following bid item:

ITEM NUMBER	DESCRIPTION	UNIT
SPV.0060.04	Removing Carbide Pit Generator	Each

Payment is full compensation for Removing Carbide Pit Generator is full compensation for breaking down and removing; for sealing any pipe or tubes that will remain; for hauling and disposing of materials; for providing soil needed for backfilling; for restoring the roadway cross-section and backfilling.

41. HMA Percent Within Limits (PWL) Test Strip, Item SPV.0060.05.

A Description

This special provision describes the Hot Mix Asphalt (HMA) density and volumetric testing tolerances required for an HMA test strip. An HMA test strip is required for projects constructed under HMA Percent Within Limits QMP. A test strip is required for each pavement layer. Each project is restricted to a single mix design for each mix type required (e.g., upper layer and lower layer may have different mix type specified).

B (Vacant)

C Construction

C.1 Test Strip

Notify the department at least 48 hours in advance of construction of the test strip. On the first day of production of each new mix design requiring a test strip, produce approximately 750 ton of HMA and cease production until the required testing is completed. Test strips shall be located in a section of the roadway to allow a representative (i.e. not a ramp or shoulder, etc.) rolling pattern.

C.1.1 Sampling and Testing Intervals

Laboratory testing will be conducted from a three-way split sample, with portions designated for QC, QV, and retained. Required field tests include contractor quality control (QC) and department quality verification (QV) nuclear density gauge tests and pavement coring.

During production for the test strip, HMA mixture samples shall be obtained from trucks prior to departure from the plant. Three four-way split samples shall be collected during the production of test strip material. Sampling and splitting shall be according to Appendix C: *Sampling for WisDOT PWL QMP*. These three samples shall be randomly selected from the following production intervals and will be identified by the engineer:

<u>Sample Number</u>	<u>Production Interval (tons)</u>
<u>1</u>	<u>50-250</u>
<u>2</u>	<u>251-500</u>
<u>3</u>	<u>501-750</u>

The engineer will identify two zones in which gauge/core correlation is to be performed. These two zones will be randomly selected within each of two density sublots of the 750 ton test strip. Test strip sublots 1 and 2 are identified as between 50-400 tons and 401-750 tons, respectively. Each zone shall consist of five locations across the mat as identified in Appendix A. The following shall be determined at each of the five locations within both zones:

- two one-minute nuclear density gauge readings for QC team*
- two one-minute nuclear density gauge readings for QV team*
- pavement core sample

*If the two readings exceed 1.0 lb/ft³ of one another, a third reading shall be conducted at either orientation. In this event, all three readings shall be averaged, discard the initial of the three readings which falls farthest from the average value and then average the remaining two values to represent the location for the gauge.

Both the QV and QC teams shall have two nuclear density gauges present for correlation at the time the test strip is constructed. The above testing shall be conducted according to Appendix A: *Test Methods & Sampling for PWL QMP HMA Pavements*. All test reports shall be submitted to the department upon completion, and approved before paving resumes.

C.1.1.1 Field Tests

Daily standardization of gauges on reference blocks and a reference site shall be performed according to CMM 8-15. Nuclear gauge readings and pavement cores shall be used to determine nuclear gauge correlation according to Appendix A. The two readings per location per gauge shall be averaged. The readings for the five locations across the mat for each of two zones shall be provided to the engineer. The engineer will analyze the readings of each gauge relative to the densities of the cores taken at each location. The engineer will determine the average difference between the nuclear gauge density readings and the measured core densities to be used as a constant offset value. This offset is to be used to adjust raw density readings for the specific gauge for the remainder of the project and shall appear on the density data sheet along with gauge and project identification. An offset is specific to the mix and layer, and therefore a separate value shall be determined for each layer of each mix of the project. This constitutes correlation of that individual gauge. Each team must have two gauges correlated at the time of the test strip. Any data collected by a team without an acceptable gauge (i.e., correlated during test strip) will not be accepted.

The contractor is responsible for coring of the pavement. Coring and filling of core holes must be approved by the engineer. The QV team is responsible for the labeling and safe transport of the cores from the field to the QC laboratory. Testing of cores shall be conducted by the contractor and witnessed by department personnel. The contractor is responsible for drying the cores following testing. The department will take possession of cores following initial testing and will be responsible for any verification testing.

Each core 100 or 150 mm (4 or 6 inches) in diameter shall be taken at locations identified in Section C.1.1 [Appropriate core diameter shall be selected based on layer thickness and shall be decided at the prepave meeting and remain consistent for the duration of the project.] Each random core shall be full thickness of the layer being placed. Thoroughly dry cores obtained from the mat according to ASTM D 7227 prior to using specimens for in-place density determination according to AASHTO T 166.

Fill all core holes with non-shrink grout or HMA. When using rapid hardening mortar or concrete, remove all water from the core holes prior to filling. Mix the mortar or concrete in a separate container prior to placement in the hole. If HMA is used, fill all core holes with hot-mix matching that day's production mix type at that day's compaction temperature +/- 20F. The core holes shall be dry and coated with tack before filling, filled with a minimum of two layers (single layer allowed for pavement layers \leq 2 inches in thickness), and compacted with a Marshall hammer or similar tamping device using approximately 50 blows per layer. The finished surface shall be flush with the pavement surface. Any deviation in the surface of the filled core holes greater than 1/4 inch at the time of final inspection will require removal of the fill material to the depth of the layer thickness and replacement.

All laboratory and field testing associated with the test strip shall be completed the same day as paving of the test strip. All test reports shall be submitted to the department upon completion, and approved before paving resumes. The department will notify the contractor by the end of the day regarding approval to proceed with paving beyond the test strip.

C.1.1.2 Laboratory Tests

Material shall be collected from trucks at the plant according to the frequency described in section C.1.1 above. Sample sizes shall be consistent with the minimums for a three-way split as shown below:

Mixture NMAS	Sample Size
$\leq 12.5\text{mm}$ (1/2")	105 lb
19.0mm - 25.0mm (3/4" – 1")	150 lb
$\geq 37.5\text{mm}$ (1-1/2")	240 lb

Bulk specific gravities shall be determined for cores according to AASHTO T 166. The bulk specific gravity values determined from field cores shall be used to calculate a correction factor (i.e., offset) for the QC and QV nuclear density gauges to be used throughout the remainder of the project. QC and QV teams may wish to scan with additional gauges at the locations detailed in C.1.1 above, as only gauges used during the test strip correlation phase will be allowed on the remainder of the project.

C.2 Acceptance

Conform to the following limits based on individual QC and QV test results (tolerances based on initial JMF/mix design):

ITEM	CONFORMANCE LIMITS
Percent passing given sieve:	
37.5-mm	+/- 8.0
25.0-mm	+/- 8.0
19.0-mm	+/- 7.5
12.5-mm	+/- 7.5
9.5-mm	+/- 7.5
2.36-mm	+/- 7.0
75- μm	+/- 3.0
Asphaltic content in percent	- 0.5
Air Voids	-1.0 & +2.0
VMA in percent ^[1]	- 1.0
Maximum specific gravity	+/- 0.024

^[1] VMA limits based on minimum requirement for mix design nominal maximum aggregate size in table 460-1.

QV test results will be determined for air voids and VMA, Gmm, and Gmb, and AC Content.

Compact all layers of test strip HMA mixture to the applicable density shown in the following table:

MIXTURE TYPE		
LAYER	LT & MT	HT
LOWER	93.0 ^[1]	93.0 ^[2]
UPPER	93.0	93.0

^[1] Minimum reduced by 2.0 percent for a lower layer constructed directly on crushed aggregate or recycled base courses.

^[2] Minimum reduced by 1.0 percent for lower layer constructed directly on crushed aggregate or recycled base courses.

Differences between the QC and QV split sample test results are acceptably identified by conducting a paired t-test according to the WisDOT PWL Analysis Template.

If QC and QV test results do not correlate as determined by the paired t-test, the retained split sample will be tested by the bureau's AASHTO accredited laboratory and certified personnel as a referee test. Any referee test results will be used for subsequent calculations and material acceptance. Additional investigation shall be conducted to identify the source of the difference between QC and QV data. QV or referee data will be used to determine material acceptance and pay.

Nuclear density gauges are acceptable for use on the project only if correlation is completed for that gauge during the time of the test strip and the department issues documentation of acceptance stating the correlation offset value specific to the gauge and the mix design. The documentation must accompany the gauge any time the gauge appears on the project and the department may confirm at any time that the offset value being used matches that documented.

The core densities collected from the 10 locations of the test strip and the QV results from the three split samples will be used to determine material acceptance and pay. The PWL value is calculated according to Appendix A.

A PWL value for air voids and density shall be calculated after completion of the testing. An acceptable test strip is defined as the individual PWL values for air voids and density are both above 75 or the average of the two are above 80. Full production may not continue until an acceptable test strip has been completed. If a PWL value on the test strip is below 50, the material is considered nonconforming and the test strip is unacceptable. If the material is allowed to remain in place, a second test strip shall be constructed. If the material is determined to be removed and replaced, a new test strip will replace the previous one at no additional cost to the department. If a PWL value is between 50 and 75, the material is considered conforming, although a second test strip will need to be constructed. If the second test strip is not acceptable as defined above, it shall be removed and replaced. A maximum of two test strips may be left in place on the project. Additional guidance on test strip and material acceptance is found in Appendix A.

PWL Value	Test Strip & Material Acceptance
≥ 75 (individual) & 80 (combined)	Material conforms, Test Strip is acceptable
$50 \leq \text{PWL} < 75$	Material conforms, Test Strip is not acceptable*
< 50	Material nonconforming, may be removed & replaced, Test Strip not acceptable*

* A maximum of two test strips may be left in place on the project.

D Measurement

The department will measure HMA Percent Within Limits (PWL) Test Strip as each unit of work, acceptably completed as passing the required air void, VMA, asphalt content, gradation, and density tests for a Test Strip only. Material quantities shall be determined according to standard spec 450.4 and detailed here within.

E Payment

The department will pay for measured quantities at the contract unit price under the following bid item:

ITEM NUMBER	DESCRIPTION	UNIT
SPV.0060.05	HMA Percent Within Limits (PWL) Test Strip	Each

Payment for HMA Percent Within Limits (PWL) Test Strip is full compensation for providing HMA mixture designs; for preparing foundation; for volumetric and density testing and aggregate source testing; for asphalt binder from recycled sources, and for warm mix asphalt additives or processes. Acceptable HMA mixture placed on the project as part of the test strip will be compensated by the appropriate HMA Pavement bid item.

This item is intended to compensate the contractor for the construction of the test strip for projects paved under the HMA Pavement Percent Within Limits QMP article.

Pay adjustments will be calculated using a unit price of 65 dollars per ton of HMA pavement. The department will pay for measured quantities of mix based on the unit price multiplied by the following pay adjustment calculated according to Appendix A:

PAY ADJUSTMENT FOR HMA PAVEMENT AIR VOIDS & DENSITY

PERCENT WITHIN LIMITS

(PWL)

> 90 to 100

≥ 50 to 90

<50

PAYMENT FACTOR, PF

(percent of contract price)

$$PF = ((PWL - 90) * 0.4) + 100$$

$$(PWL * 0.5) + 55$$

$$50\%^{[1]}$$

where,

PF is calculated per air voids and density, denoted PF_{air voids} & PF_{density}

^[1] Any material resulting in PWL value of 50 or less shall be removed and replaced, unless the engineer allows for such material to remain in place. In the event the material remains in place, it will be paid at 50% of the above stated unit price of 65 dollars per ton of HMA pavement.

For air voids, PWL values will be calculated using lower and upper specification limits of 2.0 and 4.3 percent, respectively. Lower specification limits for density will be according to Table 460-3. Pay adjustment will be determined for an acceptably completed test strip and will be computed as shown in the following equation.

$$\text{Pay Adjustment} = (PF - 100) / 100 \times (WP) \times (\text{tonnage}) \times (\text{unit price})$$

The following weighted percentage (WP) values will be used for the corresponding parameter:

<u>Parameter</u>	<u>WP</u>
Air Voids	0.5
Density	0.5

Individual Pay Factors for each air voids (PF_{air voids}) and density (PF_{density}) will be determined. PF_{air voids} will be multiplied by the total tonnage produced, and PF_{density} will be multiplied by the tonnage used to pave the mainline only (i.e., excluding shoulder) as calculated according to CMM 8-15.

The department will pay incentive for air voids and density under the following bid items:

ITEM NUMBER	DESCRIPTION	UNIT
460.2005	Incentive Density PWL HMA Pavement	DOL
460.2010	Incentive Air Voids HMA Pavement	DOL

The department will administer disincentives under the Disincentive Density HMA Pavement and the Disincentive Air Voids HMA Pavement administrative items.
bts-PWL Test Strip (20161215)

42. 16 Gauge Galvanized Metal Flashing, Item SPV.0090.01.

A Description

Furnish and install flashing to the vertical outside face of bridge deck according to the plans and as hereinafter provided.

B Materials

Furnish new materials for the work according to the plans, and as hereinafter provided.

B.1 Flashing

Flashing shall be 16 gauge galvanized sheet metal sized and formed as shown on the plans.

B.2 Connectors

The flashing shall be attached to the vertical outside face of the bridge deck using Tapcons or an equal approved by the engineer. Size, spacing and location shall be according to the plans.

C (Vacant)

D Measurement

The department will measure 16 Gauge Galvanized Metal Flashing in length by the linear foot in place along the vertical outside face of the bridge deck, acceptably completed.

E Payment

The department will pay for measured quantities at the contract unit price under the following bid item:

ITEM NUMBER	DESCRIPTION	UNIT
SPV.0090.01	16 Gauge Galvanized Metal Flashing	LF

Payment is full compensation for furnishing the flashing, connectors, caulk, cleaning the edge of deck prior to attaching the flashing, and for attaching the flashing.

43. Handrail Special, Item SPV.0090.02.

A Description

This special provision describes fabricating, galvanizing, painting and installing railing according to standard spec 506, 513 and 517 and the plan details, as directed by the engineer, and as hereinafter provided.

B Materials

B.1 General

All materials for railing shall be new stock, free from defects impairing strength, durability and appearance. Railing assemblies shall be galvanized and receive a two-coat paint system. Bubbles, blisters and flaking in the coating will be a basis for rejection. Contractor shall be responsible for verifying all railing dimensions in the field prior to fabrication.

B.2 Coating System

B.2.1 Galvanizing

After fabrication, blast clean steel railing assemblies per SSPC-SP6 and galvanize according to ASTM A123. Vent holes shall be drilled in members as required to facilitate galvanizing and drainage. Location and size of vent holes are to be shown on the shop drawings. All burrs at component edges, corners and at holes shall be removed and sharp edges chamfered before galvanizing. Condition any thermal cut edges before blast cleaning by shallow grinding or other cleaning to remove any hardened surface layer. Remove all evident steel defects exposed according to AASHTO M 160 prior to blast cleaning. Lumps, projections, globules, or heavy deposits of galvanizing, which will provide surface conditions that when painted, will produce unacceptable aesthetic and/or visual qualities, will not be permitted.

B.2.2 Two-Coat Paint System

After galvanizing, paint all exterior surfaces of steel railing assemblies and inside of rail elements at field erection and expansion joints as hereinafter provided. All galvanized surfaces to be painted shall be cleaned per SSPC-SP1 to remove chlorides, sulfates, zinc salts, oil, dirt, organic matter and other contaminants. The cleaned surface shall then be brush blast cleaned per SSPC-SP16 to create a slight angular surface profile per manufacturer's recommendation for adhesion of the tie coat. Blasting shall not fracture the galvanized finish or remove any dry film thickness. Within 24 hours after cleaning, or sooner if recommended by the manufacturer, apply a tie coat from an approved coating system that is specifically intended to be used on a galvanized surface, per manufacturer's recommendations. The tie coat shall etch the galvanized rail and prepare the surface for the top coat. Apply a top coat per manufacturer's recommendations, matching the specified color shown on the plans. Use a preapproved top coat that is resistant to the effects of the sun and is suitable for a marine environment. The tie and top coats should be of contrasting colors, and come from the same manufacturer.

Ensure that the paint manufacturer reviews the process to be used for surface preparation and application of the paint coating system with the paint applier. The review shall include a visit to the facility performing the work if requested by the paint manufacturer. Provide written confirmation, from the paint manufacturer to the engineer, that the review has taken place and that issues raised have been addressed before beginning coating work under the contract.

Use one of the qualified paint manufacturers and products given below. An equivalent system may be used with the written approval of the engineer.

Manufacturer	Coat	Products	Dry Film Minimum Thickness (mils)	Min. Time ¹ Between Coats (hours)
<u>Sherwin Williams</u>	<u>Tie</u>	Recoatable Epoxy Primer	2.0 to 4.0	6
1051 Perimeter Drive Suite 710 Schaumburg, IL 60173 (847) 330-1562	Top	B67-5 Series / B67V5	2.0 to 4.0	NA
		Acrolon 218 HS Polyurethane, B65-650		
<u>Carboline</u>	Tie	Rustbond Penetrating	1	36
350 Hanley Industrial St. Louis, MO 63144 (314) 644-1000	Tie	Sealer FC	4.0 to 6.0	10
	Tie	Carboguard 60	4.0 to 6.0	1
	Top	Carboguard 635	4	NA
		Carbothane 133 LH(satin)		
<u>Wasser Corporation</u>	Tie	MC-Ferrox B 100	3.0 to 5.0	8
4118 B Place NW Suite B Auburn, WA 98001 (253) 850-2967	Top	MC-Luster 100	2.0 to 4.0	NA

¹ Time is dependent on temperature and humidity. Contact manufacturer for more specific information.

B.3 Shop Drawings

Submit shop drawings showing the details of railing construction. Show the railing height post spacing, rail location, weld sizes and locations and all dimensions necessary for the construction of the railing. Show location of shop rail splices, field erection joints and

expansion joints. State the name of the paint manufacturer and the product name of the tie coat and top coat used along with the color. State the size and material type used for all components. Also show the size and location of any vent or drainage holes provided.

B.4 Type S Anchors

Furnish type S anchors conforming to standard spec 502.2.12.2.

B.5 Malleable Iron Floor Flange

Furnish malleable iron floor flange conforming to ASTM A197. The flange shall have female National Pipe Taper (NPT) threads and a black finish.

C Construction

C.1 Delivery, Storage and Handling

Deliver material to the site in an undamaged condition. Upon receipt at the job site, all materials shall be thoroughly inspected to ensure that no damage occurred during shipping or handling and conditions of materials is in conformance with these specifications. If coating is damaged, contractor shall repair or replace railing assemblies to the approval of the engineer at no additional cost to the Owner. Carefully store the material off the ground to ensure proper ventilation and drainage. Exercise care so as not to damage the coated surface during railing installation. No field welding, field cutting or drilling will be permitted without the approval of the engineer.

C.2 Touch-up and Repair

For minor damage caused by shipping, handling or installation to coated surfaces, touch-up the surface in conformance with the manufacturer's recommendations. If damage is excessive, the railing assembly shall be replaced at no additional cost to the Owner. The contractor shall provide the engineer with a copy of the manufacturer's recommended repair procedure and materials before repairing damaged coatings.

C.3 General

After placing and curing the concrete steps, erect, align and fasten the railings in place as the plans show or as directed by the engineer.

C.4 Masonry Anchors

C.4.1 Mechanical Anchors

Provide the anchor manufacturer's installation instructions to the engineer before installing anchors. Clean holes by flushing with water or blowing with air. Follow additional cleaning procedures the anchor manufacturer recommends.

C.4.2 Adhesive Anchors

Notify the engineer and provide the adhesive manufacturer's installation instructions to the engineer before installing anchors. Clean holes by flushing with water followed by blowing with air until the hole is dry and dust-free. Follow additional cleaning procedures and temperature restrictions the adhesive manufacturer recommends.

C4.3 Type S Anchors

Provide either mechanical or adhesive anchors of the type and size the plans show installed as the manufacturer recommends.

D Measurement

The department will measure Handrail Special, by linear foot of rail from end post to end post, installed and accepted. Handrail overhanging any post shall be incidental to the contract.

E Payment

The department will pay for measured quantities at the contract unit price under the following bid item:

ITEM NUMBER	DESCRIPTION	UNIT
SPV.0090.02	Handrail Special	LF

Payment is full compensation for fabricating, galvanizing, painting, transporting, installing the handrail, for providing and placing malleable iron floor flange, for providing and placing anchors, and for any touch-up and repairs.

44. Water for Seeded Areas, Item SPV.0120.01.

A Description

This special provision describes furnishing, hauling and applying water to seeded areas as directed by the engineer, and as hereinafter provided.

B Materials

When watering seeded areas, use clean water, free of impurities or substances that might injure the seed.

C Construction

If rainfall is not sufficient, keep all seeded areas thoroughly moist by watering or sprinkling. Water for 30 days after seed placement or as the engineer directs. Apply water in a manner to preclude washing or erosion. The topsoil shall not be left un-watered for more than 3 days during this 30-day period unless the engineer determines that it is excessively wet and does not require watering. The equivalent of one inch of rainfall per week shall be considered the minimum.

D Measurement

The department will measure Water for Seeded Areas by volume by the thousand gallon units (MGAL), acceptably completed. The department will determine volume by engineer-approved meters or from tanks of known capacity.

E Payment

The department will pay for measured quantities at the contract unit price under the following bid item:

ITEM NUMBER	DESCRIPTION	UNIT
SPV.0120.01	Water for Seeded Areas	MGAL

Payment is full compensation for furnishing, hauling, and applying the water.
(NER12-1010)

45. Wall Modular Block Gravity LRFD, Item SPV.0165.01.

A Description

This special provision describes designing, furnishing materials and erecting a permanent earth retention system according to the lines, dimension, elevations and details as shown on the plans and provided in the contract. The design life of the wall and all wall components shall be 75 years minimum.

B Materials

B.1 Proprietary Wall Systems

The supplied wall system must be from the department's approved list of Modular Block Gravity Wall systems (Modular Block Gravity Walls). Proprietary wall systems must conform to the requirements of this specification and be pre-approved for use by the department's Bureau of Structures. The name of the pre-approved proprietary wall system selected shall be furnished to the engineer within 25 days after the award of contract. The location of the plant manufacturing the facing units shall be furnished to the engineer at least 14 days prior to the project delivery.

The department maintains a list of pre-approved Modular Block Gravity Wall systems. To be eligible for use on this project, a system must have been pre-approved by the Bureau of Structures and added to that list prior to the bid opening date. To receive pre-approval, the retaining wall system must comply with all pertinent requirements of this provision and be prepared according to the requirements of Chapter 14 of the department's LRFD Bridge Manual. Information and assistance with the pre-approval process can be obtained by contacting the Bureau of Structures, Structures Maintenance Section in Room 601 of the Hill Farms State Transportation Building in Madison or by calling (608) 266-8494.

B.2 Design Requirements

It is the responsibility of the contractor to submit a design and supporting documentation as required by this special provision, for review and acceptance by the department, to show the proposed wall design is in compliance with the design specifications. The submittal shall include the following items for review: detailed plans and shop drawings, complete design calculations, explanatory notes, supporting materials, and specifications. The detailed plans and shop drawings shall include all details, dimensions, quantities and cross-sections necessary to construct the walls. Submit electronically to the engineer and Bureau of Structures for review and acceptance. Submit no later than 60 days from the date of notification to proceed with the project and a minimum of 30 days prior to the date proposed to begin wall construction.

The plans and shop drawings shall be prepared on reproducible sheets 11 inch x 17 inch, including borders. Each sheet shall have a title block in the lower right corner. The title block shall include the project identification number and structure number. Design calculations and notes shall be on 8 ½ inch x 11 inch sheets, and shall contain the project

identification number, name or designation of the wall, date of preparation, initials of designer and checker, and page number at the top of the page. All plans, shop drawings, and calculations shall be signed, sealed and dated by a professional engineer licensed in the State of Wisconsin.

The design of the Modular Block Gravity Wall shall be in compliance with the *AASHTO LRFD Bridge Design Specifications 6th Edition 2012*, (AASHTO LRFD) with latest interim specifications for Mechanically Stabilized Earth Walls, WisDOT's current *Standard Specifications for Highway and Structure Construction* (standard spec), Chapter 14 of the WisDOT LRFD Bridge Manual and standard engineering design procedures as determined by the department. Loads, load combinations, load and resistance factors shall be as specified in AASHTO LRFD Section 11. The associated resistance factors shall be defined according to Table 11.5.7-1 LRFD.

Design and construct the walls according to the lines, grades, heights and dimensions shown on the plans, as herein specified, and as directed by the engineer.

Walls shall be designed for a minimum live load surcharge of 100 psf according to Chapter 14 of the WisDOT LRFD Bridge Manual or as shown on the plans.

A maximum value of the angle of internal friction of the wall backfill material used for design shall be assumed to be 30 degrees without a certified report of tests. If a certified report of tests yields an angle of internal friction greater than 30 degrees, the larger test value may be used for design, up to a maximum value of 36 degrees.

An external stability check at critical wall stations showing Capacity Demand Ratio (CDR) for sliding, eccentricity, and bearing checks is provided by the department and are provided on the wall plans.

The design of the Modular Block Gravity Wall by the contractor shall consider the internal and compound stability of the wall mass according to AASHTO LRFD 11.10.6. Internal stability shall also be considered at each block level. Calculations for factored stresses and resistances shall be based upon assumed conditions at the end of the design life. The width of the modular block from front face to back face of the wall shall be included in the design computations and shown on the wall shop drawings. Compound stability shall be computed for the applicable strength limits. Sample analyses and hand calculations shall be submitted to verify the output of any software program used. The design calculations and notes shall clearly indicate the Capacity to Demand Ratios (CDR) for all internal and external stabilities as defined in AASHTO LRFD.

Facing units shall be designed according to AASHTO LRFD 11.10.2.3.

The minimum embedment of the wall shall be 1 foot 6 inches, or as given on the contract plan. Step the leveling pad to follow the general slope of the ground line. Frost depth shall not be considered in designing the wall for depth of leveling pad. Additional embedment may be detailed by the contractor, but will not be measured for payment.

The leveling pad shall be as wide as the proposed blocks plus 6-inches, with 6-inches of the leveling pad extending beyond the front face of the blocks.

Wall facing units shall be installed on concrete leveling pads or base aggregate leveling pad. The bottom row of blocks shall be horizontal and 100% of the block surface shall bear on the leveling pad.

The concrete leveling pad shall be as wide as the proposed blocks plus six inches, with six inches of the leveling pad extending beyond the front face of the blocks. The minimum thickness of the leveling pad shall be 6-inches. A concrete leveling pad is required for the following scenarios:

- a. When the wall height measured from the top of the leveling pad to the top of the wall exceeds 5 feet at any point along the entire wall length.
- b. A structure number has been assigned (such as R-XX-XXX), regardless of wall height.

A base aggregate leveling pad shall be used when a concrete leveling pad is not required. The base aggregate leveling pad shall be as wide as the blocks plus 12 inches, and the modular blocks shall be centered on the leveling pad. The minimum thickness of the leveling pad shall be 12-inches after compaction. The leveling pad shall be made from base aggregate dense 1¼-inch in conformance with standard spec 305.

B.3 Wall System Components

Materials furnished for wall system components under this contract shall conform to the requirements of this specification. All certifications related to material and components of the wall systems specified in this subsection shall be submitted to the engineer.

B.3.1 Wall Facing

Wall facing units shall consist of precast modular concrete blocks. All units shall incorporate a mechanism or devices that develop a mechanical connection between vertical block layers. Units that are cracked, chipped, or have other imperfections according to ASTM C1372, or have excessive efflorescence shall not be used within the wall. A single block type and style shall be used throughout each wall. The color and surface texture of the block shall be as given on the plan or chosen by the engineer.

The top course of facing units shall be a solid precast concrete unit designed to be compatible with the remainder of the wall unless a cast-in-place concrete cap is shown on the plans. The finishing course shall be bonded to the underlying facing units with a durable, high strength, flexible adhesive compound compatible with the block material. A formed cast-in-place concrete cap may also be used to finish the wall. A cap of this type shall be designed to have texture, color, and appearance that complement the remainder of the wall. The vertical dimension of the cap shall not be less than 3½ inches. Expansion joints shall be placed in the cap to correspond with each 24 inch change in vertical wall height and at maximum spacing of 10 feet.

Block dimensions may vary no more than $\pm 1/8$ inch from the standard values published by the manufacturer according to ASTM C1372. Blocks must have a minimum depth (front face to back face) of 8 inches. The minimum front face thickness of blocks shall be 4 inches measured perpendicular from the front face to inside voids greater than 4 square inches. The minimum allowed thickness of any other portions of the block is $1\frac{3}{4}$ inches. The front face of the blocks shall conform to plan requirements for color, texture, or patterns.

Cementitious materials and aggregates for modular blocks shall conform to the requirements of ASTM C1372 Section 4.1 and 4.2. Modular blocks shall meet the following requirements.

Test	Method	Requirement
Compressive Strength (psi)	ASTM C140	5000 min.
Water Absorption (%)	ASTM C140	6 max.
Freeze-Thaw Loss (%) 40 cycles, 5 of 5 samples 50 cycles, 4 of 5 samples	ASTM C1262 ^[1]	1.0 max. ^[2] 1.5 max. ^[2]

[1] Test shall be run using a 3% saline solution.

[2] Test results that meet either of the listed requirements for Freeze-Thaw Loss are acceptable.

All blocks shall be certified as to strength, absorption, and freeze-thaw requirements unless, due to contract changes after letting, certified blocks are not available when required. At the time of delivery of certified blocks, furnish the engineer a certified test report from a department-approved independent testing laboratory for each lot of modular blocks. The certified test report shall clearly identify the firm conducting the sampling and testing, the type of block, the date sampled, the name of the person who conducted the sampling, the represented lot, the number of blocks in the lot, and the specific test results for each of the stated requirements of this specification. The tests should have been conducted not more than 18 months prior to delivery. A lot shall not exceed 5000 blocks or fraction thereof produced in day. The certified test results will represent all blocks within the lot. Each pallet of blocks delivered shall bear lot identification information. Block lots that do not meet the requirements of this specification or blocks without supporting certified test reports will be rejected and shall be removed from the project at no expense to the department.

A department-approved independent testing laboratory shall control and conduct all modular block sampling and testing for certification. Prior to sampling, the manufacturer's representative shall identify all pallets of modular blocks contained in each lot. All pallets of blocks within the lot shall be numbered and marked to facilitate random sample selection. The representative of the independent testing laboratory shall identify five pallets of blocks by random numbers and shall then select one block from each of these pallets. Solid blocks used as a finishing or top course shall not be selected. The selected blocks shall remain under the control of the person who conducted the sampling until shipped or delivered to the testing laboratory. All pallets of blocks within a lot shall be strapped or wrapped to secure the contents and tagged or marked for identification. The engineer will reject any pallet of blocks delivered to the project without intact security measures. At no expense to the department, the contractor shall remove all rejected blocks from the project.

The department may conduct testing of certified or non-certified modular blocks lots delivered to the project. The department will not conduct freeze-thaw testing on blocks less than 45 days old. If a random sample of five blocks of any lot tested by the department fails to meet any of the requirements of this specification (nonconforming), the contractor shall remove from the project site all blocks from the failed lot not installed in the finished work at no cost to the department, unless the engineer allows otherwise. Nonconforming blocks installed in the finished work will be considered approved by the department as stated in standard spec 106.5(2) and any adjustment to the contract price will not exceed the price of the blocks charged by the supplier.

Wall facing units may consist of precast modular concrete blocks produced by a wet cast process. The concrete blocks shall have a minimum strength of 4000 psi at 28 days. The concrete for the blocks shall be air entrained, with an air content of 6% +/- 1.5%. All materials for the concrete mixture for the blocks shall meet the requirements of standard spec 501. Wall facing units produced by a wet cast process need not be certified as to absorption and freeze-thaw requirements.

B.3.2 Backfill

Furnish and place backfill for Modular Block Gravity Walls as shown on the plans and as hereinafter provided.

Wall Backfill, Type A, shall comply with the requirements for Coarse Aggregate No. 1 as given in standard spec 501.2.5.4.4. All backfill placed within a zone from the top of the leveling pad to the top of the final layer of wall facing units and within 1 foot behind the back face of the wall shall be Wall Backfill, Type A. This includes all material used to fill openings in the wall facing units.

Backfill placed between retained soil and Type A backfill shall comply with the requirements for Grade 1 Granular Backfill as contained in standard spec 209.2.2. Wall Backfill, Type A, may be used as retained backfill.

B.3.3 Miscellaneous

If plans show sections of cast in place concrete cap or coping, use poured concrete Grade A, A-FA, A-S, A-T, A-IS, A-IP or A-IT concrete conforming to standard spec 501 as modified in standard spec 716. Provide QMP for cast in place cap and coping concrete as specified in standard spec 716, Class II Concrete.

Use a wall leveling pad that consists of poured concrete, Grade A, A-FA, A-S, A-T, A-IS, A-IP, or A-IT concrete conforming to standard spec 501 as modified in standard spec 716. Provide QMP for leveling pad concrete as specified in standard spec 716, Class III Concrete.

If pins are used to align modular block facing units, they shall consist of a non-degrading polymer, or hot dipping galvanized steel and be made for the express use with the modular block units supplied, to develop mechanical interlock between facing unit block layers. Connecting pins shall be capable of holding the wall in the proper position during

backfilling. Furnish documentation that establishes and substantiates the design life of such devices.

C Construction

C.1 Excavation and Backfill

Excavation and preparation of the foundation for the Modular Block Gravity Wall and the leveling pad shall be according to standard spec 206. At the end of each working day, provide good temporary drainage such that the backfill shall not become contaminated with run-off soil or water if it should rain. Do not stockpile or store materials or large equipment within 10 feet of the back of the wall.

Place backfill materials in the areas as indicated on the plans and as detailed in this specification. Backfill lifts shall be no more than 8-inches in depth. Backfilling shall closely follow erection of each course of wall facing units.

Conduct backfilling operations in such a manner as to prevent damage or misalignment of the wall facing units or other wall components. At no expense to the department, correct any such damage or misalignment as directed by the engineer. A field representative of the wall supplier shall be available during wall construction to provide technical assistance to the contractor and the engineer.

Do not operate tracked or wheeled equipment on the backfill within 3 feet from the back face of modular blocks. The engineer may order the removal of any large or heavy equipment that may cause damage or misalignment of the wall facing units.

C.2 Compaction

Compact wall backfill Type A with at least three passes of lightweight manually operated compaction equipment acceptable to the engineer.

Ensure adequate moisture is present in the backfill during placement and compaction to prevent segregation and to help achieve compaction.

Compaction of backfill within 3 feet of the back face of the wall should be accomplished using lightweight compaction devices. Use of heavy compaction equipment or vehicles should be avoided within 3 feet of the modular blocks.

C.3 Wall Components

Erect wall facing units and other associated elements according to the wall manufacturer's construction guide and to the lines, elevations, batter, and tolerances as shown on the plans. Center the initial layer of facing units on the leveling pad; then level them and properly align them. Fill formed voids or openings in the facing units with wall backfill, Type A. Remove all debris on the top of each layer of facing units, before placing the next layer of facing units.

Install all pins, rods, clips, or other devices used to develop mechanical interlock between facing unit layers according to the manufacturer's directions.

C.4 Geotechnical Information

Geotechnical data to be used in the design of the wall is given on the wall plan. After completing wall excavation, notify the department and allow the Regional Soils Engineer two working days to review the foundation.

D Measurement

The department will measure Wall Modular Block Gravity LRFD by the square foot acceptably completed, measured as the vertical area within the pay limits the contract plans show. Unless the engineer directs in writing, a change to the limits indicated on the contract plan, wall area constructed above or below these limits will not be measured for payment

E Payment

The department will pay for measured quantities at the contract unit price under the following bid item:

ITEM NUMBER	DESCRIPTION	UNIT
SPV.0165.01	Wall Modular Block Gravity LRFD	SF

Payment is full compensation for supplying a design and shop drawings; preparing the site, including all necessary excavation and disposal of materials; supplying all necessary wall components to produce a functional wall system including cap, copings and leveling pad; constructing the retaining system including drainage system; providing backfill, backfilling, compacting, developing/completing/documenting the quality management program, and for performing compaction testing.

Parapets, railings, and other items above the wall cap or coping will be paid for separately. Vehicle barrier and its support will be paid separately.

Any required topsoil, fertilizer, seeding or sodding and mulch will be paid for at the contract unit price of topsoil, fertilizer, seeding or sodding and mulch, respectively.
(20150824)

46. Appendix A

TEST Methods & Sampling for PWL QMP HMA Pavements

TEST Methods & Sampling for PWL QMP HMA Pavement.

The following procedures are included to the HMA Pavement Percent Within Limits Quality Management Program (PWL QMP) special provision:

- WisDOT Procedure for Nuclear Gauge/Core Correlation
- WisDOT Test Method for PWL QMP Density Measurements for Main Production
- Sampling for WisDOT PWL QMP

WisDOT Procedure for Nuclear Gauge/Core Correlation

The engineer is responsible for identifying the two zones in which gauge/core correlation is to be performed. These two zones are to be randomly selected within each of two sublots of the 750 ton test strip. Test strip sublots 1 and 2 are identified as between 50-400 tons and 401-750 tons, respectively.

Required field tests include contractor quality control (QC) and department quality verification (QV) nuclear density gauge tests and pavement coring. Each zone shall consist of five (5) locations across the mat as identified in Figure 1. The following shall be determined at each of the five locations within both zones:

- two one-minute nuclear density gauge readings for QC team*
- two one-minute nuclear density gauge readings for QV team*
- one pavement core sample

*If the two readings performed with the same gauge by the same team are not within $\pm 1.0 \text{ lb/ft}^3$ of one another, a third reading shall be conducted. In this event, all three readings shall be averaged, discard the initial of the three readings which falls farthest from the average value and then average the remaining two values to represent the location for the gauge.

This appears as follows, in the field:

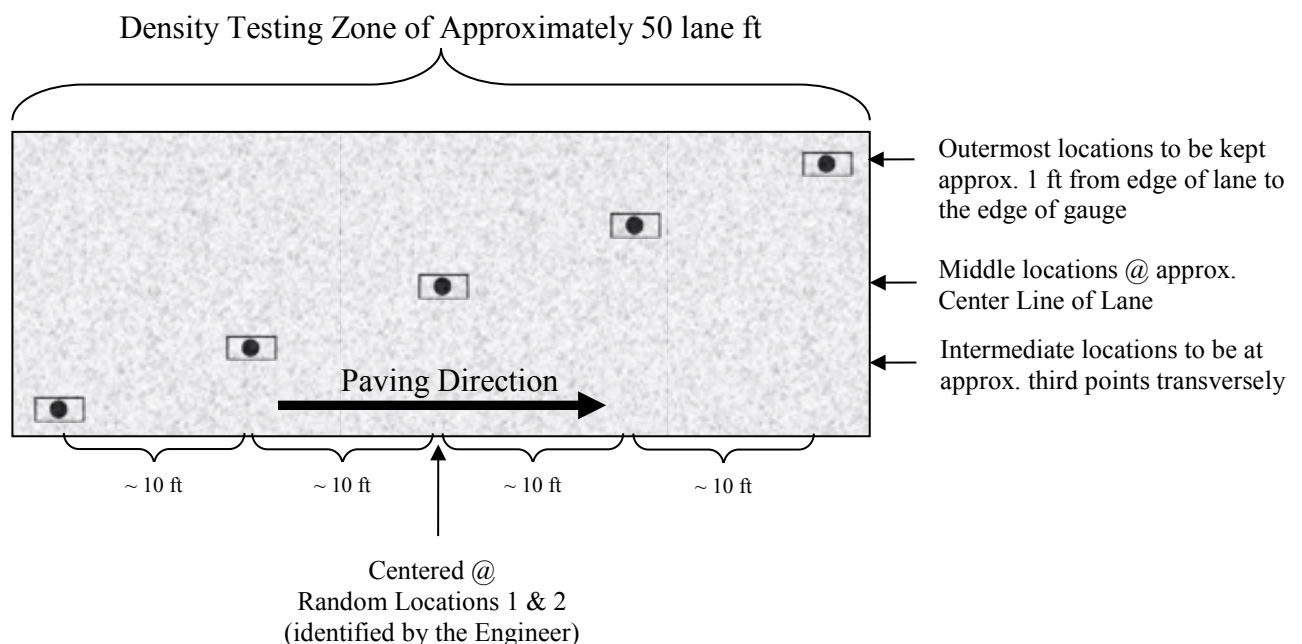



Figure 1: Nuclear/Core correlation locations depicted

Individual locations are represented by the  symbol as seen in Figure 1 above. The symbol is two-part, comprised of the nuclear test locations and the location for coring the pavement, as distinguished here:



The nuclear site is the same for QC and QV readings for the test strip, i.e., the QC and QV teams are to take nuclear density gauge readings in the same footprint. Each of the QC and QV teams are to take two one-minute readings per nuclear site, with the gauge rotated 180 degrees between readings, as seen here:



Figure 2: Nuclear gauge orientation for (a) 1st one-minute reading and (b) 2nd one-minute reading

The core shall then be taken from the center of said footprint to be used to correlate each gauge with laboratory measured bulk specific gravities of the pavement cores. One core in good condition must be obtained from each of the 10 locations. If a second core is needed, it shall be obtained from within the same gauge footprint. The contractor is responsible for coring of the pavement. Coring and filling of core holes must be approved by the engineer. The QV team is responsible for the labeling and safe transport of the cores from the field to the QC laboratory. Core density testing shall be conducted by the contractor and witnessed by department personnel. The contractor is responsible for drying the cores following testing. The department shall take possession of cores following initial testing and shall be responsible for any verification testing.

Each core 100 or 150 mm (4 or 6 inches) in diameter will be taken at locations identified in Figure 1. [Appropriate core diameter shall be selected based on layer thickness and shall be decided at the prepay meeting and remain consistent for the duration of the project.] Each random core will be full thickness of the layer being placed. The contractor is responsible for thoroughly drying cores obtained from the mat in accordance with ASTM D 7227 prior to using specimens for in-place density determination in accordance with AASHTO T 166.

All core holes shall be filled with non-shrink grout or HMA. When using rapid hardening grout, all water shall be removed from the core holes prior to filling and the mortar or concrete shall be mixed in a separate container prior to placement in the hole. If HMA is used, fill all core holes with hot-mix matching that day's production mix type at that day's compaction temperature $\pm 20^{\circ}\text{F}$. The core holes shall be dry and coated with tack before filling, filled with a minimum of two layers (single layer allowed for pavement layers ≤ 2 inches in thickness), and compacted with a Marshall hammer or similar tamping device using approximately 50 blows per layer. The finished surface shall be flush with the pavement surface. Any deviation in the surface of the filled core holes greater than 1/4 inch at the time of final inspection will require removal of the fill material to the depth of the layer thickness and replacement.

The core densities collected from the 10 locations of the test strip and the QV results from the three split samples will be used to determine material acceptance and pay. The PWL value is calculated in accordance with the calculations worksheet in the WisDOT PWL Analysis Template.

A PWL value for air voids and density shall be calculated after completion of the testing. An acceptable test strip is defined as the individual PWL values for air voids and density are both above 75 or the average of the two are above 80. Full production may not continue until an acceptable test strip has been completed.

If a PWL value on the test strip is below 50, the material is considered nonconforming and the test strip is unacceptable. If the material is allowed to remain in place, a second test strip shall be constructed. If the material is determined to be removed and replaced, a new test strip will replace the previous one at no additional cost to the department. If a PWL value is between 50 and 75, the material is considered conforming, although a second test strip will need to be constructed. If the second test strip is not acceptable as defined above, it shall be removed and replaced. A maximum of two test strips may be left in place on the project. Additional guidance on test strip and material acceptance is found in Figure 3.

PWL Value	Test Strip & Material Acceptance
>75 (individual) & 80 (combined)	Material conforms, Test Strip is acceptable
$50 \leq \text{PWL} \leq 75$	Material conforms, Test Strip is not acceptable*
< 50	Material nonconforming, may be removed & replaced, Test Strip not acceptable*

* A maximum of two test strips may be left in place on the project.

All test reports shall be submitted to WisDOT upon completion, and approved before paving resumes. The department shall notify the contractor within as soon as practicable after completion of the test strip regarding approval to proceed with paving beyond the test strip.

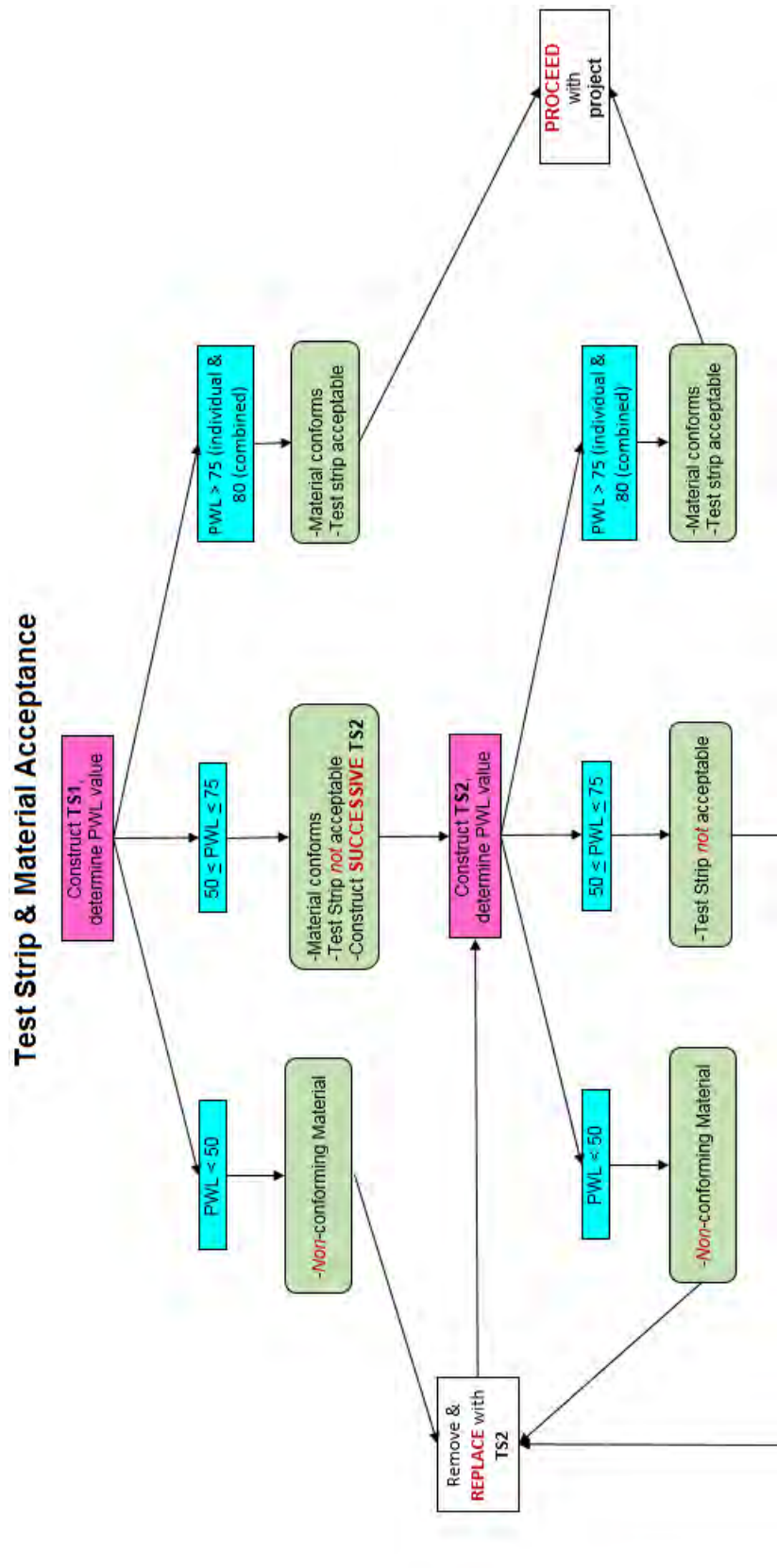


Figure 3: Flowchart for guidance of material and test strip acceptance for PWL

WisDOT Test Method for PWL QMP Density Measurements for Main Production

For nuclear density testing of the pavement beyond the test strip, QC tests will be completed at three locations per subplot, with a subplot defined as 1500 lane feet. The three locations will represent the outside, middle, and inside of the paving lane (i.e., the lane width will be divided into thirds as shown by the dashed longitudinal lines in Figure 3 and random numbers will be used to identify the specific transverse location within each third in accordance with CMM 8-15). Longitudinal locations within each subplot shall be determined with 3 independent random numbers. Each location will be measured with two one-minute gauge readings oriented 180 degrees from one another, in the same footprint as detailed above. Each location will be the average of the two readings. Multiple locations are not to be averaged together. QV nuclear testing will consist of randomly selected location per subplot. The QV is also comprised of two one-minute readings. This is depicted as follows, with QC test locations shown as solid lines and QV as dashed.

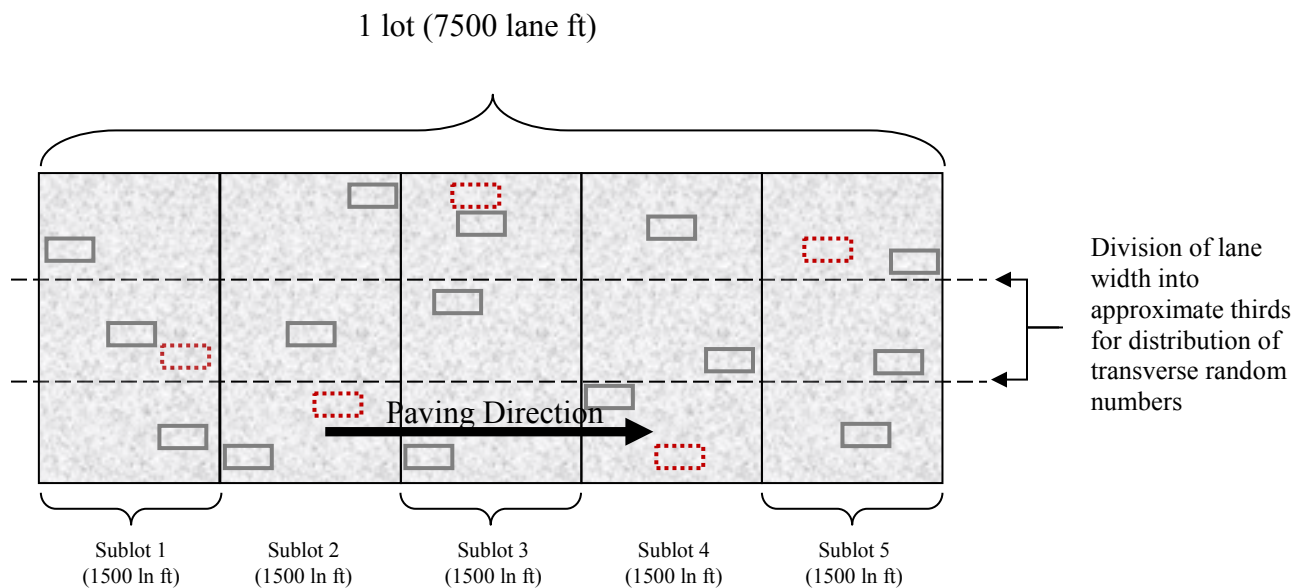


Figure 3: Locations of main lane HMA density testing (QC=solid lines, QV=dashed)

QC and QV nuclear density gauge readings will be statistically analyzed in accordance with the following section of this Appendix. (Note: For density data, if F- and t-tests pass, QC data will be used for the subsequent calculations of PWL value and pay determination. However, if an F- or t-test failure occur, the QV data will be used in subsequent calculations.)

Sampling for WisDOT PWL QMP

Delete CMM 8-36.4 Sampling Hot Mix Asphalt and replace with the following to update subplot tonnages:

Sampling Hot Mix Asphalt

At the beginning of each day the contractor determines the anticipated tonnage to be produced. The frequency of sampling (minimum number of required tests for the day's anticipated production) is defined by the PWL QMP SPV. A test sample is obtained randomly from each subplot.

Example 1

Expected day's production is 2,400 tons. The number of required samples is determined based on this expected production (per PWL QMP SPV) and is determined by the random sample calculation.

Sample 1 – from 50 to 750 tons
Sample 2 – from 751 to 1500 tons
Sample 3 – from 1501 to 2250 tons
Sample 4 – from 2251 to 3000 tons

The approximate location of each sample within the prescribed sublots is determined by selecting random numbers using ASTM Method D-3665 or by using a calculator or computerized spreadsheet that has a random number generator. The random numbers selected are used in determining when a sample is to be taken and will be multiplied by the subplot tonnage. This number will then be added to the final tonnage of the previous subplot to yield the approximate cumulative tonnage of when each sample is to be taken.

To allow for plant start-up variability, the procedure calls for the first random sample to be taken at 50 tons or greater per production day (not intended to be taken in the first two truckloads). Random samples calculated for 0-50 ton should be taken in the next truck (51-75 ton).

Example 2

Required Sample	Sublot Sample Tonnage Range	Random No. ASTM D-3665	Sublot Sample Ton (Random No. x Sublot ton)	End of Previous. Range	Cumulative Sample Tonnage
1	50 - 750	0.572	RN x 750= 429	0	429
2	751 - 1500	0.353	RN x 750= 265	750	1015
3	1501 - 2250	0.656	RN x 750= 492	1500	1992
4	2251-3000	0.251	RN x 750= 188	2250	2438

This procedure is to be used for any number of samples per day.

If the day's production is less than the final randomly generated sample tonnage for that day, then the random sample is to be collected from the remaining portion of that subplot on a subsequent day of production. If the randomly generated sample is calculated to be within the first 0-50 tons of the subsequent day of production, it should be taken in the next truck. Add a random sample for any fraction of 750 tons at the end of the project. Lot size will consist of 3750 tons with sublots of 750 tons. Partial lots with less than three subplot tests shall be included into the previous lot.

It's intended that the plant operator not be advised ahead of time when samples are to be taken. If the plant operator is involved in recording a Pb (%AC) to match up with the mix sample tonnage, then notification need not be earlier than 60 minutes before the mix sample being taken.

If belt samples are used during troubleshooting, the blended aggregate will be obtained when the mixture production tonnage reaches approximately the sample tonnage. For plants with storage silos, this could be up to 60 minutes in advance of the mixture sample that's taken when the required tonnage is shipped from the plant.

Delete CMM 8-36.4.2.1 through 8-36.4.2.3 and replace with the following PWL (3-way) Split Sample Sizes

PWL (3-way) Split Sample Sizes

- Minimum sample sizes are referenced below and are guidance for meeting requirements for test completion.

Mixture NMAS	Sample Size
$\leq 12.5\text{mm}$ (1/2")	105 lb
19.0mm - 25.0mm (3/4" – 1")	150 lb
$\geq 37.5\text{mm}$ (1-1/2")	240 lb

- The total sample for larger NMAS (nominal maximum aggregate size) mixtures will be enough to provide the required minimum testing sample size as defined in Figure 3.

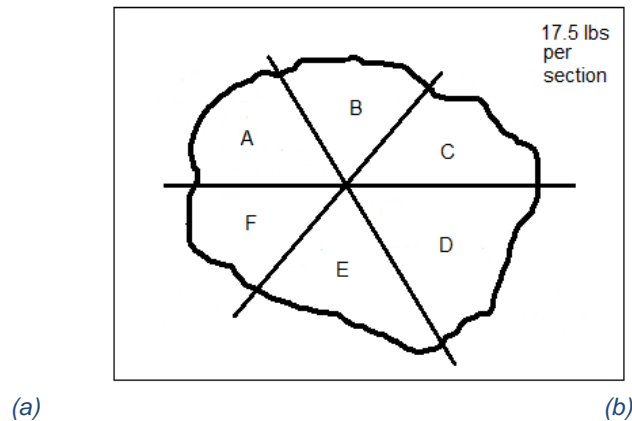
Delete 8-36.5.1.1 Step 1 and replace with the following Initial Splitting of Sample

Initial Splitting of Sample

For QC sample reduction the HMA sample in the containers is mixed and quartered. The quartering process should then proceed as follows:

- Collect the minimum sample size given in the *PWL Split Sample Size* section above. Split the sample into "Test" and "Retained" samples. Place entire sample on table, quickly re-mix and split to minimize temperature loss. Split the Test & Retained samples as shown on Figure 3. For 1/2" mixes start with at least a total of 105 lbs of HMA.

Figure 3 Superpave Sample for 105 lbs for three-way split for QC, QV, and retained samples



- ii. For a three-way split shown in Figure 3, *diagonal sections*, as indicated on the sketch, must be combined to form the QV sample (A+D), retained sample (B+E) and the QC test sample (C+F). The retained sample must be bagged, labeled, and stored in a safe dry place. The retained samples may be tested using the “rule of retained” (see “Definitions” section).
- iii. The QC & QV test samples are then further split for the specified tests. Continue the splitting process in *Further Reduction of Samples to Test Sizes* for the test materials until individual samples are in the oven.

Delete CMM 8-36.5.2 Use of Alternative Sampling / Quartering Devices (ex: Quartermaster) and replace with the following:

Use of Alternative Sampling / Quartering Devices (ex: Quartermaster)

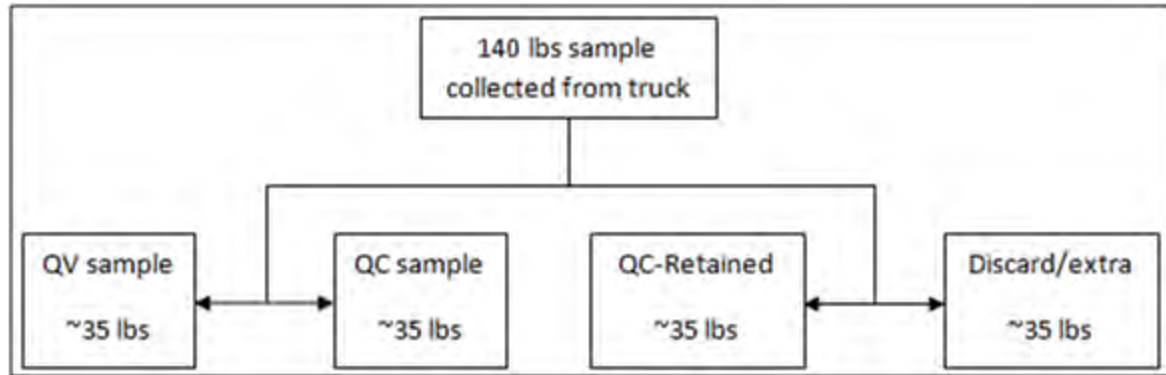
Use of other devices to assist in the sampling and splitting procedures may be used with approval of the department. The Quartermaster is one such device. A picture of a Quartermaster device is shown in Figure 6.

Figure 6 Quartermaster Quartering Device



Example 3

If a quartermaster is used to reduce a three-way split sample into the proper quantities, it is required to collect approximately 133% the minimum sample size shown in *PWL Split Sample Sizes* (e.g. 133% of 105 is approximately 140 lbs), use the selected device to split, and discard the extra quadrant of material.



Appendix A-TEST Methods & Sampling for PWL QMP HMA Pavements (20161215)

**ADDITIONAL SPECIAL PROVISION 1 (ASP 1)
FOR TRANSPORTATION ALLIANCE FOR NEW SOLUTIONS (TrANS)
PROGRAM EMPLOYMENT PLACEMENTS AND APPRENTICESHIPS**

The Safe, Accountable, Flexible, Efficient Transportation Equity Act: A Legacy for Users (SAFETEA-LU), Section 5204(e) – Surface Transportation Workforce Development Training and Education, provides for 100 percent Federal funding if the core program funds are used for training, education, or workforce development purposes, including “pipeline” activities. The core programs includes: Congestion Mitigation and Air Quality Improvement (CMAQ) Program, Highway Bridge Program (HBP), Interstate Maintenance (IM), National Highway System (NHS), and Surface Transportation Program (STP). These workforce development activities cover surface transportation workers, including OJT/SS programs for women and minorities as authorized in 23 U.S.C. §140(b).

TrANS is an employment program originally established in 1995 in Southeastern Wisconsin. Currently TrANS has expanded to include TrANS program locations to serve contractors in Southeast (Milwaukee and surrounding counties), Southcentral (Dane County and surrounding counties including Rock County), and most Northeastern Wisconsin counties from locations in Keshena, Rhinelander and surrounding far Northern areas. TrANS attempts to meet contractor’s needs in other geographic locations as possible. It is an industry driven plan of services to address the outreach, preparation, placement and retention of women, minorities and non-minorities as laborers and apprentices in the highway skilled trades. These candidate preparation and contractor coordination services are provided by community based organizations. For a list of the TrANS Coordinators contact the Disadvantaged Business Enterprise Office at (414) 438-4583 in Milwaukee or (608) 266-6961 in Madison. These services are provided to you at no cost.

I. BASIC CONCEPTS

Training reimbursements to employing contractors for new placements, rehires or promotions to apprentice of TrANS Program graduates will be made as follows:

- 1) **On-the-Job Training, Item ASP.1T0G, ASP 1 Graduate.** At the rate of \$5.00 per hour on federal aid projects when TrANS graduates are initially hired, or seasonally rehired, as unskilled laborers or the equivalent.

Eligibility and Duration: To the employing contractor, for up to 2000 hours from the point of initial hire as a TrANS program placement.

Contract Goal: To maintain the intent of the Equal Employment Opportunity program, it is a goal that 6 (number) TrANS Graduate(s) be utilized on this contract.

- 2) **On-the-Job Training, Item ASP.1T0A, ASP 1 Apprentice.** At the rate of \$5.00 per hour on federal aid projects at the point when an employee who came out of the TrANS Program is subsequently entered into an apprenticeship contract in an underutilized skilled trade (this will include the Skilled Laborer Apprenticeship when that standard is implemented).

Eligibility and Duration: To the employing contractor, for the length of time the TrANS graduate is in apprentice status.

Contract Goal: To maintain the intent of the Equal Employment Opportunity program, it is a goal that 3 (*number*) TrANS Apprentice(s) be utilized on this contract.

- 3) The maximum duration of reimbursement is two years as a TrANS graduate plus time in apprentice status.
- 4) If a TrANS program is not available in the contractor's area and another training program is utilized, payment of On-the-Job Training hours may be approved by the Wisconsin Department of Transportation (WisDOT) if the training program meets the established acceptance criteria. Only On-the-Job Training Hours accumulated after WisDOT approval will be reimbursed as specified under Items ASP.1T0G and ASP.1T0A. For more information, contact the Disadvantaged Business Enterprise Office at the phone numbers listed above.
- 5) WisDOT reserves the right to deny payments under items ASP.1T0G and ASP.1T0A if the contractor either fails to provide training or there is evidence of a lack of good faith in meeting the requirements of this training special provision.

I. RATIONALE AND SPECIAL NOTE

The \$5.00 per hour now being paid for TrANS placements is intended to cover the duration of two years to allow for reaching entry-level laborer status. An additional incentive, the \$5.00 rate, would promote movement into the underutilized skilled trades' apprenticeships and applies until the individual completes their apprenticeship. These incentives benefit TrANS candidates by giving them a better opportunity to enter a skilled trade; benefits contractors who will be assisted in meeting their EEO profiles and goals; and benefits the public who will see the program reinforce larger public-private employment reform in Wisconsin. The pool of TrANS graduates was created for the purpose of addressing underutilization in the skilled trades, an objective that is further reinforced by a parallel retention pilot program, known as the Companywide Reporting. *Whether or not reimbursement is involved, the WisDOT reassures contractors who are in the Companywide Program that TrANS placements still contribute toward fulfilling the new hire goal of 50% women and minorities.* Based on data administered by United States Department of Labor (US DOL), the highway skilled trades remain underutilized for women statewide (less than 6.9%); and for minorities in all counties (% varies by county).

NOTE: *Unless using other advancement strategies, contractors are encouraged to use some or all of this monetary incentive to offset the cut in hourly wages an individual may incur when entering an apprenticeship if the full general laborer hourly rate has been previously paid. No special accounting measures are required.*

II. IMPLEMENTATION

The implementation of ASP 1 is intended to cover only the amount of time it takes for underutilization to be resolved across the trades. This will be measured annually at the county and/or state levels using data administered by WisDWD in relation to goals set by the USDOL-

OFCCP. With appropriate state and federal approvals, we may also do some measurement at the company level.

It is the contractor's responsibility to note on their Certified Payrolls if their employee is a TrANS graduate or a TrANS apprentice. The District EEO Coordinators utilize the information on the Certified Payrolls to track the hours accumulated by TrANS Graduates and TrANS apprentices on WisDOT contracts. Payment under this ASP 1 is made based on the hours recorded off of the Certified Payrolls. Tracking may eventually include improved linkages with the WisDWD apprentice database, information from company and committee level sources.

TrANS is nondiscriminatory by regulation, and is a tool for optional use by contractors to address the underutilization of women and minorities as laborers and apprentices in our industry's skilled trades.

IV. TRANS TRAINING

As part of the contractor's equal employment opportunity affirmative action program, training shall be provided to employees enrolled in apprenticeship and on-the-job training programs as follows:

The contractor shall provide on-the-job training aimed at developing full journey workers in the type of trade or job classifications involved. In the event the contractor subcontracts a portion of the contract work, the contractor shall determine how many, if any, of the trainees are to be trained by the subcontractor provided, however, that the contractor shall retain the primary responsibility for meeting the training requirements imposed by this special provision. The contractor shall also insure that this training special provision is made applicable to such subcontract.

Training and upgrading of minorities and women toward journey workers status is a primary objective of this training special provision. Accordingly, the contractor shall make every effort to enroll minority trainees and women (e.g., by conducting systematic and direct recruitment through public and private sources likely to yield minority trainees and women trainees); to the extent such persons are available within a reasonable area of recruitment. The contractor will be given an opportunity and will be responsible for demonstrating the steps that they have taken in pursuance thereof, prior to determination as to whether the contractor is in compliance with this training special provision. This training commitment is not intended, and shall not be used, to discriminate against any applicant for training, whether a member of a minority group or not.

No employee shall be employed as a trainee in any classification in which they have successfully completed a training course leading to journey workers status or in which they have been employed as a journey worker. The contractor should satisfy this requirement by including appropriate questions in the employee application or by other suitable means. Regardless of the method used, the contractor's records should document the findings in each case.

V. APPRENTICESHIP TRAINING

The Federal Highway Administration's (FHWA) policy is to require full use of all available training and skill improvement opportunities to assure increased participation of minority groups, disadvantaged persons and women in all phases of the highway construction industry. The FHWA On-the-Job Training (OJT) Program requires the State transportation agencies (STAs) to establish apprenticeships and training programs targeted to move women, minorities, and disadvantaged individuals into journey-level positions to ensure that a competent workforce is available to meet highway construction hiring needs, and to address the historical underrepresentation of members of these groups in highway construction skilled crafts.

The OJT Supportive Services (OJT/SS) Program was established in Title 23 Code of Federal Regulations (CFR), Part 230) to supplement the OJT program and support STA training programs by providing services to highway construction contractors and assistance to highway construction apprentices and trainees. The primary objectives of OJT/SS are:

- (1) To increase the overall effectiveness of the State highway agencies' approved training programs.
- (2) To seek other ways to increase the training opportunities for women, minorities, and disadvantaged individuals.

The STAs are responsible for establishing procedures, subject to the availability of Surface Transportation and Bridge Funds under 23 U.S.C. §140(b) (Nondiscrimination), for the provision of supportive services with respect to training programs approved under 23 CFR, Part 230(a) (Equal Employment Opportunity on Federal and Federal-aid Construction Contracts – including Supportive Services).

The contractor and subcontractor shall maintain records to demonstrate compliance with these apprenticeship requirements. Reasonable exemptions and modifications to and from any or all of these requirements will be determined by the Wisconsin Department of Transportation-Civil Rights Office. A request for an exemption or modification, with justification, shall be made in writing, addressed to WisDOT Civil Rights Office, 4802 Sheboygan Avenue, P.O. Box 7965, Rm. 451, Madison, WI 53707.

ADDITIONAL SPECIAL PROVISION 3

DISADVANTAGED BUSINESS ENTERPRISE [DBE] PROGRAM IMPLEMENTATION

1. Description

- a. The federal DBE program requirements outlined in the Code of Federal Regulations at 49 CFR Part 26 apply to this Wisconsin Department of Transportation contract. WisDOT is a recipient of federal funds and this contract includes federal funds. United States Department of Transportation Federal DBE Program requires the following provisions:
 - (1) Pursuant to the federal DBE program regulation at 49 CFR Part 26, a contractor's failure to comply with any provision of the DBE regulations will be considered a material breach of contract. This is non-negotiable. If a contractor fails to carry out the DBE program and Title VI nondiscrimination requirements of its contracts, the following sanctions will be assessed depending upon the facts, reasoning, severity and remedial efforts of the contractor: termination of contract, withholding payment, assessment of monetary sanctions, assessment of liquidated damages and/or suspension/debarment proceedings that may result in the disqualification of the contractor from bidding for a designated period of time.
 - (2) The contractor shall utilize the specific DBEs listed to perform the work and supply the materials for which each is listed unless the contractor obtains the federal fund recipient's [DOT] written consent. Unless [WisDOT] consent is provided, the contractor shall not be entitled to any payment for work or material unless it is performed or supplied by the listed DBE.
- b. The Wisconsin Department of Transportation [WisDOT] is committed to the compliant administration of the DBE Program. Each WisDOT Secretary affirms this commitment with his/her signed assurance.
<http://wisconsindot.gov/Documents/doing-bus/civil-rights/dbe/policy-statement.pdf>
 - (1) The department encourages the contractor to assist and develop DBE firms to become fully knowledgeable contractors to successfully perform on its contracts. Under the contract, the contractor agrees to provide the assistance to participating DBE's in the following areas:
 - i. Produce accurate and complete quotes.
 - ii. Understand highway plans applicable to their work.
 - iii. Understand specifications and contract requirements applicable to their work.
 - iv. Understand contracting reporting requirements.
 - (2) Wisconsin DOT identifies the assigned DBE goal in its contract advertisements and posts the contract DBE goal on the cover of the bidding proposal. The contractor can meet the assigned, specified contract DBE goal by subcontracting work to a DBE or by procuring services or materials from a DBE. The department calculates the DBE participation as the dollar value of DBE participation included in the bid expressed as a percentage of the total contract bid amount.
 - (3) For more comprehensive information on the disadvantaged business program, visit the department's Civil Rights and Compliance Section website at:
<http://wisconsindot.gov/Pages/doing-bus/civil-rights/dbe/default.aspx>

2. Definitions

Interpret these terms, used throughout this additional special provision, as follows:

- a. **Bid Percentage:** The DBE percentage indicated in the bidding proposal at the time of bid.
- b. **DBE:** A small business certified as disadvantaged business enterprise (DBE) under the federal DBE program and included on the Wisconsin UCP DBE Directory deemed ready, willing and able.
- c. **DBE goal:** The amount of DBE participation expected in the contract as shown on the cover of the Highway Work Proposal.
- d. **Manufacturer:** A firm that operates or maintains a factory or establishment that produces, on the premises, the materials, supplies, articles, or equipment required under the contract.
- e. **Supplier:** A firm that owns, operates, or maintains a store, warehouse, or other establishment in which the materials, supplies, articles or equipment required under the contract are bought, kept in stock, and regularly sold or leased to the public.
- f. **Voluntary Achievement:** The amount of DBE participation achieved and reported in the contract in excess of the assigned goal.

3. DBE Percentage Required at Bid Submission

Indicate the bid percentage (i.e. 0% through 100%) of DBE participation on the completed bidding proposal. For electronic submittals, show the percentage in the miscellaneous data folder, Item 3, DBE Percent. For paper submittals, show the percentage on the sheet included after the schedule of items. By submission of the bid, the bidder contractually commits to DBE participation at or above the bid percentage, or certifies that they have utilized comprehensive good faith efforts to solicit and utilize DBE firms to meet the DBE participation requirements of this contract proposal, and that the bid percentage is reflective of these good faith efforts. The bid percentage should demonstrate the efforts of the prime contractor prior to bid. If the bidder does not indicate the bid percentage of DBE participation on the completed bidding proposal, the department will consider the bid irregular and may reject the bid.

4. WisDOT Interpretation of Federal DBE Program Provision

Prime contractors must utilize the specific DBEs listed to perform the work and/or supply the materials for which each is listed on the Commitment to Subcontract to DBE Form [DT1506] and approved by WisDOT's DBE office to execute its contract. The approved Commitment to Subcontract to DBE Form [DT1506] becomes a contract document/record.

a. Department's DBE Evaluation Process

WisDOT evaluates DBE using the Commitment to Subcontract to DBE, payments to subcontractors and contract documentation. The prime contractor shall list the specific DBE certified firms and items of work s/he intends to use toward the fulfillment of the assigned DBE contract goal. The prime contractor receives DBE credit for payments made to the DBE firms performing the work listed on the approved Form DT1506.

b. Documentation Submittal

The contractor is to identify, by name, the DBE firms whose utilization is intended to satisfy this provision, the items of work of the DBE subcontract or supply agreement and the dollar value of those items of work by completing the Commitment to Subcontract to DBE Form [DT1506]. Effective January 1, 2017, the contractor will be required to submit the documentation within 5 business days after bid opening. All necessary supporting documentation including Attachment 'A' forms and/or Good Faith Efforts Form

[DT1202] must be submitted no later than 2 business days from contractor's initial submission of the DT 1506. The contractor must provide a signed Attachment 'A' form to the DBE office within the time limit in order to receive authorization for contract execution; the DBE office reserves the right accept alternate documentation in lieu of the signed form in extenuating circumstances. Documentation must be submitted to the DBE Office by email at DBE_Alert@dot.wi.gov (DBE_Alert@dot.wi.gov) or by postal mail ATTN: DBE Office, PO Box 7965, Madison, WI 53707-7965.

(1) **Bidder Meets DBE Goal**

If the bidder indicates that the contract DBE goal is met, after award and before execution, the department will evaluate the Commitment to Subcontract to DBE Form DT1506 and attachment A(s) to verify the actual DBE percentage calculation. If the DBE commitment is verified, the contract is eligible for execution with respect to the DBE commitment.

(2) **Bidder Does Not Meet DBE Goal**

- i. If the bidder indicates a bid percentage on the Commitment to Subcontract to DBE Form [DT1506] that does not meet the contract DBE goal, the bidder must submit a Good Faith Efforts Form [DT1202] and supporting documentation. After award and before execution, the department will evaluate the bidder's DBE commitment and consider the bidder's good faith efforts submission.
- ii. The department will evaluate the bidder's good faith effort request and notify the bidder of one of the following:
 - (a) If the department grants a good faith efforts, the bid is eligible for contract execution with respect to DBE commitment.
 - (b) If the department rejects the good faith efforts request, the department may declare the bid ineligible for execution. The department will provide a written explanation of why the good faith efforts request was rejected. The bidder may appeal the department's rejection as allowed under 7 a. & b.

c. **Bidder Fails to Submit Documentation**

If the contractor fails to furnish the Commitment to Subcontract to DBE Form [DT1506] within the specified time, the department may cancel the award. Delay in fulfilling this requirement is not a cause for extension of the contract time and shall not be used as a tool to delay execution.

5. Department's Criteria for Good Faith Effort

Appendix A of 49 CFR Part 26, is the guiding regulation concerning good faith efforts. However, the federal regulations do not explicitly define "good faith" but states that bidder must actively and aggressively attempt to meet the goal. The federal regulations are general and do not include every factor or effort that can be considered. As a result, each state must establish its own processes and consider the factors established in its own practices to create a process for making a determination of adequate good faith. WisDOT evaluates good faith on a contract basis just as each contract award is evaluated individually.

The department will only approve a contractor's good faith efforts if the bidder has made the effort, given the relevant circumstances under the contract that a bidder actively and aggressively seeking to meet the goal would make. The department will evaluate the bidder's good faith effort to determine whether a good faith efforts will be granted. The bidder must demonstrate, on the DT1202 that they have aggressively solicited DBE participation in an attempt to meet the contract DBE goal and attaining the stated DBE goal is not feasible.

- a. The department, in conjunction with industry stakeholders, has developed the following guidance for contractor good faith effort. The guidance and the attached appendices provide a framework for the actions required by all parties in the processing and evaluation of bidder's total efforts to achieve the project specific DBE goal prior to the bid letting date.

b. Prime Contractors should:

- (1) Document all efforts and decisions made toward achieving the DBE goal on the contract. The bidder should use the Civil Rights & Compliance System [CRCS] and related WisDOT- approved DBE outreach tools, including the Bid Express Small Business Network, to foster DBE participation on all applicable contracts.
- (2) Prime contractors may request assistance with DBE outreach and follow-up by contacting the department's DBE Support Services Office by phone or email request at least 14 days prior to the bid letting date. Requesting assistance with outreach is not a decisive factor in the review Good faith effort evaluation. Phone numbers are 414-438-4584 and/or 414-659-0487; Fax: 414-438-5392; E-mail: DOTDBESupportServices@dot.wi.gov.
- (3) Request quotes by identifying potential items to subcontract and solicit. Prime contractors are strongly encouraged to include in their initial contacts a single page including a detailed list of items for which they are accepting quotes, by project, within a letting. *See attached sample entitled "Sample Contractor Solicitation Letter" in Appendix A.* Prime contractors should also indicate a willingness to accept quotes in areas they are planning to perform themselves, as required by federal rules. In some cases, it might be appropriate to use DBE's to do work in a prime contractor's area of specialization.
 - i. Solicit quotes from certified DBE firms who match 'possible items to subcontract' using all reasonable and available means. Additionally, forward copies of solicitations highlighting the work areas for which you are seeking quotes to DOTDBESupportServices@dot.wi.gov.
 - ii. SBN is the preferred outreach tool. <https://www.bidx.com/wi/main>. Other acceptable means include postal mail, email, fax, phone call.
 - (a) Primes must ask DBE firms for a response in their solicitations. See *Sample Contractors Solicitation Letter* in Appendix. This letter can be included as an attachment to the SBN sub-quote request.
 - (b) Solicit quotes at least 10 calendar days prior to the letting date, at least two Fridays before the letting, to allow DBE firms sufficient time to respond. Prime contractors should contact DBE firms early, asking if they need help organizing their quote, assistance confirming equipment needs, or other assistance supporting their submission of a competitive quote for their services.
 - (c) Second solicitation should take place within 5 calendar days. Email and SBN are the preferred delivery of the follow-up solicitation.
 - iii. Upon request, provide interested DBE firms with adequate information about plans, specifications and the requirements of the contract by letter, information session, email, phone call and/or referral.
 - iv. When potential exists, the contractor should advise interested DBE firms on how to obtain bonding, line of credit or insurance if requested.
 - v. Document DBE firm's interest in quoting by taking appropriate steps to follow up initial solicitation with:
 - (a) Email to all prospective DBE firms in relevant work areas.
 - (b) Phone call log to DBE firms who express interest via written response or call.
 - (c) Fax/letter confirmation
 - (d) Signed copy of Bid Express SBN Record of Subcontractor Outreach Effort.

c. Evaluate DBE quotes Documentation is critical if a prime does not utilize the DBE firm's quote for any reason.

- (1) Evaluate DBE firm's capability to perform 'possible items to subcontract' using legitimate reasons, including but not limited to, **a discussion with the DBE firm** regarding its capabilities prior to the bid letting. If lack of capacity is your reason for not utilizing the DBE quote, you are required to contact the DBE by phone and email regarding their ability to perform the work indicated in the UCP directory listed as their work area by NAICS code. Only the work area and/or NAICS code listed in the UCP directory can be counted toward DBE credit. Documentation of the conversation is required.
- (2) In striving to meet an assigned DBE contract goal, prime contractors are expected to use DBE quotes that are responsive and reasonable. This includes DBE quotes that are not the low quote.

- (3) **Special Circumstance** - Evaluation of DBE quotes with tied bid items. "Tied quotes are the condition in which a subcontractor submits quotes including multiple areas of expertise across multiple work areas noting that the items and price are tied. Typically this type of quoting represents a cost saving to the prime but is not clearly stated as a discount; tied quotes are usually presented as 'all or none' quote to the prime." When non-DBE subcontractors submit tied bid items in their quotes to the prime, the DBE firms' quote may seem not competitive. In such a case, the following steps are taken in comparing the relevant quotes. These are qualitative examples.
- i. Compare bid items common to both quotes, noting the reasonableness in the price comparison.
 - ii. Review quotes from other firms for the bid items not quoted by the DBE firm to see if combining both can provide the same competitive advantage that the tied bid items offered.
- d. Immediately after notification of contract award, the prime submits all **'Commitment to Subcontract'** forms to the DBE Office. Prime contractor has 5 days to submit the completed form for the DBE firms it intends to use on the contract for DBE credit. If the goal is not met in full, the prime contractor must provide the following information along with WisDOT form DT1202: Certificate of Good Faith Efforts.
- (1) The names, addresses, e-mail addresses, telephone numbers of DBE's contacted. The dates of both initial and follow-up contact.
 - (2) A description of information provided to the DBE's regarding the plans, specifications, and estimated quantities for portions of the work to be performed by that DBE.
 - (3) Photocopies or electronic copies of all written solicitations to DBE's. A printed copy of SBN solicitation is acceptable.
 - (4) Documentation of each quote received from a DBE and, if rejected, the reason for that rejection.
 - (5) Bidder attendance at any pre-solicitation or pre-bid meetings the department held to inform DBE's of participation opportunities available on the project.

The prime contractor must obtain written consent from the DBE Office to change or replace any DBE firm listed on the approved Commitment to Subcontract to DBE Form [DT1506]. If the prime contractor utilizes another contractor, including the use of its own workforce, to perform the work assigned to a DBE on the approved DT1506, the prime contractor will not be entitled to payment for that work. Any changes to DBE after the approval of the DT1506 must be reviewed and approved by the DBE office prior to the change.

6. Use of Joint Checks

The use of joint checks is allowable if it is a commonly recognized business practice in the material industry. A joint check is defined as a two-party check between a DBE, a prime contractor and the regular dealer of materials supplier who is neither the prime nor an affiliate of the prime. Typically, the prime contractor issues one check as payor to the DBE subcontractor and to the supplier jointly (to guarantee payment to the supplier) as payment for the material/supplies used by the DBE in cases where the prime has submitted the DBE and material for DBE credit. The DBE subcontractor gains the opportunity to establish a direct contracting relationship with the supplier to potentially facilitate a business rapport that results in a line of credit or increased partnering opportunities.

The cost of material and supplies purchased by the DBE is part of the value of work performed by the DBE to be counted toward the goal. To receive credit, the DBE must be responsible for negotiating price, determining quality and quantity, ordering the materials, and installing (where applicable) and "paying for the material itself." See 49 CFR 26.55(c)(1).

The approval to use joint checks constitutes a commitment to provide further information to WisDOT, upon request by staff. WisDOT will allow the use of joint checks when the following conditions are met:

- a. The Prime must request permission to use joint checks from the DBE Office by submitting the Application to Use Joint Checks.
 - (1) Request should be made when the DBE Commitment form or Request to Sublet is submitted; the request will not be considered if submitted after the DBE Subcontractor starts its work.
 - (2) Approval/Permission must be granted prior to the issuance of any joint checks.
 - (3) The payment schedule for the supplier must be presented to the DBE office before the first check is issued.
 - (4) The joint check for supplies must be strictly for the cost of supplies.
- b. DBE subcontractor is responsible to furnish and/or install the material/work item. The DBE subcontractor shall not be an 'extra participant' in the transaction; the DBE's role in the transaction cannot be limited solely to signing the check(s) to release payment to the material supplier. At a minimum, the DBE subcontractor's tasks should include the following.
 - (1) The DBE subcontractor (not the prime/payor) negotiates the quantities, price and delivery of materials;
 - (2) The DBE subcontractor consents to sign/release the check to the supplier by signing the Application to Use Joint Checks after establishing the conditions and documentation of payment within the subcontract terms or in a separate written document.
- c. The Prime contractor/payor acts solely as a guarantor,
 - (1) The prime agrees to furnish the check used for the payment of materials/supplies under the contract.
 - (2) The prime contractor/payor cannot require the subcontractor to use a specific supplier or the prime contractors negotiated unit price.

7. Bidder's Appeal Process

- a. A bidder can appeal the department's decision to deny the bidder's good faith effort submission. The bidder must provide written documentation refuting the specific reasons for rejection as stated in the department's rejection notice. The bidder may meet in person with the department if so requested. Failure to appeal within 7 calendar days after receiving the department's written denial notice of a good faith effort evaluation constitutes a forfeiture of the bidder's right of appeal. A contract cannot be executed without documentation that the DBE provisions have been fulfilled.
- b. The department will appoint a representative, who did not participate in the original determination, to assess the bidder's appeal. The department will issue a written decision within 5 calendar days after the bidder presents all written and oral testimony. In that written decision, the department will explain the basis for finding that the bidder did or did not meet the contract DBE goal or make an adequate good faith effort to meet the contract DBE goal. The department's decision is final. If the department finds that the bidder did not meet the contract DBE goal or did not make adequate efforts to meet the DBE goal, the department may declare the bid ineligible for execution.

8. Department's Criteria for DBE Participation

Directory of DBE firms

- a. The only resource for DBE certified firms certified in the state of Wisconsin is the Wisconsin Unified Certification Program [UCP] DBE List. Wisconsin Department of Transportation maintains a current list of certified DBE firms titled Wisconsin UCP DBE Directory on the website at:
<http://wisconsin.gov/Documents/doing-bus/civil-rights/dbe/dbe-ucp-directory.xlsx>
- b. The DBE office is also available to assist at 414-438-4583 or 608-267-3849.

9. Counting DBE Participation

Assessing DBE Work

- a. The department will only count the DBE usage towards the contract DBE goal if the DBE firm is certified as a DBE by one of the unified certification program agencies. If a firm becomes DBE certified before entering into a subcontract, the department may consider that DBE usage towards the contract goal. The department only counts the value of the work a DBE actually performs towards the DBE goal. The department assesses the DBE work as follows:
- b. The department counts work performed by the DBE's own resources. The department includes the cost of materials and supplies the DBE obtains for the work. The department also includes the cost of equipment the DBE leases for the work. The department will not include the cost of materials, supplies, or equipment the DBE purchases or leases from the prime contractor or its affiliate, except the department will count non-project specific leases the DBE has in place before the work is advertised.
- c. The department counts fees and commissions the DBE charges for providing a bona fide professional, technical, consultant, or managerial services. The department also counts fees and commissions the DBE charges for providing bonds or insurance. The department will only count costs the engineer deems reasonable based on experience or prevailing market rates.
- d. If a DBE subcontracts work, the department counts the value of the subcontracted work only if the DBE's subcontractor is also a DBE.
- e. The contractor shall maintain records and may be required to furnish periodic reports documenting its performance under this item.
- f. It is the prime contractor's responsibility to determine whether the work that is committed and/or contracted to a DBE certified firm can be counted for DBE credit by referencing the work type and NAICS code listed for the DBE firm on the Wisconsin UCP DBE Directory.
- g. It is the prime contractor's responsibility to assess the DBE firm's ability to perform the work for which s/he is committing/contracting the DBE to do. Note that the department encourages the prime contractor to assist and develop DBE firms to become fully knowledgeable contractors to successfully perform on its contracts.

10. Commercially Useful Function

- a. Commercially useful function is evaluated after the contract has been executed, while the DBE certified firm is performing its work items. A DBE performs a commercially useful function when it is responsible for execution of the work of the contract and is carrying out its responsibilities by actually performing, managing, and supervising the work involved.
- b. The department uses Form DT1011: DBE Commercially Useful Function Review and Certification to evaluate whether the DBE is performing a commercially useful function. WisDOT counts expenditures of a DBE toward the DBE goal only if the DBE is performing a commercially useful function on that contract.
- c. A DBE is performing a commercially useful function if the following conditions are met:
 - (1) For contract work, the DBE is responsible for executing a distinct portion of the contract work and it is carrying out its responsibilities by actually performing, managing, and supervising that work.
 - (2) For materials and supplies, the DBE is responsible for negotiating price, determining quality and quantity, ordering, and paying for those materials and supplies.

11. Credit Evaluation for Trucking

All bidders are expected to adhere to the department's current trucking policy posted on the HCCI website at <http://wisconsindot.gov/Documents/doing-bus/civil-rights/dbe/trucking-utilization-policy.pdf>

12. Credit Evaluation for Manufacturers, Suppliers, Brokers

The department will calculate the amount of DBE credit awarded to a prime using a DBE firm for the provisions of materials and supplies on a contract-by-contract basis. The department will count the material and supplies that a DBE provides under the contract for DBE credit based on whether the DBE is a manufacturer, supplier or broker. Generally, DBE crediting measures and evaluates the DBE owner's role, responsibility and contribution to the transaction: maximum DBE credit when the DBE manufactures materials or supplies; DBE credit decreases when the DBE solely supplies material and minimal credit is allotted when the DBE's role is administrative or transactional.

It is the bidder's responsibility to find out if the DBE is considered a supplier or a manufacturer before listing them on Commitment to Subcontract to DBE form DT1506.

a. Manufacturers

- (1) A manufacturer is a firm that operates or maintains a factory or establishment that produces, on the premises, the materials, supplies, articles, or equipment required under the contract and of the general character described by the specifications.
- (2) If the materials or supplies are obtained from a DBE manufacturer, count **100%** percent of the cost of the materials or supplies toward DBE goals.

b. Regular Dealers of Material and/or Supplies

- (1) A regular dealer is a firm that owns, operates, or maintains a store, warehouse, or other establishment in which the materials, supplies, articles or equipment of the general character described by the specifications and required under the contract are bought, kept in stock, and regularly sold or leased to the public in the usual course of business.
- (2) If the materials or supplies are purchased from a DBE regular dealer, count **60%** percent of the cost of the materials or supplies toward DBE goals.
- (3) At a minimum, a regular dealer must meet the following criteria to be counted for DBE credit:
 - i. The DBE firm must be an established, regular business that engages, as its principal business and under its own name, in the purchase and sale or lease of the products in question.
 - ii. The DBE firm must both own and operate distribution equipment for the product--bulk items such as petroleum products, steel, cement, gravel, stone, or asphalt. If some of the distribution equipment is leased, the lease agreement must accompany the DBE Commitment form for evaluation of the dealer's control before the DBE office approves the DBE credit.

c. Brokers, Transaction Expeditors, Packagers, Manufacturers Representatives

- (1) No portion of the cost of the materials, supplies, services themselves will count for DBE credit; however, WisDOT will evaluate the fees or commissions charged when a prime purchases materials, supplies or services from a DBE certified firm which is neither a manufacturer nor a regular dealer, namely: brokers, packagers, manufacturers' representatives or other persons who arrange or expedite transactions.
- (2) Brokerage fees have historically been calculated as **10%** of the purchase amount.
- (3) WisDOT may count the amount of fees or commissions charged for assistance in the procurement of the materials and supplies, or fees or transportation charges for the delivery of materials or supplies required on a job site.
- (4) The evaluation will review the contract need for the item/service, review the sub-contract or invoice for the item/service, compare the fees customarily allowed for similar services to determine whether they are reasonable.

When DBE suppliers are contracted, additional documentation must accompany the DT1506 and Attachment 'A' forms. An invoice or bill-of-sale that includes the company names of the bidder and the DBE supplier and documentation of the calculations used as the basis for the purchase agreement, subcontract or invoice.

WisDOT recognizes that the amount on the Attachment 'A' form may be more or less than the amount on the invoice. Please respond to the following questions and submit with your DBE Commitment Form.

1. What is the product or material?
2. Is this item in the prime's inventory or was the item purchased when contract was awarded?
3. Which contract line items were referenced to develop this quote?
4. What is the amount of material or product used on the project?

13. Credit Evaluation for DBE Primes

Wisconsin DOT calculates DBE credit based on the amount and type of work performed by DBE certified firms. If the prime contractor is a DBE certified firm, the department will only count the work that DBE prime contractor performs with its own forces for DBE credit. We will also calculate DBE credit for the work performed by any other DBE certified subcontractor, DBE certified supplier, DBE certified manufacturer on that contract in that DBE's approved work areas/NAICS code. Crediting for manufacturers and suppliers is calculated consistent with paragraph 12 of this document and 49 CFR Part 26.

14. Joint Venture

If a DBE performs as a participant in a joint venture, the department will only count that portion of the total dollar value of the contract equal to that portion of the work that the DBE performs with its own forces for DBE credit.

15. Mentor Protégé

- a. If a DBE performs as a participant in a mentor protégé agreement, the department will count for credit the portion of the work performed by the DBE protégé firm.
- b. DBE credit will be evaluated and confirmed by the DBE Office for any contracts on which the mentor protégé team identifies itself to the DBE Office as a current participant of the Mentor Protégé Program.
- c. Refer to WisDOT's Mentor Protégé guidelines for guidance on the number of contracts and amount of DBE credit that can be counted on any WisDOT project.

16. DBE Replacement or Termination

Contractual Requirement

The contractor shall utilize the specific DBEs listed to perform the work and supply the materials for which each is listed unless the contractor obtains written consent from the Department's DBE Office. If the Department does not provide consent to replace or terminate a DBE firm, the prime contractor shall not be entitled to any payment for work or material unless it is performed or supplied by the listed DBE.

Contractor Considerations

- a. A prime contractor cannot terminate and/or replace a DBE subcontractor listed on the approved Commitment to Subcontract to DBE Form [DT1506] without prior written consent from the DBE Office. This includes, but is not limited to, instances in which a prime contractor seeks to perform work originally designated for a DBE subcontractor with its own forces or those of an affiliate, a non-DBE firm, or with another DBE firm.

- b. If a prime contractor feels it is necessary to replace or terminate a DBE firm that has been approved for DBE credit toward its contract, s/he will be required to provide reasons and documentation to support why the prime cannot fulfill the contractual commitment that it made to the Department regarding the DBE utilization.
- c. Prime contractor is required to make affirmative efforts to find another DBE subcontractor to perform at least the same amount of work under the contract as the DBE that was terminated, to the extent needed to meet the assigned DBE contract goal.
- d. In circumstances when a DBE subcontractor fails to complete its work on the contract for any reason or is terminated from a contract, the prime contractor is expected to make affirmative efforts to maintain its commitment to the assigned DBE goal.
- e. The DBE firm should communicate with the prime contractor regarding its schedule and capacity in the context of the contract. If the DBE anticipates that it cannot fulfill its subcontract, s/he shall advise the prime contractor and suggest a DBE that may replace their services or provide written consent to be released from its subcontract.
 - (1) Before the prime contractor can request to terminate or substitute a DBE firm; s/he must:
 - i. Make every effort to fulfill the DBE commitment by working with the listed DBE to ensure that they are fully knowledgeable of your expectations for successful performance on the contract. Document these efforts in writing.
 - ii. If those efforts fail, provide written notice to the DBE subcontractor of your *intent* to request to terminate and/or replace the firm including the reason(s) you want to pursue this action.
 - iii. Copy the DBE Office on all correspondence related to changing a DBE firm who has been approved for DBE credit on a contract including the preparation and coordination efforts with the DBE on the contract.
 - iv. Clearly state the amount of time the DBE firm has to remedy and/or respond to your notice of intent to replace/terminate their firm from the contract. The DBE shall be allowed five days to respond, in writing. **EXCEPTION:** The prime contractor must provide a verifiable reason for a response period shorter than five days. For example a WisDOT project manager must verify that waiting 5 days for a DBE performing traffic control work to respond would affect the public safety.
 - v. The DBE subcontractor must forward a written response to the prime contractor and copy the DBE Office. The written response must outline why it objects to the proposed termination of its subcontract and list the reasons that WisDOT should not approve the request for their firm to be replaced or removed from the contract.

The Request to Replace or Terminate a DBE

The prime contractor must provide a written request to replace or terminate a DBE firm that has been approved for DBE credit on a WisDOT contract. The written request can be an email or printed document delivered by email or fax; at minimum, the request must contain the following:

1. Contract ID number.
2. Wisconsin DOT Contract Project Manager name and contact information.
3. DBE name and work type and/or NAICS code.
4. Contract's progress schedule.
5. Reason(s) for requesting that the DBE be replaced or terminated.
6. Attach/include all communication with the DBE to deploy/address/resolve work completion,

WisDOT will review your request and any supporting documentation that you submit to evaluate whether the circumstance and the reasons constitute a good cause for replacing or terminating the DBE that was approved for DBE credit on that contract.

Examples of Good Causes to Replace a DBE according to the federal DBE program guidelines {49 CFR part 26.53}

- The listed DBE subcontractor fails or refuses to execute a written contract.
- The listed DBE subcontractor fails or refuses to perform the work of its subcontract in a way consistent with normal industry standards. Provided, however, that good cause does not exist if the failure or refusal of the DBE subcontractor to perform its work on the subcontract results from the bad faith or discriminatory action of the prime contractor.
- The listed DBE subcontractor fails or refuses to meet the prime contractor's reasonable, nondiscriminatory bond requirements.
- The listed DBE subcontractor becomes bankrupt, insolvent, or exhibits credit unworthiness.
- The listed DBE subcontractor is ineligible to work on public works projects because of suspension and debarment proceedings pursuant 2 CFR Parts 180, 215 and 1,200 or applicable state law.
- You have determined that the listed DBE subcontractor is not a responsible contractor.
- The listed DBE subcontractor voluntarily withdraws from the project and provides to you written notice of its withdrawal.
- The listed DBE is ineligible to receive DBE credit for the type of work required.
- A DBE owner dies or becomes disabled with the result that the listed DBE contractor is unable to complete its work on the contract.

Evaluation and Response to the Request

If WisDOT determines that your reasons comply with the good cause standards; the DBE office will send the prime contractor and the WisDOT project manager an email stating that we concur with the reasons and approve the replacement or termination.

If WisDOT determines that your reasons do not comply with the good cause standards of the federal DBE program, the DBE Office will send the prime contractor an email that includes *the requirement* to utilize the committed DBE, *remedial actions* to support the completion of the contractual commitment, a list of available WisDOT support services *and administrative remedies that may be invoked* for failure to comply with federal DBE guidelines for DBE replacement.

The Wisconsin Department of transportation contact for all actions related to replacing a DBE is the DBE Program Chief and/or the DBE Program Engineer which can be reached at DBE_Alert@dot.wi.gov or by calling 608-267-3849.

17. DBE Utilization beyond the approved DBE Commitment Form DT1506

If the Prime/subcontractor increases the scope of work for a participating DBE or adds a DBE subcontractor that was not on the approved Form DT1506 at any time after contract award, s/he should follow these steps so that the participation can be accurately credited toward the DBE goal.

- a. Send an email to the DBE Engineer at DBE_Alert@dot.wi.gov describing the work to be performed by the new DBE including the proposed schedule or duration, DBE name and contact information. You may also call the DBE Engineer at 414-659-0487 to notify him of the change verbally.

If the scope change added work for a participating DBE; list the date and reason for the scope change.

- b. Forward a complete, signed Attachment 'A' form to the DBE Office at DBE_Alert@dot.wi.gov. A complete Attachment A includes DBE contact information, signature, subcontract value and proper description of the work areas to be performed by the DBE.

The DBE office will confirm the DBE participation and revise the DT1506 based on the email/discussion and attach the new/revised Attachment A to the Contract record/documentation.

18. Contract Modifications

When additional opportunity is available by contract modifications, the Prime Contractor shall utilize DBE Subcontractors that were committed to equal work items, in the original contract.

19. Payment

Costs for conforming to this Additional Special Provision (ASP) and any associated DBE requirements are incidental to the contract.

APPENDIX A

Sample Contractor Solicitation Letter Page 1

This sample is provided as a guide not a requirement

GFW SAMPLE MEMORANDUM

TO: DBE FIRMS
FROM: POTENTIAL PRIME CONTRACTOR OR MAJOR SUBCONTRACTOR
SUBJECT: REQUEST FOR DBE QUOTES
LET DATE & TIME
DATE: MONTH DAY YEAR
CC: DBE OFFICE ENGINEER

Our company is considering bidding on the projects indicated on the next page, as a prime and/or a subcontractor for the Wisconsin Department of Transportation Month- date -year Letting. Page 2 lists the projects and work items that we may subcontract for this letting. We are interested in obtaining subcontractor quotes for these projects and work categories. Also note that we are willing to accept quotes in areas we may be planning to perform ourselves as required by federal rules.

Please review page 2, respond whether you plan to quote, highlight the projects and work items you are interested in performing and return it via fax or email within 3 days. Plans, specifications and addenda are available through WisDOT at the DBE Support Services office or at the Highway Construction Contract Information (HCCI) site at

<http://roadwaystandards.dot.wi.gov/hcci/>

Your quote should include all of the costs required to complete the items you propose to perform including labor, equipment, material, and related bonding or insurance. The quote should note items that you are DBE certified to perform, tied items, and any special terms. Page 2, with the indicated projects and items you plan to quote, should be used as a cover sheet for your quote.

Please make every effort to have your quotes into our office by time deadline the prior to the letting date. **Make sure the correct letting date, project ID and proposal number, unit price and extension are included in your quote.** We prefer quotes be sent via SBN but prime's alternatives are acceptable. Our office hours are include hours and days. Please call our office as soon as possible prior to the letting if you need information/clarification to prepare your quote at contact number.

If you wish to discuss or evaluate your quote in more detail, contact us after the contract is awarded. Status of the contract can be checked at WisDOT's HCCI site at <http://roadwaystandards.dot.wi.gov/hcci/>

All questions should be directed to:

Project Manager, John Doe,

Phone: (000) 123-4567

Email: Joe@joetheplumber.com

Fax: (000) 123- 4657

Sample Contractor Solicitation Letter Page 2

This sample is provided as a guide not a requirement

REQUEST FOR QUOTATION

Prime's Name: _____
 Letting Date: _____
 Project ID: _____

Please check all that apply

- ☐ Yes, we will be quoting on the projects and items listed below
☐ No, we are not interested in quoting on the letting or its items referenced below
☐ Please take our name off your monthly DBE contact list
☐ We have questions about quoting this letting. Please have someone contact me at this number

Prime Contractor's Contact Person

DBE Contractor Contact Person

 Phone: _____
 Fax: _____
 Email: _____

 Phone: _____
 Fax: _____
 Email: _____

Please circle the jobs and items you will be quoting below

Proposal No.	1	2	3	4	5	6	7
County							

WORK DESCRIPTION:

Clear and Grub	X		X	X		X	X
Dump Truck Hauling	X		X	X		X	X
Curb & Gutter/Sidewalk, Etc.	X		X	X		X	X
Erosion Control Items	X		X	X		X	X
Signs and Posts/Markers	X		X	X		X	X
Traffic Control		X	X	X		X	X
Electrical Work/Traffic Signals		X	X	X		X	
Pavement Marking		X	X	X	X	X	X
Sawing Pavement		X	X	X	X	X	X
QMP, Base	X	X		X	X	X	X
Pipe Underdrain	X			X			
Beam Guard				X	X	X	X
Concrete Staining							X
Trees/Shrubs	X						X

Again please make every effort to have your quotes into our office by time deadline prior to the letting date.

We prefer quotes be sent via SBN but prime's preferred alternatives are acceptable.

If there are further questions please direct them to the prime contractor's contact person at phone number.

APPENDIX B

BEST PRACTICES FOR PRIME CONTRACTOR & DBE SUBCONTRACTOR GOOD FAITH EFFORT

This list is not a set of requirements; it is a list of potential strategies

Primes

- Prime contractor open houses inviting DBE firms to see the bid “war room” or providing technical assistance.
- Participate in speed networking and mosaic exercises as arranged by DBE office.
- Host information sessions not directly associated with a bid letting.
- Participate in a formal mentor protégé or joint venture with a DBE firm.
- Participate in WisDOT advisory committees i.e. TRANSAC, or Mega Project committee meetings.
- Facilitate a small group DBE ‘training session’ Clarifying how your firm prepares for bid letting, evaluates subcontractors, preferred qualifications and communication methods.
- Encourage subcontractors to solicit and highlight DBE participation in their quotes to you.
- Quality of communication, not quantity creates the best results. Contractors should do as thorough a job as possible in communicating with DBE firms before the bid and provide any assistance requested to assure best possible bid.

DBE

- DBE firms should contact primes as soon as possible with questions regarding their quotes or bid; seven days prior is optimal.
- Continually check for contract addendums on the HCCI website through the Thursday prior to letting to stay abreast of changes.
- Review the status of contracts on the HCCI website reviewing the ‘apparent low bidder’ list, and bid tabs at a minimum.
- Prepare a portfolio or list of related projects and prime and supplier references; be sure to note transportation-related projects of similar size and scope, firm expertise and staffing.
- Participate in DBE office assessment programs.
- Participate on advisory and mega-project committees.
- Sign up to receive the DBE Contracting Update.
- Consider membership in relevant industry or contractor organizations.
- Active participation is a must. Quote as many projects as you can reasonably work on; quoting the primes and bidding as a prime with the department are the only ways to get work.

APPENDIX C

Types of Efforts considered in determining GFE

This list represents concepts being assessed; analysis requires additional steps

1. Whether the contractor attended any pre-solicitation or pre-bid meetings that were scheduled by WisDOT to inform DBEs of contracting and subcontracting opportunities.
2. Whether the contractor provided written notice to a reasonable number of specific DBEs that their interest in the contract was being solicited, in sufficient time to allow the DBEs to participate effectively.
3. Whether the contractor followed up initial solicitations of interest by contacting DBEs to determine if the DBEs were interested; returned the phone calls of interested DBE firms.
4. Whether the contractor selected portions of the work to be performed by DBEs in order to increase the likelihood of meeting the DBE goal.
5. Whether the contractor provided interested DBEs with adequate information about the plans, specifications and requirements of the contract.
6. Whether the contractor negotiated in good faith with interested DBEs, not rejected DBEs as unqualified without sound reasons based on a thorough investigation of their capabilities.
7. Whether the contractor made efforts to assist interested DBEs in being more competitive.
8. Whether the contractor effectively used the services of available minority community organizations: minority contractors groups, local, state, and Federal minority business assistance offices, and other organizations that provide assistance to small businesses and DBE firms.
9. Whether Prime used CRCS to identify DBE who specialize in relevant work areas.
10. Whether the contractor used available resources including contacting the DBE office, using WisDOT's website
11. Whether the contractor returned calls of firms expressing interest in a timely manner.

APPENDIX D

Good Faith Effort Evaluation Guidance

Excerpt from Appendix A of 49 CFR Part 26

APPENDIX A TO PART 26 -- GUIDANCE CONCERNING GOOD FAITH EFFORTS

- I. When, as a recipient, you establish a contract goal on a DOT assisted contract, a bidder must, in order to be responsible and/or responsive, make good faith efforts to meet the goal. The bidder can meet this requirement in either of two ways. First, the bidder can meet the goal, documenting commitments for participation by DBE firms sufficient for this purpose. Second, even if it doesn't meet the goal, the bidder can document adequate good faith efforts. This means that the bidder must show that it took all necessary and reasonable steps to achieve a DBE goal or other requirement of this part which, by their scope, intensity, and appropriateness to the objective, could reasonably be expected to obtain sufficient DBE participation, even if they were not fully successful.
- II. In any situation in which you have established a contract goal, part 26 requires you to use the good faith efforts mechanism of this part. As a recipient, it is up to you to make a fair and reasonable judgment whether a bidder that did not meet the goal made adequate good faith efforts. It is important for you to consider the quality, quantity, and intensity of the different kinds of efforts that the bidder has made. The efforts employed by the bidder should be those that one could reasonably expect a bidder to take if the bidder were actively and aggressively trying to obtain DBE participation sufficient to meet the DBE contract goal. Mere pro forma efforts are not good faith efforts to meet the DBE contract requirements. We emphasize, however, that your determination concerning the sufficiency of the firm's good faith efforts is a judgment call: meeting quantitative formulas is not required.
- III. The Department also strongly cautions you against requiring that a bidder meet a contract goal (i.e., obtain a specified amount of DBE participation) in order to be awarded a contract, even though the bidder makes an adequate good faith efforts showing. This rule specifically prohibits you from ignoring bona fide good faith efforts.
- IV. The following is a list of types of actions which you should consider as part of the bidder's good faith efforts to obtain DBE participation. It is not intended to be a mandatory checklist, nor is it intended to be exclusive or exhaustive. Other factors or types of efforts may be relevant in appropriate cases.
 - A. Soliciting through all reasonable and available means (e.g. attendance at pre-bid meetings, advertising and/or written notices) the interest of all certified DBEs who have the capability to perform the work of the contract. The bidder must solicit this interest within sufficient time to allow the DBEs to respond to the solicitation. The bidder must determine with certainty if the DBEs are interested by taking appropriate steps to follow up initial solicitations.
 - B. Selecting portions of the work to be performed by DBEs in order to increase the likelihood that the DBE goals will be achieved. This includes, where appropriate, breaking out contract work items into economically feasible units to facilitate DBE participation, even when the prime contractor might otherwise prefer to perform these work items with its own forces.
 - C. Providing interested DBEs with adequate information about the plans, specifications, and requirements of the contract in a timely manner to assist them in responding to a solicitation.
 - D.
 - (1) Negotiating in good faith with interested DBEs. It is the bidder's responsibility to make a portion of the work available to DBE subcontractors and suppliers and to select those portions of the work or material needs consistent with the available DBE subcontractors and suppliers, so as to facilitate DBE participation. Evidence of such negotiation includes the names, addresses, and telephone numbers of DBEs that were considered; a description of the information provided regarding the plans and specifications for the work selected for subcontracting; and evidence as to why additional agreements could not be reached for DBEs to perform the work.
 - (2) A bidder using good business judgment would consider a number of factors in negotiating with subcontractors, including DBE subcontractors, and would take a firm's price and capabilities as well as contract goals into consideration. However, the fact that there may be some additional costs involved in finding and using DBEs is not in itself sufficient reason for a bidder's failure to meet the contract DBE goal, as long as such costs are reasonable. Also, the ability or desire of a prime contractor to perform the work of a

contract with its own organization does not relieve the bidder of the responsibility to make good faith efforts. Prime contractors are not, however, required to accept higher quotes from DBEs if the price difference is excessive or unreasonable.

- E. Not rejecting DBEs as being unqualified without sound reasons based on a thorough investigation of their capabilities. The contractor's standing within its industry, membership in specific groups, organizations, or associations and political or social affiliations (for example union vs. non-union employee status) are not legitimate causes for the rejection or non solicitation of bids in the contractor's efforts to meet the project goal.
 - F. Making efforts to assist interested DBEs in obtaining bonding, lines of credit, or insurance as required by the recipient or contractor.
 - G. Making efforts to assist interested DBEs in obtaining necessary equipment, supplies, materials, or related assistance or services.
 - H. Effectively using the services of available minority/women community organizations; minority/women contractors' groups; local, state, and Federal minority/women business assistance offices; and other organizations as allowed on a case-by-case basis to provide assistance in the recruitment and placement of DBEs.
- V. In determining whether a bidder has made good faith efforts, you may take into account the performance of other bidders in meeting the contract. For example, when the apparent successful bidder fails to meet the contract goal, but others meet it, you may reasonably raise the question of whether, with additional reasonable efforts, the apparent successful bidder could have met the goal. If the apparent successful bidder fails to meet the goal, but meets or exceeds the average DBE participation obtained by other bidders, you may view this, in conjunction with other factors, as evidence of the apparent successful bidder having made good faith efforts.

Appendix E

Small Business Network [SBN] Overview

The Small Business Network is a part of the Bid Express® service that was created to ensure that prime bidders have a centralized online location to find subs - including small and disadvantaged business enterprises (DBEs). It is available for prime bidders to use as part of their Basic Service subscription.

Within the Small Business Network, **Prime Contractors** can:

1. Easily select proposals, work types and items:
 - a. After adding applicable work types, select items that you wish to quote. Enter the sub-quote quantities and add comments, if desired. Adding or removing items and work types can be done quickly. If needed, you can save the sub-quote for completion at a later time.
2. Create sub-quotes for the subcontracting community:
 - a. Create sub-quotes with ease using the intuitive sub-quote creator. In seven short steps, you can rapidly create a custom sub-quote directed to all subcontractors that bid on the applicable work types. Steps include: provide contact information and sub-quote expiration date, select letting and proposal, add work types and items, specify terms and conditions, upload attachments, and select vendors.
 - b. Create a sub-quote to send to subcontractors or suppliers that lists the items in a proposal that you want quoted
 - c. Create an unlimited number of sub-quotes for items you want quoted, and optionally mark them as a DBE-preferred request.
 - d. Add attachments to sub-quotes.
3. View sub-quote requests & responses:
 - a. After logging into the Bid Express service, you can quickly review all of your sub-quote requests and all unsolicited sub-quote requests from subcontractors. To simplify the Small Business Network home screen, sub-quote requests can be hidden with one click if they are not applicable.
 - b. View or receive unsolicited sub-quotes that subcontractors have posted, complete with terms, conditions and pricing.
4. View Record of Subcontractor Outreach Effort:
 - a. For each sub-quote produced, a *Record of Subcontractor Outreach Effort* is generated that shows the response statistics for a particular sub-quote. If accepted by the letting agency, this report may serve as proof of a “Good Faith” effort in reaching out to the DBE community.
 - b. Easily locate pre-qualified and certified small and disadvantaged businesses.
 - c. Advertise to small and disadvantaged businesses more efficiently and cost effectively.
 - d. Document your interactions with subs/DBEs by producing an Outreach Report (may be accepted as proof of DBE outreach at the discretion of each agency).

The Small Business Network is a part of the Bid Express® service that was created to ensure that small businesses have a centralized area to access information about upcoming projects. It can help small businesses learn more about opportunities, compete more effectively, network with other contractors and subcontractors, and win more jobs.

1. View and reply to sub-quote requests from primes:
 - a. After logging into the Bid Express service, you can quickly review all incoming sub-quote requests and all unsolicited sub-quotes created by your company. Receive notifications by selected work type. To simplify on the Small Business Network home screen, sub-quote requests can be filtered by work types relevant to your interests, or hidden with one click if they are not applicable.
2. Select items when responding to sub-quote requests from primes:
 - a. You have the freedom to choose and price any number of items when responding to a sub-quote request. Quantities can be modified, and per-item comments are also available.
 - b. View requests for sub-quotes for work that primes have posted for projects they are bidding, add your pricing, terms, and conditions, and submit completed sub-quotes to the requesting primes.
 - c. Add attachments to a sub-quote.
3. Create and send unsolicited sub-quotes to specific contractors:
 - a. Create unsolicited sub-quotes with ease using the intuitive sub-quote creator. In eight short steps, you can rapidly create a custom sub-quote directed at any number of specific vendors of your choosing. Steps include: provide contact information and sub-quote expiration date, select letting and proposal, add work types and items, specify terms and conditions, upload attachments, and select vendors.
4. Easily select and price items for unsolicited sub-quotes:
 - a. After adding applicable work types, select items that you wish to quote. The extended price calculates automatically, cutting out costly calculation errors. Comments can be provided on a per-item basis as well.
 - b. Create an unsolicited sub-quote that lists the items from a proposal that you want to quote, include pricing, terms and conditions, and send it to selected prime/plan holder.
 - c. Add attachments to a sub-quote.
 - d. Add unsolicited work items to sub-quotes that you are responding to.
5. Easy Access to Valuable Information
 - a. Receive a confirmation that your sub-quote was opened by a prime.
 - b. View Bid Tab Analysis data from past bids, including the high, average and low prices of items.
 - c. View important notices and publications from DOT targeted to small and disadvantaged businesses.
6. Accessing Small Business Network for WisDOT contracting opportunities
 - a. If you are a contractor not yet subscribing to the Bid Express service, go to www.bidx.com and select "Order Bid Express." The Small Business Network is a part of the Bid Express Basic Service.
 - b. DBE firms can request a Bid Express Small Business Network Account at no cost by calling 414-438-4588.

ADDITIONAL SPECIAL PROVISION 4

Payment to First-Tier Subcontractors

Within 10 calendar days of receiving a progress payment for work completed by a subcontractor, pay the subcontractor for that work. The prime contractor may withhold payment to a subcontractor if, within 10 calendar days of receipt of that progress payment, the prime contractor provides written notification to the subcontractor and the department documenting "just cause" for withholding payment.

The prime contractor may also withhold routine retainage from payments due subcontractors.

Payment to Lower-Tier Subcontractors

Ensure that subcontracting agreements at all tiers provide prompt payment rights to lower-tier subcontractors that parallel those granted first-tier subcontractors in this provision.

Release of Routine Retainage

After granting substantial completion the department may reduce the routine retainage withheld from the prime contractor to 75 percent of the original total amount retained.

When the Department sends the semi-final estimate the department may reduce the routine retainage withheld from the prime contractor to 10 percent of the original total amount retained.

Within 30 calendar days of receiving the semi-final estimate from the department, submit written certification that subcontractors at all tiers are paid in full for acceptably completed work and that no routine retainage is being withheld. The department will pay the prime contractor in full and reduce the routine retainage withheld from the prime contractor to zero when the department approves the final estimate.

This special provision does not limit the right of the department, prime contractor, or subcontractors at any tier to withhold payment for work not acceptably completed or work subject to an unresolved contract dispute.

ADDITIONAL SPECIAL PROVISION 6
ASP 6 - Modifications to the standard specifications

Make the following revisions to the standard specifications:

440.3.5.2 Corrective Actions for Localized Roughness

Replace paragraph two with the following effective with the September 2016 letting:

- (2) The engineer will not direct corrective action or assess a pay reduction for an area of localized roughness without physically riding that work. The engineer will not direct corrective action on bridges without authorization from the department's bureau of structures.
-

450.3.1.1.4 Recording Truck Loads

Replace the entire text with the following effective with the December 2016 letting:

- (1) If not using automatic batch recording, install a digital recorder as part of the platform truck or storage silo scales. Ensure that the recorder can produce a printed digital record of at least the gross or net weights of delivery trucks. Provide gross, tare, net weights, load count, and the cumulative tonnage; the date, time, ticket number, WisDOT project ID, and mix 250 number; and the mix type including the traffic, binder, and mix designation codes specified in 460.3.1. Ensure that scales cannot be manually manipulated during the printing process. Provide an interlock to prevent printing until the scales come to rest. Size the scales and recorder to accurately weigh the heaviest loaded trucks or tractor-trailers hauling asphaltic mixture. Ensure that recorded weights are accurate to within 0.1 percent of the nominal capacity of the scale.
 - (2) Ensure that tickets identify additives not included in the mix design submittal. Indicate on the ticket if the mixture will be placed under a cold weather paving plan and identify the warm mix additive and dosage rate required under 450.3.2.1.2.2.
-

455.3.2.1 General

Replace paragraph one with the following effective with the December 2016 letting:

- (1) Apply tack coat only when the air temperature is 32 F or more unless the engineer approves otherwise in writing. Before applying tack coat ensure that the surface is reasonably free of loose dirt, dust, or other foreign matter. Do not apply to surfaces with standing water. Do not apply if weather or surface conditions are unfavorable or before impending rains.
-

460.2.1 General

Replace the entire text with the following effective with the December 2016 letting:

- (1) Furnish a homogeneous mixture of coarse aggregate, fine aggregate, mineral filler if required, SMA stabilizer if required, recycled material if used, warm mix asphalt additive or process if used, and asphaltic material. Design mixtures conforming to table 460-1 and table 460-2 to 4.0% air voids to establish the aggregate structure.
- (2) Determine the target JMF asphalt binder content for production from the mix design data corresponding to 3.0% air voids (97% Gmm) target at the design the number of gyrations (Ndes). Add liquid asphalt to achieve the required air voids at Ndes.
- (3) For SMA, determine the target JMF asphalt binder content for production from the mix design data corresponding to 4.0% air voids (96% Gmm) target at Ndes.

460.2.8.2.1.5 Control Limits

Replace paragraph one with the following effective with the December 2016 letting:

- (1) Conform to the following control limits for the JMF and warning limits based on a running average of the last 4 data points:

ITEM	JMF LIMITS	WARNING LIMITS
Percent passing given sieve:		
37.5-mm	+/- 6.0	+/- 4.5
25.0-mm	+/- 6.0	+/- 4.5
19.0-mm	+/- 5.5	+/- 4.0
12.5-mm	+/- 5.5	+/- 4.0
9.5-mm	+/- 5.5	+/- 4.0
2.36-mm	+/- 5.0	+/- 4.0
75-µm	+/- 2.0	+/- 1.5
Asphaltic content in percent	- 0.3	- 0.2
Air voids in percent ^[1]	+1.3/-1.0	+1.0/-0.7
VMA in percent ^[2]	- 0.5	- 0.2

^[1] For SMA, JMF limits are +/-1.3 and warning limits are +/-1.0.

^[2] VMA limits based on minimum requirement for mix design nominal maximum aggregate size in table 460-1.

460.2.8.2.1.6 Job Mix Formula Adjustment

Replace paragraph one with the following effective with the December 2016 letting:

- (1) The contractor may request adjustment of the JMF according to CMM 8-36.6.13.1. Have an HMA technician certified at a level appropriate for process control and troubleshooting or mix design submit a written JMF adjustment request. Ensure that the resulting JMF is within specified master gradation bands. The department will have a certified Hot Mix Asphalt, Mix Design, Report Submittals technician review the proposed adjustment and, if acceptable, issue a revised JMF.

460.2.8.3.1.6 Acceptable Verification Parameters

Replace paragraph one with the following effective with the December 2016 letting:

- (1) The engineer will provide test results to the contractor within 2 mixture-production days after obtaining the sample. The quality of the product is acceptably verified if it meets the following limits:
- Va is within a range of 2.0 to 4.3 percent. For SMA, Va is within a range of 2.7 to 5.3 percent.
 - VMA is within minus 0.5 of the minimum requirement for the mix design nominal maximum aggregate size.

460.3.3.1 Minimum Required Density

Replace paragraph one with the following effective with the December 2016 letting:

- (1) Compact all layers of HMA mixture to the density table 460-3 shows for the applicable mixture, location, and layer.

TABLE 460-3 MINIMUM REQUIRED DENSITY^[1]

LOCATION	LAYER	PERCENT OF TARGET MAXIMUM DENSITY		
		MIXTURE TYPE		
		LT and MT	HT	SMA ^[5]
TRAFFIC LANES ^[2]	LOWER	93.0 ^[3]	93.0 ^[4]	—
	UPPER	93.0	93.0	—
SIDE ROADS, CROSSOVERS, TURN LANES, & RAMPS	LOWER	93.0 ^[3]	93.0 ^[4]	—
	UPPER	93.0	93.0	—
SHOULDERS & APPURTENANCES	LOWER	91.0	91.0	—
	UPPER	92.0	92.0	—

^[1] The table values are for average lot density. If any individual density test result falls more than 3.0 percent below the minimum required target maximum density, the engineer may investigate the acceptability of that material.

^[2] Includes parking lanes as determined by the engineer.

^[3] Minimum reduced by 2.0 percent for a lower layer constructed directly on crushed aggregate or recycled base courses.

^[4] Minimum reduced by 1.0 percent for a lower layer constructed directly on crushed aggregate or recycled base courses.

^[5] The minimum required densities for SMA mixtures are determined according to CMM 8-15.

460.5.2.1 General

Replace paragraph six with the following effective with the December 2016 letting:

- (6) If during a QV dispute resolution investigation the department discovers mixture with $1.5 > V_a > 5.0$ or VMA more than 1.0 below the minimum allowed in table 460-1, and the engineer allows that mixture to remain in place, the department will pay for the quantity of affected material at 50 percent of the contract price.

460.5.2.3 Incentive for HMA Pavement Density

Replace paragraph one with the following effective with the December 2016 letting:

- (1) If the lot density is greater than the minimum specified in table 460-3 and all individual air voids test results for that mixture placed during the same day are within 2.5 - 4.0 percent, the department will adjust pay for that lot as follows:

INCENTIVE PAY ADJUSTMENT FOR HMA PAVEMENT DENSITY^[1]

PERCENT LOT DENSITY ABOVE SPECIFIED MINIMUM	PAY ADJUSTMENT PER TON ^[2]
From -0.4 to 1.0 inclusive	\$0
From 1.1 to 1.8 inclusive	\$0.40
More than 1.8	\$0.80

^[1] SMA pavements are not eligible for density incentive.

^[2] The department will prorate the pay adjustment for a partial lot.

501.2.6 Fly Ash

Replace the entire subsection with the following effective with the December 2016 letting:

501.2.6.1 General

- (1) Fly ash is defined as a finely divided residue resulting from the combustion of coal in a base loaded electric generating plant, transported from the boiler by flue gases, and later collected, generally by precipitators. Use fly ash in concrete manufactured by facilities and processes known to provide satisfactory material.
- (2) Test fly ash using a recognized laboratory, as defined in 501.2.2(1), starting at least 30 days before its proposed use, and continuing at ASTM-required frequencies as the work progresses. The manufacturer shall test the chemical and physical properties listed in tables 1 and 2 of ASTM C618 at the frequencies and by the test methods prescribed in ASTM C311.
- (3) Use only one source of fly ash for a bid item of work under the contract, unless the engineer directs or allows otherwise in writing.
- (4) Prequalify any proposed fly ash source as follows: The contractor shall obtain a copy of the certified report of tests or analysis made by a qualified independent laboratory, recognized by the department under 501.2.2, showing full and complete compliance with the above specification from the fly ash manufacturer and furnish it to the engineer. Provide this report to the engineer at least 14 calendar days before using the fly ash.
- (5) The manufacturer shall retain test records for at least 5 years after completing the work, and provide these records upon request.

501.2.6.2 Class C Ash

- (1) Conform to ASTM C618 class C except limit the loss on ignition to a maximum of 2 percent.

501.2.6.3 Class F Ash

- (2) Furnish a class F fly ash from a source listed on the department's approved product list, and conform to ASTM C618 class F except limit the loss on ignition to a maximum of 2 percent.

502.3.7.8 Floors

Replace paragraph sixteen with the following effective with the September 2016 letting:

- (16) The finished bridge floor shall conform to the surface test specified in 415.3.10. The engineer will not direct corrective grinding without authorization from the department's bureau of structures.

503.3.2.1.1 Tolerances

Increase the "length of beam" max tolerance for prestressed concrete I-type girders from 3/4" to 1 1/2" effective with the December 2016 letting:

PRESTRESSED CONCRETE I-TYPE GIRDERS

Length of beam..... +/- 1/8" per 10', up to a max of +/- 1 1/2"

517.3.1.7.3 Epoxy System Intermediate and Protective Coats

Replace paragraph one with the following effective with the December 2016 letting:

- (1) Mask the faying surfaces of bolted field splices and the top of the top flanges where welding the stud shear connectors during coat application. On all other areas including the outside surfaces of splice plates, ensure that the dry film thickness conforms to the following:
 1. For the white intermediate coat, 3.5 mils to 8 mils.
 2. For the protective coat, sufficient thickness to provide a uniform color and appearance but not less than 3 mil or more than 6 mils.

Errata

Make the following corrections to the standard specifications:

Throughout the contract:

Update all references to the construction rental rate "Blue Book" to reference "EquipmentWatch" rates.

105.13.4 Content of Claim

- (1) Include the following 5 items in the claim.
 1. A concise description of the claim.
 2. A clear contractual basis for the claim. This should include reference to 104.2 on revisions to the contract and as appropriate, specific reference to contract language regarding the bid items in question.
 3. Other facts the contractor relies on to support the claim.
 4. A concise statement of the circumstances surrounding the claim and reasons why the department should pay the claim. Explain how the claimed work is a change to the contract work.
 5. A complete breakdown of the costs used to compile the claim. Include copies of all EquipmentWatch equipment rental rate sheets used, with the applicable number highlighted.

109.4.5.5.1 General

- (2) The department will pay for use of contractor-owned equipment the engineer approves for force account work at published rates. The department will pay the contractor expense rates, as modified in 109.4.5.5, given in EquipmentWatch Cost Recovery (formerly Rental Rate Blue Book) . Base all rates on revisions effective on January 1 for all equipment used in that calendar year.

<http://equipmentwatch.com/estimator/>

109.4.5.5.2 Hourly Equipment Expense Rates (Without Operators)

- (1) The contractor shall determine, and the department will confirm, hourly equipment expense rates as follows:

$$\text{HEER} = [\text{RAF} \times \text{ARA} \times (\text{R}/176)] + \text{HOC}$$

Where:

HEER = Hourly equipment expense rate.
 RAF = EquipmentWatch regional adjustment factor.
 ARA = EquipmentWatch age rate adjustment factor.
 R = Current EquipmentWatch monthly rate.
 HOC = EquipmentWatch estimated hourly operating cost.

- (2) The EquipmentWatch hourly operating cost represents all costs of equipment operation, including fuel and oil, lubrication, field repairs, tires, expendable parts, and supplies.

109.4.5.5.3 Hourly Equipment Stand-By Rate

- (1) For equipment that is in operational condition and is standing-by with the engineer's approval, the contractor shall determine, and the department will confirm, the hourly stand-by rate as follows:

$$\text{HSBR} = \text{RAF} \times \text{ARA} \times (\text{R}/176) \times (1/2)$$

Where:

HSBR = Hourly stand-by rate.
 RAF = EquipmentWatch regional adjustment factor.
 ARA = EquipmentWatch age rate adjustment factor.
 R = Current EquipmentWatch monthly rate.

- (2) The department will limit payment for stand-by to 10 hours or less per day up to 40 hours per week. The department will not pay the contractor for equipment that is inoperable due to breakdown. The department will not pay for idle equipment if the contractor suspends work or if the contractor is maintaining or repairing the equipment.

109.4.5.5.4 Hourly Outside-Rented Equipment Rate

- (1) If the contractor rents or leases equipment from a third party for force account work, the contractor shall determine, and the department will confirm, the hourly outside-rented equipment rate as follows:

$$\text{HORER} = \text{HRI} + \text{HOC}$$

Where:

HORER = Hourly outside-rented equipment rate

HRI = Hourly rental invoice costs prorated for the actual number of hours that rented equipment is operated solely on force account work

HOC = EquipmentWatch hourly operating cost.

109.2 Scope of Payment

Correct errata to clarify that work under the contract is included in payment unless specifically excluded.

- (2) The department will pay for the quantity of work acceptably completed and measured for payment as the measurement subsection for each bid item specifies. Within the contract provide means to furnish and install the work complete and in-place. Payment is full compensation for everything required to perform the work under the contract including, but not limited to, the work elements listed in the payment subsection. Payment also includes all of the following not specifically excluded in that payment subsection:
1. Furnishing and installing all materials as well as furnishing the labor, tools, supplies, equipment, and incidentals necessary to perform the work.
 2. All losses or damages, except as specified in 107.14, arising from one or more of the following:
 - The nature of the work.
 - The action of the elements.
 - Unforeseen difficulties encountered during prosecution of the work.
 3. All insurance costs, expenses, and risks connected with the prosecution of the work.
 4. All expenses incurred because of an engineer-ordered suspension, except as specified in 104.2.2.3.
 5. All infringements of patents, trademarks, or copyrights.
 6. All other expenses incurred to complete and protect the work under the contract.

204.3.2.2.1 General

Correct errata by removing the reference to 490 which was deleted effective with the 2017 spec.

- (1) Under the Removing Pavement bid item, remove concrete pavements, concrete alleys, concrete driveways, or rigid base including all surfaces or other pavements superimposed on them.

657.2.2.1.1 General

Correct errata by eliminating the reference to department provided arms in the last sentence.

- (1) Furnish shop drawings as specified in 506.3.2, except submit 5 copies with the materials list. Ensure the drawings contain sufficient detail to allow satisfactory review and show the outside diameters of the pole at the butt, top, and splice locations the plans show. Show the width, depth, length, and thickness of all material, and list pertinent ASTM specification designations and metal alloy designations together with the tensile strength of metallic members. Provide tightening procedures for arm-to-pole connections on the shop drawings.

657.2.2.1.4 Poles Designed Under Legacy Standards

Correct errata by deleting the entire subsection to eliminate redundant language.

657.2.2.2 Trombone Arms

Correct errata by changing the reference from 657.2.2.1.3 to 657.2.2.1.2.

- (1) Design aluminum trombone arms as specified in 657.2.2.1.2 based on the completed maximum loading configuration the plans show. Furnish shop drawings conforming to 657.2.2.1.1 that show the width, depth, length, and thickness of all members. Also list the ASTM alloy designation and strength of each aluminum member on the shop drawings.

ADDITIONAL SPECIAL PROVISION 7

- A. Reporting 1st Tier and DBE Payments During Construction
1. Comply with reporting requirements specified in the department's Civil Rights Compliance, Contractor's User Manual, Sublets and Payments.
 2. Report payments to all DBE firms within 10 calendar days of receipt of a progress payment by the department or a contractor for work performed, materials furnished, or materials stockpiled by a DBE firm. Report the payment as specified in A(1) for all work satisfactorily performed and for all materials furnished or stockpiled.
 3. Report payments to all first tier subcontractor relationships within 10 calendar days of receipt of a progress payment by the department for work performed. Report the payment as specified in A(1) for all work satisfactorily performed.
 4. All tiers shall report payments as necessary to comply with the DBE payment requirement as specified in A(2).
 5. Require all first tier relationships, DBE firms and all other tier relationships necessary to comply with the DBE payment requirement in receipt of a progress payment by contractor to acknowledge receipt of payment as specified in A(1), (2), (3) and (4).
 6. All agreements made by a contractor shall include the provisions in A(1), (2), (3), (4) and (5), and shall be binding on all first tier subcontractor relationships and all contractors and subcontractors utilizing DBE firms on the project.
- B. Costs for conforming to this special provision are incidental to the contract.

ADDITIONAL SPECIAL PROVISION 9

Electronic Certified Payroll Submittal

(1) Use the department's Civil Rights Compliance System (CRCS) to submit certified payrolls electronically. Details are available online through the department's highway construction contractor information (HCCI) site on the Labor, Wages, and EEO Information page at:

<http://wisconsindot.gov/Pages/doing-bus/civil-rights/labornwage/default.aspx>

(2) Ensure that all tiers of subcontractors, as well as all trucking firms, submit their weekly certified payrolls electronically through CRCS. These payrolls are due within seven calendar days following the close of the payroll period. Every firm providing physical labor towards completing the project is a subcontractor under this special provision.

(3) Upon receipt of contract execution, promptly make all affected firms aware of the requirements under this special provision and arrange for them to receive CRCS training as they are about to begin payrolls. The department will provide training either in a classroom setting at one of our regional offices or by telephone. Contact Tess Mulrooney at 608-267-4489 to schedule the training.

(4) The department will reject all paper submittals of forms DT-1816 and DT-1929 for information required under this special provision. All costs for conforming to this special provision are incidental to the contract.

(5) Firms wishing to export payroll data from their computer system into CRCS should have their payroll coordinator send several sample electronic files to Tess two months before a payroll needs to be submitted. Not every contractor's payroll system is capable of producing export files. For details, see pages 17-22 of the CRCS System Background Information manual available online on the Labor, Wages, and EEO Information page at:

<http://wisconsindot.gov/Documents/doing-bus/civil-rights/labornwage/crcs-payroll-manual.pdf>

REQUIRED CONTRACT PROVISIONS FEDERAL-AID CONSTRUCTION CONTRACTS

- I. General
- II. Nondiscrimination
- III. Nonsegregated Facilities
- IV. Davis-Bacon and Related Act Provisions
- V. Contract Work Hours and Safety Standards Act Provisions
- VI. Subletting or Assigning the Contract
- VII. Safety: Accident Prevention
- VIII. False Statements Concerning Highway Projects
- IX. Implementation of Clean Air Act and Federal Water Pollution Control Act
- X. Compliance with Governmentwide Suspension and Debarment Requirements
- XI. Certification Regarding Use of Contract Funds for Lobbying

ATTACHMENTS

A. Employment and Materials Preference for Appalachian Development Highway System or Appalachian Local Access Road Contracts (included in Appalachian contracts only)

I. GENERAL

1. Form FHWA-1273 must be physically incorporated in each construction contract funded under Title 23 (excluding emergency contracts solely intended for debris removal). The contractor (or subcontractor) must insert this form in each subcontract and further require its inclusion in all lower tier subcontracts (excluding purchase orders, rental agreements and other agreements for supplies or services).

The applicable requirements of Form FHWA-1273 are incorporated by reference for work done under any purchase order, rental agreement or agreement for other services. The prime contractor shall be responsible for compliance by any subcontractor, lower-tier subcontractor or service provider.

Form FHWA-1273 must be included in all Federal-aid design-build contracts, in all subcontracts and in lower tier subcontracts (excluding subcontracts for design services, purchase orders, rental agreements and other agreements for supplies or services). The design-builder shall be responsible for compliance by any subcontractor, lower-tier subcontractor or service provider.

Contracting agencies may reference Form FHWA-1273 in bid proposal or request for proposal documents, however, the Form FHWA-1273 must be physically incorporated (not referenced) in all contracts, subcontracts and lower-tier subcontracts (excluding purchase orders, rental agreements and other agreements for supplies or services related to a construction contract).

2. Subject to the applicability criteria noted in the following sections, these contract provisions shall apply to all work performed on the contract by the contractor's own organization and with the assistance of workers under the contractor's immediate superintendence and to all work performed on the contract by piecework, station work, or by subcontract.

3. A breach of any of the stipulations contained in these Required Contract Provisions may be sufficient grounds for withholding of progress payments, withholding of final payment, termination of the contract, suspension / debarment or any other action determined to be appropriate by the contracting agency and FHWA.

4. Selection of Labor: During the performance of this contract, the contractor shall not use convict labor for any purpose within the limits of a construction project on a Federal-aid highway unless it is labor performed by convicts who are on parole, supervised release, or probation. The term Federal-aid highway does not include roadways functionally classified as local roads or rural minor collectors.

II. NONDISCRIMINATION

The provisions of this section related to 23 CFR Part 230 are applicable to all Federal-aid construction contracts and to all related construction subcontracts of \$10,000 or more. The provisions of 23 CFR Part 230 are not applicable to material supply, engineering, or architectural service contracts.

In addition, the contractor and all subcontractors must comply with the following policies: Executive Order 11246, 41 CFR 60, 29 CFR 1625-1627, Title 23 USC Section 140, the Rehabilitation Act of 1973, as amended (29 USC 794), Title VI of the Civil Rights Act of 1964, as amended, and related regulations including 49 CFR Parts 21, 26 and 27; and 23 CFR Parts 200, 230, and 633.

The contractor and all subcontractors must comply with: the requirements of the Equal Opportunity Clause in 41 CFR 60-1.4(b) and, for all construction contracts exceeding \$10,000, the Standard Federal Equal Employment Opportunity Construction Contract Specifications in 41 CFR 60-4.3.

Note: The U.S. Department of Labor has exclusive authority to determine compliance with Executive Order 11246 and the policies of the Secretary of Labor including 41 CFR 60, and 29 CFR 1625-1627. The contracting agency and the FHWA have the authority and the responsibility to ensure compliance with Title 23 USC Section 140, the Rehabilitation Act of 1973, as amended (29 USC 794), and Title VI of the Civil Rights Act of 1964, as amended, and related regulations including 49 CFR Parts 21, 26 and 27; and 23 CFR Parts 200, 230, and 633.

The following provision is adopted from 23 CFR 230, Appendix A, with appropriate revisions to conform to the U.S. Department of Labor (US DOL) and FHWA requirements.

1. Equal Employment Opportunity: Equal employment opportunity (EEO) requirements not to discriminate and to take affirmative action to assure equal opportunity as set forth under laws, executive orders, rules, regulations (28 CFR 35, 29 CFR 1630, 29 CFR 1625-1627, 41 CFR 60 and 49 CFR 27) and orders of the Secretary of Labor as modified by the provisions prescribed herein, and imposed pursuant to 23 U.S.C. 140 shall constitute the EEO and specific affirmative action standards for the contractor's project activities under

this contract. The provisions of the Americans with Disabilities Act of 1990 (42 U.S.C. 12101 et seq.) set forth under 28 CFR 35 and 29 CFR 1630 are incorporated by reference in this contract. In the execution of this contract, the contractor agrees to comply with the following minimum specific requirement activities of EEO:

a. The contractor will work with the contracting agency and the Federal Government to ensure that it has made every good faith effort to provide equal opportunity with respect to all of its terms and conditions of employment and in their review of activities under the contract.

b. The contractor will accept as its operating policy the following statement:

"It is the policy of this Company to assure that applicants are employed, and that employees are treated during employment, without regard to their race, religion, sex, color, national origin, age or disability. Such action shall include: employment, upgrading, demotion, or transfer; recruitment or recruitment advertising; layoff or termination; rates of pay or other forms of compensation; and selection for training, including apprenticeship, pre-apprenticeship, and/or on-the-job training."

2. EEO Officer: The contractor will designate and make known to the contracting officers an EEO Officer who will have the responsibility for and must be capable of effectively administering and promoting an active EEO program and who must be assigned adequate authority and responsibility to do so.

3. Dissemination of Policy: All members of the contractor's staff who are authorized to hire, supervise, promote, and discharge employees, or who recommend such action, or who are substantially involved in such action, will be made fully cognizant of, and will implement, the contractor's EEO policy and contractual responsibilities to provide EEO in each grade and classification of employment. To ensure that the above agreement will be met, the following actions will be taken as a minimum:

a. Periodic meetings of supervisory and personnel office employees will be conducted before the start of work and then not less often than once every six months, at which time the contractor's EEO policy and its implementation will be reviewed and explained. The meetings will be conducted by the EEO Officer.

b. All new supervisory or personnel office employees will be given a thorough indoctrination by the EEO Officer, covering all major aspects of the contractor's EEO obligations within thirty days following their reporting for duty with the contractor.

c. All personnel who are engaged in direct recruitment for the project will be instructed by the EEO Officer in the contractor's procedures for locating and hiring minorities and women.

d. Notices and posters setting forth the contractor's EEO policy will be placed in areas readily accessible to employees, applicants for employment and potential employees.

e. The contractor's EEO policy and the procedures to implement such policy will be brought to the attention of employees by means of meetings, employee handbooks, or other appropriate means.

4. Recruitment: When advertising for employees, the contractor will include in all advertisements for employees the notation: "An Equal Opportunity Employer." All such advertisements will be placed in publications having a large circulation among minorities and women in the area from which the project work force would normally be derived.

a. The contractor will, unless precluded by a valid bargaining agreement, conduct systematic and direct recruitment through public and private employee referral sources likely to yield qualified minorities and women. To meet this requirement, the contractor will identify sources of potential minority group employees, and establish with such identified sources procedures whereby minority and women applicants may be referred to the contractor for employment consideration.

b. In the event the contractor has a valid bargaining agreement providing for exclusive hiring hall referrals, the contractor is expected to observe the provisions of that agreement to the extent that the system meets the contractor's compliance with EEO contract provisions. Where implementation of such an agreement has the effect of discriminating against minorities or women, or obligates the contractor to do the same, such implementation violates Federal nondiscrimination provisions.

c. The contractor will encourage its present employees to refer minorities and women as applicants for employment. Information and procedures with regard to referring such applicants will be discussed with employees.

5. Personnel Actions: Wages, working conditions, and employee benefits shall be established and administered, and personnel actions of every type, including hiring, upgrading, promotion, transfer, demotion, layoff, and termination, shall be taken without regard to race, color, religion, sex, national origin, age or disability. The following procedures shall be followed:

a. The contractor will conduct periodic inspections of project sites to insure that working conditions and employee facilities do not indicate discriminatory treatment of project site personnel.

b. The contractor will periodically evaluate the spread of wages paid within each classification to determine any evidence of discriminatory wage practices.

c. The contractor will periodically review selected personnel actions in depth to determine whether there is evidence of discrimination. Where evidence is found, the contractor will promptly take corrective action. If the review indicates that the discrimination may extend beyond the actions reviewed, such corrective action shall include all affected persons.

d. The contractor will promptly investigate all complaints of alleged discrimination made to the contractor in connection with its obligations under this contract, will attempt to resolve such complaints, and will take appropriate corrective action within a reasonable time. If the investigation indicates that the discrimination may affect persons other than the complainant, such corrective action shall include such other persons. Upon completion of each investigation, the contractor will inform every complainant of all of their avenues of appeal.

6. Training and Promotion:

a. The contractor will assist in locating, qualifying, and increasing the skills of minorities and women who are

applicants for employment or current employees. Such efforts should be aimed at developing full journey level status employees in the type of trade or job classification involved.

b. Consistent with the contractor's work force requirements and as permissible under Federal and State regulations, the contractor shall make full use of training programs, i.e., apprenticeship, and on-the-job training programs for the geographical area of contract performance. In the event a special provision for training is provided under this contract, this subparagraph will be superseded as indicated in the special provision. The contracting agency may reserve training positions for persons who receive welfare assistance in accordance with 23 U.S.C. 140(a).

c. The contractor will advise employees and applicants for employment of available training programs and entrance requirements for each.

d. The contractor will periodically review the training and promotion potential of employees who are minorities and women and will encourage eligible employees to apply for such training and promotion.

7. Unions: If the contractor relies in whole or in part upon unions as a source of employees, the contractor will use good faith efforts to obtain the cooperation of such unions to increase opportunities for minorities and women. Actions by the contractor, either directly or through a contractor's association acting as agent, will include the procedures set forth below:

a. The contractor will use good faith efforts to develop, in cooperation with the unions, joint training programs aimed toward qualifying more minorities and women for membership in the unions and increasing the skills of minorities and women so that they may qualify for higher paying employment.

b. The contractor will use good faith efforts to incorporate an EEO clause into each union agreement to the end that such union will be contractually bound to refer applicants without regard to their race, color, religion, sex, national origin, age or disability.

c. The contractor is to obtain information as to the referral practices and policies of the labor union except that to the extent such information is within the exclusive possession of the labor union and such labor union refuses to furnish such information to the contractor, the contractor shall so certify to the contracting agency and shall set forth what efforts have been made to obtain such information.

d. In the event the union is unable to provide the contractor with a reasonable flow of referrals within the time limit set forth in the collective bargaining agreement, the contractor will, through independent recruitment efforts, fill the employment vacancies without regard to race, color, religion, sex, national origin, age or disability; making full efforts to obtain qualified and/or qualifiable minorities and women. The failure of a union to provide sufficient referrals (even though it is obligated to provide exclusive referrals under the terms of a collective bargaining agreement) does not relieve the contractor from the requirements of this paragraph. In the event the union referral practice prevents the contractor from meeting the obligations pursuant to Executive Order 11246, as amended, and these special provisions, such contractor shall immediately notify the contracting agency.

8. Reasonable Accommodation for Applicants / Employees with Disabilities: The contractor must be familiar

with the requirements for and comply with the Americans with Disabilities Act and all rules and regulations established there under. Employers must provide reasonable accommodation in all employment activities unless to do so would cause an undue hardship.

9. Selection of Subcontractors, Procurement of Materials and Leasing of Equipment: The contractor shall not discriminate on the grounds of race, color, religion, sex, national origin, age or disability in the selection and retention of subcontractors, including procurement of materials and leases of equipment. The contractor shall take all necessary and reasonable steps to ensure nondiscrimination in the administration of this contract.

a. The contractor shall notify all potential subcontractors and suppliers and lessors of their EEO obligations under this contract.

b. The contractor will use good faith efforts to ensure subcontractor compliance with their EEO obligations.

10. Assurance Required by 49 CFR 26.13(b):

a. The requirements of 49 CFR Part 26 and the State DOT's U.S. DOT-approved DBE program are incorporated by reference.

b. The contractor or subcontractor shall not discriminate on the basis of race, color, national origin, or sex in the performance of this contract. The contractor shall carry out applicable requirements of 49 CFR Part 26 in the award and administration of DOT-assisted contracts. Failure by the contractor to carry out these requirements is a material breach of this contract, which may result in the termination of this contract or such other remedy as the contracting agency deems appropriate.

11. Records and Reports: The contractor shall keep such records as necessary to document compliance with the EEO requirements. Such records shall be retained for a period of three years following the date of the final payment to the contractor for all contract work and shall be available at reasonable times and places for inspection by authorized representatives of the contracting agency and the FHWA.

a. The records kept by the contractor shall document the following:

(1) The number and work hours of minority and non-minority group members and women employed in each work classification on the project;

(2) The progress and efforts being made in cooperation with unions, when applicable, to increase employment opportunities for minorities and women; and

(3) The progress and efforts being made in locating, hiring, training, qualifying, and upgrading minorities and women;

b. The contractors and subcontractors will submit an annual report to the contracting agency each July for the duration of the project, indicating the number of minority, women, and non-minority group employees currently engaged in each work classification required by the contract work. This information is to be reported on [Form FHWA-1391](#). The staffing data should represent the project work force on board in all or any part of the last payroll period preceding the end of July. If on-the-job training is being required by special provision, the contractor

will be required to collect and report training data. The employment data should reflect the work force on board during all or any part of the last payroll period preceding the end of July.

III. NONSEGREGATED FACILITIES

This provision is applicable to all Federal-aid construction contracts and to all related construction subcontracts of \$10,000 or more.

The contractor must ensure that facilities provided for employees are provided in such a manner that segregation on the basis of race, color, religion, sex, or national origin cannot result. The contractor may neither require such segregated use by written or oral policies nor tolerate such use by employee custom. The contractor's obligation extends further to ensure that its employees are not assigned to perform their services at any location, under the contractor's control, where the facilities are segregated. The term "facilities" includes waiting rooms, work areas, restaurants and other eating areas, time clocks, restrooms, washrooms, locker rooms, and other storage or dressing areas, parking lots, drinking fountains, recreation or entertainment areas, transportation, and housing provided for employees. The contractor shall provide separate or single-user restrooms and necessary dressing or sleeping areas to assure privacy between sexes.

IV. DAVIS-BACON AND RELATED ACT PROVISIONS

This section is applicable to all Federal-aid construction projects exceeding \$2,000 and to all related subcontracts and lower-tier subcontracts (regardless of subcontract size). The requirements apply to all projects located within the right-of-way of a roadway that is functionally classified as Federal-aid highway. This excludes roadways functionally classified as local roads or rural minor collectors, which are exempt. Contracting agencies may elect to apply these requirements to other projects.

The following provisions are from the U.S. Department of Labor regulations in 29 CFR 5.5 "Contract provisions and related matters" with minor revisions to conform to the FHWA-1273 format and FHWA program requirements.

1. Minimum wages

a. All laborers and mechanics employed or working upon the site of the work, will be paid unconditionally and not less often than once a week, and without subsequent deduction or rebate on any account (except such payroll deductions as are permitted by regulations issued by the Secretary of Labor under the Copeland Act (29 CFR part 3)), the full amount of wages and bona fide fringe benefits (or cash equivalents thereof) due at time of payment computed at rates not less than those contained in the wage determination of the Secretary of Labor which is attached hereto and made a part hereof, regardless of any contractual relationship which may be alleged to exist between the contractor and such laborers and mechanics.

Contributions made or costs reasonably anticipated for bona fide fringe benefits under section 1(b)(2) of the Davis-Bacon Act on behalf of laborers or mechanics are considered wages paid to such laborers or mechanics, subject to the provisions

of paragraph 1.d. of this section; also, regular contributions made or costs incurred for more than a weekly period (but not less often than quarterly) under plans, funds, or programs which cover the particular weekly period, are deemed to be constructively made or incurred during such weekly period. Such laborers and mechanics shall be paid the appropriate wage rate and fringe benefits on the wage determination for the classification of work actually performed, without regard to skill, except as provided in 29 CFR 5.5(a)(4). Laborers or mechanics performing work in more than one classification may be compensated at the rate specified for each classification for the time actually worked therein: Provided, That the employer's payroll records accurately set forth the time spent in each classification in which work is performed. The wage determination (including any additional classification and wage rates conformed under paragraph 1.b. of this section) and the Davis-Bacon poster (WH-1321) shall be posted at all times by the contractor and its subcontractors at the site of the work in a prominent and accessible place where it can be easily seen by the workers.

b. (1) The contracting officer shall require that any class of laborers or mechanics, including helpers, which is not listed in the wage determination and which is to be employed under the contract shall be classified in conformance with the wage determination. The contracting officer shall approve an additional classification and wage rate and fringe benefits therefore only when the following criteria have been met:

(i) The work to be performed by the classification requested is not performed by a classification in the wage determination; and

(ii) The classification is utilized in the area by the construction industry; and

(iii) The proposed wage rate, including any bona fide fringe benefits, bears a reasonable relationship to the wage rates contained in the wage determination.

(2) If the contractor and the laborers and mechanics to be employed in the classification (if known), or their representatives, and the contracting officer agree on the classification and wage rate (including the amount designated for fringe benefits where appropriate), a report of the action taken shall be sent by the contracting officer to the Administrator of the Wage and Hour Division, Employment Standards Administration, U.S. Department of Labor, Washington, DC 20210. The Administrator, or an authorized representative, will approve, modify, or disapprove every additional classification action within 30 days of receipt and so advise the contracting officer or will notify the contracting officer within the 30-day period that additional time is necessary.

(3) In the event the contractor, the laborers or mechanics to be employed in the classification or their representatives, and the contracting officer do not agree on the proposed classification and wage rate (including the amount designated for fringe benefits, where appropriate), the contracting officer shall refer the questions, including the views of all interested parties and the recommendation of the contracting officer, to the Wage and Hour Administrator for determination. The Wage and Hour Administrator, or an authorized representative, will issue a determination within 30 days of receipt and so advise the contracting officer or

will notify the contracting officer within the 30-day period that additional time is necessary.

(4) The wage rate (including fringe benefits where appropriate) determined pursuant to paragraphs 1.b.(2) or 1.b.(3) of this section, shall be paid to all workers performing work in the classification under this contract from the first day on which work is performed in the classification.

c. Whenever the minimum wage rate prescribed in the contract for a class of laborers or mechanics includes a fringe benefit which is not expressed as an hourly rate, the contractor shall either pay the benefit as stated in the wage determination or shall pay another bona fide fringe benefit or an hourly cash equivalent thereof.

d. If the contractor does not make payments to a trustee or other third person, the contractor may consider as part of the wages of any laborer or mechanic the amount of any costs reasonably anticipated in providing bona fide fringe benefits under a plan or program. Provided, That the Secretary of Labor has found, upon the written request of the contractor, that the applicable standards of the Davis-Bacon Act have been met. The Secretary of Labor may require the contractor to set aside in a separate account assets for the meeting of obligations under the plan or program.

2. Withholding

The contracting agency shall upon its own action or upon written request of an authorized representative of the Department of Labor, withhold or cause to be withheld from the contractor under this contract, or any other Federal contract with the same prime contractor, or any other federally-assisted contract subject to Davis-Bacon prevailing wage requirements, which is held by the same prime contractor, so much of the accrued payments or advances as may be considered necessary to pay laborers and mechanics, including apprentices, trainees, and helpers, employed by the contractor or any subcontractor the full amount of wages required by the contract. In the event of failure to pay any laborer or mechanic, including any apprentice, trainee, or helper, employed or working on the site of the work, all or part of the wages required by the contract, the contracting agency may, after written notice to the contractor, take such action as may be necessary to cause the suspension of any further payment, advance, or guarantee of funds until such violations have ceased.

3. Payrolls and basic records

a. Payrolls and basic records relating thereto shall be maintained by the contractor during the course of the work and preserved for a period of three years thereafter for all laborers and mechanics working at the site of the work. Such records shall contain the name, address, and social security number of each such worker, his or her correct classification, hourly rates of wages paid (including rates of contributions or costs anticipated for bona fide fringe benefits or cash equivalents thereof of the types described in section 1(b)(2)(B) of the Davis-Bacon Act), daily and weekly number of hours worked, deductions made and actual wages paid. Whenever the Secretary of Labor has found under 29 CFR 5.5(a)(1)(iv) that the wages of any laborer or mechanic include the amount of any costs reasonably anticipated in providing benefits under a plan or program described in section 1(b)(2)(B) of the Davis-

Bacon Act, the contractor shall maintain records which show that the commitment to provide such benefits is enforceable, that the plan or program is financially responsible, and that the plan or program has been communicated in writing to the laborers or mechanics affected, and records which show the costs anticipated or the actual cost incurred in providing such benefits. Contractors employing apprentices or trainees under approved programs shall maintain written evidence of the registration of apprenticeship programs and certification of trainee programs, the registration of the apprentices and trainees, and the ratios and wage rates prescribed in the applicable programs.

b. (1) The contractor shall submit weekly for each week in which any contract work is performed a copy of all payrolls to the contracting agency. The payrolls submitted shall set out accurately and completely all of the information required to be maintained under 29 CFR 5.5(a)(3)(i), except that full social security numbers and home addresses shall not be included on weekly transmittals. Instead the payrolls shall only need to include an individually identifying number for each employee (e.g., the last four digits of the employee's social security number). The required weekly payroll information may be submitted in any form desired. Optional Form WH-347 is available for this purpose from the Wage and Hour Division Web site at <http://www.dol.gov/esa/whd/forms/wh347instr.htm> or its successor site. The prime contractor is responsible for the submission of copies of payrolls by all subcontractors. Contractors and subcontractors shall maintain the full social security number and current address of each covered worker, and shall provide them upon request to the contracting agency for transmission to the State DOT, the FHWA or the Wage and Hour Division of the Department of Labor for purposes of an investigation or audit of compliance with prevailing wage requirements. It is not a violation of this section for a prime contractor to require a subcontractor to provide addresses and social security numbers to the prime contractor for its own records, without weekly submission to the contracting agency..

(2) Each payroll submitted shall be accompanied by a "Statement of Compliance," signed by the contractor or subcontractor or his or her agent who pays or supervises the payment of the persons employed under the contract and shall certify the following:

(i) That the payroll for the payroll period contains the information required to be provided under §5.5 (a)(3)(ii) of Regulations, 29 CFR part 5, the appropriate information is being maintained under §5.5 (a)(3)(i) of Regulations, 29 CFR part 5, and that such information is correct and complete;

(ii) That each laborer or mechanic (including each helper, apprentice, and trainee) employed on the contract during the payroll period has been paid the full weekly wages earned, without rebate, either directly or indirectly, and that no deductions have been made either directly or indirectly from the full wages earned, other than permissible deductions as set forth in Regulations, 29 CFR part 3;

(iii) That each laborer or mechanic has been paid not less than the applicable wage rates and fringe benefits or cash equivalents for the classification of work performed, as specified in the applicable wage determination incorporated into the contract.

(3) The weekly submission of a properly executed certification set forth on the reverse side of Optional Form WH-347 shall satisfy the requirement for submission of the "Statement of Compliance" required by paragraph 3.b.(2) of this section.

(4) The falsification of any of the above certifications may subject the contractor or subcontractor to civil or criminal prosecution under section 1001 of title 18 and section 231 of title 31 of the United States Code.

c. The contractor or subcontractor shall make the records required under paragraph 3.a. of this section available for inspection, copying, or transcription by authorized representatives of the contracting agency, the State DOT, the FHWA, or the Department of Labor, and shall permit such representatives to interview employees during working hours on the job. If the contractor or subcontractor fails to submit the required records or to make them available, the FHWA may, after written notice to the contractor, the contracting agency or the State DOT, take such action as may be necessary to cause the suspension of any further payment, advance, or guarantee of funds. Furthermore, failure to submit the required records upon request or to make such records available may be grounds for debarment action pursuant to 29 CFR 5.12.

4. Apprentices and trainees

a. Apprentices (programs of the USDOL).

Apprentices will be permitted to work at less than the predetermined rate for the work they performed when they are employed pursuant to and individually registered in a bona fide apprenticeship program registered with the U.S. Department of Labor, Employment and Training Administration, Office of Apprenticeship Training, Employer and Labor Services, or with a State Apprenticeship Agency recognized by the Office, or if a person is employed in his or her first 90 days of probationary employment as an apprentice in such an apprenticeship program, who is not individually registered in the program, but who has been certified by the Office of Apprenticeship Training, Employer and Labor Services or a State Apprenticeship Agency (where appropriate) to be eligible for probationary employment as an apprentice.

The allowable ratio of apprentices to journeymen on the job site in any craft classification shall not be greater than the ratio permitted to the contractor as to the entire work force under the registered program. Any worker listed on a payroll at an apprentice wage rate, who is not registered or otherwise employed as stated above, shall be paid not less than the applicable wage rate on the wage determination for the classification of work actually performed. In addition, any apprentice performing work on the job site in excess of the ratio permitted under the registered program shall be paid not less than the applicable wage rate on the wage determination for the work actually performed. Where a contractor is performing construction on a project in a locality other than that in which its program is registered, the ratios and wage rates (expressed in percentages of the journeyman's hourly rate) specified in the contractor's or subcontractor's registered program shall be observed.

Every apprentice must be paid at not less than the rate specified in the registered program for the apprentice's level of progress, expressed as a percentage of the journeymen hourly

rate specified in the applicable wage determination. Apprentices shall be paid fringe benefits in accordance with the provisions of the apprenticeship program. If the apprenticeship program does not specify fringe benefits, apprentices must be paid the full amount of fringe benefits listed on the wage determination for the applicable classification. If the Administrator determines that a different practice prevails for the applicable apprentice classification, fringes shall be paid in accordance with that determination.

In the event the Office of Apprenticeship Training, Employer and Labor Services, or a State Apprenticeship Agency recognized by the Office, withdraws approval of an apprenticeship program, the contractor will no longer be permitted to utilize apprentices at less than the applicable predetermined rate for the work performed until an acceptable program is approved.

b. Trainees (programs of the USDOL).

Except as provided in 29 CFR 5.16, trainees will not be permitted to work at less than the predetermined rate for the work performed unless they are employed pursuant to and individually registered in a program which has received prior approval, evidenced by formal certification by the U.S. Department of Labor, Employment and Training Administration.

The ratio of trainees to journeymen on the job site shall not be greater than permitted under the plan approved by the Employment and Training Administration.

Every trainee must be paid at not less than the rate specified in the approved program for the trainee's level of progress, expressed as a percentage of the journeyman hourly rate specified in the applicable wage determination. Trainees shall be paid fringe benefits in accordance with the provisions of the trainee program. If the trainee program does not mention fringe benefits, trainees shall be paid the full amount of fringe benefits listed on the wage determination unless the Administrator of the Wage and Hour Division determines that there is an apprenticeship program associated with the corresponding journeyman wage rate on the wage determination which provides for less than full fringe benefits for apprentices. Any employee listed on the payroll at a trainee rate who is not registered and participating in a training plan approved by the Employment and Training Administration shall be paid not less than the applicable wage rate on the wage determination for the classification of work actually performed. In addition, any trainee performing work on the job site in excess of the ratio permitted under the registered program shall be paid not less than the applicable wage rate on the wage determination for the work actually performed.

In the event the Employment and Training Administration withdraws approval of a training program, the contractor will no longer be permitted to utilize trainees at less than the applicable predetermined rate for the work performed until an acceptable program is approved.

c. Equal employment opportunity. The utilization of apprentices, trainees and journeymen under this part shall be in conformity with the equal employment opportunity requirements of Executive Order 11246, as amended, and 29 CFR part 30.

d. Apprentices and Trainees (programs of the U.S. DOT).

Apprentices and trainees working under apprenticeship and skill training programs which have been certified by the Secretary of Transportation as promoting EEO in connection with Federal-aid highway construction programs are not subject to the requirements of paragraph 4 of this Section IV. The straight time hourly wage rates for apprentices and trainees under such programs will be established by the particular programs. The ratio of apprentices and trainees to journeymen shall not be greater than permitted by the terms of the particular program.

5. Compliance with Copeland Act requirements. The contractor shall comply with the requirements of 29 CFR part 3, which are incorporated by reference in this contract.

6. Subcontracts. The contractor or subcontractor shall insert Form FHWA-1273 in any subcontracts and also require the subcontractors to include Form FHWA-1273 in any lower tier subcontracts. The prime contractor shall be responsible for the compliance by any subcontractor or lower tier subcontractor with all the contract clauses in 29 CFR 5.5.

7. Contract termination: debarment. A breach of the contract clauses in 29 CFR 5.5 may be grounds for termination of the contract, and for debarment as a contractor and a subcontractor as provided in 29 CFR 5.12.

8. Compliance with Davis-Bacon and Related Act requirements. All rulings and interpretations of the Davis-Bacon and Related Acts contained in 29 CFR parts 1, 3, and 5 are herein incorporated by reference in this contract.

9. Disputes concerning labor standards. Disputes arising out of the labor standards provisions of this contract shall not be subject to the general disputes clause of this contract. Such disputes shall be resolved in accordance with the procedures of the Department of Labor set forth in 29 CFR parts 5, 6, and 7. Disputes within the meaning of this clause include disputes between the contractor (or any of its subcontractors) and the contracting agency, the U.S. Department of Labor, or the employees or their representatives.

10. Certification of eligibility.

a. By entering into this contract, the contractor certifies that neither it (nor he or she) nor any person or firm who has an interest in the contractor's firm is a person or firm ineligible to be awarded Government contracts by virtue of section 3(a) of the Davis-Bacon Act or 29 CFR 5.12(a)(1).

b. No part of this contract shall be subcontracted to any person or firm ineligible for award of a Government contract by virtue of section 3(a) of the Davis-Bacon Act or 29 CFR 5.12(a)(1).

c. The penalty for making false statements is prescribed in the U.S. Criminal Code, 18 U.S.C. 1001.

V. CONTRACT WORK HOURS AND SAFETY STANDARDS ACT

The following clauses apply to any Federal-aid construction contract in an amount in excess of \$100,000 and subject to the overtime provisions of the Contract Work Hours and Safety Standards Act. These clauses shall be inserted in addition to the clauses required by 29 CFR 5.5(a) or 29 CFR 4.6. As used in this paragraph, the terms laborers and mechanics include watchmen and guards.

1. Overtime requirements. No contractor or subcontractor contracting for any part of the contract work which may require or involve the employment of laborers or mechanics shall require or permit any such laborer or mechanic in any workweek in which he or she is employed on such work to work in excess of forty hours in such workweek unless such laborer or mechanic receives compensation at a rate not less than one and one-half times the basic rate of pay for all hours worked in excess of forty hours in such workweek.

2. Violation; liability for unpaid wages; liquidated damages. In the event of any violation of the clause set forth in paragraph (1.) of this section, the contractor and any subcontractor responsible therefor shall be liable for the unpaid wages. In addition, such contractor and subcontractor shall be liable to the United States (in the case of work done under contract for the District of Columbia or a territory, to such District or to such territory), for liquidated damages. Such liquidated damages shall be computed with respect to each individual laborer or mechanic, including watchmen and guards, employed in violation of the clause set forth in paragraph (1.) of this section, in the sum of \$10 for each calendar day on which such individual was required or permitted to work in excess of the standard workweek of forty hours without payment of the overtime wages required by the clause set forth in paragraph (1.) of this section.

3. Withholding for unpaid wages and liquidated damages. The FHWA or the contracting agency shall upon its own action or upon written request of an authorized representative of the Department of Labor withhold or cause to be withheld, from any moneys payable on account of work performed by the contractor or subcontractor under any such contract or any other Federal contract with the same prime contractor, or any other federally-assisted contract subject to the Contract Work Hours and Safety Standards Act, which is held by the same prime contractor, such sums as may be determined to be necessary to satisfy any liabilities of such contractor or subcontractor for unpaid wages and liquidated damages as provided in the clause set forth in paragraph (2.) of this section.

4. Subcontracts. The contractor or subcontractor shall insert in any subcontracts the clauses set forth in paragraph (1.) through (4.) of this section and also a clause requiring the subcontractors to include these clauses in any lower tier subcontracts. The prime contractor shall be responsible for compliance by any subcontractor or lower tier subcontractor with the clauses set forth in paragraphs (1.) through (4.) of this section.

VI. SUBLETTING OR ASSIGNING THE CONTRACT

This provision is applicable to all Federal-aid construction contracts on the National Highway System.

1. The contractor shall perform with its own organization contract work amounting to not less than 30 percent (or a greater percentage if specified elsewhere in the contract) of the total original contract price, excluding any specialty items designated by the contracting agency. Specialty items may be performed by subcontract and the amount of any such specialty items performed may be deducted from the total original contract price before computing the amount of work required to be performed by the contractor's own organization (23 CFR 635.116).

a. The term "perform work with its own organization" refers to workers employed or leased by the prime contractor, and equipment owned or rented by the prime contractor, with or without operators. Such term does not include employees or equipment of a subcontractor or lower tier subcontractor, agents of the prime contractor, or any other assignees. The term may include payments for the costs of hiring leased employees from an employee leasing firm meeting all relevant Federal and State regulatory requirements. Leased employees may only be included in this term if the prime contractor meets all of the following conditions:

(1) the prime contractor maintains control over the supervision of the day-to-day activities of the leased employees;

(2) the prime contractor remains responsible for the quality of the work of the leased employees;

(3) the prime contractor retains all power to accept or exclude individual employees from work on the project; and

(4) the prime contractor remains ultimately responsible for the payment of predetermined minimum wages, the submission of payrolls, statements of compliance and all other Federal regulatory requirements.

b. "Specialty Items" shall be construed to be limited to work that requires highly specialized knowledge, abilities, or equipment not ordinarily available in the type of contracting organizations qualified and expected to bid or propose on the contract as a whole and in general are to be limited to minor components of the overall contract.

2. The contract amount upon which the requirements set forth in paragraph (1) of Section VI is computed includes the cost of material and manufactured products which are to be purchased or produced by the contractor under the contract provisions.

3. The contractor shall furnish (a) a competent superintendent or supervisor who is employed by the firm, has full authority to direct performance of the work in accordance with the contract requirements, and is in charge of all construction operations (regardless of who performs the work) and (b) such other of its own organizational resources (supervision, management, and engineering services) as the contracting officer determines is necessary to assure the performance of the contract.

4. No portion of the contract shall be sublet, assigned or otherwise disposed of except with the written consent of the contracting officer, or authorized representative, and such consent when given shall not be construed to relieve the contractor of any responsibility for the fulfillment of the contract. Written consent will be given only after the contracting agency has assured that each subcontract is

evidenced in writing and that it contains all pertinent provisions and requirements of the prime contract.

5. The 30% self-performance requirement of paragraph (1) is not applicable to design-build contracts; however, contracting agencies may establish their own self-performance requirements.

VII. SAFETY: ACCIDENT PREVENTION

This provision is applicable to all Federal-aid construction contracts and to all related subcontracts.

1. In the performance of this contract the contractor shall comply with all applicable Federal, State, and local laws governing safety, health, and sanitation (23 CFR 635). The contractor shall provide all safeguards, safety devices and protective equipment and take any other needed actions as it determines, or as the contracting officer may determine, to be reasonably necessary to protect the life and health of employees on the job and the safety of the public and to protect property in connection with the performance of the work covered by the contract.

2. It is a condition of this contract, and shall be made a condition of each subcontract, which the contractor enters into pursuant to this contract, that the contractor and any subcontractor shall not permit any employee, in performance of the contract, to work in surroundings or under conditions which are unsanitary, hazardous or dangerous to his/her health or safety, as determined under construction safety and health standards (29 CFR 1926) promulgated by the Secretary of Labor, in accordance with Section 107 of the Contract Work Hours and Safety Standards Act (40 U.S.C. 3704).

3. Pursuant to 29 CFR 1926.3, it is a condition of this contract that the Secretary of Labor or authorized representative thereof, shall have right of entry to any site of contract performance to inspect or investigate the matter of compliance with the construction safety and health standards and to carry out the duties of the Secretary under Section 107 of the Contract Work Hours and Safety Standards Act (40 U.S.C.3704).

VIII. FALSE STATEMENTS CONCERNING HIGHWAY PROJECTS

This provision is applicable to all Federal-aid construction contracts and to all related subcontracts.

In order to assure high quality and durable construction in conformity with approved plans and specifications and a high degree of reliability on statements and representations made by engineers, contractors, suppliers, and workers on Federal-aid highway projects, it is essential that all persons concerned with the project perform their functions as carefully, thoroughly, and honestly as possible. Willful falsification, distortion, or misrepresentation with respect to any facts related to the project is a violation of Federal law. To prevent any misunderstanding regarding the seriousness of these and similar acts, Form FHWA-1022 shall be posted on each Federal-aid highway project (23 CFR 635) in one or more places where it is readily available to all persons concerned with the project:

18 U.S.C. 1020 reads as follows:

"Whoever, being an officer, agent, or employee of the United States, or of any State or Territory, or whoever, whether a person, association, firm, or corporation, knowingly makes any false statement, false representation, or false report as to the character, quality, quantity, or cost of the material used or to be used, or the quantity or quality of the work performed or to be performed, or the cost thereof in connection with the submission of plans, maps, specifications, contracts, or costs of construction on any highway or related project submitted for approval to the Secretary of Transportation; or

Whoever knowingly makes any false statement, false representation, false report or false claim with respect to the character, quality, quantity, or cost of any work performed or to be performed, or materials furnished or to be furnished, in connection with the construction of any highway or related project approved by the Secretary of Transportation; or

Whoever knowingly makes any false statement or false representation as to material fact in any statement, certificate, or report submitted pursuant to provisions of the Federal-aid Roads Act approved July 1, 1916, (39 Stat. 355), as amended and supplemented;

Shall be fined under this title or imprisoned not more than 5 years or both."

IX. IMPLEMENTATION OF CLEAN AIR ACT AND FEDERAL WATER POLLUTION CONTROL ACT

This provision is applicable to all Federal-aid construction contracts and to all related subcontracts.

By submission of this bid/proposal or the execution of this contract, or subcontract, as appropriate, the bidder, proposer, Federal-aid construction contractor, or subcontractor, as appropriate, will be deemed to have stipulated as follows:

1. That any person who is or will be utilized in the performance of this contract is not prohibited from receiving an award due to a violation of Section 508 of the Clean Water Act or Section 306 of the Clean Air Act.

2. That the contractor agrees to include or cause to be included the requirements of paragraph (1) of this Section X in every subcontract, and further agrees to take such action as the contracting agency may direct as a means of enforcing such requirements.

X. CERTIFICATION REGARDING DEBARMENT, SUSPENSION, INELIGIBILITY AND VOLUNTARY EXCLUSION

This provision is applicable to all Federal-aid construction contracts, design-build contracts, subcontracts, lower-tier subcontracts, purchase orders, lease agreements, consultant contracts or any other covered transaction requiring FHWA approval or that is estimated to cost \$25,000 or more – as defined in 2 CFR Parts 180 and 1200.

1. Instructions for Certification – First Tier Participants:

a. By signing and submitting this proposal, the prospective first tier participant is providing the certification set out below.

b. The inability of a person to provide the certification set out below will not necessarily result in denial of participation in this

covered transaction. The prospective first tier participant shall submit an explanation of why it cannot provide the certification set out below. The certification or explanation will be considered in connection with the department or agency's determination whether to enter into this transaction. However, failure of the prospective first tier participant to furnish a certification or an explanation shall disqualify such a person from participation in this transaction.

c. The certification in this clause is a material representation of fact upon which reliance was placed when the contracting agency determined to enter into this transaction. If it is later determined that the prospective participant knowingly rendered an erroneous certification, in addition to other remedies available to the Federal Government, the contracting agency may terminate this transaction for cause of default.

d. The prospective first tier participant shall provide immediate written notice to the contracting agency to whom this proposal is submitted if any time the prospective first tier participant learns that its certification was erroneous when submitted or has become erroneous by reason of changed circumstances.

e. The terms "covered transaction," "debarred," "suspended," "ineligible," "participant," "person," "principal," and "voluntarily excluded," as used in this clause, are defined in 2 CFR Parts 180 and 1200. "First Tier Covered Transactions" refers to any covered transaction between a grantee or subgrantee of Federal funds and a participant (such as the prime or general contract). "Lower Tier Covered Transactions" refers to any covered transaction under a First Tier Covered Transaction (such as subcontracts). "First Tier Participant" refers to the participant who has entered into a covered transaction with a grantee or subgrantee of Federal funds (such as the prime or general contractor). "Lower Tier Participant" refers any participant who has entered into a covered transaction with a First Tier Participant or other Lower Tier Participants (such as subcontractors and suppliers).

f. The prospective first tier participant agrees by submitting this proposal that, should the proposed covered transaction be entered into, it shall not knowingly enter into any lower tier covered transaction with a person who is debarred, suspended, declared ineligible, or voluntarily excluded from participation in this covered transaction, unless authorized by the department or agency entering into this transaction.

g. The prospective first tier participant further agrees by submitting this proposal that it will include the clause titled "Certification Regarding Debarment, Suspension, Ineligibility and Voluntary Exclusion-Lower Tier Covered Transactions," provided by the department or contracting agency, entering into this covered transaction, without modification, in all lower tier covered transactions and in all solicitations for lower tier covered transactions exceeding the \$25,000 threshold.

h. A participant in a covered transaction may rely upon a certification of a prospective participant in a lower tier covered transaction that is not debarred, suspended, ineligible, or voluntarily excluded from the covered transaction, unless it knows that the certification is erroneous. A participant is responsible for ensuring that its principals are not suspended, debarred, or otherwise ineligible to participate in covered transactions. To verify the eligibility of its principals, as well as the eligibility of any lower tier prospective participants, each participant may, but is not required to, check the Excluded Parties List System website (<https://www.epls.gov/>), which is compiled by the General Services Administration.

i. Nothing contained in the foregoing shall be construed to require the establishment of a system of records in order to render in good faith the certification required by this clause. The knowledge and information of the prospective participant is not required to exceed that which is normally possessed by a prudent person in the ordinary course of business dealings.

j. Except for transactions authorized under paragraph (f) of these instructions, if a participant in a covered transaction knowingly enters into a lower tier covered transaction with a person who is suspended, debarred, ineligible, or voluntarily excluded from participation in this transaction, in addition to other remedies available to the Federal Government, the department or agency may terminate this transaction for cause or default.

* * * * *

2. Certification Regarding Debarment, Suspension, Ineligibility and Voluntary Exclusion – First Tier Participants:

a. The prospective first tier participant certifies to the best of its knowledge and belief, that it and its principals:

(1) Are not presently debarred, suspended, proposed for debarment, declared ineligible, or voluntarily excluded from participating in covered transactions by any Federal department or agency;

(2) Have not within a three-year period preceding this proposal been convicted of or had a civil judgment rendered against them for commission of fraud or a criminal offense in connection with obtaining, attempting to obtain, or performing a public (Federal, State or local) transaction or contract under a public transaction; violation of Federal or State antitrust statutes or commission of embezzlement, theft, forgery, bribery, falsification or destruction of records, making false statements, or receiving stolen property;

(3) Are not presently indicted for or otherwise criminally or civilly charged by a governmental entity (Federal, State or local) with commission of any of the offenses enumerated in paragraph (a)(2) of this certification; and

(4) Have not within a three-year period preceding this application/proposal had one or more public transactions (Federal, State or local) terminated for cause or default.

b. Where the prospective participant is unable to certify to any of the statements in this certification, such prospective participant shall attach an explanation to this proposal.

2. Instructions for Certification - Lower Tier Participants:

(Applicable to all subcontracts, purchase orders and other lower tier transactions requiring prior FHWA approval or estimated to cost \$25,000 or more - 2 CFR Parts 180 and 1200)

a. By signing and submitting this proposal, the prospective lower tier is providing the certification set out below.

b. The certification in this clause is a material representation of fact upon which reliance was placed when this transaction was entered into. If it is later determined that the prospective lower tier participant knowingly rendered an erroneous certification, in addition to other remedies available to the Federal Government, the department, or agency with which

this transaction originated may pursue available remedies, including suspension and/or debarment.

c. The prospective lower tier participant shall provide immediate written notice to the person to which this proposal is submitted if at any time the prospective lower tier participant learns that its certification was erroneous by reason of changed circumstances.

d. The terms "covered transaction," "debarred," "suspended," "ineligible," "participant," "person," "principal," and "voluntarily excluded," as used in this clause, are defined in 2 CFR Parts 180 and 1200. You may contact the person to which this proposal is submitted for assistance in obtaining a copy of those regulations. "First Tier Covered Transactions" refers to any covered transaction between a grantee or subgrantee of Federal funds and a participant (such as the prime or general contract). "Lower Tier Covered Transactions" refers to any covered transaction under a First Tier Covered Transaction (such as subcontracts). "First Tier Participant" refers to the participant who has entered into a covered transaction with a grantee or subgrantee of Federal funds (such as the prime or general contractor). "Lower Tier Participant" refers any participant who has entered into a covered transaction with a First Tier Participant or other Lower Tier Participants (such as subcontractors and suppliers).

e. The prospective lower tier participant agrees by submitting this proposal that, should the proposed covered transaction be entered into, it shall not knowingly enter into any lower tier covered transaction with a person who is debarred, suspended, declared ineligible, or voluntarily excluded from participation in this covered transaction, unless authorized by the department or agency with which this transaction originated.

f. The prospective lower tier participant further agrees by submitting this proposal that it will include this clause titled "Certification Regarding Debarment, Suspension, Ineligibility and Voluntary Exclusion-Lower Tier Covered Transaction," without modification, in all lower tier covered transactions and in all solicitations for lower tier covered transactions exceeding the \$25,000 threshold.

g. A participant in a covered transaction may rely upon a certification of a prospective participant in a lower tier covered transaction that is not debarred, suspended, ineligible, or voluntarily excluded from the covered transaction, unless it knows that the certification is erroneous. A participant is responsible for ensuring that its principals are not suspended, debarred, or otherwise ineligible to participate in covered transactions. To verify the eligibility of its principals, as well as the eligibility of any lower tier prospective participants, each participant may, but is not required to, check the Excluded Parties List System website (<https://www.epls.gov/>), which is compiled by the General Services Administration.

h. Nothing contained in the foregoing shall be construed to require establishment of a system of records in order to render in good faith the certification required by this clause. The knowledge and information of participant is not required to exceed that which is normally possessed by a prudent person in the ordinary course of business dealings.

i. Except for transactions authorized under paragraph e of these instructions, if a participant in a covered transaction knowingly enters into a lower tier covered transaction with a person who is suspended, debarred, ineligible, or voluntarily excluded from participation in this transaction, in addition to other remedies available to the Federal Government, the

department or agency with which this transaction originated may pursue available remedies, including suspension and/or debarment.

* * * * *

Certification Regarding Debarment, Suspension, Ineligibility and Voluntary Exclusion--Lower Tier Participants:

1. The prospective lower tier participant certifies, by submission of this proposal, that neither it nor its principals is presently debarred, suspended, proposed for debarment, declared ineligible, or voluntarily excluded from participating in covered transactions by any Federal department or agency.

2. Where the prospective lower tier participant is unable to certify to any of the statements in this certification, such prospective participant shall attach an explanation to this proposal.

* * * * *

XI. CERTIFICATION REGARDING USE OF CONTRACT FUNDS FOR LOBBYING

This provision is applicable to all Federal-aid construction contracts and to all related subcontracts which exceed \$100,000 (49 CFR 20).

1. The prospective participant certifies, by signing and submitting this bid or proposal, to the best of his or her knowledge and belief, that:

a. No Federal appropriated funds have been paid or will be paid, by or on behalf of the undersigned, to any person for influencing or attempting to influence an officer or employee of any Federal agency, a Member of Congress, an officer or employee of Congress, or an employee of a Member of Congress in connection with the awarding of any Federal contract, the making of any Federal grant, the making of any Federal loan, the entering into of any cooperative agreement, and the extension, continuation, renewal, amendment, or modification of any Federal contract, grant, loan, or cooperative agreement.

b. If any funds other than Federal appropriated funds have been paid or will be paid to any person for influencing or attempting to influence an officer or employee of any Federal agency, a Member of Congress, an officer or employee of Congress, or an employee of a Member of Congress in connection with this Federal contract, grant, loan, or cooperative agreement, the undersigned shall complete and submit Standard Form-LLL, "Disclosure Form to Report Lobbying," in accordance with its instructions.

2. This certification is a material representation of fact upon which reliance was placed when this transaction was made or entered into. Submission of this certification is a prerequisite for making or entering into this transaction imposed by 31 U.S.C. 1352. Any person who fails to file the required certification shall be subject to a civil penalty of not less than \$10,000 and not more than \$100,000 for each such failure.

3. The prospective participant also agrees by submitting its bid or proposal that the participant shall require that the language of this certification be included in all lower tier subcontracts, which exceed \$100,000 and that all such recipients shall certify and disclose accordingly.

**ATTACHMENT A - EMPLOYMENT AND MATERIALS
PREFERENCE FOR APPALACHIAN DEVELOPMENT
HIGHWAY SYSTEM OR APPALACHIAN LOCAL ACCESS
ROAD CONTRACTS**

This provision is applicable to all Federal-aid projects funded under the Appalachian Regional Development Act of 1965.

1. During the performance of this contract, the contractor undertaking to do work which is, or reasonably may be, done as on-site work, shall give preference to qualified persons who regularly reside in the labor area as designated by the DOL wherein the contract work is situated, or the subregion, or the Appalachian counties of the State wherein the contract work is situated, except:

a. To the extent that qualified persons regularly residing in the area are not available.

b. For the reasonable needs of the contractor to employ supervisory or specially experienced personnel necessary to assure an efficient execution of the contract work.

c. For the obligation of the contractor to offer employment to present or former employees as the result of a lawful collective bargaining contract, provided that the number of nonresident persons employed under this subparagraph (1c) shall not exceed 20 percent of the total number of employees employed by the contractor on the contract work, except as provided in subparagraph (4) below.

2. The contractor shall place a job order with the State Employment Service indicating (a) the classifications of the laborers, mechanics and other employees required to perform the contract work, (b) the number of employees required in each classification, (c) the date on which the participant estimates such employees will be required, and (d) any other pertinent information required by the State Employment Service to complete the job order form. The job order may be placed with the State Employment Service in writing or by telephone. If during the course of the contract work, the information submitted by the contractor in the original job order is substantially modified, the participant shall promptly notify the State Employment Service.

3. The contractor shall give full consideration to all qualified job applicants referred to him by the State Employment Service. The contractor is not required to grant employment to any job applicants who, in his opinion, are not qualified to perform the classification of work required.

4. If, within one week following the placing of a job order by the contractor with the State Employment Service, the State Employment Service is unable to refer any qualified job applicants to the contractor, or less than the number requested, the State Employment Service will forward a certificate to the contractor indicating the unavailability of applicants. Such certificate shall be made a part of the contractor's permanent project records. Upon receipt of this certificate, the contractor may employ persons who do not normally reside in the labor area to fill positions covered by the certificate, notwithstanding the provisions of subparagraph (1c) above.

5. The provisions of 23 CFR 633.207(e) allow the contracting agency to provide a contractual preference for the use of mineral resource materials native to the Appalachian region.

6. The contractor shall include the provisions of Sections 1 through 4 of this Attachment A in every subcontract for work which is, or reasonably may be, done as on-site work.

Non-discrimination Provisions

During the performance of this contract, the contractor, for itself, its assignees, and successors in interest (hereinafter referred to as the "contractor") agrees as follows:

1. Compliance with Regulations: The contractor (hereinafter includes consultants) will comply with the Acts and the Regulations relative to Non-discrimination in Federally-assisted programs of the U.S. Department of Transportation, Federal Highway Administration, as they may be amended from time to time, which are herein incorporated by reference and made a part of this contract.

2. Non-discrimination: The contractor, with regard to the work performed by it during the contract, will not discriminate on the grounds of race, color, or national origin in the selection and retention of subcontractors, including procurements of materials and leases of equipment. The contractor will not participate directly or indirectly in the discrimination prohibited by the Acts and the Regulations, including employment practices when the contract covers any activity, project, or program set forth in Appendix B of 49 CFR Part 21.

3. Solicitations for Subcontracts, Including Procurements of Materials and Equipment: In all solicitations, either by competitive bidding, or negotiation made by the contractor for work to be performed under a subcontract, including procurements of materials, or leases of equipment, each potential subcontractor or supplier will be notified by the contractor of the contractor's obligations under this contract and the Acts and the Regulations relative to Non-discrimination on the grounds of race, color, or national origin.

4. Information and Reports: The contractor will provide all information and reports required by the Acts, the Regulations, and directives issued pursuant thereto and will permit access to its books, records, accounts, other sources of information, and its facilities as may be determined by the Recipient or the Federal Highway Administration to be pertinent to ascertain compliance with such Acts, Regulations, and instructions. Where any information required of a contractor is in the exclusive possession of another who fails or refuses to furnish the information, the contractor will so certify to the Recipient or the Federal Highway Administration, as appropriate, and will set forth what efforts it has made to obtain the information.

5. Sanctions for Noncompliance: In the event of a contractor's noncompliance with the Non-discrimination provisions of this contract, the Recipient will impose such contract sanctions as it or the Federal Highway Administration may determine to be appropriate, including, but not limited to:

- a. Withholding payments to the contractor under the contract until the contractor complies; and/or
- b. Cancelling, terminating, or suspending a contract, in whole or in part.

6. Incorporation of Provisions: The contractor will include the provisions of paragraphs one through six in every subcontract, including procurements of materials and leases of equipment, unless exempt by the Acts, the Regulations and directives issued pursuant thereto. The contractor will take action with respect to any subcontract or procurement as the Recipient or the Federal Highway Administration may direct as a means of enforcing such provisions including sanctions for noncompliance. Provided, that if the contractor becomes involved in, or is threatened with litigation by a subcontractor, or supplier because of such direction, the contractor may request the Recipient to enter into any litigation to protect the interests of the Recipient. In addition, the contractor may request the United States to enter into the litigation to protect the interests of the United States.

During the performance of this contract, the contractor, for itself, its assignees, and successors in interest (hereinafter referred to as the "contractor") agrees to comply with the following non-discrimination statutes and authorities; including but not limited to:

Pertinent Non-Discrimination Authorities:

- Title VI of the Civil Rights Act of 1964 (42 U.S.C. § 2000d et seq., 78 stat. 252), (prohibits discrimination on the basis of race, color, national origin); and 49 CFR Part 21.
- The Uniform Relocation Assistance and Real Property Acquisition Policies Act of 1970, (42 U.S.C. § 4601), (prohibits unfair treatment of persons displaced or whose property has been acquired because of Federal or Federal-aid programs and projects);
- Federal-Aid Highway Act of 1973, (23 U.S.C. § 324 et seq.), (prohibits discrimination on the basis of sex);
- Section 504 of the Rehabilitation Act of 1973, (29 U.S.C. § 794 et seq.), as amended, (prohibits discrimination on the basis of disability); and 49 CFR Part 27;
- The Age Discrimination Act of 1975, as amended, (42 U.S.C. § 6101 et seq.), (prohibits discrimination on the basis of age);
- Airport and Airway Improvement Act of 1982, (49 USC § 471, Section 47123), as amended, (prohibits discrimination based on race, creed, color, national origin, or sex);
- The Civil Rights Restoration Act of 1987, (PL 100-209), (Broadened the scope, coverage and applicability of Title VI of the Civil Rights Act of 1964, The Age Discrimination Act of 1975 and Section 504 of the Rehabilitation Act of 1973, by expanding the definition of the terms "programs or activities" to include all of the programs or activities of the Federal-aid recipients, sub-recipients and contractors, whether such programs or activities are Federally funded or not);
- Titles II and III of the Americans with Disabilities Act, which prohibit discrimination on the basis of disability in the operation of public entities, public and private transportation systems, places of public accommodation, and certain testing entities (42 U.S.C. §§ 12131-12189) as implemented by Department of Transportation regulations at 49 C.F.R. parts 37 and 38;
- The Federal Aviation Administration's Non-discrimination statute (49 U.S.C. § 47123) (prohibits discrimination on the basis of race, color, national origin, and sex);

- Executive Order 12898, Federal Actions to Address Environmental Justice in Minority Populations and Low-Income Populations, which ensures Non-discrimination against minority populations by discouraging programs, policies, and activities with disproportionately high and adverse human health or environmental effects on minority and low-income populations;
- Executive Order 13166, Improving Access to Services for Persons with Limited English Proficiency, and resulting agency guidance, national origin discrimination includes discrimination because of Limited English proficiency (LEP). To ensure compliance with Title VI, you must take reasonable steps to ensure that LEP persons have meaningful access to your programs (70 Fed. Reg. at 74087 to 74100);
- Title IX of the Education Amendments of 1972, as amended, which prohibits you from discriminating because of sex in education programs or activities (20 U.S.C. 1681 et seq).

SEPTEMBER 2002

**NOTICE OF REQUIREMENT FOR AFFIRMATIVE ACTION TO ENSURE
EQUAL EMPLOYMENT OPPORTUNITY (EXECUTIVE ORDER 11246)**

1. The Offeror's or Bidder's attention is called to the "Employment Practices" and "Equal Opportunity Clause" set forth in the Required Contract Provisions, FHWA 1273.
2. The goals and timetables for minority and female participation expressed in percentage terms for the contractor's aggregate work force in each trade, on all construction work in the covered area, are as follows:

Goals for Minority Participation for Each Trade:

<u>County</u>	<u>%</u>	<u>County</u>	<u>%</u>	<u>County</u>	<u>%</u>
Adams	1.7	Iowa	1.7	Polk	2.2
Ashland	1.2	Iron	1.2	Portage	0.6
Barron	0.6	Jackson	0.6	Price	0.6
Bayfield	1.2	Jefferson	7.0	Racine	8.4
Brown	1.3	Juneau	0.6	Richland	1.7
Buffalo	0.6	Kenosha	3.0	Rock	3.1
Burnett	2.2	Kewaunee	1.0	Rusk	0.6
Calumet	0.9	La Crosse	0.9	St. Croix	2.9
Chippewa	0.5	Lafayette	0.5	Sauk	1.7
Clark	0.6	Langlade	0.6	Sawyer	0.6
Columbia	1.7	Lincoln	0.6	Shawano	1.0
Crawford	0.5	Manitowoc	1.0	Sheboygan	7.0
Dane	2.2	Marathon	0.6	Taylor	0.6
Dodge	7.0	Marinette	1.0	Trempealeau	0.6
Door	1.0	Marquette	1.7	Vernon	0.6
Douglas	1.0	Menominee	1.0	Vilas	0.6
Dunn	0.6	Milwaukee	8.0	Walworth	7.0
Eau Claire	0.5	Monroe	0.6	Washburn	0.6
Florence	1.0	Oconto	1.0	Washington	8.0
Fond du Lac	1.0	Oneida	0.6	Waukesha	8.0
Forest	1.0	Outagamie	0.9	Waupaca	1.0
Grant	0.5	Ozaukee	8.0	Waushara	1.0
Green	1.7	Pepin	0.6	Winnebago	0.9
Green Lake	1.0	Pierce	2.2	Wood	0.6

Goals for female participation for each trade: 6.9%

These goals are applicable to all the contractor's construction work, (whether or not it is federal or federally assisted), performed in the covered area. If the contractor performs construction work in the geographical area located outside of the covered area, it shall apply the goals established for such geographical area where the work is actually performed. With regard to this second area, the contractor also is subject to the goals for both its federally involved and nonfederally involved construction.

The contractor's compliance with the Executive Order and the Regulations in 41 CFR Part 60-4 shall be based on its implementation of the Equal Opportunity Clause, specific affirmative action obligations required by the specifications set forth in 41 CFR 60-4.3(a), and its efforts to meet the goals. The hours of minority and female employment and training must be substantially uniform throughout the length of the contract, and in each trade, and the contractor shall make a good faith effort to employ minorities and women evenly on each of its projects. The transfer of minority or female employees or trainees from contractor to contractor or from project to project for the sole purpose of meeting the contractor's goals shall be a violation of the contract, the Executive Order and the Regulations in 41 CFR Part 60-4. Compliance with the goals will be measured against the total work hours performed.

3. The contractor shall provide written notification to the Director of the Office of Federal Contract Compliance Programs within ten (10) working days of award of any construction subcontract in excess of \$10,000.00 at any tier for construction work under the contract resulting from this solicitation. The notification shall list the name, address and telephone number of the subcontractor, employer identification number of the subcontractor; estimated dollar amount of the subcontract; estimated starting and completion dates of the subcontract; and the geographical area in which the subcontract is to be performed.

As referred to in this section, the Director means:

Director
Office of Federal Contract Compliance Programs
Ruess Federal Plaza
310 W. Wisconsin Ave., Suite 1115
Milwaukee, WI 53202

The "Employer Identification Number" means the Federal Social Security number used on the Employer's Quarterly Federal Tax Return, U.S. Treasury Department Form 941.

4. As used in this notice, and in the contract resulting from solicitation, the "covered area" is the county(ies) in Wisconsin to which this proposal applies.

APRIL 2013

ADDITIONAL FEDERAL-AID PROVISIONS

NOTICE TO ALL BIDDERS

To report bid rigging activities call:

1-800-424-9071

The U.S. Department of Transportation (DOT) operates the above toll-free "hotline" Monday through Friday, 8:00 a.m. to 5:00 p.m., Eastern Time. Anyone with knowledge of possible bid rigging, bidding collusion, or other fraudulent activities should use the "hotline" to report such activities.

The "hotline" is part of the DOT's continuing effort to identify and investigate highway construction contract fraud and abuse and is operated under the direction of the DOT Inspector General. All information will be treated confidentially and caller anonymity will be respected.

Effective August 2015 letting

BUY AMERICA PROVISION

All steel and iron materials permanently incorporated in this project shall be domestic products and all manufacturing and coating processes for these materials from smelting forward in the manufacturing process must have occurred within the United States. Coating includes epoxy coating, galvanizing, painting and any other coating that protects or enhances the value of a material subject to the requirements of Buy America. The exemption of this requirement is the minimal use of foreign materials if the total cost of such material permanently incorporated in the product does not exceed one-tenth of one percent (1/10 of 1%) of the total contract cost or \$2,500.00, whichever is greater. For purposes of this paragraph, the cost is that shown to be the value of the subject products as they are delivered to the project. The contractor shall take actions and provide documentation conforming to CMM 2-28.5 to ensure compliance with this "Buy America" provision.

<http://wisconsindot.gov/rdwy/cmm/cm-02-28.pdf>

Upon completion of the project certify to the engineer, in writing using department form WS4567, that all steel, iron, and coating processes for steel or iron incorporated into the contract work conform to these "Buy America" provisions. Attach a list of exemptions and their associated costs to the certification form. Department form WS4567 is available at:

<http://wisconsindot.gov/hcciDocs/contracting-info/ws4567.doc>

Cargo Preference Act Requirement

All Federal-aid projects shall comply with 46 CFR 381.7 (a) – (b) as follows:

(a) *Agreement Clauses*. “Use of United States-flag vessels:”

(1) Pursuant to Pub. L. 664 (43 U.S.C. 1241(b)) at least 50 percent of any equipment, materials or commodities procured, contracted for or otherwise obtained with funds granted, guaranteed, loaned, or advanced by the U.S. Government under this agreement, and which may be transported by ocean vessel, shall be transported on privately owned United States-flag commercial vessels, if available.

(2) Within 20 days following the date of loading for shipments originating within the United States or within 30 working days following the date of loading for shipments originating outside the United States, a legible copy of a rated, ‘on-board’ commercial ocean bill-of-lading in English for each shipment of cargo described in paragraph (a)(1) of this section shall be furnished to both the Contracting Officer (through the prime contractor in the case of subcontractor bills-of-lading) and to the Division of National Cargo, Office of Market Development, Maritime Administration, Washington, DC 20590.”

(b) *Contractor and Subcontractor Clauses*. “Use of United States-flag vessels: The contractor agrees—”

(1) To utilize privately owned United States-flag commercial vessels to ship at least 50 percent of the gross tonnage (computed separately for dry bulk carriers, dry cargo liners, and tankers) involved, whenever shipping any equipment, material, or commodities pursuant to this contract, to the extent such vessels are available at fair and reasonable rates for United States-flag commercial vessels.

(2) To furnish within 20 days following the date of loading for shipments originating within the United States or within 30 working days following the date of loading for shipments originating outside the United States, a legible copy of a rated, ‘on-board’ commercial ocean bill-of-lading in English for each shipment of cargo described in paragraph (b) (1) of this section to both the Contracting Officer (through the prime contractor in the case of subcontractor bills-of-lading) and to the Division of National Cargo, Office of Market Development, Maritime Administration, Washington, DC 20590.

(3) To insert the substance of the provisions of this clause in all subcontracts issued pursuant to this contract.

Effective with February 2017 Letting

**WISCONSIN DEPARTMENT OF TRANSPORTATION DIVISION OF
TRANSPORTATION AND SYSTEM DEVELOPMENT**

SUPPLEMENTAL REQUIRED CONTRACT PROVISIONS

- I.** Prevailing Wage Rates, Hours of Labor, and Payment of Wages
- II.** Payroll Requirements
- III.** Postings at the Site of the Work
- IV.** Wage Rate Distribution
- V.** Additional Classifications

**I. PREVAILING WAGE RATES, HOURS OF LABOR AND PAYMENT OF
WAGES**

The U.S. Department of Labor (Davis-Bacon Minimum Wage Rates) attached hereto and made a part hereof furnishes the prevailing wage rates pursuant to Section 84.062 of the Wisconsin Statutes. These wage rates are the minimum required to be paid to the laborers, workers, mechanics and truck drivers employed by contractors and subcontractors on the construction work embraced by the contract and subject to prevailing hours and wages under Section 84.062, Stats. Apprentices shall be paid at rates not less than those prescribed in their apprenticeship contract.

While the wage rates shown are the minimum rates required by the contract to be paid during its life, this is not a representation that labor can be obtained at these rates. It is the responsibility of bidders to inform themselves as to the local labor conditions and prospective changes or adjustments of wage rates. No increase in the contract price shall be allowed or authorized on account of the payment of wage rates in excess of those listed herein.

Pursuant to Section 16.856 of the Wisconsin Statutes, the prevailing hours of labor have been determined to be up to 10 hours per day and 40 hours per calendar week Monday through Friday. If any laborer, worker, mechanic or truck driver is permitted or required to work more than the prevailing number of hours per day or per calendar week on this contract, they shall be paid for all hours in excess of the prevailing hours at a rate of at least one and one-half (1 1/2) times their hourly base rate of pay. All work on Saturday, Sunday and the following holidays is to be paid at time and a half:

January 1

Last Monday in May

July 4

First Monday in September

Fourth Thursday in November

December 25

The day before if January 1, July 4 or December 25 falls on a Saturday, and

The day following if January 1, July 4 or December 25 falls on a Sunday.

All laborers, workers, mechanics and truck drivers shall be paid unconditionally not less often than once a week. Persons who own and operate their own trucks must receive the prevailing truck driver rate for the applicable type of truck (i.e. 2 axle, 3 or more axle, articulated, euclid or dumptor) he or she operates, plus an agreed upon amount for the use of his or her truck. Every owner-operator MUST be paid separately for their driving and for the use of their truck.

II. PAYROLL REQUIREMENTS

All contractors and subcontractors must submit weekly Certified Payrolls and Compliance Statement verifying that all laborers, workers, mechanics and truck drivers working on the project have been paid the prevailing wage rates for all work performed under the contract required by Section 84.062 of the Wisconsin Statutes.

III. POSTINGS AT THE SITE OF THE WORK

In addition to the required postings furnished by the Department, the contractor shall post the following in at least one conspicuous and accessible place at the site of work:

- a. "NOTICE TO EMPLOYEES," which provides information required to be posted by the provisions of Section 84.062 of the Wisconsin Statutes.
- b. A copy of the U.S. Department of Labor (Davis-Bacon, Minimum Wage Rates).
- c. A copy of the contractor's Equal Employment Opportunity Policy.

All required documents shall be posted by the first day of work and be accurate and complete. Postings must be readable, in an area where they will be noticed, and maintained until the last day of work.

IV. WAGE RATE REDISTRIBUTION

A contractor or subcontractor performing work subject to a Davis-Bacon wage determination may discharge its minimum wage obligations for the payment of both straight time wages and fringe benefits by (1) paying both in cash, (2) making payments or incurring costs for bona fide fringe benefits, or (3) by a combination thereof. Thus, under the Davis-Bacon a contractor may offset an amount of monetary wages paid in excess of the minimum wage required under the determination to satisfy its fringe benefit obligations. *See* 40 USC 3142(d) and 29 CFR 5.31.

V. ADDITIONAL CLASSIFICATIONS

Unlisted classifications needed for work not included within the scope of the classifications listed may be added after award only as provided in the labor standards contract clauses (29CFR 5.5(a)(1)(ii)). The contracting officer shall require that any class of laborers or mechanics, including helpers, which is not listed in the wage determination and which is to be employed under the contract shall be classified in conformance with the wage determination.

The contracting officer shall approve an additional classification and wage rate and fringe benefits therefore only when the following criteria have been met:

- a. The work to be performed by the classification requested is not performed by a classification in the wage determination; and
- b. The classification is utilized in the area by the construction industry; and
- c. The proposed wage rate, including any bona fide fringe benefits, bears a reasonable relationship to the wage rates contained in the wage determination.

General Decision Number: WI170010 02/03/2017 WI10

Superseded General Decision Number: WI20160010

State: Wisconsin

Construction Type: Highway

Counties: Wisconsin Statewide.

HIGHWAY, AIRPORT RUNWAY & TAXIWAY CONSTRUCTION PROJECTS (does not include bridges over navigable waters; tunnels; buildings in highway rest areas; and railroad construction)

Note: Under Executive Order (EO) 13658, an hourly minimum wage of \$10.20 for calendar year 2017 applies to all contracts subject to the Davis-Bacon Act for which the contract is awarded (and any solicitation was issued) on or after January 1, 2015. If this contract is covered by the EO, the contractor must pay all workers in any classification listed on this wage determination at least \$10.20 (or the applicable wage rate listed on this wage determination, if it is higher) for all hours spent performing on the contract in calendar year 2017. The EO minimum wage rate will be adjusted annually. Additional information on contractor requirements and worker protections under the EO is available at www.dol.gov/whd/govcontracts.

Modification Number	Publication Date
0	01/06/2017
1	02/03/2017

BRWI0001-002 06/01/2016

CRAWFORD, JACKSON, JUNEAU, LA CROSSE, MONROE, TREMPLEAU, AND VERNON COUNTIES

	Rates	Fringes
BRICKLAYER.....	\$ 31.84	20.95

BRWI0002-002 06/01/2016

ASHLAND, BAYFIELD, DOUGLAS, AND IRON COUNTIES

	Rates	Fringes
BRICKLAYER.....	\$ 37.04	19.70

BRWI0002-005 06/01/2016

ADAMS, ASHLAND, BARRON, BROWN, BURNETT, CALUMET, CHIPPEWA, CLARK, COLUMBIA, DODGE, DOOR, DUNN, FLORENCE, FOND DU LAC,

FOREST, GREEN LAKE, IRON, JEFFERSON, KEWAUNEE, LANGLADE,
LINCOLN, MANITOWOC, MARATHON, MARINETTE, MARQUETTE, MENOMINEE,
OCONTO, ONEIDA, OUTAGAMIE, POLK, PORTAGE, RUSK, ST CROIX, SAUK,
SHAWANO, SHEBOYGAN, TAYLOR, VILAS, WALWORTH, WAUPACA, WAUSHARA,
WINNEBAGO, AND WOOD COUNTIES

	Rates	Fringes
CEMENT MASON/CONCRETE FINISHER...	\$ 35.07	20.51

BRWI0003-002 06/01/2016

BROWN, DOOR, FLORENCE, KEWAUNEE, MARINETTE, AND OCONTO COUNTIES

	Rates	Fringes
BRICKLAYER.....	\$ 32.22	20.57

BRWI0004-002 06/01/2016

KENOSHA, RACINE, AND WALWORTH COUNTIES

	Rates	Fringes
BRICKLAYER.....	\$ 36.59	21.49

BRWI0006-002 06/01/2016

ADAMS, CLARK, FOREST, LANGLADE, LINCOLN, MARATHON, MENOMINEE,
ONEIDA, PORTAGE, PRICE, TAYLOR, VILAS AND WOOD COUNTIES

	Rates	Fringes
BRICKLAYER.....	\$ 33.04	19.75

BRWI0007-002 06/01/2016

GREEN, LAFAYETTE, AND ROCK COUNTIES

	Rates	Fringes
BRICKLAYER.....	\$ 33.54	20.95

BRWI0008-002 06/01/2016

MILWAUKEE, OZAUKEE, WASHINGTON, AND WAUKESHA COUNTIES

	Rates	Fringes
BRICKLAYER.....	\$ 36.98	20.62

BRWI0011-002 06/01/2016

CALUMET, FOND DU LAC, MANITOWOC, AND SHEBOYGAN COUNTIES

	Rates	Fringes
BRICKLAYER.....	\$ 32.22	20.57

BRWI0019-002 06/01/2015		

BARRON, BUFFALO, BURNETT, CHIPPEWA, DUNN, EAU CLAIRE, PEPIN,
PIERCE, POLK, RUSK, ST. CROIX, SAWYER AND WASHBURN COUNTIES

	Rates	Fringes
BRICKLAYER.....	\$ 31.36	16.51

BRWI0034-002 06/01/2015		

COLUMBIA AND SAUK COUNTIES

	Rates	Fringes
BRICKLAYER.....	\$ 32.86	17.22

CARP0087-001 07/01/2012		

BURNETT (W. of Hwy 48), PIERCE (W. of Hwy 29), POLK (W. of Hwys
35, 48 & 65), AND ST. CROIX (W. of Hwy 65) COUNTIES

	Rates	Fringes
Carpenter & Piledrivermen.....	\$ 33.34	16.73

CARP0252-002 07/02/2012		

ADAMS, BARRON, BAYFIELD (Eastern 2/3), BROWN, BUFFALO,
BURNETT (E. of Hwy 48), CALUMET, CHIPPEWA, CLARK, COLUMBIA,
CRAWFORD, DANE, DODGE, DOOR, DUNN, EAU CLAIRE, FLORENCE (except
area bordering Michigan State Line), FOND DU LAC, FOREST,
GRANT, GREEN, GREEN LAKE, IOWA, IRON, JACKSON, JEFFERSON,
JUNEAU, KEWAUNEE, LA CROSSE, LAFAYETTE, LANGLADE, LINCOLN,
MANITOWOC, MARATHON, MARINETTE (except N.E. corner), MARQUETTE,
MENOMINEE, MONROE, OCONTO, ONEIDA, OUTAGAMIE, PEPIN, PIERCE (E.
of Hwys 29 & 65), POLK (E. of Hwys 35, 48 & 65), PORTAGE,
PRICE, RICHLAND, ROCK, RUSK, SAUK, SAWYER, SHAWANO, SHEBOYGAN,
ST CROIX (E. of Hwy 65), TAYLOR, TREMPLEAU, VERNON, VILAS,
WALWORTH, WASHBURN, WAUPACA, WAUSHARA, WINNEBAGO, AND WOOD
COUNTIES

Rates	Fringes
-------	---------

CARPENTER

CARPENTER.....	\$ 30.48	15.80
MILLWRIGHT.....	\$ 32.11	15.80
PILEDRIVER.....	\$ 30.98	15.80

CARP0252-010 07/02/2012

ASHLAND COUNTY

	Rates	Fringes
Carpenters		
Carpenter.....	\$ 30.48	15.80
Millwright.....	\$ 32.11	15.80
Pile Driver.....	\$ 30.98	15.80

CARP0264-003 06/01/2008

KENOSHA, MILWAUKEE, OZAUKEE, RACINE, WAUKESHA, AND WASHINGTON COUNTIES

	Rates	Fringes
CARPENTER.....	\$ 30.52	14.41

* CARP0361-004 05/01/2016

BAYFIELD (West of Hwy 63) AND DOUGLAS COUNTIES

	Rates	Fringes
CARPENTER.....	\$ 34.57	18.16

CARP2337-001 06/01/2008

ZONE A: MILWAUKEE, OZAUKEE, WAUKESHA AND WASHINGTON

ZONE B: KENOSHA & RACINE

	Rates	Fringes
PILEDRIVERMAN		
Zone A.....	\$ 27.25	19.46
Zone B.....	\$ 24.47	19.46

ELEC0014-002 05/30/2016

ASHLAND, BARRON, BAYFIELD, BUFFALO, BURNETT, CHIPPEWA, CLARK (except Maryville, Colby, Unity, Sherman, Fremont, Lynn & Sherwood), CRAWFORD, DUNN, EAU CLAIRE, GRANT, IRON, JACKSON, LA CROSSE, MONROE, PEPIN, PIERCE, POLK, PRICE, RICHLAND, RUSK, ST CROIX, SAWYER, TAYLOR, TREMPLEAU, VERNON, AND WASHBURN

COUNTIES

	Rates	Fringes
Electricians:.....	\$ 32.00	19.28

ELEC0014-007 05/30/2016		

REMAINING COUNTIES

	Rates	Fringes
Teledata System Installer		
Installer/Technician.....	\$ 24.35	13.15
<p>Low voltage construction, installation, maintenance and removal of teledata facilities (voice, data, and video) including outside plant, telephone and data inside wire, interconnect, terminal equipment, central offices, PABX, fiber optic cable and equipment, micro waves, V-SAT, bypass, CATV, WAN (wide area networks), LAN (local area networks), and ISDN (integrated systems digital network).</p>		

ELEC0127-002 06/01/2016		

KENOSHA COUNTY

	Rates	Fringes
Electricians:.....	\$ 37.71	30%+10.02

ELEC0158-002 05/30/2016		

BROWN, DOOR, KEWAUNEE, MANITOWOC (except Schleswig), MARINETTE (Wausaukee and area South thereof), OCONTO, MENOMINEE (East of a line 6 miles West of the West boundary of Oconto County), SHAWANO (Except Area North of Townships of Aniwa and Hutchins) COUNTIES

	Rates	Fringes
Electricians:.....	\$ 30.50	29.50% + 9.57

ELEC0159-003 05/30/2016		

COLUMBIA, DANE, DODGE (Area West of Hwy 26, except Chester and Emmet Townships), GREEN, LAKE (except Townships of Berlin, Seneca, and St. Marie), IOWA, MARQUETTE (except Townships of Neshkoka, Crystal Lake, Newton, and Springfield), and SAUK COUNTIES

	Rates	Fringes
Electricians:.....	\$ 36.50	20.39

ELEC0219-004 06/01/2015

FLORENCE COUNTY (Townships of Aurora, Commonwealth, Fern, Florence and Homestead) AND MARINETTE COUNTY (Township of Niagara)

	Rates	Fringes
Electricians:		
Electrical contracts over		
\$180,000.....	\$ 31.16	18.34
Electrical contracts under		
\$180,000.....	\$ 28.96	18.26

ELEC0242-005 05/29/2016

DOUGLAS COUNTY

	Rates	Fringes
Electricians:.....	\$ 34.92	25.05

ELEC0388-002 06/01/2013

ADAMS, CLARK (Colby, Freemont, Lynn, Mayville, Sherman, Sherwood, Unity), FOREST, JUNEAU, LANGLADE, LINCOLN, MARATHON, MARINETTE (Beecher, Dunbar, Goodman & Pembine), MENOMINEE (Area West of a line 6 miles West of the West boundary of Oconto County), ONEIDA, PORTAGE, SHAWANO (Aniwa and Hutchins), VILAS AND WOOD COUNTIES

	Rates	Fringes
Electricians:.....	\$ 28.96	24.85% + 9.70

ELEC0430-002 06/01/2016

RACINE COUNTY (Except Burlington Township)

	Rates	Fringes
Electricians:.....	\$ 36.07	21.84

ELEC0494-005 06/01/2016

MILWAUKEE, OZAUKEE, WASHINGTON, AND WAUKESHA COUNTIES

	Rates	Fringes
Electricians:.....	\$ 36.01	24.00

ELEC0494-006 06/01/2014

CALUMET (Township of New Holstein), DODGE (East of Hwy 26 including Chester Township), FOND DU LAC, MANITOWOC (Schleswig), and SHEBOYGAN COUNTIES

	Rates	Fringes
Electricians:.....	\$ 29.64	20.54

ELEC0494-013 06/01/2015

DODGE (East of Hwy 26 including Chester Twp, excluding Emmet Twp), FOND DU LAC (Except Waupuin), MILWAUKEE, OZAUKEE, MANITOWOC (Schleswig), WASHINGTON, AND WAUKESHA COUNTIES

	Rates	Fringes
Sound & Communications		
Installer.....	\$ 16.47	14.84
Technician.....	\$ 26.00	17.70

Installation, testing, maintenance, operation and servicing of all sound, intercom, telephone interconnect, closed circuit TV systems, radio systems, background music systems, language laboratories, electronic carillon, antenna distribution systems, clock and program systems and low-voltage systems such as visual nurse call, audio/visual nurse call systems, doctors entrance register systems. Includes all wire and cable carrying audio, visual, data, light and radio frequency signals. Includes the installation of conduit, wiremold, or raceways in existing structures that have been occupied for six months or more where required for the protection of the wire or cable, but does not mean a complete conduit or raceway system. work covered does not include the installation of conduit, wiremold or any raceways in any new construction, or the installation of power supply outlets by means of which external electric power is supplied to any of the foregoing equipment or products

ELEC0577-003 05/30/2016

CALUMET (except Township of New Holstein), GREEN LAKE (N. part including Townships of Berlin, St Marie, and Seneca), MARQUETTE (N. part including Townships of Crystal Lake, Neshkoro, Newton, and Springfield), OUTAGAMIE, WAUPACA, WAUSHARA, AND WINNEBAGO

COUNTIES

	Rates	Fringes
Electricians:.....	\$ 30.68	17.28

ELEC0890-003 06/01/2016		

DODGE (Emmet Township only), GREEN, JEFFERSON, LAFAYETTE,
RACINE (Burlington Township), ROCK AND WALWORTH COUNTIES

	Rates	Fringes
Electricians:.....	\$ 32.45	26.10% + \$10.56

ELEC0953-001 07/01/2015		

	Rates	Fringes
Line Construction:		
(1) Lineman.....	\$ 42.14	32% + 5.00
(2) Heavy Equipment Operator.....	\$ 40.03	32% + 5.00
(3) Equipment Operator.....	\$ 33.71	32% + 5.00
(4) Heavy Groundman Driver..	\$ 26.78	14.11
(5) Light Groundman Driver..	\$ 24.86	13.45
(6) Groundsman.....	\$ 23.18	32% + 5.00

ENGI0139-005 06/01/2016		

	Rates	Fringes
Power Equipment Operator		
Group 1.....	\$ 39.27	21.80
Group 2.....	\$ 38.77	21.80
Group 3.....	\$ 38.27	21.80
Group 4.....	\$ 38.01	21.80
Group 5.....	\$ 37.72	21.80
Group 6.....	\$ 31.82	21.80

HAZARDOUS WASTE PREMIUMS:

EPA Level "A" protection - \$3.00 per hour
EPA Level "B" protection - \$2.00 per hour
EPA Level "C" protection - \$1.00 per hour

POWER EQUIPMENT OPERATORS CLASSIFICATIONS

GROUP 1: Cranes, tower cranes, and derricks with or without
attachments with a lifting capacity of over 100 tons; or
cranes, tower cranes, and derricks with boom, leads and/or
jib lengths measuring 176 feet or longer.

GROUP 2: Cranes, tower cranes and derricks with or without attachments with a lifting capacity of 100 tons or less; or cranes, tower cranes, and derricks with boom, leads, and/or jibs lengths measuring 175 feet or under and Backhoes (excavators) weighing 130,000 lbs and over; caisson rigs; pile driver; dredge operator; dredge engineer; Boat Pilot.

GROUP 3: Mechanic or welder - Heavy duty equipment; cranes with a lifting capacity of 25 tons or under; concrete breaker (manual or remote); vibratory/sonic concrete breaker; concrete laser screed; concrete slipform paver; concrete batch plant operator; concrete pvt. spreader - heavy duty (rubber tired); concrete spreader & distributor; automatic subgrader (concrete); concrete grinder & planing machine; concrete slipform curb & gutter machine; slipform concrete placer; tube finisher; hydro blaster (10,000 psi & over); bridge paver; concrete conveyor system; concrete pump; Rotec type Conveyor; stabilizing mixer (self-propelled); shoulder widener; asphalt plant engineer; bituminous paver; bump cutter & grooving machine; milling machine; screed (bituminous paver); asphalt heater, planer & scarifier; Backhoes (excavators) weighing under 130,000 lbs; grader or motor patrol; tractor (scraper, dozer, pusher, loader); scraper - rubber tired (single or twin engine); endloader; hydraulic backhoe (tractor type); trenching machine; skid rigs; tractor, side boom (heavy); drilling or boring machine (mechanical heavy); roller over 5 tons; percussion or rotary drilling machine; air track; blaster; loading machine (conveyor); tugger; boatmen; winches & A-frames; post driver; material hoist.

GROUP 4: Greaser, roller steel (5 tons or less); roller (pneumatic tired) - self propelled; tractor (mounted or towed compactors & light equipment); shouldering machine; self-propelled chip spreader; concrete spreader; finishing machine; mechanical float; curing machine; power subgrader; joint sawer (multiple blade) belting machine; burlap machine; texturing machine; tractor endloader (rubber tired) - light; jeep digger; forklift; mulcher; launch operator; fireman, environmental burner

GROUP 5: Air compressor; power pack; vibrator hammer and extractor; heavy equipment, leadman; tank car heaters; stump chipper; curb machine operator; Concrete proportioning plants; generators; mudjack operator; rock breaker; crusher or screening plant; screed (milling machine); automatic belt conveyor and surge bin; pug mill operator; Oiler, pump (over 3 inches); Drilling Machine Tender.

GROUP 6: Off-road material hauler with or without ejector.

BROWN, CALUMET, DOOR, FOND DU LAC, KEWAUNEE, MANITOWOC,
MARINETTE, OCONTO, OUTAGAMI, SHAWANO, SHEBOYGAN, AND WINNEBAGO
COUNTIES:

	Rates	Fringes
IRONWORKER.....	\$ 30.86	25.42

Paid Holidays: New Year's Day, Memorial Day, July 4th, Labor
Day, Thanksgiving Day & Christmas Day.

IRON0008-003 06/01/2016

KENOSHA, MILWAUKEE, OZAUKEE, RACINE, WALWORTH (N.E. 2/3),
WASHINGTON, AND WAUKESHA COUNTIES

	Rates	Fringes
IRONWORKER.....	\$ 33.15	25.42

Paid Holidays: New Year's Day, Memorial Day, July 4th, Labor
Day, Thanksgiving Day & Christmas Day.

IRON0383-001 06/01/2015

ADAMS, COLUMBIA, CRAWFORD, DANE, DODGE, FLORENCE, FOREST,
GRANT, GREENE, (Excluding S.E. tip), GREEN LAKE, IOWA,
JEFFERSON, JUNEAU, LA CROSSE, LAFAYETTE, LANGLADE, MARATHON,
MARQUETTE, MENOMINEE, MONROE, PORTAGE, RICHLAND, ROCK (Northern
area, vicinity of Edgerton and Milton), SAUK, VERNON, WAUPACA,
WAUSHARA, AND WOOD COUNTIES

	Rates	Fringes
IRONWORKER.....	\$ 32.85	21.84

IRON0498-005 06/01/2008

GREEN (S.E. 1/3), ROCK (South of Edgerton and Milton), and
WALWORTH (S.W. 1/3) COUNTIES:

	Rates	Fringes
IRONWORKER.....	\$ 34.34	25.72

IRON0512-008 05/01/2015

BARRON, BUFFALO, CHIPPEWA, CLARK, DUNN, EAU CLAIRE, JACKSON,
PEPIN, PIERCE, POLK, RUSK, ST CROIX, TAYLOR, AND TREMPLEAU
COUNTIES

	Rates	Fringes
IRONWORKER.....	\$ 35.50	23.45

IRON0512-021 05/01/2015		

ASHLAND, BAYFIELD, BURNETT, DOUGLAS, IRON, LINCOLN, ONEIDA,
PRICE, SAWYER, VILAS AND WASHBURN COUNTIES

	Rates	Fringes
IRONWORKER.....	\$ 31.04	23.45

LABO0113-002 06/01/2016		

MILWAUKEE AND WAUKESHA COUNTIES

	Rates	Fringes
LABORER		
Group 1.....	\$ 27.51	20.35
Group 2.....	\$ 27.66	20.35
Group 3.....	\$ 27.86	20.35
Group 4.....	\$ 28.01	20.35
Group 5.....	\$ 28.16	20.35
Group 6.....	\$ 24.00	20.35

LABORERS CLASSIFICATIONS

GROUP 1: General Laborer; Tree Trimmer; Conduit Layer;
Demolition and Wrecking Laborer; Guard Rail, Fence, and
Bridge Builder; Landscaper; Multiplate Culvert Assembler;
Stone Handler; Bituminous Worker (Shoveler, Loader, and
Utility Man); Batch Truck Dumper or Cement Handler;
Bituminous Worker (Dumper, Ironer, Smoother, and Tamper);
Concrete Handler

GROUP 2: Air Tool Operator; Joint Sawyer and Filler
(Pavement); Vibrator or Tamper Operator (Mechanical Hand
Operated); Chain Saw Operator; Demolition Burning Torch
Laborer

GROUP 3: Bituminous Worker (Raker and Luteman); Formsetter
(Curb, Sidewalk, and Pavement); Strike Off Man

GROUP 4: Line and Grade Specialist

GROUP 5: Blaster and Powderman

GROUP 6: Flagperson; traffic control person

LABO0113-003 06/01/2016

OZAUKEE AND WASHINGTON COUNTIES

	Rates	Fringes
LABORER		
Group 1.....	\$ 26.76	20.35
Group 2.....	\$ 26.86	20.35
Group 3.....	\$ 26.91	20.35
Group 4.....	\$ 27.11	20.35
Group 5.....	\$ 26.96	20.35
Group 6.....	\$ 23.85	20.35

LABORERS CLASSIFICATIONS

GROUP 1: General Laborer; Tree Trimmer; Conduit Layer; Demolition and Wrecking Laborer; Guard Rail, Fence, and Bridge Builder; Landscaper; Multiplate Culvert Assembler; Stone Handler; Bituminous Worker (Shoveler, Loader, and Utility Man); Batch Truck Dumper or Cement Handler; Bituminous Worker (Dumper, Ironer, Smoother, and Tamper); Concrete Handler

GROUP 2: Air Tool Operator; Joint Sawyer and Filler (Pavement); Vibrator or Tamper Operator (Mechanical Hand Operated);

GROUP 3: Bituminous Worker (Raker and Luteman); Formsetter (Curb, Sidewalk, and Pavement); Strike Off Man

GROUP 4: Line and Grade Specialist

GROUP 5: Blaster; powderman

GROUP 6: Flagperson and Traffic Control Person

LABO0113-011 06/01/2016

KENOSHA AND RACINE COUNTIES

	Rates	Fringes
LABORER		
Group 1.....	\$ 26.57	20.35
Group 2.....	\$ 26.72	20.35
Group 3.....	\$ 26.92	20.35
Group 4.....	\$ 26.89	20.35
Group 5.....	\$ 27.22	20.35

Group 6.....\$ 23.71 20.35

LABORERS CLASSIFICATIONS:

GROUP 1: General laborer; Tree Trimmer; Conduit Layer;
Demolition and Wrecking Laborer; Guard Rail, Fence, and
Bridge Builder; Landscaper; Multiplate Culvert Assembler;
Stone Handler; Bituminous Worker (Shoveler, Loader, and
Utility Man); Batch Truck Dumper or Cement Handler;
Bituminous worker (Dumper, Ironer, Smoother, and Tamper);
Concrete Handler

GROUP 2: Air Tool Operator; Joint Sawyer and Filler
(Pavement); Vibrator or Tamper Operator (Mechanical Hand
Operated); Chain Saw Operator; Demolition Burning Torch
Laborer

GROUP 3: Bituminous Worker (Raker and Luteman); Formsetter
(Curb, Sidewalk, and Pavement); Strike Off Man

GROUP 4: Line and Grade Specialist

GROUP 5: Blaster and Powderman

GROUP 6: Flagman; traffic control person

LABO0140-002 06/01/2016

ADAMS, ASHLAND, BARRON, BAYFIELD, BROWN, BUFFALO, BURNETT,
CALUMET, CHIPPEWA, CLARK, COLUMBIA, CRAWFORD, DODGE, DOOR,
DOUGLAS, DUNN, EAU CLAIRE, FLORENCE, FOND DU LAC, FOREST,
GRANT, GREEN, GREEN LAKE, IRON, JACKSON, JUNEAU, IOWA,
JEFFERSON, KEWAUNEE, LA CROSSE, LAFAYETTE, LANGLADE, LINCOLN,
MANITOWOC, MARATHON, MARINETTE, MARQUETTE, MENOMINEE, MONROE,
OCONTO, ONEIDA, OUTAGAMIE, PEPIN, PIERCE, POLK, PORTAGE, PRICE,
RICHLAND, ROCK, RUSK, SAUK, SAWYER, SHAWANO, SHEBOYGAN, ST.
CROIX, TAYLOR, TREMPLEAU, VERNON, VILLAS, WALWORTH, WASHBURN,
WAUPACA, WAUSHARA, WINNEBAGO, AND WOOD COUNTIES

	Rates	Fringes
LABORER		
Group 1.....	\$ 30.67	16.55
Group 2.....	\$ 30.77	16.55
Group 3.....	\$ 30.82	16.55
Group 4.....	\$ 31.02	16.55
Group 5.....	\$ 30.87	16.55
Group 6.....	\$ 27.30	16.55

LABORER CLASSIFICATIONS

GROUP 1: General Laborer; Tree Trimmer; Conduit Layer;

Demolition and Wrecking Laborer; Guard Rail, Fence, and Bridge Builder; Landscaper; Multiplate Culvert Assembler; Stone Handler; Bituminous Worker (Shoveler, Loader, and Utility Man); Batch Truck Dumper or Cement Handler; Bituminous Worker (Dumper, Ironer, Smoother and Tamper); Concrete Handler

GROUP 2: Air Tool Operator; Joint Sawyer and Filler (Pavement); Vibrator or Tamper Operator (Mechanical Hand Operated); Chain Saw Operator, Demolition Burning Torch Laborer

GROUP 3: Bituminous Worker (Raker and Luteman); Formsetter (Curb, Sidewalk and Pavement); Strike Off Man

GROUP 4: Line and Grade Specialist

GROUP 5: Blaster; powderman

GROUP 6: Flagperson; Traffic Control

LABO0464-003 06/01/2016

DANE COUNTY

	Rates	Fringes
LABORER		
Group 1.....	\$ 30.95	16.41
Group 2.....	\$ 31.05	16.41
Group 3.....	\$ 31.10	16.41
Group 4.....	\$ 31.30	16.41
Group 5.....	\$ 31.15	16.41
Group 6.....	\$ 27.30	16.41

LABORERS CLASSIFICATIONS:

GROUP 1: General Laborer; Tree Trimmer; Conduit Layer; Demolition and Wrecking Laborer; Guard Rail, Fence, and Bridge Builder; Landscaper; Multiplate Culvert Assembler; Stone Handler; Bituminous Worker (Shoveler, Loader, and Utility Man); Batch Truck Dumper or Cement Handler; Bituminous Worker (Dumper, Ironer, Smoother, and Tamper); Concrete Handler

GROUP 2: Air Tool Operator; Joint Sawyer and Filler (Pavement); Vibrator or Tamper Operator (Mechanical Hand Operated); Chain Saw Operator; Demolition Burning Torch Laborer

GROUP 3: Bituminous Worker (Raker and Luteman); Formsetter (Curb, Sidewalk, and Pavement); Strike Off Man

GROUP 4: Line and Grade Specialist

GROUP 5: Blaster; Powderman

GROUP 6: Flagperson and Traffic Control Person

* PAIN0106-008 05/02/2016

ASHLAND, BAYFIELD, BURNETT, AND DOUGLAS COUNTIES

	Rates	Fringes
Painters:		
New:		
Brush, Roller.....	\$ 29.86	16.35
Spray, Sandblast, Steel....	\$ 30.46	16.35
Repaint:		
Brush, Roller.....	\$ 28.36	16.35
Spray, Sandblast, Steel....	\$ 28.96	16.35

PAIN0108-002 06/01/2016

RACINE COUNTY

	Rates	Fringes
Painters:		
Brush, Roller.....	\$ 32.74	18.70
Spray & Sandblast.....	\$ 33.74	18.70

PAIN0259-002 05/01/2008

BARRON, CHIPPEWA, DUNN, EAU CLAIRE, PEPIN, PIERCE, POLK, RUSK,
SAWYER, ST. CROIX, AND WASHBURN COUNTIES

	Rates	Fringes
PAINTER.....	\$ 24.11	12.15

PAIN0259-004 05/01/2015

BUFFALO, CRAWFORD, JACKSON, LA CROSSE, MONROE, TREMPLEAU, AND
VERNON COUNTIES

	Rates	Fringes
PAINTER.....	\$ 22.03	12.45

PAIN0781-002 06/01/2016

JEFFERSON, MILWAUKEE, OZAUKEE, WASHINGTON, AND WAUKESHA COUNTIES

	Rates	Fringes
Painters:		
Bridge.....	\$ 30.42	22.19
Brush.....	\$ 30.07	22.19
Spray & Sandblast.....	\$ 30.82	22.19

PAIN0802-002 06/01/2016

COLUMBIA, DANE, DODGE, GRANT, GREEN, IOWA, LAFAYETTE, RICHLAND,
ROCK, AND SAUK COUNTIES

	Rates	Fringes
PAINTER		
Brush.....	\$ 27.50	17.72

PREMIUM PAY:
Structural Steel, Spray, Bridges = \$1.00 additional per
hour.

PAIN0802-003 06/01/2016

ADAMS, BROWN, CALUMET, CLARK, DOOR, FOND DU LAC, FOREST, GREEN
LAKE, IRON, JUNEAU, KEWAUNEE, LANGLADE, LINCOLN, MANITOWOC,
MARATHON, MARINETTE, MARQUETTE, MENOMINEE, OCONTO, ONEIDA,
OUTAGAMIE, PORTAGE, PRICE, SHAWANO, SHEBOYGAN, TAYLOR, VILAS,
WAUSHARA, WAUPACA, WINNEBAGO, AND WOOD COUNTIES

	Rates	Fringes
PAINTER.....	\$ 24.39	11.72

PAIN0934-001 06/01/2016

KENOSHA AND WALWORTH COUNTIES

	Rates	Fringes
Painters:		
Brush.....	\$ 32.74	18.70
Spray.....	\$ 33.74	18.70
Structural Steel.....	\$ 32.89	18.70

PAIN1011-002 06/01/2016

FLORENCE COUNTY

	Rates	Fringes
--	-------	---------

Painters:.....\$ 24.56 11.93

PLAS0599-010 06/01/2016

	Rates	Fringes
CEMENT MASON/CONCRETE FINISHER		
Area 1.....	\$ 39.46	17.17
Area 2 (BAC).....	\$ 35.07	19.75
Area 3.....	\$ 35.61	19.40
Area 4.....	\$ 34.70	20.51
Area 5.....	\$ 36.27	18.73
Area 6.....	\$ 32.02	22.99

AREA DESCRIPTIONS

AREA 1: BAYFIELD, DOUGLAS, PRICE, SAWYER, AND WASHBURN
COUNTIES

AREA 2: ADAMS, ASHLAND, BARRON, BROWN, BURNETT, CALUMET,
CHIPPEWA, CLARK, COLUMBIA, DODGE, DOOR, DUNN, FLORENCE,
FOND DU LAC, FOREST, GREEN LAKE, IRON, JEFFERSON, KEWAUNEE,
LANGLADE, LINCOLN, MANITOWOC, MARATHON, MARINETTE,
MARQUETTE, MENOMINEE, OCONTO, ONEIDA, OUTAGAMIE, POLK,
PORTAGE, RUSK, ST CROIX, SAUK, SHAWANO, SHEBOYGAN, TAYLOR,
VILAS, WALWORTH, WAUPACA, WAUSHARA, WINNEBAGO, AND WOOD
COUNTIES

AREA 3: BUFFALO, CRAWFORD, EAU CLAIRE, JACKSON, JUNEAU, LA
CROSSE MONROE, PEPIN, PIERCE, RICHLAND, TREMPLEAU, AND
VERNON COUNTIES

AREA 4: MILWAUKEE, OZAUKEE, WASHINGTON, AND WAUKESHA COUNTIES

AREA 5: DANE, GRANT, GREEN, IOWA, LAFAYETTE, AND ROCK
COUNTIES

AREA 6: KENOSHA AND RACINE COUNTIES

TEAM0039-001 06/01/2016

	Rates	Fringes
TRUCK DRIVER		
1 & 2 Axles.....	\$ 26.63	19.85
3 or more Axles; Euclids Dumpton & Articulated, Truck Mechanic.....	\$ 26.78	19.85

WELL DRILLER.....	\$ 16.52	3.70

WELDERS - Receive rate prescribed for craft performing operation to which welding is incidental.

=====

Note: Executive Order (EO) 13706, Establishing Paid Sick Leave for Federal Contractors applies to all contracts subject to the Davis-Bacon Act for which the contract is awarded (and any solicitation was issued) on or after January 1, 2017. If this contract is covered by the EO, the contractor must provide employees with 1 hour of paid sick leave for every 30 hours they work, up to 56 hours of paid sick leave each year. Employees must be permitted to use paid sick leave for their own illness, injury or other health-related needs, including preventive care; to assist a family member (or person who is like family to the employee) who is ill, injured, or has other health-related needs, including preventive care; or for reasons resulting from, or to assist a family member (or person who is like family to the employee) who is a victim of, domestic violence, sexual assault, or stalking. Additional information on contractor requirements and worker protections under the EO is available at www.dol.gov/whd/govcontracts.

Unlisted classifications needed for work not included within the scope of the classifications listed may be added after award only as provided in the labor standards contract clauses (29CFR 5.5 (a) (1) (ii)).

The body of each wage determination lists the classification and wage rates that have been found to be prevailing for the cited type(s) of construction in the area covered by the wage determination. The classifications are listed in alphabetical order of "identifiers" that indicate whether the particular rate is a union rate (current union negotiated rate for local), a survey rate (weighted average rate) or a union average rate (weighted union average rate).

Union Rate Identifiers

A four letter classification abbreviation identifier enclosed in dotted lines beginning with characters other than "SU" or "UAVG" denotes that the union classification and rate were prevailing for that classification in the survey. Example: PLUM0198-005 07/01/2014. PLUM is an abbreviation identifier of the union which prevailed in the survey for this classification, which in this example would be Plumbers. 0198 indicates the local union number or district council number where applicable, i.e., Plumbers Local 0198. The next number, 005 in the example, is an internal number used in processing the wage determination. 07/01/2014 is the effective date of the

most current negotiated rate, which in this example is July 1, 2014.

Union prevailing wage rates are updated to reflect all rate changes in the collective bargaining agreement (CBA) governing this classification and rate.

Survey Rate Identifiers

Classifications listed under the "SU" identifier indicate that no one rate prevailed for this classification in the survey and the published rate is derived by computing a weighted average rate based on all the rates reported in the survey for that classification. As this weighted average rate includes all rates reported in the survey, it may include both union and non-union rates. Example: SULA2012-007 5/13/2014. SU indicates the rates are survey rates based on a weighted average calculation of rates and are not majority rates. LA indicates the State of Louisiana. 2012 is the year of survey on which these classifications and rates are based. The next number, 007 in the example, is an internal number used in producing the wage determination. 5/13/2014 indicates the survey completion date for the classifications and rates under that identifier.

Survey wage rates are not updated and remain in effect until a new survey is conducted.

Union Average Rate Identifiers

Classification(s) listed under the UAVG identifier indicate that no single majority rate prevailed for those classifications; however, 100% of the data reported for the classifications was union data. EXAMPLE: UAVG-OH-0010 08/29/2014. UAVG indicates that the rate is a weighted union average rate. OH indicates the state. The next number, 0010 in the example, is an internal number used in producing the wage determination. 08/29/2014 indicates the survey completion date for the classifications and rates under that identifier.

A UAVG rate will be updated once a year, usually in January of each year, to reflect a weighted average of the current negotiated/CBA rate of the union locals from which the rate is based.

WAGE DETERMINATION APPEALS PROCESS

1.) Has there been an initial decision in the matter? This can be:

* an existing published wage determination

- * a survey underlying a wage determination
- * a Wage and Hour Division letter setting forth a position on a wage determination matter
- * a conformance (additional classification and rate) ruling

On survey related matters, initial contact, including requests for summaries of surveys, should be with the Wage and Hour Regional Office for the area in which the survey was conducted because those Regional Offices have responsibility for the Davis-Bacon survey program. If the response from this initial contact is not satisfactory, then the process described in 2.) and 3.) should be followed.

With regard to any other matter not yet ripe for the formal process described here, initial contact should be with the Branch of Construction Wage Determinations. Write to:

Branch of Construction Wage Determinations
Wage and Hour Division
U.S. Department of Labor
200 Constitution Avenue, N.W.
Washington, DC 20210

2.) If the answer to the question in 1.) is yes, then an interested party (those affected by the action) can request review and reconsideration from the Wage and Hour Administrator (See 29 CFR Part 1.8 and 29 CFR Part 7). Write to:

Wage and Hour Administrator
U.S. Department of Labor
200 Constitution Avenue, N.W.
Washington, DC 20210

The request should be accompanied by a full statement of the interested party's position and by any information (wage payment data, project description, area practice material, etc.) that the requestor considers relevant to the issue.

3.) If the decision of the Administrator is not favorable, an interested party may appeal directly to the Administrative Review Board (formerly the Wage Appeals Board). Write to:

Administrative Review Board
U.S. Department of Labor
200 Constitution Avenue, N.W.
Washington, DC 20210

4.) All decisions by the Administrative Review Board are final.

=====

END OF GENERAL DECISION

FEBRUARY 1999

**NOTICE TO BIDDERS
WAGE RATE DECISION**

The wage rate decision of the Secretary of Labor which has been incorporated in these advertised specifications is incomplete in that the classifications may be omitted from the Secretary of Labor's decision.

Since the bidder is responsible, independently, for ascertaining area practice with respect to the necessity, or lack of necessity, for the use of these classifications in the prosecution of the work contemplated by this project, no inference may be drawn from the omission of these classifications concerning prevailing area practices relative to their use. Further, this omission will not, per se, be construed as establishing any governmental liability for increased labor cost if it is subsequently determined that such classifications are required.

There may be omissions and/or errors in the federal wage rates. The bidder is responsible for evaluating and determining the correct applicable rate. The higher of state or federal rate will apply.



Proposal Schedule of Items

Page 1 of 14

Proposal ID: 20170314018 Project(s): 6525-06-71

Federal ID(s): WISC 2017107

SECTION: 0001

Contract Items

Alt Set ID:

Alt Mbr ID:

Proposal Line Number	Item ID Description	Approximate Quantity and Units	Unit Price	Bid Amount
0010	201.0105 Clearing	6.000 STA	_____.	_____.
0020	201.0120 Clearing	518.000 ID	_____.	_____.
0030	201.0205 Grubbing	6.000 STA	_____.	_____.
0040	201.0220 Grubbing	590.000 ID	_____.	_____.
0050	203.0100 Removing Small Pipe Culverts	7.000 EACH	_____.	_____.
0060	203.0200 Removing Old Structure (station) 01. STA 281+50	LS	LUMP SUM	_____.
0070	203.0200 Removing Old Structure (station) 02. STA 299+99	LS	LUMP SUM	_____.
0080	203.0200 Removing Old Structure (station) 03. STA 301+16	LS	LUMP SUM	_____.
0090	203.0200 Removing Old Structure (station) 04. STA 316+04	LS	LUMP SUM	_____.
0100	203.0200 Removing Old Structure (station) 05. STA 358+30	LS	LUMP SUM	_____.
0110	203.0200 Removing Old Structure (station) 06. STA 382+57	LS	LUMP SUM	_____.
0120	203.0200 Removing Old Structure (station) 07. STA 403+27	LS	LUMP SUM	_____.
0130	203.0200 Removing Old Structure (station) 08. STA 424+01	LS	LUMP SUM	_____.
0140	203.0200 Removing Old Structure (station) 09. STA 447+24	LS	LUMP SUM	_____.



Proposal Schedule of Items

Page 2 of 14

Proposal ID: 20170314018 Project(s): 6525-06-71

Federal ID(s): WISC 2017107

SECTION: 0001

Contract Items

Alt Set ID:

Alt Mbr ID:

Proposal Line Number	Item ID Description	Approximate Quantity and Units	Unit Price	Bid Amount
0150	203.0200 Removing Old Structure (station) 10. STA 448+89	LS	LUMP SUM	_____.
0160	203.0200 Removing Old Structure (station) 11. STA 535+65	LS	LUMP SUM	_____.
0170	204.0100 Removing Pavement	1,917.000 SY	_____.	_____.
0180	204.0110 Removing Asphaltic Surface	39.000 SY	_____.	_____.
0190	204.0115 Removing Asphaltic Surface Butt Joints	248.000 SY	_____.	_____.
0200	204.0125 Removing Asphaltic Surface Milling	16,024.000 TON	_____.	_____.
0210	204.0150 Removing Curb & Gutter	8,364.000 LF	_____.	_____.
0220	204.0155 Removing Concrete Sidewalk	24.000 SY	_____.	_____.
0230	204.0165 Removing Guardrail	3,720.000 LF	_____.	_____.
0240	204.0170 Removing Fence	74.000 LF	_____.	_____.
0250	204.0185 Removing Masonry	2.000 CY	_____.	_____.
0260	204.0190 Removing Surface Drains	4.000 EACH	_____.	_____.
0270	204.0210 Removing Manholes	1.000 EACH	_____.	_____.
0280	204.0220 Removing Inlets	11.000 EACH	_____.	_____.
0290	204.0245 Removing Storm Sewer (size) 01. 12 INCH	906.000 LF	_____.	_____.
0300	204.0245 Removing Storm Sewer (size) 02. 15 INCH	320.000 LF	_____.	_____.



Proposal Schedule of Items

Page 3 of 14

Proposal ID: 20170314018 Project(s): 6525-06-71

Federal ID(s): WISC 2017107

SECTION: 0001

Contract Items

Alt Set ID:

Alt Mbr ID:

Proposal Line Number	Item ID Description	Approximate Quantity and Units	Unit Price	Bid Amount
0310	204.0245 Removing Storm Sewer (size) 03. 24 INCH	298.000 LF	_____.	_____.
0320	204.0245 Removing Storm Sewer (size) 04. 30 INCH	308.000 LF	_____.	_____.
0330	204.9165.S Removing (item description) 01. Concrete Steps	44.000 SF	_____.	_____.
0340	205.0100 Excavation Common	14,717.000 CY	_____.	_____.
0350	205.0501.S Excavation, Hauling, and Disposal of Petroleum Contaminated Soil	130.000 TON	_____.	_____.
0360	208.1100 Select Borrow	1,457.000 CY	_____.	_____.
0370	211.0100 Prepare Foundation for Asphaltic Paving (project) 01. 6525-06-71	LS	LUMP SUM	_____.
0380	211.0400 Prepare Foundation for Asphaltic Shoulders	633.000 STA	_____.	_____.
0390	213.0100 Finishing Roadway (project) 01. 6525-06-71	1.000 EACH	_____.	_____.
0400	305.0110 Base Aggregate Dense 3/4-Inch	1,750.000 TON	_____.	_____.
0410	305.0120 Base Aggregate Dense 1 1/4-Inch	13,514.000 TON	_____.	_____.
0420	305.0500 Shaping Shoulders	187.000 STA	_____.	_____.
0430	315.0100 Asphaltic Base	3,934.000 TON	_____.	_____.
0440	390.0201 Base Patching Asphaltic	2,000.000 TON	_____.	_____.
0450	416.0160 Concrete Driveway 6-Inch	792.000 SY	_____.	_____.



Proposal Schedule of Items

Page 4 of 14

Proposal ID: 20170314018 Project(s): 6525-06-71

Federal ID(s): WISC 2017107

SECTION: 0001

Contract Items

Alt Set ID:

Alt Mbr ID:

Proposal Line Number	Item ID Description	Approximate Quantity and Units	Unit Price	Bid Amount
0460	416.0180 Concrete Driveway 8-Inch	93.000 SY	_____.	_____.
0470	440.4410 Incentive IRI Ride	27,220.000 DOL	1.00000	27,220.00
0480	455.0605 Tack Coat	17,524.000 GAL	_____.	_____.
0490	460.2000 Incentive Density HMA Pavement	25,170.000 DOL	1.00000	25,170.00
0500	460.2005 Incentive Density PWL HMA Pavement	17,440.000 DOL	1.00000	17,440.00
0510	460.2010 Incentive Air Voids HMA Pavement	42,610.000 DOL	1.00000	42,610.00
0520	460.4110.S Reheating HMA Pavement Longitudinal Joints	71,140.000 LF	_____.	_____.
0530	460.5223 HMA Pavement 3 LT 58-28 S	29,590.000 TON	_____.	_____.
0540	460.5224 HMA Pavement 4 LT 58-28 S	13,130.000 TON	_____.	_____.
0550	465.0105 Asphaltic Surface	114.000 TON	_____.	_____.
0560	465.0120 Asphaltic Surface Driveways and Field Entrances	79.000 TON	_____.	_____.
0570	465.0315 Asphaltic Flumes	148.000 SY	_____.	_____.
0580	465.0475 Asphalt Center Line Rumble Strips 2-Lane Rural	31,248.000 LF	_____.	_____.
0590	502.3200 Protective Surface Treatment	1,849.000 SY	_____.	_____.
0600	504.0900 Concrete Masonry Endwalls	4.000 CY	_____.	_____.
0610	509.0301 Preparation Decks Type 1	148.000 SY	_____.	_____.



Proposal Schedule of Items

Page 5 of 14

Proposal ID: 20170314018 Project(s): 6525-06-71

Federal ID(s): WISC 2017107

SECTION: 0001

Contract Items

Alt Set ID:

Alt Mbr ID:

Proposal Line Number	Item ID Description	Approximate Quantity and Units	Unit Price	Bid Amount
0620	509.0302 Preparation Decks Type 2	106.000 SY	_____.	_____.
0630	509.0500 Cleaning Decks	872.000 SY	_____.	_____.
0640	509.1500 Concrete Surface Repair	1,000.000 SF	_____.	_____.
0650	509.2000 Full-Depth Deck Repair	8.000 SY	_____.	_____.
0660	509.2500 Concrete Masonry Overlay Decks	98.000 CY	_____.	_____.
0670	509.9005.S Removing Concrete Masonry Deck Overlay (structure) 01. B-59-104	672.000 SY	_____.	_____.
0680	509.9050.S Cleaning Parapets	489.000 LF	_____.	_____.
0690	520.1018 Apron Endwalls for Culvert Pipe 18-Inch	6.000 EACH	_____.	_____.
0700	520.1030 Apron Endwalls for Culvert Pipe 30-Inch	2.000 EACH	_____.	_____.
0710	520.8000 Concrete Collars for Pipe	3.000 EACH	_____.	_____.
0720	521.0118 Culvert Pipe Corrugated Steel 18-Inch	179.000 LF	_____.	_____.
0730	521.0130 Culvert Pipe Corrugated Steel 30-Inch	36.000 LF	_____.	_____.
0740	522.0124 Culvert Pipe Reinforced Concrete Class III 24-Inch	58.000 LF	_____.	_____.
0750	522.0130 Culvert Pipe Reinforced Concrete Class III 30-Inch	200.000 LF	_____.	_____.
0760	522.0148 Culvert Pipe Reinforced Concrete Class III 48-Inch	111.000 LF	_____.	_____.



Proposal Schedule of Items

Page 6 of 14

Proposal ID: 20170314018 Project(s): 6525-06-71

Federal ID(s): WISC 2017107

SECTION: 0001

Contract Items

Alt Set ID:

Alt Mbr ID:

Proposal Line Number	Item ID Description	Approximate Quantity and Units	Unit Price	Bid Amount
0770	522.1024 Apron Endwalls for Culvert Pipe Reinforced Concrete 24-Inch	4.000 EACH	_____.	_____.
0780	522.1030 Apron Endwalls for Culvert Pipe Reinforced Concrete 30-Inch	7.000 EACH	_____.	_____.
0790	523.0129 Culvert Pipe Reinforced Concrete Horizontal Elliptical Class HE-III 29x45-Inch	64.000 LF	_____.	_____.
0800	523.0143 Culvert Pipe Reinforced Concrete Horizontal Elliptical Class HE-III 43x68-Inch	130.000 LF	_____.	_____.
0810	523.0148 Culvert Pipe Reinforced Concrete Horizontal Elliptical Class HE-III 48x76-Inch	55.000 LF	_____.	_____.
0820	523.0419 Culvert Pipe Reinforced Concrete Horizontal Elliptical Class HE-IV 19x30-Inch	216.000 LF	_____.	_____.
0830	523.0424 Culvert Pipe Reinforced Concrete Horizontal Elliptical Class HE-IV 24x38-Inch	42.000 LF	_____.	_____.
0840	523.0519 Apron Endwalls for Culvert Pipe Reinforced Concrete Horizontal Elliptical 19x30-Inch	4.000 EACH	_____.	_____.
0850	523.0524 Apron Endwalls for Culvert Pipe Reinforced Concrete Horizontal Elliptical 24x38-Inch	2.000 EACH	_____.	_____.
0860	523.0529 Apron Endwalls for Culvert Pipe Reinforced Concrete Horizontal Elliptical 29x45-Inch	2.000 EACH	_____.	_____.
0870	523.0543 Apron Endwalls for Culvert Pipe Reinforced Concrete Horizontal Elliptical 43x68-Inch	4.000 EACH	_____.	_____.



Proposal Schedule of Items

Page 7 of 14

Proposal ID: 20170314018 Project(s): 6525-06-71

Federal ID(s): WISC 2017107

SECTION: 0001

Contract Items

Alt Set ID:

Alt Mbr ID:

Proposal Line Number	Item ID Description	Approximate Quantity and Units	Unit Price	Bid Amount
0880	523.0548 Apron Endwalls for Culvert Pipe Reinforced Concrete Horizontal Elliptical 48x76-Inch	2.000 EACH	_____.	_____.
0890	601.0110 Concrete Curb Type D	84.000 LF	_____.	_____.
0900	601.0411 Concrete Curb & Gutter 30-Inch Type D	8,485.000 LF	_____.	_____.
0910	601.0557 Concrete Curb & Gutter 6-Inch Sloped 36-Inch Type D	1,204.000 LF	_____.	_____.
0920	602.0405 Concrete Sidewalk 4-Inch	165.000 SF	_____.	_____.
0930	602.1500 Concrete Steps	54.000 SF	_____.	_____.
0940	606.0200 Riprap Medium	73.000 CY	_____.	_____.
0950	608.0312 Storm Sewer Pipe Reinforced Concrete Class III 12-Inch	341.000 LF	_____.	_____.
0960	608.0324 Storm Sewer Pipe Reinforced Concrete Class III 24-Inch	2,501.000 LF	_____.	_____.
0970	608.0330 Storm Sewer Pipe Reinforced Concrete Class III 30-Inch	40.000 LF	_____.	_____.
0980	608.0412 Storm Sewer Pipe Reinforced Concrete Class IV 12-Inch	254.000 LF	_____.	_____.
0990	608.0424 Storm Sewer Pipe Reinforced Concrete Class IV 24-Inch	165.000 LF	_____.	_____.
1000	608.0430 Storm Sewer Pipe Reinforced Concrete Class IV 30-Inch	253.000 LF	_____.	_____.
1010	611.0530 Manhole Covers Type J	3.000 EACH	_____.	_____.



Proposal Schedule of Items

Page 8 of 14

Proposal ID: 20170314018 Project(s): 6525-06-71

Federal ID(s): WISC 2017107

SECTION: 0001

Contract Items

Alt Set ID:

Alt Mbr ID:

Proposal Line Number	Item ID Description	Approximate Quantity and Units	Unit Price	Bid Amount
1020	611.0624 Inlet Covers Type H	33.000 EACH	_____.	_____.
1030	611.0642 Inlet Covers Type MS	4.000 EACH	_____.	_____.
1040	611.0654 Inlet Covers Type V	1.000 EACH	_____.	_____.
1050	611.2004 Manholes 4-FT Diameter	15.000 EACH	_____.	_____.
1060	611.2005 Manholes 5-FT Diameter	8.000 EACH	_____.	_____.
1070	611.3230 Inlets 2x3-FT	13.000 EACH	_____.	_____.
1080	611.3901 Inlets Median 1 Grate	4.000 EACH	_____.	_____.
1090	611.9800.S Pipe Grates	3.000 EACH	_____.	_____.
1100	612.0106 Pipe Underdrain 6-Inch	135.000 LF	_____.	_____.
1110	612.0406 Pipe Underdrain Wrapped 6-Inch	310.000 LF	_____.	_____.
1120	612.0700 Drain Tile Exploration	210.000 LF	_____.	_____.
1130	612.0806 Apron Endwalls for Underdrain Reinforced Concrete 6-Inch	1.000 EACH	_____.	_____.
1140	614.0200 Steel Thrie Beam Structure Approach	126.000 LF	_____.	_____.
1150	614.0305 Steel Plate Beam Guard Class A	2,878.000 LF	_____.	_____.
1160	614.0345 Steel Plate Beam Guard Short Radius	74.000 LF	_____.	_____.
1170	614.0370 Steel Plate Beam Guard Energy Absorbing Terminal	4.000 EACH	_____.	_____.



Proposal Schedule of Items

Page 9 of 14

Proposal ID: 20170314018 Project(s): 6525-06-71

Federal ID(s): WISC 2017107

SECTION: 0001

Contract Items

Alt Set ID:

Alt Mbr ID:

Proposal Line Number	Item ID Description	Approximate Quantity and Units	Unit Price	Bid Amount
1180	614.0390 Steel Plate Beam Guard Short Radius Terminal	2.000 EACH	_____.	_____.
1190	614.2300 MGS Guardrail 3	453.000 LF	_____.	_____.
1200	614.2310 MGS Guardrail 3 HS	150.000 LF	_____.	_____.
1210	614.2500 MGS Thrie Beam Transition	390.000 LF	_____.	_____.
1220	614.2610 MGS Guardrail Terminal EAT	16.000 EACH	_____.	_____.
1230	614.8010 Anchor Post Assembly Top Mount	16.000 EACH	_____.	_____.
1240	618.0100 Maintenance And Repair of Haul Roads (project) 01. 6525-06-71	1.000 EACH	_____.	_____.
1250	619.1000 Mobilization	1.000 EACH	_____.	_____.
1260	620.0200 Concrete Median Blunt Nose	30.000 SF	_____.	_____.
1270	620.0300 Concrete Median Sloped Nose	85.000 SF	_____.	_____.
1280	624.0100 Water	127.000 MGAL	_____.	_____.
1290	625.0100 Topsoil	1,090.000 SY	_____.	_____.
1300	625.0500 Salvaged Topsoil	27,812.000 SY	_____.	_____.
1310	627.0200 Mulching	23,611.000 SY	_____.	_____.
1320	628.1504 Silt Fence	39,010.000 LF	_____.	_____.
1330	628.1520 Silt Fence Maintenance	14,820.000 LF	_____.	_____.



Proposal Schedule of Items

Page 10 of 14

Proposal ID: 20170314018 Project(s): 6525-06-71

Federal ID(s): WISC 2017107

SECTION: 0001

Contract Items

Alt Set ID:

Alt Mbr ID:

Proposal Line Number	Item ID Description	Approximate Quantity and Units	Unit Price	Bid Amount
1340	628.1905 Mobilizations Erosion Control	8.000 EACH	_____.	_____.
1350	628.1910 Mobilizations Emergency Erosion Control	5.000 EACH	_____.	_____.
1360	628.2008 Erosion Mat Urban Class I Type B	12,118.000 SY	_____.	_____.
1370	628.2023 Erosion Mat Class II Type B	3,110.000 SY	_____.	_____.
1380	628.7005 Inlet Protection Type A	4.000 EACH	_____.	_____.
1390	628.7015 Inlet Protection Type C	34.000 EACH	_____.	_____.
1400	628.7504 Temporary Ditch Checks	25.000 LF	_____.	_____.
1410	628.7555 Culvert Pipe Checks	124.000 EACH	_____.	_____.
1420	628.7570 Rock Bags	200.000 EACH	_____.	_____.
1430	629.0210 Fertilizer Type B	23.000 CWT	_____.	_____.
1440	630.0130 Seeding Mixture No. 30	319.000 LB	_____.	_____.
1450	630.0140 Seeding Mixture No. 40	219.000 LB	_____.	_____.
1460	633.5200 Markers Culvert End	20.000 EACH	_____.	_____.
1470	634.0614 Posts Wood 4x6-Inch X 14-FT	83.000 EACH	_____.	_____.
1480	634.0616 Posts Wood 4x6-Inch X 16-FT	75.000 EACH	_____.	_____.
1490	634.0618 Posts Wood 4x6-Inch X 18-FT	5.000 EACH	_____.	_____.
1500	637.2210 Signs Type II Reflective H	872.380 SF	_____.	_____.



Proposal Schedule of Items

Page 11 of 14

Proposal ID: 20170314018 Project(s): 6525-06-71

Federal ID(s): WISC 2017107

SECTION: 0001

Contract Items

Alt Set ID:

Alt Mbr ID:

Proposal Line Number	Item ID Description	Approximate Quantity and Units	Unit Price	Bid Amount
1510	637.2230 Signs Type II Reflective F	316.250 SF	_____.	_____.
1520	637.2235 Signs Type II Reflective F Folding	36.000 SF	_____.	_____.
1530	638.2602 Removing Signs Type II	143.000 EACH	_____.	_____.
1540	638.3000 Removing Small Sign Supports	159.000 EACH	_____.	_____.
1550	642.5401 Field Office Type D	1.000 EACH	_____.	_____.
1560	643.0100 Traffic Control (project) 01. 6525-06-71	1.000 EACH	_____.	_____.
1570	643.0300 Traffic Control Drums	1,300.000 DAY	_____.	_____.
1580	643.0420 Traffic Control Barricades Type III	6,678.000 DAY	_____.	_____.
1590	643.0705 Traffic Control Warning Lights Type A	11,932.000 DAY	_____.	_____.
1600	643.0900 Traffic Control Signs	7,266.000 DAY	_____.	_____.
1610	643.0920 Traffic Control Covering Signs Type II	11.000 EACH	_____.	_____.
1620	643.1050 Traffic Control Signs PCMS	28.000 DAY	_____.	_____.
1630	643.2000 Traffic Control Detour (project) 01. 6525-06-71	1.000 EACH	_____.	_____.
1640	643.3000 Traffic Control Detour Signs	20,128.000 DAY	_____.	_____.
1650	645.0120 Geotextile Type HR	230.000 SY	_____.	_____.
1660	646.0106 Pavement Marking Epoxy 4-Inch	91,726.000 LF	_____.	_____.



Proposal Schedule of Items

Page 12 of 14

Proposal ID: 20170314018 Project(s): 6525-06-71

Federal ID(s): WISC 2017107

SECTION: 0001

Contract Items

Alt Set ID:

Alt Mbr ID:

Proposal Line Number	Item ID Description	Approximate Quantity and Units	Unit Price	Bid Amount
1670	646.0126 Pavement Marking Epoxy 8-Inch	1,088.000 LF	_____.	_____.
1680	646.0406 Pavement Marking Same Day Epoxy 4-Inch	16,832.000 LF	_____.	_____.
1690	646.0600 Removing Pavement Markings	299.000 LF	_____.	_____.
1700	646.2304.S Pavement Marking Grooved Wet Reflective Epoxy 4-Inch	70,146.000 LF	_____.	_____.
1710	647.0110 Pavement Marking Railroad Crossings Epoxy	2.000 EACH	_____.	_____.
1720	647.0566 Pavement Marking Stop Line Epoxy 18-Inch	20.000 LF	_____.	_____.
1730	647.0606 Pavement Marking Island Nose Epoxy	2.000 EACH	_____.	_____.
1740	647.0726 Pavement Marking Diagonal Epoxy 12-Inch	50.000 LF	_____.	_____.
1750	648.0100 Locating No-Passing Zones	7.000 MI	_____.	_____.
1760	649.0402 Temporary Pavement Marking Paint 4-Inch	32,146.000 LF	_____.	_____.
1770	650.4000 Construction Staking Storm Sewer	44.000 EACH	_____.	_____.
1780	650.4500 Construction Staking Subgrade	12,913.000 LF	_____.	_____.
1790	650.5000 Construction Staking Base	7,393.000 LF	_____.	_____.
1800	650.5500 Construction Staking Curb Gutter and Curb & Gutter	10,095.000 LF	_____.	_____.
1810	650.6000 Construction Staking Pipe Culverts	11.000 EACH	_____.	_____.



Proposal Schedule of Items

Page 13 of 14

Proposal ID: 20170314018 Project(s): 6525-06-71

Federal ID(s): WISC 2017107

SECTION: 0001

Contract Items

Alt Set ID:

Alt Mbr ID:

Proposal Line Number	Item ID Description	Approximate Quantity and Units	Unit Price	Bid Amount
1820	650.6500 Construction Staking Structure Layout (structure) 01. Wall Modular Block Gravity	LS	LUMP SUM	_____.
1830	650.8000 Construction Staking Resurfacing Reference	35,973.000 LF	_____.	_____.
1840	650.9910 Construction Staking Supplemental Control (project) 01. 6525-06-71	LS	LUMP SUM	_____.
1850	650.9920 Construction Staking Slope Stakes	12,913.000 LF	_____.	_____.
1860	690.0150 Sawing Asphalt	1,741.000 LF	_____.	_____.
1870	690.0250 Sawing Concrete	9,429.000 LF	_____.	_____.
1880	ASP.1T0A On-the-Job Training Apprentice at \$5.00/HR	2,100.000 HRS	5.00000	10,500.00
1890	ASP.1T0G On-the-Job Training Graduate at \$5.00/HR	2,400.000 HRS	5.00000	12,000.00
1900	SPV.0060 Special 01. Precast Concrete Box Culvert Extension 4 FT x 3 FT	1.000 EACH	_____.	_____.
1910	SPV.0060 Special 02. Precast Concrete Box Culvert End Section 4 FT x 3 FT	1.000 EACH	_____.	_____.
1920	SPV.0060 Special 03. Salvage Box Culvert Grate	1.000 EACH	_____.	_____.
1930	SPV.0060 Special 04. Removing Carbide Pit Generator	1.000 EACH	_____.	_____.
1940	SPV.0060 Special 05. HMA Percent Within Limits (PWL) Test Strip	1.000 EACH	_____.	_____.
1950	SPV.0090 Special 01. 16 Gauge Galvanized Metal Flashing	252.000 LF	_____.	_____.



Proposal Schedule of Items

Page 14 of 14

Proposal ID: 20170314018 Project(s): 6525-06-71

Federal ID(s): WISC 2017107

SECTION: 0001

Contract Items

Alt Set ID:

Alt Mbr ID:

Proposal Line Number	Item ID Description	Approximate Quantity and Units	Unit Price	Bid Amount
1960	SPV.0090 Special 02. Handrail Special	12.000 LF	_____.	_____.
1970	SPV.0120 Special 01. Water For Seeded Areas	340.000 MGAL	_____.	_____.
1980	SPV.0165 Special 01. Wall Modular Block Gravity LRFD	1,576.000 SF	_____.	_____.
Section: 0001			Total:	_____.
			Total Bid:	_____.

PLEASE ATTACH SCHEDULE OF ITEMS HERE