

Estimate Documentation



Design ID(s) 1146-75-00
Construction ID(s) 1146-75-71
Est. Doc. Prepared for Draft PS&E Plans
Est. Doc. Prepared By: Mason Simmons
Preparer's Email: Mason.Simmons@dot.wi.gov
Report finished on [Click here to enter a date.](#)

EXECUTIVE SUMMARY

Description of Proposed Work

Project 1146-75-71 is part of the STH 15 Majors Reconstruction project. This contract consists of grading, structures, HMA Pavement, Storm Sewer and culvert Installation and other work needed to complete the project. This portion of the STH 15 corridor will be constructed off alignment, so no detour or lane closures are expected along state highways.

Type of Work -See [FDM 3-5-2](#) for definitions. Select all that apply.

- | | | |
|---|--|---|
| <input type="checkbox"/> Resurfacing | <input checked="" type="checkbox"/> Roadway Reconstruction | <input type="checkbox"/> Bridge Rehabilitation |
| <input type="checkbox"/> Reconditioning | <input type="checkbox"/> Roadway Expansion | <input type="checkbox"/> Bridge Replacement |
| <input type="checkbox"/> Pavement Replacement | <input type="checkbox"/> Bridge Reconstruction | <input type="checkbox"/> Other (Please explain) |
| | <input type="checkbox"/> Bridge Expansion | |

Comments: The project consists of expanding STH 15 from 2-lanes to 4-lanes. This portion consists of the grading and aggregate placement of the expansion project. 8 bridges and 5 retaining walls will be constructed during the project.

Similar Projects or Proposals – List similar project/proposal IDs and how they were referenced

Project 1440-13-76/77 is a majors project in Sheboygan county that has similar quantities for grading, and basecourse work.

all prices will need to be revisited after
the WIS 23 lettings in January and
March 2020

PROJECT CHARACTERISTICS

Schedule and Road User Costs

Let Date 7/13/2021
Anticipated Start Date 9/7/2021
Completion Date 11/9/2022
Working Days 203
Calendar Days 231
☐ Interim completion date(s)

- ☐ Lane rental
- ☐ Enhanced liquidated damages
- ☐ Interim liquidated damages
- ☐ Accelerated schedule
- ☐ Extraordinary forces expected
- ☐ Other (Please explain)

Comments: The project is expected to begin in the late summer with structure work continuing through the winter. The project is off-alignment, so mainline traffic will not inhibit working operations. This project will be one of the few majors projects in the region, as such we expect a very competitive bidding for this project.

Traffic Control

Primary Closure Type: Shoulder or No Closure

Other Closures and Traffic Control Characteristics:

- | | | |
|--|---|---|
| <input type="checkbox"/> Mainline Closure | <input type="checkbox"/> Complex/Unusual staging | <input checked="" type="checkbox"/> Temp bike/pedestrian access |
| <input checked="" type="checkbox"/> Shoulder or No Closure | <input type="checkbox"/> Detour required | <input checked="" type="checkbox"/> Temp concrete barrier used |
| <input type="checkbox"/> Continuous Lane Closure | <input type="checkbox"/> Night work expected | <input type="checkbox"/> Temp/Crossover roadways |
| <input type="checkbox"/> Daily/Nightly Lane Closure | <input type="checkbox"/> Peak hour restrictions | <input type="checkbox"/> Temp structures |
| <input type="checkbox"/> Moving Lane Closure | <input type="checkbox"/> Limited work zone access | <input type="checkbox"/> Temp traffic control signals |
| <input type="checkbox"/> Flagging Operation | | <input type="checkbox"/> Other (Please Explain) |

Number of stages: 2

Comments: This portion of the STH 15 corridor will be constructed off alignment, so no detour or lane closures are expected along state highways

Construction Conflicts

- | | |
|---|---|
| <input type="checkbox"/> Aboveground utilities (existing to remain) | <input type="checkbox"/> Hazardous materials |
| <input type="checkbox"/> Underground utilities (existing to remain) | <input type="checkbox"/> Railroad coordination |
| <input type="checkbox"/> Utility work concurrent with construction | <input type="checkbox"/> Archeological Monitor |
| <input type="checkbox"/> Environmentally sensitive areas | <input type="checkbox"/> Other (Please explain) |

Comments: All Utilities are to be moved 1 year prior to LET

Competition of Contractors

Expected Competition High (5 or more bidders)

Comments: This is a Majors project in NE Wisconsin. When this job is LET no other major grading jobs are expected in this area, with that we expect to have a competitive bidding.

Other Considerations

- | | |
|---|---|
| <input type="checkbox"/> Multiple mobilizations | <input type="checkbox"/> Remote location |
| <input type="checkbox"/> Multiple, dispersed work locations | <input type="checkbox"/> Haul distance |
| <input type="checkbox"/> Urban or <input checked="" type="checkbox"/> Rural | <input checked="" type="checkbox"/> Current bid item trends |
| <input type="checkbox"/> Constrained work environment | <input type="checkbox"/> Material shortages |
| <input type="checkbox"/> Adjacent projects | <input type="checkbox"/> Other (Please explain) |

Comments: This job is off alignment in a rural setting. Access to the job site is not expected to be difficult. Majority of work is earthwork, culverts and structures. This project will a large quantity of borrow associated with it, so we are expecting the prices for Embankment and Excavation Common will be competitive.

ITEM LEVEL DOCUMENTATION

Significant Items List – Top 20% of items out of total contract costs and lump sum items

- SPV.0035 – Roadway Embankment.
- 205.0100 – Excavation Common
- 211.0100 – Prepare Foundation for Asphaltic Paving
- 213.0100 – Finishing Roadway
- 311.0110 - Breaker Run
- 619.1000 – Mobilization
- 305.0120 – Base Aggregate Dense 1 ¼ - Inch
- 618.0100 – Maintenance and Repair of haul Roads
- 625.0500 – Salvaged Topsoil
- 209.0100 – Backfill Granular
- 205.0400 – Excavation Marsh

Non-Significant Item Summary – Summary of estimating methodology

Estimator was used for non-significant items that quantities fell between the 25th and 75th percentiles. Bidx.com was used if the quantities did not fall between these values.

Estimate Review Summary

Consultant Reviewer(s):

Region Reviewer(s):

ESTIMATING TOOL PARAMETERS

Estimator Parameters

Source Catalog	2019
Work type	Earthwork
Highway Type	FP - Freeway, Principal Arterial
Urban/Rural type	Rural
Season	Summer
County	Outagamie
Region	NE

Comments: [Click here to enter text.](#)

Bid Express and Other Tool Parameters

Tool(s) Used: Bid Express
County(s): Outagamie, Brown, Winnebago, Sheboygan, Calumet, Fond du Lac
Date Range: 1-year
Other Parameters: The typical quantity range was 50% to 150% of the plan quantity

Comments: The above parameters were the initial search parameters. Sometimes they had to be adjusted to get enough projects to populate. In that event, the search parameters used will be mentioned on the bid item.

ATTACHMENTS

Attachments are optional and may be referenced in the above documentation.

☒ Unit Price Documentation printout with notes (Estimator, Q2P, Excel spreadsheets)

☒ Other Attachment(s)

Bidx.com search parameters

Project Information

1146-75-71
STH 76 – New London
CTH JJ – CTH T/ Givens Road
Outagamie County

Project Manager: William Bertrand
Designer: Mason Simmons
PS&E date: 02/1/2021
Bid letting date: 7/13/2021

Executive Summary

Project 1146-75-71 is part of the STH 15 Majors Reconstruction project. This contract consists of grading, structures, HMA Pavement, Storm Sewer and culvert Installation and other work needed to complete the project. This portion of the STH 15 corridor will be constructed off alignment, so no detour or lane closures are expected along state highways. The work for this contract is expected to begin in late summer 2021 and to be completed in fall 2022. All structure bid items were estimated by the Wisconsin Department of Transportation, Bureau of Structures (BOS). There are concrete plants and quarries located close to the project site, so we expect a competitive bid pricing for our base aggregate and concrete prices.

Estimator Parameters

Work Type: Earthwork
Highway Type: Freeway, Principal Arterial
Urban/ Rural Type: Rural
Season: Summer
County: Outagamie
District: Northeast Region

Unit Price Documentation

Below is a summary of the items that needed further bid price justification. All prices in estimator were rounded to reflect actual bid prices. All bidx.com searches were based off of 1-year of searches unless otherwise noted.

- Items outside of confidence range of regression curve - The following Items had regression data in estimator, but the quantity range was outside of the 25th and the 75th percentiles. Prices for these items were obtained from Bidx.com, see Appendix B for the search criteria.
 - 201.0105 – Clearing. My project quantity is 161 STA of clearing. Due to this large quantity I ran a statewide search for projects that were 50% - 150% of the project amount. The average price for this search was \$257. This project is off alignment with very little conflicts for clearing. With this I felt ok with rounding the average price down to \$250.

- 201.0205 – Grubbing. My project quantity is 161 STA of Grubbing. Due to this large quantity I ran a statewide search for projects that were 50% - 150% of the project amount. The average price for this search was \$171, which I rounded to \$175.
- 204.0170 – Removing Fence. My project quantity is 6855 LF. I ran a search in brown, calumet, Winnebago, Outagamie, Sheboygan, and Fond du Lac county for projects that were 50% - 150% of the project amount over a 2-year period. The average price is \$1.11, low of \$1.00 and a mode of \$1.00. I will use the mode price of \$1.00 in my estimate.
- 204.0180 – Removing Delineators and Markers. My project quantity is 2 each of removals. This is a small quantity especially given the project size. I ran a search in brown, calumet, Winnebago, Outagamie, Sheboygan, and Fond du Lac county for projects that were 50% - 150% of the project amount. The average price was \$15, so I will use that in the estimate.
- 205.0100 – Excavation Common. My project quantity is 810,095 CY. Given the large amount of excavation on this project I looked at a previous Majors project in the region, STH 23. The project also uses Embankment, so I will use a combined price for these items. The combined excavation cost for this item was \$5.55 with \$3.20 used as common excavation. The 2nd bidders combined cost was \$10.77, I will take the average combined price for this project of roughly \$8.25 for my project, with \$4.25 used as Common Excavation.
- 205.0200 – Excavation Rock. My project quantity is 25,553 CY. I did a statewide search over the past year to find projects with similar quantities. The average bid price for this search was \$7.54 which I will use rounded to \$7.50 in the estimate.
- 205.0400 – Excavation Marsh. My project quantity is 116,785 CY. Given the large amount of excavation on this project I looked at a previous Majors project in the region, STH 23, the winning price was \$3.10 with an average price around \$4.00. So, I will use \$4.00 in my estimate.
- 208.1100 – Select Borrow. My project quantity is 54,563 CY. I did a statewide search over the past 2 years to find projects with similar quantities. I compared only the 2 low bidders and excluded the \$.10 bid. The average low bid price for this search was \$7.75 which I will use in my estimate.
- 305.0120 – Base Aggregate Dense 1 ½-Inch. My project quantity is 76,021 Tons. I ran a search on bidx.com for projects that used similar quantities, the average price of this search was \$8.52 which I will round to \$9 for my estimate.
- 311.0110 – Breaker Run. My project quantity is 125,003 Tons. This is a large quantity and needed to run a statewide project for comparable quantities. The lowest price for this item was \$8.90. Given the projects proximity to local quarries, and lack of traffic, I believe the project's cost would be close to this cost, so that is what I will use in the estimate.
- 312.0110 – Select Crush Material. My project quantity is 89,111 Tons. I ran a search over 2 years state wide to find comparable projects. Like item 311.0110, this item will benefit from having quarries and lack of traffic, so I believe this project will have one of the lowest prices in the state. I will average the proposal lows, minus the \$.01 bids and use the price of \$12 in the estimate.
- 522.0130 – Culvert Pipe Reinforced Concrete Class III 30-Inch. My project quantity is 654 LF. This is a similar quantity and will have similar circumstances to the STH 23 majors project. The winning bid on this project was \$70, so I will use this in my estimate.

- 522.0430 – Culvert Pipe Reinforced Concrete Class IV 30-Inch. My project quantity is 324 LF. I compared this item to the STH 23 majors job and will use the winning bid price of \$84 in the estimate.
- 522.1018 – Apron End walls for Culvert Pipes Reinforced Concrete 18 – Inch. My project quantity is 27 each. I searched on bidx.com statewide for projects that used this item. This is a major grading job, with several miles of new pipes, I believe with this we will have very competitive prices. With that I will average the low bid prices from each proposal and use \$725 on my estimate.
- 522.1030 – Apron End Walls for Culvert Pipe Reinforced Concrete 30 – Inch. My Project Quantity is 10 each. I searched on bidx.com statewide. The average of the low bids was \$876 rounded to \$880 for my estimate.
- 522.1042 – Apron End Walls for Culvert Pipe Reinforced Concrete 42 – Inch. My project total is 4 each. I did a statewide search on bidx.com for projects that used this item and found that the average low bid price was \$1643, so I will use this in my estimate rounded to \$1650.
- 522.1060 – Apron End Walls for Culvert Pipe Reinforced Concrete 60 – Inch. My project quantity is 4 each. I did a statewide search on bidx.com for projects that used this item, and found that the average low price was \$3343, so I will use this in my estimate rounded to \$3350.
- 522.2614 – Apron End walls for Culvert Pipe Reinforced Concrete Horizontal Elliptical 14x23 – Inch. My project quantity is 1 each. I did a county search on bidx.com for projects with small quantities, the average low price for this search was \$829, so I will use this in my estimate rounded to \$830.
- 608.0315 – Storm Sewer Pipe Reinforced Concrete Class III 15 – Inch. My project quantity is 12 LF. I did a statewide search on bidx.com for projects that used this item, and found that the average low price was \$87, so I will use this in my estimate.
- 611.0624 – Inlet Covers Type H. My project quantity is 1 each. I did a statewide search on bidx.com for projects that used this item, and found that the average low price, excluding the outlier was \$527, so I will use this in my estimate rounded to \$530.
- 611.0642 – Inlet Covers Type MS. My project quantity is 42 each. I did a statewide search on bidx.com for projects that used this item, and found that the average low price, excluding the outlier was \$350, so I will use this in my estimate.
- 611.2004 – Manholes 4 – FT Diameter. My project quantity is 1 each. I did a surrounding county search on bidx.com for projects that used this item and found that the average low price was \$1850 so I will use this in my estimate.
- 611.3230 – Inlets 2x3 - FT. My project quantity is 1 each. I did a surrounding county search on bidx.com for projects that used this item, and found that the average low price was \$1045, so I will use this in my estimate rounded to \$1050.
- 611.3901 – Inlets Median 1 Grate. My project quantity is 20 each. I did a surrounding county search on bidx.com for projects that used this item and found that the average low price was \$1510 so I will use this in my estimate rounded to \$1525.
- 611.9800.S – Pipe Grates. My project quantity is 12 each. I did a statewide search on bidx.com for projects that used this item and found that the average low price was \$570 so I will use this in my estimate.
- 616.0100 – Fence Woven Wire (Height) 4 – FT. my project quantity is 31,400 LF. I did a statewide search on bidx.com for projects that used this item and found that the low price was \$4.50 so I will use this in my estimate.

- 616.0120. S – Fencing Small Animals. This is an uncommon bid item, and was recently turned into a STSP. I ran a statewide search on bidx.com over the past seven years to find a SPV that used this item. Since this is uncommon I will use the average price of this search, \$7.34 inflated 2.5% annually, \$8.75 in my estimate.
- 618.0100 – Maintenance and Repair of Haul Roads (project) 1146-75-71. My project will be off alignment and most sites and located close to many quarries and concrete plants along the STH network. The project is also a carryover project lasting over 12 months. So we have the long duration adding costs to this item, but the location and it being unlikely that they use local roads reducing the price. We will estimate this item at \$10,000 on the chance the contractor decides to use local roads and quarries far away from the job site.
- 619.1000 – Mobilization. This project is mainly a grading and structures contract. Looking at the contract percentages for mobilization for grading projects was 3.9%, for structures it was 7.9% and for structures and general it was 6.9%. I will use the average of the grading mobilization cost and the structures mobilization cost which is roughly 6% for this estimate which is roughly \$1,460,000
- 624.0100 – Water. My project quantity is 2,893 MGAL. I did a statewide search on bidx.com for projects that used this item and found that the low price was \$15 so I will use this in my estimate.
- 625.0500 – Salvaged Topsoil. My project quantity is 340,367 SY. I ran a statewide search on bidx.com for projects that used large quantities of this item and used on the 2 low bidders. The average price for this search was \$0.65 which I will use in my estimate.
- 627.0200 – Mulching. My project quantity is 209,208 SY. I ran a statewide search on bidx.com for projects that used large quantities of this item. The low bid price for this search was \$0.10, so I will use this on my estimate.
- 628.1504 – Silt Fence. My project quantity is 18,521 LF. I did a statewide search on bidx.com for projects that used this item, and found that the average low price was \$1.80, so I will use this in my estimate.
- 628.1520 – Silt Fence maintenance. My project quantity is 18,521 LF. I did a county search on bidx.com for projects that used this item, and found that the average price was \$1.91, so I will use this in my estimate rounded to \$2.00.
- 628.1905 – Mobilizations Erosion Control. I compared this item to another Major project in the region with large grading items, Project 1440-13-76. For their contract the winning bid was \$153, so I will use this in my estimate rounded to \$200.
- 628.1910 – Mobilizations Emergency Erosion Control. Due to the scope of work of this item, compared to 628.1905, I will assume a 20% increase in price for this item to account for the shorter response time.
- 628.2004 – Erosion Mat Class I Type B. My project quantity is 215,405 SY. I ran a statewide search on bidx.com for projects that used large quantities of this item and used on the 2 low bidders. The mode price for this search was \$1.50 which I will use in my estimate.
- 628.7504 – Temporary Ditch Checks. My project quantity is 1,260 LF. I searched the surrounding counties on bidx.com for projects that used this item, and found that the average low price was \$7.08 so I will use this in my estimate rounded to \$7.10.
- 629.0210 – Fertilizer Type B. My project quantity is 268 CWT. I searched the surrounding counties on bidx.com for projects that used this item, and found that the average price was \$50, so I will use this in my estimate.

average price in BidX search is \$0.75

- 630.0110 – Seeding Mixture No. 10. My project quantity is 3,720 LB. I did a statewide search over the past two years to find projects that used this high of a quantity. The low bid price for this item was \$4.75, so I will use this in my estimate.
- 630.0120 – Seeding Mixture No. 20. My project quantity is 3,720 LB. I did a statewide search over the past two years to find projects that used this high of a quantity. The low price for this search was \$4.05, so I will use this in my estimate.
- 632.0101 – Trees (Arborvitae) (American ‘Techny’) (5 – FT, B&B). I ran a bidx.com search for projects that have used this tree on their project in the past two years. There was only 1 bid for this search. Given the limited results, I will use this one bid price \$429, in my estimate.
- 632.9101 – Landscaping Planting Surveillance and care Cycles. I ran a statewide search for projects that have used this item with similar quantities and found a wide range of prices. This project is just grading and structures, so no pavement will be placed for at least two years after completion on this project. That means that no salt will come in contact with these plants, so the plants will have a higher chance of survival. With that I will use the average price from the cheaper contracts of \$570.
- 633.5200 – Markers Culvert End. My project quantity is 73 each. I ran a statewide search on bidx.com for projects that used large quantities of this item. The average low bid price for this search was \$44, so I will use this on my estimate.
- 645.0120 – geotextile Fabric Type HR. My project quantity is 1,807 SY. I ran a search in the surrounding counties on bidx.com for projects that used large quantities of this item. The average low bid price for this search was \$3.20, so I will use this on my estimate.
- 650.4500 – Construction Staking Subgrade. My project quantity is 37,454 LF. I ran a search statewide on bidx.com for projects that used large quantities of this item. The low bid for this item was only \$.01 bid for the last 2 years, given that I will at least put down \$.05 in the estimate.
- 650.5000 – Construction Staking Base. My project quantity is 40,145 LF. I ran a search statewide on bidx.com for projects that used large quantities of this item. The low average bid price for this search was \$0.30, so I will use this on my estimate.
- 650.9920 – Construction Staking Slope Stakes. My project quantity is 40,145 LF. I ran a search in the surrounding counties on bidx.com for projects that used large quantities of this item. The average bid price for this search was \$0.45, so I will use this on my estimate.
- Lump Sum Items
 - 650.9910 – Construction Staking Supplemental Control (project) 1146-75-71. I compared this item to another Major project in the region with large grading items, Project 1440-13-76. For their contract the winning bid was \$800, so I will use this in my estimate.
- Items without bid regressions – The following items did not have a regression curve associated with the bid items. Estimated prices were based off of bidx.com and past projects of similar size and location.
 - 204.0245 – Removing Storm Sewer (size) 30-Inch. My project quantity is 115 LF. I ran a statewide search on bidx.com for this item. The average low bid price was \$10.20, so I will use this in my estimate.
 - 213.0100 – Finished Roadway (Project) 1146-75-71. This item was compared to other projects with similar length of Centerline grading in the Northeast region. The average price between these projects was roughly \$3,000, so that will be the price used in the estimate.

Your BidX search actually shows an average of \$43.16

- 520.8000 – Concrete Collars for Pipes. My project quantity is 3 each. I ran a bidx.com search in the surrounding counties for similar quantities and found that the average low price for this item is \$510. So I will use that in my estimate.
- 522.0112 – Culvert Pipe Reinforced Concrete Class III 12-Inch. My project quantity is 46LF. This is not a common item, so I needed to search statewide to find prices for this item. The average price in the state is \$44.75, so I will use this in my estimate.
- 522.0118 – Culvert Pipe Reinforced Concrete Class III 18-Inch. My project quantity is 1492 LF. I ran a statewide search on bidx.com to find projects with similar quantities. The average low price for this search was \$36.70, so I will use this price in my estimate.
- 522.0154 – Culvert Pipe Reinforced Concrete Class III 54-Inch. My project quantity is 214 LF. I searched statewide for projects that used this item. The average low price was \$162/ LF, so I will use this in my estimate.
- 522.0460 – Culvert Pipe Reinforced Concrete Class IV 60-Inch. My project quantity is 604 LF. I needed to go back 3 years to find projects that used this item statewide. The average price from that let project was \$110, so that will be the price used in the estimate.
- 522.0536 – Culvert Pipe Reinforced Concrete Class V 36-Inch. My project quantity is 738 LF. This item was only used 2 times in the past 2 years. When I exclude the penny bids I get an average price of \$262/LF, so I will use this in my estimate.
- 522.0542 – Culvert Pipe Reinforced Concrete Class V 42-Inch. My project quantity is 392 LF. This item has not been used in the past 3 years statewide. I'll compare it to item 522.0560 and use the average price of \$284 for my estimate.
- 522.2324 – Culvert Pipe Reinforced Concrete Horizontal Elliptical Class HE-III 24x38 – Inch. My project quantity is 214 LF. Only 1 project in the past 3 years used this item state wide. The average price for this search was \$84, so I will use this in my estimate.
- 522.2324 – Culvert Pipe Reinforced Concrete Horizontal Elliptical Class HE-III 48x76 – Inch. My project quantity is 260 LF. I did a statewide search on bidx.com for projects that used this item over the past 3 years, and found that the average price was \$225, so I will use this in my estimate.
- 522.2414 – Culvert Pipe Reinforced Concrete Horizontal Elliptical Class HE-IV 14x23 – Inch. My project quantity is 82 LF. I did a statewide search on bidx.com for projects that used this item over the past 2 years, and found that the average price was \$87, so I will use this in my estimate.
- 522.2429 – Culvert Pipe Reinforced Concrete Horizontal Elliptical Class HE-IV 29x45 – Inch. My project quantity is 148 LF. I did a statewide search on bidx.com for projects that used this item over 2 years, and found that the average price was \$143, so I will use this in my estimate.
- 522.2624 – Apron End walls for culvert Pipe Reinforced Concrete Horizontal Elliptical 24x38 – Inch. I searched for projects in the surrounding counties that used this item with a similar quantity on bidx.com, the average price for this search was \$1175, so I will use this price in the estimate.
- 522.2648 – Apron End Walls for Culvert Pipe Reinforced Concrete Horizontal Elliptical 48x76 – Inch. My project quantity is 2 each. I did a statewide search on bidx.com for projects that used this item, and found that the average price was \$4325, so I will use this in my estimate.
- 608.0412 – Storm Sewer Pipe Reinforced Concrete Class IV 12 – Inch. My project quantity is 4 LF. Concrete pipes are orders in increments of 8 LF, so I will use this as my

project in your BidX search was from May 2018 and average price was \$185.61

Your BidX search uses 522.0548 and average price was \$138.35

522.2348

estimate shows \$250

base for my price search. I did a statewide search on bidx.com for projects that used this item, and found that the average price was \$68.85, so I will use this in my estimate.

- 608.2429 – Storm Sewer Pipe Reinforced Concrete Horizontal Elliptical Class HE – IV 29x45 – Inch. My project quantity is 40 LF. I did a statewide search on bidx.com for projects that used this item in the past two years, and found that the average price was \$158, so I will use this in my estimate.
- 611.2006 – Manholes 6 – FT Diameter. My project quantity is 1 each. I did a surrounding counties search on bidx.com for projects that used this item, and found that the low price was \$2800, so I will use this in my estimate.
- 611.2044 – Manholes 4x4 - FT. My project quantity is 1 each. I did a statewide search on bidx.com for projects that used this item, and found that the low price was \$4225, so I will use this in my estimate.
- 611.3902 – Inlets Median 2 Grate. My project quantity is 7 each. I did a county search on bidx.com for projects that used this item and found that the average low price was \$1865 so I will use this in my estimate.
- 611.3904 – Inlets Median 4 Grate. My project quantity is 2 each. I did a surrounding county search on bidx.com over 2 years for projects that used this item and found that the average low price was \$3000 so I will use this in my estimate.
- 643.5000 – Traffic Control (project) 1146-75-71. My project is located off alignment, with minor traffic control needed at a CTH. Due to the minimum traffic control associated with this project we are anticipating \$20,000 based off of previous projects.
- SPV's
 - SPV.0035.01 – Concrete Masonry Eco – Passage. This SPV was created to mimic the work performed on proposal 20081111009. The winning bid for this item was \$500/CY. I will inflate this number by 2.5% annually to a price of \$656/CY in my estimate.
 - SPV.0035.02 – Roadway Embankment. My project quantity is 1,181,095 CY. I compared the Cut/ Embankment items to this project and saw that the contractor had a blended price of \$8. I also checked other projects with this item and the prices were around \$8.50/CY. Since I figured \$4.25 for common excavation I will use \$4.25 for this price in my estimate. I also compared the blended price to the project if we were using borrow instead of roadway embankment.
 - SPV.0060.01 – Temporary Slope Drain. My project quantity is 8 Each. I ran a statewide search for projects that used this item and found the low bid price to be \$2,500 which I will use in my estimate
 - SPV.0060.02 – Wood Gate Double Leaf 24-ft. My project quantity is 2 Each. I ran a statewide search for projects that used this item over the past 9 years. The average price for this search was roughly \$1,600 which I will use in my estimate.
 - SPV.0075.01 – Street Sweeping. I looked at the prevailing wages for Outagamie county and the prevailing wages for someone who does this type of work is roughly \$50/ hr. I am assuming the cost for the equipment is covered under the finishing roadway bid item; therefore I will assume the cost of the laborer +25% to cover associated costs for this item, so \$62.50/ HR
 - SPV.0090.01 – Fence Chain Link 5- FT Special. My project quantity is 6,294 LF. I ran a statewide search for projects that used this item and saw for high quantities the low price was \$7.72. For our work additional work will be needed to bury the fence 1 – FT, so I rounded this price to \$10 in my estimate.

- SPV.0105.01 – Reconnect Pipe Underdrain Parcel 165. I did an item search over the past 4 years to find a project that used this item. The average bid price for this search is \$289, I will round this price to \$300 and use this in my estimate.
- SPV.0165 – Steel Grating. This SPV was created to mimic the work performed on proposal 20081111009. The winning bid for this item was \$135/SF. I will inflate this number by 2.5% annually to a price of \$177/SF in my estimate.
- SPV.0180.01 – Salvaged Topsoil Above Riprap. I am estimating the salvaged topsoil unit price at \$1.52. I will round this item to \$2.00 to account for the extra work required.
- SPV.0195.01 – 2" Clear Stone. I checked for the item Clear Stone on bidx.com on projects used in the last four years. The average price for this item was \$26/Ton, so I will use this in my estimate.
- SPV.0195.02 – Shot Rock. I checked for select borrow in the surrounding counties and saw the average price for this search was \$14.86/CY, I then converted it to \$/TON by using a 1.8TON/CY conversion factor for a price \$8.25/Ton.
- SPV.0195.03 – Excavation, Hauling and Disposal of Contaminated Material. This item was estimated by the environmental consultant using the specific gravity of the waste at the site. The price was \$40/Ton. estimate was provided several years ago - more current data is available
- Significant Items. These are the items that when the sum of their prices are combined total 80% of the estimate price. The estimated roadway price for this project is \$18,035,035, so the sum of the significant items will be \$14,428,028 some of these items were already justified above. The significant items are shown below:
 - SPV.0035 – Roadway Embankment, \$5,246,565. See above justification.
 - 205.0100 – Excavation Common, \$3,422,904. See above justification.
 - 619.1000 – Mobilization, \$1,460,000. See above justification.
 - 311.0110 - Breaker Run, \$1,112,526. See above justification.
 - 312.0110 – Select Crushed material, \$1,077,132 See above justification
 - 305.0120 – Base Aggregate Dense 1 ¼ - Inch, \$684,189. See above justification.
 - 205.0400 – Excavation Marsh, \$462,844. See above justification.
 - 208.1100 – Select Borrow, \$422,863. See above justification.
 - 628.2004 – Erosion Mat Class I Type B, \$323,107. See above justification.
 - 625.0500 – Salvaged Topsoil, \$255,275. See above justification.
 - 205.0200 – Excavation Rock, \$191,647. See above justification.

Estimate 1146-75-71

Estimated Cost:\$25,828,734.74

Contingency: 0.00%

Estimated Total: \$25,828,734.74

STH 76 - NEW LONDON CTH JJ

Base Date: 07/13/21

Spec Year: 03

Unit System: E

Work Type: Earthwork

Highway Type: Expressway, Principal Arterial

Urban/Rural Type: Rural

Season: Summer

County: Outagamie

Latitude of Midpoint: 0

Longitude of Midpoint: 0

District: Ne

Federal Project Number:

State Project Number:

<u>Line #</u>	<u>Item Number</u>	<u>Quantity</u>	<u>Units</u>	<u>Unit Price</u>	<u>Extension</u>
<u>Description</u>					
<u>Supplemental Description</u>					

Group 0010: Roadway Items

0010	201.0105	161.000	STA	\$250.00000	use \$310/STA based on revised BidX search	\$40,250.00
	Clearing					
0020	201.0205	161.000	STA	\$175.00000		\$28,175.00
	Grubbing					
0030	203.0100	2.000	EACH	\$310.00000		\$620.00
	Removing Small Pipe Culverts					
0035	204.0110	579.000	SY	\$4.60000		\$2,663.40
	Removing Asphaltic Surface					
0037	204.0120	3,565.000	SY	\$4.25000		\$15,151.25
	Removing Asphaltic Surface Milling					
0040	204.0150	103.000	LF	\$5.00000		\$515.00
	Removing Curb & Gutter					
0050	204.0155	36.000	SY	\$7.00000		\$252.00
	Removing Concrete Sidewalk					
0060	204.0170	6,855.000	LF	\$1.00000		\$6,855.00
	Removing Fence					
0070	204.0180	2.000	EACH	\$10.00000		\$20.00
	Removing Delineators and Markers					
0080	204.0210	1.000	EACH	\$450.00000		\$450.00
	Removing Manholes					
0090	204.0220	1.000	EACH	\$350.00000		\$350.00
	Removing Inlets					
0100	204.0245	115.000	LF	\$10.20000		\$1,173.00
	Removing Storm Sewer (size) 1. 30-inch					
0105	204.9090.S	525.000	LF	\$6.00000		\$3,150.00
	Removing (item description) 01. Underdrain					
0110	205.0100	810,095.000	CY	\$4.25000	use \$4.75/CY based on earthwork spreadsheet	\$3,442,903.75
	Excavation Common					
0115	205.0200	25,553.000	CY	\$7.50000	okay	\$191,647.50
	Excavation Rock					
0120	205.0400	115,711.000	CY	\$4.00000	okay	\$462,844.00
	Excavation Marsh					
0140	208.1100	54,563.000	CY	\$7.75000	use \$8.00/CY based on revised BidX search	\$422,863.25
	Select Borrow					
0145	211.0100	1.000	LS	\$500.00000		\$500.00
	Prepare Foundation for Asphaltic Paving (project) 31. 1146-75-71					
0150	213.0100	1.000	EACH	\$3,000.00000		\$3,000.00
	Finishing Roadway (project) 2. 1146-75-71					
0160	214.0100	9.300	STA	\$530.00000		\$4,929.00
	Obliterating Old Road					
0170	305.0110	1,209.000	TON	\$26.50000	use \$18.00/TON based on revised BidX search	\$32,038.50
	Base Aggregate Dense 3/4-Inch					

<u>Line #</u>	<u>Item Number</u>	<u>Quantity</u>	<u>Units</u>	<u>Unit Price</u>	<u>Extension</u>
<u>Description</u>					
<u>Supplemental Description</u>					
0180	305.0120	76,021.000	TON	\$9.00000	use \$9.25/TON based on revised BidX search
Base Aggregate Dense 1 1/4-Inch					\$684,189.00
0182	311.0110	125,003.000	TON	\$8.90000	use \$9.25/TON based on revised BidX search
Breaker Run					\$1,112,526.70
0183	312.0110	89,761.000	TON	\$12.00000	use \$11.50/TON based on revised BidX search
Select Crushed Material					\$1,077,132.00
0185	305.0500	11.200	STA	\$90.00000	
Shaping Shoulders					\$1,008.00
0195	415.0410	336.000	SY	\$188.00000	use \$170.00/SY based on revised BidX search
Concrete Pavement Approach Slab					\$63,168.00
0197	416.1010	5.400	CY	\$620.00000	
Concrete Surface Drains					\$3,348.00
0200	455.0605	656.000	GAL	\$3.50000	
Tack Coat					\$2,296.00
0205	460.2000	1,090.000	DOL	\$1.00000	
Incentive Density HMA Pavement					\$1,090.00
0210	460.5223	934.000	TON	\$75.00000	okay
HMA Pavement 3 LT 58-28 S					\$70,050.00
0220	460.5224	1,154.000	TON	\$80.00000	okay
HMA Pavement 4 LT 58-28 S					\$92,320.00
0230	465.0110	15.000	TON	\$100.00000	
Asphaltic Surface Patching					\$1,500.00
0240	465.0120	13.000	TON	\$175.00000	
Asphaltic Surface Driveways and Field Entrances					\$2,275.00
0250	511.1200	5,884.000	SF	\$35.00000	okay
Temporary Shoring (structure) 3. B-44-295/B-44-296					\$205,940.00
0270	520.8000	3.000	EACH	\$510.00000	
Concrete Collars for Pipe					\$1,530.00
0280	522.0112	46.000	LF	\$44.75000	
Culvert Pipe Reinforced Concrete Class III 12-Inch					\$2,058.50
0290	522.0118	1,414.000	LF	\$36.70000	use \$44.00/LF based on revised BidX search
Culvert Pipe Reinforced Concrete Class III 18-Inch					\$51,893.80
0300	522.0124	322.000	LF	\$65.00000	
Culvert Pipe Reinforced Concrete Class III 24-Inch					\$20,930.00
0310	522.0130	654.000	LF	\$70.00000	
Culvert Pipe Reinforced Concrete Class III 30-Inch					\$45,780.00
0320	522.0136	210.000	LF	\$100.00000	
Culvert Pipe Reinforced Concrete Class III 36-Inch					\$21,000.00
0330	522.0142	252.000	LF	\$190.00000	
Culvert Pipe Reinforced Concrete Class III 42-Inch					\$47,880.00
0340	522.0154	214.000	LF	\$110.00000	
Culvert Pipe Reinforced Concrete Class III 54-Inch					\$23,540.00
0350	522.0418	816.000	LF	\$47.00000	
					\$38,352.00

<u>Line #</u>	<u>Item Number</u>	<u>Quantity</u>	<u>Units</u>	<u>Unit Price</u>	<u>Extension</u>
<u>Description</u>					
<u>Supplemental Description</u>					
Culvert Pipe Reinforced Concrete Class IV 18-Inch					
0360	522.0430	324.000	LF	\$84.00000	\$27,216.00
Culvert Pipe Reinforced Concrete Class IV 30-Inch					
0370	522.0460	604.000	LF	\$180.00000	\$108,720.00
Culvert Pipe Reinforced Concrete Class IV 60-Inch					
0380	522.0536	738.000	LF	\$110.00000	\$81,180.00
Culvert Pipe Reinforced Concrete Class V 36-Inch					
0390	522.0542	392.000	LF	\$150.00000	\$58,800.00
Culvert Pipe Reinforced Concrete Class V 42-Inch					
0400	522.1012	2.000	EACH	\$800.00000	\$1,600.00
Apron Endwalls for Culvert Pipe Reinforced Concrete 12-Inch					
0410	522.1018	27.000	EACH	\$725.00000	\$19,575.00
Apron Endwalls for Culvert Pipe Reinforced Concrete 18-Inch					
0420	522.1024	13.000	EACH	\$950.00000	\$12,350.00
Apron Endwalls for Culvert Pipe Reinforced Concrete 24-Inch					
0430	522.1030	10.000	EACH	\$880.00000	\$8,800.00
Apron Endwalls for Culvert Pipe Reinforced Concrete 30-Inch					
0440	522.1036	8.000	EACH	\$1,220.00000	\$9,760.00
Apron Endwalls for Culvert Pipe Reinforced Concrete 36-Inch					
0450	522.1042	4.000	EACH	\$1,650.00000	\$6,600.00
Apron Endwalls for Culvert Pipe Reinforced Concrete 42-Inch					
0460	522.1054	2.000	EACH	\$2,730.00000	\$5,460.00
Apron Endwalls for Culvert Pipe Reinforced Concrete 54-Inch					
0470	522.1060	4.000	EACH	\$3,350.00000	\$13,400.00
Apron Endwalls for Culvert Pipe Reinforced Concrete 60-Inch					
0480	522.2319	120.000	LF	\$85.00000	\$10,200.00
Culvert Pipe Reinforced Concrete Horizontal Elliptical Class HE-III 19x30-Inch					
0490	522.2324	214.000	LF	\$84.00000	\$17,976.00
Culvert Pipe Reinforced Concrete Horizontal Elliptical Class HE-III 24x38-Inch					
0500	522.2348	260.000	LF	\$250.00000	\$65,000.00
Culvert Pipe Reinforced Concrete Horizontal Elliptical Class HE-III 48x76-Inch					
0510	522.2414	82.000	LF	\$87.00000	\$7,134.00
Culvert Pipe Reinforced Concrete Horizontal Elliptical Class HE-IV 14x23-Inch					
0520	522.2424	148.000	LF	\$130.00000	\$19,240.00
Culvert Pipe Reinforced Concrete Horizontal Elliptical Class HE-IV 24x38-Inch					
0530	522.2429	148.000	LF	\$143.00000	\$21,164.00
Culvert Pipe Reinforced Concrete Horizontal Elliptical Class HE-IV 29x45-Inch					
0540	522.2614	1.000	EACH	\$830.00000	\$830.00
Apron Endwalls for Culvert Pipe Reinforced Concrete Horizontal Elliptical 14x23-Inch					
0550	522.2619	4.000	EACH	\$1,150.00000	\$4,600.00
Apron Endwalls for Culvert Pipe Reinforced Concrete Horizontal Elliptical 19x30-Inch					
0560	522.2624	8.000	EACH	\$1,175.00000	\$9,400.00
Apron Endwalls for Culvert Pipe Reinforced Concrete Horizontal Elliptical 24x38-Inch					
0570	522.2629	4.000	EACH	\$1,575.00000	\$6,300.00

<u>Line #</u>	<u>Item Number</u>	<u>Quantity</u>	<u>Units</u>	<u>Unit Price</u>	<u>Extension</u>
<u>Description</u>					
<u>Supplemental Description</u>					
Apron Endwalls for Culvert Pipe Reinforced Concrete Horizontal Elliptical 29x45-Inch					
0580	522.2648	2.000	EACH	\$4,325.00000	\$8,650.00
Apron Endwalls for Culvert Pipe Reinforced Concrete Horizontal Elliptical 48x76-Inch					
0590	601.0411	464.000	LF	\$20.00000	\$9,280.00
Concrete Curb & Gutter 30-Inch Type D					
0600	601.0557	157.000	LF	\$30.00000	\$4,710.00
Concrete Curb & Gutter 6-Inch Sloped 36-Inch Type D					
0610	602.0405	325.000	SF	\$6.59244	\$2,142.54
Concrete Sidewalk 4-Inch					
0612	603.8125	1,526.000	LF	\$5.00000	\$7,630.00
Concrete Barrier Temporary Precast Installed					
0615	603.8000	1,526.000	LF	\$13.00000	\$19,838.00
Concrete Barrier Temporary Precast Delivered					
0620	606.0200	762.000	CY	\$54.00000	\$41,148.00
Riprap Medium					
0630	606.0300	390.000	CY	\$57.00000	\$22,230.00
Riprap Heavy					
0640	608.0312	310.000	LF	\$57.00000	\$17,670.00
Storm Sewer Pipe Reinforced Concrete Class III 12-Inch					
0650	608.0315	12.000	LF	\$87.00000	\$1,044.00
Storm Sewer Pipe Reinforced Concrete Class III 15-Inch					
0660	608.0412	4.000	LF	\$68.85000	\$275.40
Storm Sewer Pipe Reinforced Concrete Class IV 12-Inch					
0670	608.0430	150.000	LF	\$110.00000	\$16,500.00
Storm Sewer Pipe Reinforced Concrete Class IV 30-Inch					
0680	608.2429	40.000	LF	\$158.00000	\$6,320.00
Storm Sewer Pipe Reinforced Concrete Horizontal Elliptical Class HE-IV 29x45-Inch					
0690	611.0530	4.000	EACH	\$470.00000	\$1,880.00
Manhole Covers Type J					
0700	611.0612	1.000	EACH	\$570.00000	\$570.00
Inlet Covers Type C					
0710	611.0624	1.000	EACH	\$530.00000	\$530.00
Inlet Covers Type H					
0720	611.0642	42.000	EACH	\$350.00000	\$14,700.00
Inlet Covers Type MS					
0730	611.2004	1.000	EACH	\$1,850.00000	\$1,850.00
Manholes 4-FT Diameter					
0740	611.2005	2.000	EACH	\$3,600.00000	\$7,200.00
Manholes 5-FT Diameter					
0750	611.2006	1.000	EACH	\$2,800.00000	\$2,800.00
Manholes 6-FT Diameter					
0760	611.2044	1.000	EACH	\$4,225.00000	\$4,225.00
Manholes 4x4-FT					

<u>Line #</u>	<u>Item Number</u>	<u>Quantity</u>	<u>Units</u>	<u>Unit Price</u>	<u>Extension</u>
<u>Description</u>					
<u>Supplemental Description</u>					
0770	611.3230	1.000	EACH	\$1,050.00000	\$1,050.00
Inlets 2x3-FT					
0780	611.3901	20.000	EACH	\$1,525.00000	\$30,500.00
Inlets Median 1 Grate					
0790	611.3902	7.000	EACH	\$1,865.00000	\$13,055.00
Inlets Median 2 Grate					
0800	611.3904	2.000	EACH	\$3,000.00000	\$6,000.00
Inlets Median 4 Grate					
0810	611.9800.S	12.000	EACH	\$570.00000	\$6,840.00
Pipe Grates					
0820	616.0100	31,400.000	LF	\$4.50000	\$141,300.00
Fence Woven Wire (height) 4. 4-FT					
0830	616.0120.S	9,837.000	LF	\$8.75000	\$86,073.75
Fencing Small Animal					
0850	616.0700.S	400.000	LF	\$3.00000	\$1,200.00
Fence Safety					
0860	618.0100	1.000	EACH	\$10,000.00000	\$10,000.00
Maintenance And Repair of Haul Roads (project) 6. 1146-75-71					
0870	619.1000	1.000	EACH	\$1,460,000.00000	\$1,460,000.00
Mobilization					
0880	624.0100	2,904.000	MGAL	\$15.00000	\$43,560.00
Water					
0890	625.0500	340,567.000	SY	\$0.65000	\$221,368.55
Salvaged Topsoil					
0900	627.0200	211,960.000	SY	\$0.10000	\$21,196.00
Mulching					
0910	628.1104	10.000	EACH	\$12.00000	\$120.00
Erosion Bales					
0920	628.1504	18,521.000	LF	\$1.80000	\$33,337.80
Silt Fence					
0925	628.1520	18,521.000	LF	\$2.00000	\$37,042.00
Silt Fence Maintenance					
0930	628.1905	20.000	EACH	\$200.00000	\$4,000.00
Mobilizations Erosion Control					
0940	628.1910	15.000	EACH	\$240.00000	\$3,600.00
Mobilizations Emergency Erosion Control					
0950	628.2004	215,405.000	SY	\$1.50000	\$323,107.50
Erosion Mat Class I Type B					
0970	628.2027	2,687.000	SY	\$4.50000	\$12,091.50
Erosion Mat Class II Type C					
0980	628.6005	464.000	SY	\$35.00000	\$16,240.00
Turbidity Barriers					
0990	628.7005	27.000	EACH	\$110.00000	\$2,970.00

Line #	Item Number	Quantity	Units	Unit Price	Extension
Description					
Supplemental Description					
Inlet Protection Type A					
1000	628.7015	1.000	EACH	\$50.00000	\$50.00
Inlet Protection Type C					
1010	628.7504	1,260.000	LF	\$7.10000	\$8,946.00
Temporary Ditch Checks					
1020	628.7555	55.000	EACH	\$14.50000	\$797.50
Culvert Pipe Checks					
1030	628.7560	3.000	EACH	\$1,450.00000	\$4,350.00
Tracking Pads					
1040	628.7515.S	100.000	CY	\$50.00000	\$5,000.00
Stone or Rock Ditch Checks					
1050	628.7570	100.000	EACH	\$13.75000	\$1,375.00
Rock Bags					
1060	629.0210	268.000	CWT	\$50.00000	\$13,400.00
Fertilizer Type B					
1070	630.0110	3,720.000	LB	\$4.75000	\$17,670.00
Seeding Mixture No. 10					
1080	630.0120	10,972.000	LB	\$4.05000	\$44,436.60
Seeding Mixture No. 20					
1090	630.0140	16.000	LB	\$11.00000	\$176.00
Seeding Mixture No. 40					
1100	630.0200	7,853.000	LB	\$4.00000	\$31,412.00
Seeding Temporary					
1106	630.0500	9,618.000	MGAL	\$4.00000	\$38,472.00
Seed Water					
1112	632.0101	28.000	EACH	\$429.00000	\$12,012.00
Trees (species) (size) (root)					
29. Arborvitae, American, American 'Techny', B&B, 5-FT Ht.					
1113	632.0101	9.000	EACH	\$300.00000	\$2,700.00
Trees (species) (size) (root)					
28. Paper Birch River 'Fox Valley' (Shrub Form Tree), B&B, 4-Ft Ht					
1116	632.0201	50.000	EACH	\$300.00000	\$15,000.00
Shrubs (species) (size) (root)					
30. Redosier Dogwood, golden Glory Corneliancherry, B&B 4-FT HT					
1118	632.9101	50.000	EACH	\$570.00000	\$28,500.00
Landscape Planting Surveillance and Care Cycles					
1120	633.5200	73.000	EACH	\$44.00000	\$3,212.00
Markers Culvert End					
1122	634.0614	8.000	EACH	\$60.50000	\$484.00
Posts Wood 4x6-Inch X 14-FT					
1123	634.0616	3.000	EACH	\$64.50000	\$193.50
Posts Wood 4x6-Inch X 16-FT					
1124	637.2210	51.180	SF	\$23.00000	\$1,177.14
Signs Type II Reflective H					
1125	637.2220	6.750	SF	\$29.00000	\$195.75
Signs Type II Reflective SH					

<u>Line #</u>	<u>Item Number</u>	<u>Quantity</u>	<u>Units</u>	<u>Unit Price</u>	<u>Extension</u>
<u>Description</u>					
<u>Supplemental Description</u>					
1126	638.2602	7.000	EACH	\$25.00000	\$175.00
Removing Signs Type II					
1127	638.3000	7.000	EACH	\$25.00000	\$175.00
Removing Small Sign Supports					
1128	640.1305.S	1,189.000	CY	\$50.00000	\$59,450.00
Clay Cover					
1129	642.5401	1.000	EACH	\$25,000.00000	\$25,000.00
Field Office Type D					
1152	643.0410	35.000	DAY	\$0.41878	\$14.66
Traffic Control Barricades Type II					
1153	643.0420	3,753.000	DAY	\$1.00000	\$3,753.00
Traffic Control Barricades Type III					
1154	643.0705	1,850.000	DAY	\$0.30000	\$555.00
Traffic Control Warning Lights Type A					
1155	643.0900	5,730.000	DAY	\$0.60000	\$3,438.00
Traffic Control Signs					
1165	643.1050	42.000	DAY	\$80.00000	\$3,360.00
Traffic Control Signs PCMS					
1166	643.5000	1.000	EACH	\$20,000.00000	\$20,000.00
Traffic Control 6. 1146-75-71					
1168	644.1601	4.000	DAY	\$650.00000	\$2,600.00
Temporary Curb Ramp					
1172	644.1810	876.000	LF	\$8.10000	\$7,095.60
Temporary Pedestrian Barricade					
1180	645.0120	2,840.000	SY	\$3.20000	\$9,088.00
Geotextile Fabric Type HR					
1190	646.1020	6,676.000	LF	\$1.00000	\$6,676.00
Marking Line Epoxy 4-Inch					
1200	646.3020	200.000	LF	\$1.30000	\$260.00
Marking Line Epoxy 8-Inch					
1205	649.0105	120.000	LF	\$1.50000	\$180.00
Temporary Marking Line Paint 4-Inch					
1210	650.4500	37,454.000	LF	\$0.05000	\$1,872.70
Construction Staking Subgrade					
1220	650.5000	40,145.000	LF	\$0.30000	\$12,043.50
Construction Staking Base					
1225	650.5500	621.000	LF	\$0.75000	\$465.75
Construction Staking Curb Gutter and Curb & Gutter					
1227	650.6000	49.000	EACH	\$80.00000	\$3,920.00
Construction Staking Pipe Culverts					
1230	650.6500	1.000	LS	\$750.00000	\$750.00
Construction Staking Structure Layout (structure)					

<u>Line #</u>	<u>Item Number</u>	<u>Quantity</u>	<u>Units</u>	<u>Unit Price</u>	<u>Extension</u>
Description					
<u>Supplemental Description</u>					
	08. B-44-290				
1240	650.6500 Construction Staking Structure Layout (structure)	1.000	LS	\$750.00000	\$750.00
	09. B-44-289				
1250	650.6500 Construction Staking Structure Layout (structure)	1.000	LS	\$750.00000	\$750.00
	10. B-44-291				
1260	650.6500 Construction Staking Structure Layout (structure)	1.000	LS	\$750.00000	\$750.00
	11. B-44-292				
1270	650.6500 Construction Staking Structure Layout (structure)	1.000	LS	\$750.00000	\$750.00
	12. B-44-294				
1280	650.6500 Construction Staking Structure Layout (structure)	1.000	LS	\$750.00000	\$750.00
	13. B-44-293				
1290	650.6500 Construction Staking Structure Layout (structure)	1.000	LS	\$750.00000	\$750.00
	14. B-44-296				
1300	650.6500 Construction Staking Structure Layout (structure)	1.000	LS	\$750.00000	\$750.00
	17. R-44-19				
1310	650.6500 Construction Staking Structure Layout (structure)	1.000	LS	\$750.00000	\$750.00
	18. B-44-295				
1320	650.6500 Construction Staking Structure Layout (structure)	1.000	LS	\$750.00000	\$750.00
	19. R-44-17				
1330	650.6500 Construction Staking Structure Layout (structure)	1.000	LS	\$750.00000	\$750.00
	20. R-44-18				
1340	650.6500 Construction Staking Structure Layout (structure)	1.000	LS	\$750.00000	\$750.00
	21. R-44-20				
1350	650.6500 Construction Staking Structure Layout (structure)	1.000	LS	\$750.00000	\$750.00
	22. R-44-21				
1360	650.9910 Construction Staking Supplemental Control (project)	1.000	LS	\$800.00000	\$800.00
	23. 1146-75-71				
1370	650.9920 Construction Staking Slope Stakes	40,145.000	LF	\$0.45000	\$18,065.25
1372	690.0150 Sawing Asphalt	1,157.000	LF	\$2.00000	\$2,314.00
1375	690.0250 Sawing Concrete	106.000	LF	\$2.50000	\$265.00
1378	740.0440 Incentive IRI Ride	1,240.000	DOL	\$1.00000	\$1,240.00
1382	SPV.0035 Special	12.900	CY	\$656.00000	\$8,462.40
	26. Concrete Masonry Eco-Passage				
1385	SPV.0035 Special	1,234,486.000	CY	\$4.25000	\$5,246,565.50
	28. Roadway Embankment				
1386	SPV.0060 Special	8.000	EACH	\$2,500.00000	\$20,000.00
	36. Temporary Slope Drain				
1387	SPV.0060 Special	2.000	EACH	\$1,500.00000	\$3,000.00
	37. Wood Gates Double Leaf 24-Foot				
1388	SPV.0075	16.000	HRS	\$62.50000	\$1,000.00

<u>Line #</u>	<u>Item Number</u>	<u>Quantity</u>	<u>Units</u>	<u>Unit Price</u>	<u>Extension</u>
	Description				
	Supplemental Description				
	Special				
	31. Street Sweeping				
1389	SPV.0090	6,294.000	LF	\$10.00000	\$62,940.00
	Special				
	5. Fence Chain Link 5 - FT Special				
1392	SPV.0105	1.000	LS	\$300.00000	\$300.00
	Special				
	35. Reconnect Pipe Underdrain Parcel 165				
1400	SPV.0165	144.000	SF	\$177.00000	\$25,488.00
	Special				
	24. Steel Grating				
1405	SPV.0180	2,687.000	SY	\$2.00000	\$5,374.00
	Special				
	32. Salvaged Topsoil Above Riprap				
1410	SPV.0195	151.000	TON	\$26.00000	\$3,926.00
	Special				
	27. 2" Clear Stone				
1420	SPV.0195	16,230.000	TON	\$8.25000	\$133,897.50
	Special				
	25. Shot Rock				
3171	SPV.0195	16,890.000	TON	\$40.00000	\$675,600.00
	Special				
	30. Excavation, Hauling, and Disposal of Contaminated Material				
3172	ASP.1T0G	5,760.000	HRS	\$5.00000	\$28,800.00
	On-the-Job Training Graduate at \$5.00/HR				
3174	ASP.1T0A	2,100.000	HRS	\$5.00000	\$10,500.00
	On-the-Job Training Apprentice at \$5.00/HR				

you must use the same unit price for common items
in multiple categories - check all categories

Total for Group 0010:\$18,059,277.04

Group 0020: B-44-289

1422	206.1000	1.000	LS	\$10,000.00000	\$10,000.00
	Excavation for Structures Bridges (structure)				
	01. B-44-289				
1425	206.5000	1.000	LS	\$5,000.00000	\$5,000.00
	Cofferdams (structure)				
	03. B-44-289				
1440	210.1500	845.000	TON	\$20.90000	\$17,660.50
	Backfill Structure Type A				
1450	305.0120	260.000	TON	\$9.00000	\$2,340.00
	Base Aggregate Dense 1 1/4-Inch				
1460	502.0100	1,593.000	CY	\$495.00000	\$788,535.00
	Concrete Masonry Bridges				
1470	502.3100	1.000	LS	\$35,000.00000	\$35,000.00
	Expansion Device (structure)				
	02. B-44-289				
1480	502.3200	1,490.000	SY	\$2.50000	\$3,725.00
	Protective Surface Treatment				
1490	502.3210	340.000	SY	\$5.90000	\$2,006.00
	Pigmented Surface Sealer				
1500	503.0146	1,347.000	LF	\$179.00000	\$241,113.00
	Prestressed Girder Type I 45W-Inch				
1510	505.0400	77,815.000	LB	\$0.80000	\$62,252.00
	Bar Steel Reinforcement HS Structures				

<u>Line #</u>	<u>Item Number</u>	<u>Quantity</u>	<u>Units</u>	<u>Unit Price</u>	<u>Extension</u>
<u>Description</u>					
<u>Supplemental Description</u>					
1520	505.0600	145,020.000	LB	\$1.00000	\$145,020.00
Bar Steel Reinforcement HS Coated Structures					
1530	505.0800.S	2,370.000	LB	\$2.90000	\$6,873.00
Bar Steel Reinforcement HS Stainless Structures					
1540	506.2605	20.000	EACH	\$90.00000	\$1,800.00
Bearing Pads Elastomeric Non-Laminated					
1550	506.2610	10.000	EACH	\$850.00000	\$8,500.00
Bearing Pads Elastomeric Laminated					
1560	506.4000	24.000	EACH	\$910.00000	\$21,840.00
Steel Diaphragms (structure) 03. B-44-289					
1570	516.0500	58.000	SY	\$27.00000	\$1,566.00
Rubberized Membrane Waterproofing					
1580	550.0020	600.000	LF	\$105.00000	\$63,000.00
Pre-Boring Rock or Consolidated Material					
1590	550.1120	2,620.000	LF	\$37.00000	\$96,940.00
Piling Steel HP 12-Inch X 53 Lb					
1600	604.0400	32.000	SY	\$80.00000	\$2,560.00
Slope Paving Concrete					
1610	604.0500	580.000	SY	\$30.00000	\$17,400.00
Slope Paving Crushed Aggregate					
1620	612.0406	190.000	LF	\$5.75000	\$1,092.50
Pipe Underdrain Wrapped 6-Inch					
1630	614.0150	3.000	EACH	\$180.00000	\$540.00
Anchor Assemblies for Steel Plate Beam Guard					
1635	645.0111	85.000	SY	\$3.30000	\$280.50
Geotextile Type DF Schedule A					
1640	SPV.0165	1,760.000	SF	\$35.00000	\$61,600.00
Special 04. Temporary Shoring Railroad					

Total for Group 0020:\$1,596,643.50

Group 0030: B-44-290

1650	206.1000	1.000	LS	\$10,000.00000	\$10,000.00
Excavation for Structures Bridges (structure) 01. B-44-290					
1655	206.5000	1.000	LS	\$5,000.00000	\$5,000.00
Cofferdams (structure) 02. B-44-290					
1660	210.1500	845.000	TON	\$20.90000	\$17,660.50
Backfill Structure Type A					
1670	305.0120	260.000	TON	\$9.00000	\$2,340.00
Base Aggregate Dense 1 1/4-Inch					
1680	502.0100	1,597.000	CY	\$495.00000	\$790,515.00

Line #	Item Number	Quantity	Units	Unit Price	Extension
Description					
Supplemental Description					
Concrete Masonry Bridges					
1690	502.3100 Expansion Device (structure) 03. B-44-290	1.000	LS	\$35,000.00000	\$35,000.00
1700	502.3200 Protective Surface Treatment	1,490.000	SY	\$2.50000	\$3,725.00
1710	502.3210 Pigmented Surface Sealer	340.000	SY	\$5.90000	\$2,006.00
1720	503.0146 Prestressed Girder Type I 45W-Inch	1,347.000	LF	\$179.00000	\$241,113.00
1730	505.0400 Bar Steel Reinforcement HS Structures	78,560.000	LB	\$0.80000	\$62,848.00
1740	505.0600 Bar Steel Reinforcement HS Coated Structures	145,020.000	LB	\$1.00000	\$145,020.00
1750	505.0800.S Bar Steel Reinforcement HS Stainless Structures	2,370.000	LB	\$2.90000	\$6,873.00
1760	506.2605 Bearing Pads Elastomeric Non-Laminated	20.000	EACH	\$90.00000	\$1,800.00
1770	506.2610 Bearing Pads Elastomeric Laminated	10.000	EACH	\$850.00000	\$8,500.00
1780	506.4000 Steel Diaphragms (structure) 04. B-44-290	24.000	EACH	\$910.00000	\$21,840.00
1790	516.0500 Rubberized Membrane Waterproofing	58.000	SY	\$27.00000	\$1,566.00
1800	550.0020 Pre-Boring Rock or Consolidated Material	600.000	LF	\$105.00000	\$63,000.00
1810	550.1120 Piling Steel HP 12-Inch X 53 Lb	2,780.000	LF	\$37.00000	\$102,860.00
1820	604.0400 Slope Paving Concrete	32.000	SY	\$80.00000	\$2,560.00
1830	604.0500 Slope Paving Crushed Aggregate	580.000	SY	\$30.00000	\$17,400.00
1840	612.0406 Pipe Underdrain Wrapped 6-Inch	190.000	LF	\$5.75000	\$1,092.50
1850	614.0150 Anchor Assemblies for Steel Plate Beam Guard	3.000	EACH	\$180.00000	\$540.00
1855	645.0111 Geotextile Type DF Schedule A	85.000	SY	\$3.30000	\$280.50
1860	SPV.0165 Special 04. Temporary Shoring Railroad	1,760.000	SF	\$35.00000	\$61,600.00

<u>Line #</u>	<u>Item Number</u>	<u>Quantity</u>	<u>Units</u>	<u>Unit Price</u>	<u>Extension</u>
<u>Description</u>					
<u>Supplemental Description</u>					

Total for Group 0030:\$1,605,139.50

Group 0040: B-44-291

2230	206.1000	1.000	LS	\$8,000.00000	\$8,000.00
Excavation for Structures Bridges (structure)					
01. B-44-291					
2240	210.1500	352.000	TON	\$20.90000	\$7,356.80
Backfill Structure Type A					
2250	305.0120	268.000	TON	\$9.00000	\$2,412.00
Base Aggregate Dense 1 1/4-Inch					
2260	502.0100	443.000	CY	\$495.00000	\$219,285.00
Concrete Masonry Bridges					
				use \$500.00/CY based on revised BidX search	
2270	502.3200	595.000	SY	\$2.50000	\$1,487.50
Protective Surface Treatment					
2280	502.3210	133.000	SY	\$5.90000	\$784.70
Pigmented Surface Sealer					
2290	503.0137	637.000	LF	\$150.00000	\$95,550.00
Prestressed Girder Type I 36W-Inch					
				use \$160.00/LF based on revised BidX search	
2300	505.0400	8,000.000	LB	\$0.80000	\$6,400.00
Bar Steel Reinforcement HS Structures					
				use \$0.90/LB based on revised BidX search	
2310	505.0600	52,460.000	LB	\$1.00000	\$52,460.00
Bar Steel Reinforcement HS Coated Structures					
				okay	
2320	505.0800.S	1,480.000	LB	\$2.90000	\$4,292.00
Bar Steel Reinforcement HS Stainless Structures					
2330	506.2605	14.000	EACH	\$90.00000	\$1,260.00
Bearing Pads Elastomeric Non-Laminated					
2340	506.4000	12.000	EACH	\$910.00000	\$10,920.00
Steel Diaphragms (structure)					
02. B-44-291					
2350	516.0500	30.000	SY	\$27.00000	\$810.00
Rubberized Membrane Waterproofing					
2360	550.0500	20.000	EACH	\$105.00000	\$2,100.00
Pile Points					
2370	550.1120	650.000	LF	\$37.00000	\$24,050.00
Piling Steel HP 12-Inch X 53 Lb					
				okay	
2380	604.0400	34.000	SY	\$80.00000	\$2,720.00
Slope Paving Concrete					
2390	612.0406	210.000	LF	\$6.65000	\$1,396.50
Pipe Underdrain Wrapped 6-Inch					
2400	614.0150	3.000	EACH	\$180.00000	\$540.00
Anchor Assemblies for Steel Plate Beam Guard					

<u>Line #</u>	<u>Item Number</u>	<u>Quantity</u>	<u>Units</u>	<u>Unit Price</u>	<u>Extension</u>
<u>Description</u>					
<u>Supplemental Description</u>					

Total for Group 0040:\$441,824.50

Group 0050: B-44-292

1870	206.1000	1.000	LS	\$8,000.00000	\$8,000.00
Excavation for Structures Bridges (structure) 01. B-44-292					
1880	210.1500	375.000	TON	\$20.90000	\$7,837.50
Backfill Structure Type A					
1890	305.0120	259.000	TON	\$9.00000	\$2,331.00
Base Aggregate Dense 1 1/4-Inch					
1900	502.0100	436.000	CY	\$495.00000	\$215,820.00
Concrete Masonry Bridges					
				use \$500.00/CY based on revised BidX search	
1910	502.3200	612.000	SY	\$2.50000	\$1,530.00
Protective Surface Treatment					
1920	502.3210	131.000	SY	\$5.90000	\$772.90
Pigmented Surface Sealer					
1930	503.0137	636.000	LF	\$150.00000	\$95,400.00
Prestressed Girder Type I 36W-Inch					
				use \$160.00/LF based on revised BidX search	
1940	505.0400	7,950.000	LB	\$0.80000	\$6,360.00
Bar Steel Reinforcement HS Structures					
				use \$0.90/LB based on revised BidX search	
1950	505.0600	52,210.000	LB	\$1.00000	\$52,210.00
Bar Steel Reinforcement HS Coated Structures					
				okay	
1960	505.0800.S	1,445.000	LB	\$2.90000	\$4,190.50
Bar Steel Reinforcement HS Stainless Structures					
1970	506.2605	14.000	EACH	\$90.00000	\$1,260.00
Bearing Pads Elastomeric Non-Laminated					
1980	506.4000	12.000	EACH	\$910.00000	\$10,920.00
Steel Diaphragms (structure) 02. B-44-292					
1990	516.0500	30.000	SY	\$27.00000	\$810.00
Rubberized Membrane Waterproofing					
2000	550.0500	20.000	EACH	\$105.00000	\$2,100.00
Pile Points					
2010	550.1120	650.000	LF	\$37.00000	\$24,050.00
Piling Steel HP 12-Inch X 53 Lb					
				okay	
2020	604.0400	34.000	SY	\$80.00000	\$2,720.00
Slope Paving Concrete					
2030	612.0406	180.000	LF	\$6.65000	\$1,197.00
Pipe Underdrain Wrapped 6-Inch					
2040	614.0150	3.000	EACH	\$180.00000	\$540.00
Anchor Assemblies for Steel Plate Beam Guard					

<u>Line #</u>	<u>Item Number</u>	<u>Quantity</u>	<u>Units</u>	<u>Unit Price</u>	<u>Extension</u>
<u>Description</u>					
<u>Supplemental Description</u>					

Total for Group 0050:\$438,048.90

Group 0060: B-44-293

2410	206.1000	1.000	LS	\$8,000.00000	\$8,000.00
Excavation for Structures Bridges (structure)					
01. B-44-293					
2420	210.1500	258.000	TON	\$20.90000	\$5,392.20
Backfill Structure Type A					
2430	305.0120	266.000	TON	\$9.00000	\$2,394.00
Base Aggregate Dense 1 1/4-Inch					
2440	502.0100	399.000	CY	\$495.00000	\$197,505.00
Concrete Masonry Bridges					
				use \$500.00/CY based on revised BidX search	
2450	502.3200	613.000	SY	\$2.50000	\$1,532.50
Protective Surface Treatment					
2460	502.3210	132.000	SY	\$5.90000	\$778.80
Pigmented Surface Sealer					
2470	503.0137	637.000	LF	\$150.00000	\$95,550.00
Prestressed Girder Type I 36W-Inch					
				use \$160.00/LF based on revised BidX search	
2480	505.0400	5,250.000	LB	\$0.80000	\$4,200.00
Bar Steel Reinforcement HS Structures					
				use \$0.90/LB based on revised BidX search	
2490	505.0600	50,055.000	LB	\$1.00000	\$50,055.00
Bar Steel Reinforcement HS Coated Structures					
				okay	
2500	505.0800.S	1,470.000	LB	\$2.90000	\$4,263.00
Bar Steel Reinforcement HS Stainless Structures					
2510	506.2605	14.000	EACH	\$90.00000	\$1,260.00
Bearing Pads Elastomeric Non-Laminated					
2520	506.4000	12.000	EACH	\$910.00000	\$10,920.00
Steel Diaphragms (structure)					
02. B-44-293					
2530	516.0500	28.000	SY	\$27.00000	\$756.00
Rubberized Membrane Waterproofing					
2540	550.0500	20.000	EACH	\$105.00000	\$2,100.00
Pile Points					
2550	550.1120	550.000	LF	\$37.00000	\$20,350.00
Piling Steel HP 12-Inch X 53 Lb					
				okay	
2560	604.0400	30.000	SY	\$80.00000	\$2,400.00
Slope Paving Concrete					
2570	612.0406	238.000	LF	\$6.65000	\$1,582.70
Pipe Underdrain Wrapped 6-Inch					
2580	614.0150	4.000	EACH	\$180.00000	\$720.00
Anchor Assemblies for Steel Plate Beam Guard					

<u>Line #</u>	<u>Item Number</u>	<u>Quantity</u>	<u>Units</u>	<u>Unit Price</u>	<u>Extension</u>
<u>Description</u>					
<u>Supplemental Description</u>					

Total for Group 0060:\$409,759.20

Group 0070: B-44-294

2590	206.1000	1.000	LS	\$8,000.00000	\$8,000.00
Excavation for Structures Bridges (structure)					
01. B-44-294					
2600	210.1500	258.000	TON	\$20.90000	\$5,392.20
Backfill Structure Type A					
2610	305.0120	266.000	TON	\$9.00000	\$2,394.00
Base Aggregate Dense 1 1/4-Inch					
2620	502.0100	389.000	CY	\$495.00000	\$192,555.00
Concrete Masonry Bridges					
				use \$500.00/CY based on revised BidX search	
2630	502.3200	613.000	SY	\$2.50000	\$1,532.50
Protective Surface Treatment					
2640	502.3210	132.000	SY	\$5.90000	\$778.80
Pigmented Surface Sealer					
2650	503.0137	637.000	LF	\$150.00000	\$95,550.00
Prestressed Girder Type I 36W-Inch					
				use \$160.00/LF based on revised BidX search	
2660	505.0400	5,170.000	LB	\$0.80000	\$4,136.00
Bar Steel Reinforcement HS Structures					
				use \$0.90/LB based on revised BidX search	
2670	505.0600	50,065.000	LB	\$1.00000	\$50,065.00
Bar Steel Reinforcement HS Coated Structures					
				okay	
2680	505.0800.S	1,470.000	LB	\$2.90000	\$4,263.00
Bar Steel Reinforcement HS Stainless Structures					
2690	506.2605	14.000	EACH	\$90.00000	\$1,260.00
Bearing Pads Elastomeric Non-Laminated					
2700	506.4000	12.000	EACH	\$910.00000	\$10,920.00
Steel Diaphragms (structure)					
02. B-44-294					
2710	516.0500	28.000	SY	\$27.00000	\$756.00
Rubberized Membrane Waterproofing					
2720	550.0500	20.000	EACH	\$105.00000	\$2,100.00
Pile Points					
2730	550.1120	500.000	LF	\$37.00000	\$18,500.00
Piling Steel HP 12-Inch X 53 Lb					
				okay	
2740	604.0400	30.000	SY	\$80.00000	\$2,400.00
Slope Paving Concrete					
2750	612.0406	256.000	LF	\$6.65000	\$1,702.40
Pipe Underdrain Wrapped 6-Inch					
2760	614.0150	4.000	EACH	\$180.00000	\$720.00
Anchor Assemblies for Steel Plate Beam Guard					

<u>Line #</u>	<u>Item Number</u>	<u>Quantity</u>	<u>Units</u>	<u>Unit Price</u>	<u>Extension</u>
<u>Description</u>					
<u>Supplemental Description</u>					

Total for Group 0070:\$403,024.90

Group 0080: B-44-295

2770	203.0600.S Removing Old Structure Over Waterway With Minimal Debris (st ation) 01. 339+40	1.000	LS	\$10,000.00000	\$10,000.00
2780	206.1000 Excavation for Structures Bridges (structure) 02. B-44-295	1.000	LS	\$6,250.00000	\$6,250.00
2790	210.1500 Backfill Structure Type A	178.000	TON	\$20.90000	\$3,720.20
2800	305.0120 Base Aggregate Dense 1 1/4-Inch	262.000	TON	\$9.00000	\$2,358.00
2810	502.0100 Concrete Masonry Bridges	715.000	CY	\$510.00000	\$364,650.00
2820	502.3200 Protective Surface Treatment	835.000	SY	\$2.50000	\$2,087.50
2830	502.3210 Pigmented Surface Sealer	151.000	SY	\$7.50000	\$1,132.50
2840	505.0400 Bar Steel Reinforcement HS Structures	10,065.000	LB	\$0.80000	\$8,052.00
2850	505.0600 Bar Steel Reinforcement HS Coated Structures	116,520.000	LB	\$1.05000	\$122,346.00
2860	505.0800.S Bar Steel Reinforcement HS Stainless Structures	390.000	LB	\$3.15000	\$1,228.50
2870	516.0500 Rubberized Membrane Waterproofing	26.000	SY	\$24.50000	\$637.00
2880	550.2126 Piling CIP Concrete 12 3/4 X 0.375-Inch	5,220.000	LF	\$34.00000	\$177,480.00
2890	606.0300 Riprap Heavy	372.000	CY	\$57.00000	\$21,204.00
2900	612.0406 Pipe Underdrain Wrapped 6-Inch	210.000	LF	\$6.65000	\$1,396.50
2910	614.0150 Anchor Assemblies for Steel Plate Beam Guard	4.000	EACH	\$180.00000	\$720.00
2920	645.0120 Geotextile Type HR	670.000	SY	\$2.90000	\$1,943.00

Total for Group 0080:\$725,205.20

Group 0090: B-44-296

2930	206.1000 Excavation for Structures Bridges (structure)	1.000	LS	\$6,250.00000	\$6,250.00
------	---	-------	----	---------------	------------

6:41:25AM

Thursday, November 07, 2019

Page 17 of 19

Line #	Item Number	Quantity	Units	Unit Price	Extension
Description					
Supplemental Description					
01. B-44-296					
2940	210.1500	150.000	TON	\$16.00000	\$2,400.00
Backfill Structure Type A		\$20.90/TON in previous categories			
2950	305.0120	262.000	TON	\$9.00000	\$2,358.00
Base Aggregate Dense 1 1/4-Inch		use \$9.25/TON			
2960	502.0100	715.000	CY	\$510.00000	\$364,650.00
Concrete Masonry Bridges		use \$500.00/CY based on revised BidX search			
2970	502.3200	835.000	SY	\$2.50000	\$2,087.50
Protective Surface Treatment					
2980	502.3210	151.000	SY	\$7.50000	\$1,132.50
Pigmented Surface Sealer					
2990	505.0400	10,065.000	LB	\$0.80000	\$8,052.00
Bar Steel Reinforcement HS Structures		use \$0.90/LB based on revised BidX search			
3000	505.0600	116,520.000	LB	\$1.05000	\$122,346.00
Bar Steel Reinforcement HS Coated Structures		use \$1.00/LB based on revised BidX search			
3010	505.0800.S	390.000	LB	\$3.15000	\$1,228.50
Bar Steel Reinforcement HS Stainless Structures					
3020	516.0500	26.000	SY	\$24.50000	\$637.00
Rubberized Membrane Waterproofing					
3030	550.2126	5,220.000	LF	\$34.00000	\$177,480.00
Piling CIP Concrete 12 3/4 X 0.375-Inch		use \$47.00/LF based on revised BidX search			
3040	606.0300	372.000	CY	\$57.00000	\$21,204.00
Riprap Heavy					
3050	612.0406	210.000	LF	\$6.65000	\$1,396.50
Pipe Underdrain Wrapped 6-Inch					
3060	614.0150	4.000	EACH	\$180.00000	\$720.00
Anchor Assemblies for Steel Plate Beam Guard					
3070	645.0120	670.000	SY	\$2.90000	\$1,943.00
Geotextile Type HR					

Total for Group 0090:\$713,885.00

Group 0100: R-44-17

3075	206.3000	1.000	LS	\$2,000.00000	\$2,000.00
Excavation for Structures Retaining Walls (structure)					
01. R-44-17					
3080	612.0406	670.000	LF	\$5.75000	\$3,852.50
Pipe Underdrain Wrapped 6-Inch					
3090	SPV.0165	10,510.000	SF	\$60.00000	\$630,600.00

<u>Line #</u>	<u>Item Number</u>	<u>Quantity</u>	<u>Units</u>	<u>Unit Price</u>	<u>Extension</u>
<u>Description</u>					
<u>Supplemental Description</u>					

Special
01. Wall Concrete Panel Mechanically Stabilized Earth LRFD/ QMP

Total for Group 0100:\$636,452.50

Group 0110: R-44-18

3095	206.3000	1.000	LS	\$2.00000	\$2.00
------	----------	-------	----	-----------	--------

Excavation for Structures Retaining Walls (structure)
01. R-44-18

3100	612.0406	360.000	LF	\$5.75000	\$2,070.00
------	----------	---------	----	-----------	------------

Pipe Underdrain Wrapped 6-Inch

3110	SPV.0165	3,051.000	SF	\$60.00000	\$183,060.00
------	----------	-----------	----	------------	--------------

Special
01. Wall Concrete Panel Mechanically Stabilized Earth LRFD/ QMP

Total for Group 0110:\$185,132.00

Group 0120: R-44-19

3115	206.3000	1.000	LS	\$2,000.00000	\$2,000.00
------	----------	-------	----	---------------	------------

Excavation for Structures Retaining Walls (structure)
01. R-44-19

3120	612.0406	375.000	LF	\$5.75000	\$2,156.25
------	----------	---------	----	-----------	------------

Pipe Underdrain Wrapped 6-Inch

3130	SPV.0165	4,210.000	SF	\$60.00000	\$252,600.00
------	----------	-----------	----	------------	--------------

Special
01. Wall Concrete Panel Mechanically Stabilized Earth LRFD/ QMP

Total for Group 0120:\$256,756.25

Group 0130: R-44-20

3132	612.0406	290.000	LF	\$5.75000	\$1,667.50
------	----------	---------	----	-----------	------------

Pipe Underdrain Wrapped 6-Inch

3135	206.3000	1.000	LS	\$2,000.00000	\$2,000.00
------	----------	-------	----	---------------	------------

Excavation for Structures Retaining Walls (structure)
01. R-44-20

3140	612.0406	285.000	LF	\$5.75000	\$1,638.75
------	----------	---------	----	-----------	------------

Pipe Underdrain Wrapped 6-Inch

3150	SPV.0165	2,775.000	SF	\$60.00000	\$166,500.00
------	----------	-----------	----	------------	--------------

Special
01. Wall Concrete Panel Mechanically Stabilized Earth LRFD/ QMP

Total for Group 0130:\$171,806.25

Group 0140: R-44-21

3155	206.3000	1.000	LS	\$2,000.00000	\$2,000.00
------	----------	-------	----	---------------	------------

Excavation for Structures Retaining Walls (structure)
01. R-44-21

3170	SPV.0165	3,063.000	SF	\$60.00000	\$183,780.00
------	----------	-----------	----	------------	--------------

Special
01. Wall Concrete Panel Mechanically Stabilized Earth LRFD/ QMP

Total for Group 0140:\$185,780.00

Bid Tab Analysis Search

Item:	205.0400	From:	01/07/2017	Date Range:	To: 11/07/2019
	<input checked="" type="checkbox"/> Smart Item Search				
Description:	Any	From:	20000	Quantity Range:	To: 150000
Proposal Items:	Any				
County:	Any	From:	1	Price Range:	To: 16
Unit:	Any				
Low Bidders:	2				

Export (csv) | Export (xls)

Item #	Description			Average	High	Low	Unit	Bid Count
- 205.0400	Excavation Marsh			\$7.00	\$12.00	\$2.09	CY	4 Bids
	Letting Date	Proposal	County	Proposal Average	Proposal High	Proposal Low	Quantity	Proposal Bid Count
	07/10/2018	010 - 20180710010	Waukesha	\$10.54	\$12.00	\$9.08	59,668.00000 CY	2 Bids
	03/14/2017	002 - 20170314002	Dane	\$3.45	\$4.81	\$2.09	11,500.00000 CY	2 Bids
	Total Quantity:						111,168.00000 CY	



Bid Tab Analysis Search

Item:	Any	From:	08/06/2018	Date Range:	To: 11/06/2019
	<input checked="" type="checkbox"/> Smart Item Search				
Description:	Wood Gate	From:	Any	Quantity Range:	To: Any
Proposal Items:	Any				
County:	Any	From:	Any	Price Range:	To: Any
Unit:	Any				
Low Bidders:	Any				

Item	Description	Average	High	Low	Unit	Bid Count
+ SPV.0060	SPECIAL 06. WOOD GATE DOUBLE LEAF 16-FOOT	\$1,350.00	\$1,600.00	\$1,200.00	EACH	5 Bids
+ SPV.0060	SPECIAL 07. WOOD GATE DOUBLE LEAF 32-FOOT	\$1,830.00	\$3,200.00	\$1,450.00	EACH	5 Bids

Bid Tab Analysis Search

Item:	Any	From:	08/06/2018	Date Range:	To: 11/06/2019
	<input checked="" type="checkbox"/> Smart Item Search				
Description:	Temporary Slope Drain	From:	Any	Quantity Range:	To: Any
Proposal Items:	Any				
County:	Any	From:	Any	Price Range:	To: Any
Unit:	Any				
Low Bidders:	Any				

Export (csv) | Export (xls)

Item	Description	Average	High	Low	Unit	Bid Count		
- SPV.0060	Special 02. Temporary Slope Drain	\$2,625.00	\$2,750.00	\$2,500.00	EACH	2 Bids		
	Letting Date	Proposal	County	Proposal Average	Proposal High	Proposal Low	Quantity	Proposal Bid Count
	04/09/2019	017 - 20190409017	Sheboygan	\$2,625.00	\$2,750.00	\$2,500.00	1.00000 EACH	2 Bids
				Total Quantity:			1.00000 EACH	



Bid Tab Analysis Search

Item:	628.2004	From:	07/28/2018	To:	10/28/2019	
Description:	<input checked="" type="checkbox"/> Smart Item Search	Quantity Range:	From:	100000	To:	200000
Proposal Items:	Any	Price Range:	From:	Any	To:	Any
County:	Any					
Unit:	Any					
Low Bidders:	2					

Export (csv) Export (tab)									
Item #	Description		Average		High	Low	Unit	Bid Count	
- 628.2004	Erosion Mat Class 1 Type B		\$1.26		\$1.50	\$0.95	SY	13 Bids	
	Letting Date	Proposal	County	Proposal Average	Proposal High	Proposal Low	Quantity	Proposal Bid Count	
	07/09/2019	001 - 20190709001	Rock	\$1.50	\$1.50	\$1.50	174,469.00000 SY	2 Bids	
		002 - 20190709002	Dane	\$1.50	\$1.50	\$1.50	125,334.00000 SY	2 Bids	
	04/09/2019	017 - 20190409017	Sheboygan	\$0.97	\$0.97	\$0.97	100,740.00000 SY	2 Bids	
	03/12/2019	021 - 20190312021	Racine	\$0.95	\$0.95	\$0.95	191,500.00000 SY	2 Bids	
	12/11/2018	001 - 20181211001	Rock	\$1.50	\$1.50	\$1.50	137,000.00000 SY	1 Bid	
	11/13/2018	001 - 20181113001	Dane	\$1.50	\$1.50	\$1.50	117,065.00000 SY	2 Bids	
		018 - 20181113018	Racine	\$1.05	\$1.10	\$1.00	105,728.00000 SY	2 Bids	
Total Quantity:							951,836.00000 SY		

Bid Tab Analysis Search

Item:	205.0200	From:	07/28/2018	To:	10/28/2019	
Description:	<input checked="" type="checkbox"/> Smart Item Search	Quantity Range:	From:	12500	To:	37500
Proposal Items:	Any	Price Range:	From:	Any	To:	Any
County:	Any					
Unit:	Any					
Low Bidders:	2					

Export (csv) Export (table)								
Item #	Description			Average	High	Low	Unit	Bid Count
- 205.0200	Excavation Rock			\$8.11	\$9.35	\$6.89	CY	4 Bids
Letting Date	Proposal	County	Proposal Average	Proposal High	Proposal Low	Quantity	Proposal Bid Count	
03/12/2019	007 - 20190312007	Crawford	\$7.45	\$8.00	\$6.89	25,800.00000 CY	2 Bids	
12/11/2018	010 - 20181211010	Iowa	\$8.78	\$9.35	\$8.20	16,742.00000 CY	2 Bids	
Total Quantity:						42,542.00000 CY		

Bid Tab Analysis Search

Item:	625.0500	From:	07/28/2018	To:	10/28/2019	
Description:	<input checked="" type="checkbox"/> Smart Item Search	Quantity Range:	From:	170000	To:	510000
Proposal Items:	Any	Price Range:	From:	Any	To:	Any
County:	Any					
Unit:	Any					
Low Bidders:	2					

Export (csv) Export (tab)								
Item	Description		Average		High	Low	Unit	Bid Count
- 625.0500	Salvaged Topsoil		\$0.53		\$3.00	\$0.01	SY	7 Bids
Letting Date	Proposal	County	Proposal Average	Proposal High	Proposal Low	Quantity	Proposal Bid Count	
07/09/2019	001 - 20190709001	Rock	\$0.01	\$0.01	\$0.01	500,000.00000 SY	2 Bids	
12/11/2018	002 - 20190709002	Dane	\$0.01	\$0.01	\$0.01	346,435.00000 SY	2 Bids	
11/13/2018	001 - 20181211001	Rock	\$0.01	\$0.01	\$0.01	451,450.00000 SY	1 Bid	
11/13/2018	030 - 20181110300	St Croix	\$1.82	\$3.00	\$0.65	183,920.00000 SY	2 Bids	
Total Quantity:					1,481,805.00000 SY			

Bid Tab Analysis Search

Item:	312.0110	From:	07/28/2018	Date Range:	To: 10/28/2019
	<input checked="" type="checkbox"/> Smart Item Search				
Description:	Any	From:	45000	Quantity Range:	To: 135000
Proposal Items:	Any				
County:	Any	From:		Price Range:	To: Any
Unit:	Any				
Low Bidders:	2				

Item	Description	Average	High	Low	Unit	Bid Count
312.0110	Select Crushed Material	\$11.09	\$16.90	\$0.01	TON	6 Bids

Letting Date	Proposal	County	Proposal Average	Proposal High	Proposal Low	Quantity	Proposal Bid Count
08/13/2019	003 - 20190813003	Dane	\$12.00	\$12.00	\$12.00	57,027.00000 TON	2 Bids
11/13/2018	005 - 20181113005	Dane	\$8.46	\$16.90	\$0.01	109,257.00000 TON	2 Bids
	030 - 20181113030	St Croix	\$12.80	\$13.71	\$11.90	89,032.00000 TON	2 Bids
Total Quantity:						255,416.00000 TON	

[Contact Us](#)
[Training Center](#)
[Terms of Use](#)
[Product Updates](#)
 Copyright © 2019, Info Tech, Inc. All rights reserved.



Bid Tab Analysis Search

Item:	311.0110	From:	07/28/2018	Date Range:	To: 10/28/2019
	<input checked="" type="checkbox"/> Smart Item Search				
Description:	Any	From:	75000	Quantity Range:	To: 200000
Proposal Items:	Any				
County:	Any	From:		Price Range:	To: Any
Unit:	Any				
Low Bidders:	Any				

Item	Description	Average	High	Low	Unit	Bid Count
311.0110	Breaker Run	\$21.00	\$23.25	\$8.90	TON	10 Bids

Letting Date	Proposal	County	Proposal Average	Proposal High	Proposal Low	Quantity	Proposal Bid Count
07/09/2019	005 - 20190709005	Racine	\$22.31	\$23.25	\$21.39	96,246.00000 TON	4 Bids
03/12/2019	021 - 20190312021	Racine	\$22.54	\$23.23	\$21.48	86,131.00000 TON	3 Bids
11/13/2018	018 - 20181113018	Racine	\$17.71	\$22.12	\$8.90	101,167.00000 TON	3 Bids
Total Quantity:						283,544.00000 TON	

[Contact Us](#)
[Training Center](#)
[Terms of Use](#)
[Product Updates](#)
 Copyright © 2019, Info Tech, Inc. All rights reserved.



Bid Tab Analysis Search

Item:	<input type="text" value="Any"/>	From:	<input type="text" value="07/28/2018"/>	To:	<input type="text" value="10/28/2019"/>
Description:	<input type="text" value="roadway embankment"/>	From:	<input type="text" value="Any"/>	To:	<input type="text" value="Any"/>
Proposal Items:	<input type="text" value="Any"/>	From:	<input type="text" value="Any"/>	To:	<input type="text" value="Any"/>
County:	<input type="text" value="Any"/>	From:	<input type="text" value="Any"/>	To:	<input type="text" value="Any"/>
Unit:	<input type="text" value="Any"/>	From:	<input type="text" value="Any"/>	To:	<input type="text" value="Any"/>
Low Bidders:	<input type="text" value="Any"/>	From:	<input type="text" value="Any"/>	To:	<input type="text" value="Any"/>

Export (csv) | Export (tab)

Item	Description	Average	High	Low	Unit	Bid Count																																																																																							
- SPV.0035	Special 001, Roadway Embankment	\$4.98	\$20.00	\$0.01	CY	28 Bids																																																																																							
	<table><tr><th>Letting Date</th><th>Proposal</th><th>County</th><th>Proposal Average</th><th>Proposal High</th><th>Proposal Low</th><th>Quantity</th><th>Proposal Bid Count</th></tr><tr><td>07/09/2019</td><td>001 - 20190709001</td><td>Rock</td><td>\$14.08</td><td>\$16.27</td><td>\$10.26</td><td>1,657,953.00000 CY</td><td>5 Bids</td></tr><tr><td>07/09/2019</td><td>002 - 20190709002</td><td>Dane</td><td>\$2.01</td><td>\$10.00</td><td>\$0.01</td><td>97,895.00000 CY</td><td>5 Bids</td></tr><tr><td>07/09/2019</td><td>006 - 20190709006</td><td>Racine</td><td>\$0.69</td><td>\$2.74</td><td>\$0.01</td><td>32,670.00000 CY</td><td>4 Bids</td></tr><tr><td>03/12/2019</td><td>001 - 20190312001</td><td>Rock</td><td>\$20.00</td><td>\$20.00</td><td>\$20.00</td><td>538,435.00000 CY</td><td>2 Bids</td></tr><tr><td>02/12/2019</td><td>006 - 20190212006</td><td>Winnepago</td><td>\$0.01</td><td>\$0.01</td><td>\$0.01</td><td>1,632.00000 CY</td><td>2 Bids</td></tr><tr><td>01/15/2019</td><td>016 - 20190115016</td><td>Racine</td><td>\$1.79</td><td>\$3.65</td><td>\$0.01</td><td>134,931.00000 CY</td><td>4 Bids</td></tr><tr><td>12/11/2018</td><td>001 - 20181211001</td><td>Rock</td><td>\$9.00</td><td>\$9.00</td><td>\$9.00</td><td>977,232.00000 CY</td><td>1 Bid</td></tr><tr><td>11/13/2018</td><td>001 - 20181113001</td><td>Dane</td><td>\$0.01</td><td>\$0.01</td><td>\$0.01</td><td>290,089.00000 CY</td><td>3 Bids</td></tr><tr><td>11/13/2018</td><td>005 - 20181113005</td><td>Dane</td><td>\$0.01</td><td>\$0.01</td><td>\$0.01</td><td>126,783.00000 CY</td><td>2 Bids</td></tr><tr><td colspan="6">Total Quantity:</td><td>3,851,680.00000 CY</td></tr></table>	Letting Date	Proposal	County	Proposal Average	Proposal High	Proposal Low	Quantity	Proposal Bid Count	07/09/2019	001 - 20190709001	Rock	\$14.08	\$16.27	\$10.26	1,657,953.00000 CY	5 Bids	07/09/2019	002 - 20190709002	Dane	\$2.01	\$10.00	\$0.01	97,895.00000 CY	5 Bids	07/09/2019	006 - 20190709006	Racine	\$0.69	\$2.74	\$0.01	32,670.00000 CY	4 Bids	03/12/2019	001 - 20190312001	Rock	\$20.00	\$20.00	\$20.00	538,435.00000 CY	2 Bids	02/12/2019	006 - 20190212006	Winnepago	\$0.01	\$0.01	\$0.01	1,632.00000 CY	2 Bids	01/15/2019	016 - 20190115016	Racine	\$1.79	\$3.65	\$0.01	134,931.00000 CY	4 Bids	12/11/2018	001 - 20181211001	Rock	\$9.00	\$9.00	\$9.00	977,232.00000 CY	1 Bid	11/13/2018	001 - 20181113001	Dane	\$0.01	\$0.01	\$0.01	290,089.00000 CY	3 Bids	11/13/2018	005 - 20181113005	Dane	\$0.01	\$0.01	\$0.01	126,783.00000 CY	2 Bids	Total Quantity:						3,851,680.00000 CY					
Letting Date	Proposal	County	Proposal Average	Proposal High	Proposal Low	Quantity	Proposal Bid Count																																																																																						
07/09/2019	001 - 20190709001	Rock	\$14.08	\$16.27	\$10.26	1,657,953.00000 CY	5 Bids																																																																																						
07/09/2019	002 - 20190709002	Dane	\$2.01	\$10.00	\$0.01	97,895.00000 CY	5 Bids																																																																																						
07/09/2019	006 - 20190709006	Racine	\$0.69	\$2.74	\$0.01	32,670.00000 CY	4 Bids																																																																																						
03/12/2019	001 - 20190312001	Rock	\$20.00	\$20.00	\$20.00	538,435.00000 CY	2 Bids																																																																																						
02/12/2019	006 - 20190212006	Winnepago	\$0.01	\$0.01	\$0.01	1,632.00000 CY	2 Bids																																																																																						
01/15/2019	016 - 20190115016	Racine	\$1.79	\$3.65	\$0.01	134,931.00000 CY	4 Bids																																																																																						
12/11/2018	001 - 20181211001	Rock	\$9.00	\$9.00	\$9.00	977,232.00000 CY	1 Bid																																																																																						
11/13/2018	001 - 20181113001	Dane	\$0.01	\$0.01	\$0.01	290,089.00000 CY	3 Bids																																																																																						
11/13/2018	005 - 20181113005	Dane	\$0.01	\$0.01	\$0.01	126,783.00000 CY	2 Bids																																																																																						
Total Quantity:						3,851,680.00000 CY																																																																																							
- SPV.0035	Special 003, Roadway Embankment	\$3.22	\$8.95	\$0.01	CY	10 Bids																																																																																							
	<table><tr><th>Letting Date</th><th>Proposal</th><th>County</th><th>Proposal Average</th><th>Proposal High</th><th>Proposal Low</th><th>Quantity</th><th>Proposal Bid Count</th></tr><tr><td>07/09/2019</td><td>005 - 20190709005</td><td>Racine</td><td>\$1.90</td><td>\$4.56</td><td>\$0.01</td><td>104,000.00000 CY</td><td>4 Bids</td></tr><tr><td>03/12/2019</td><td>001 - 20190312001</td><td>Racine</td><td>\$2.24</td><td>\$4.63</td><td>\$0.01</td><td>246,090.00000 CY</td><td>3 Bids</td></tr><tr><td>11/13/2018</td><td>018 - 20181113018</td><td>Racine</td><td>\$5.97</td><td>\$8.95</td><td>\$0.01</td><td>224,517.00000 CY</td><td>3 Bids</td></tr><tr><td colspan="6">Total Quantity:</td><td>574,607.00000 CY</td></tr></table>	Letting Date	Proposal	County	Proposal Average	Proposal High	Proposal Low	Quantity	Proposal Bid Count	07/09/2019	005 - 20190709005	Racine	\$1.90	\$4.56	\$0.01	104,000.00000 CY	4 Bids	03/12/2019	001 - 20190312001	Racine	\$2.24	\$4.63	\$0.01	246,090.00000 CY	3 Bids	11/13/2018	018 - 20181113018	Racine	\$5.97	\$8.95	\$0.01	224,517.00000 CY	3 Bids	Total Quantity:						574,607.00000 CY																																																					
Letting Date	Proposal	County	Proposal Average	Proposal High	Proposal Low	Quantity	Proposal Bid Count																																																																																						
07/09/2019	005 - 20190709005	Racine	\$1.90	\$4.56	\$0.01	104,000.00000 CY	4 Bids																																																																																						
03/12/2019	001 - 20190312001	Racine	\$2.24	\$4.63	\$0.01	246,090.00000 CY	3 Bids																																																																																						
11/13/2018	018 - 20181113018	Racine	\$5.97	\$8.95	\$0.01	224,517.00000 CY	3 Bids																																																																																						
Total Quantity:						574,607.00000 CY																																																																																							
- SPV.0035	Special 01, Roadway Embankment	\$1.18	\$2.35	\$0.01	CY	2 Bids																																																																																							
	<table><tr><th>Letting Date</th><th>Proposal</th><th>County</th><th>Proposal Average</th><th>Proposal High</th><th>Proposal Low</th><th>Quantity</th><th>Proposal Bid Count</th></tr><tr><td>04/09/2019</td><td>017 - 20190409017</td><td>Sheboygan</td><td>\$1.18</td><td>\$2.35</td><td>\$0.01</td><td>782,654.00000 CY</td><td>2 Bids</td></tr><tr><td colspan="6">Total Quantity:</td><td>782,654.00000 CY</td></tr></table>	Letting Date	Proposal	County	Proposal Average	Proposal High	Proposal Low	Quantity	Proposal Bid Count	04/09/2019	017 - 20190409017	Sheboygan	\$1.18	\$2.35	\$0.01	782,654.00000 CY	2 Bids	Total Quantity:						782,654.00000 CY																																																																					
Letting Date	Proposal	County	Proposal Average	Proposal High	Proposal Low	Quantity	Proposal Bid Count																																																																																						
04/09/2019	017 - 20190409017	Sheboygan	\$1.18	\$2.35	\$0.01	782,654.00000 CY	2 Bids																																																																																						
Total Quantity:						782,654.00000 CY																																																																																							



Welcome mason.simmons@dot.wi.gov! [Logout](#) [MyBidX](#) [Messages](#) [Help](#)

[WIDOT](#) [Lettings](#) [Search](#) [Advantage](#) [Bid Tab Analysis](#) [Small Business Network](#)

Wisconsin Department of Transportation

Bid Tab Analysis Search

[Contact Bid Express](#)

Bid Tab Analysis Search

Item:	<input type="text" value="Any"/>	From:	<input type="text" value="01/30/2017"/>	To:	<input type="text" value="04/30/2019"/>
Description:	<input type="text" value="removing underdrain"/>	From:	<input type="text" value="Any"/>	To:	<input type="text" value="Any"/>
Proposal Items:	<input type="text" value="Any"/>	From:	<input type="text" value="Any"/>	To:	<input type="text" value="Any"/>
County:	<input type="text" value="Any"/>	From:	<input type="text" value="Any"/>	To:	<input type="text" value="Any"/>
Unit:	<input type="text" value="Any"/>	From:	<input type="text" value="Any"/>	To:	<input type="text" value="Any"/>
Low Bidders:	<input type="text" value="Any"/>	From:	<input type="text" value="Any"/>	To:	<input type="text" value="Any"/>

Export (csv) | Export (tab)

Item	Description					Average	High	Low	Unit	Bid Count																								
- 204.9090.S	Removing (item description) 001, Removing Underdrain					\$6.61	\$16.52	\$2.00	LF	4 Bids																								
<table><tr><th>Letting Date</th><th>Proposal</th><th>County</th><th>Proposal Average</th><th>Proposal High</th><th>Proposal Low</th><th>Quantity</th><th>Proposal Bid Count</th></tr><tr><td>12/12/2017</td><td>014 - 20171212014</td><td>Brown, Oconto</td><td>\$6.61</td><td>\$16.52</td><td>\$2.00</td><td>696.00000 LF</td><td>4 Bids</td></tr><tr><td colspan="6">Total Quantity:</td><td>696.00000 LF</td><td></td></tr></table>											Letting Date	Proposal	County	Proposal Average	Proposal High	Proposal Low	Quantity	Proposal Bid Count	12/12/2017	014 - 20171212014	Brown, Oconto	\$6.61	\$16.52	\$2.00	696.00000 LF	4 Bids	Total Quantity:						696.00000 LF	
Letting Date	Proposal	County	Proposal Average	Proposal High	Proposal Low	Quantity	Proposal Bid Count																											
12/12/2017	014 - 20171212014	Brown, Oconto	\$6.61	\$16.52	\$2.00	696.00000 LF	4 Bids																											
Total Quantity:						696.00000 LF																												

[Contacts](#) [Training Center](#) [Terms of Use](#) [Product Updates](#)
Copyright © 2019, Info Tech, Inc. All rights reserved.



Welcome mason.simmons@dot.wi.gov! [Logout](#) [MyBidX](#) [Messages](#) [Help](#)

[WIDOT](#) [Lettings](#) [Search](#) [Advantage](#) [Bid Tab Analysis](#) [Small Business Network](#)

Wisconsin Department of Transportation

Bid Tab Analysis Search

[Contact Bid Express](#)

Bid Tab Analysis Search

Item:	<input type="text" value="Any"/>	From:	<input type="text" value="01/23/2018"/>	To:	<input type="text" value="04/23/2019"/>
Description:	<input type="text" value="Water for seeded area"/>	From:	<input type="text" value="Any"/>	To:	<input type="text" value="Any"/>
Proposal Items:	<input type="text" value="Any"/>	From:	<input type="text" value="Any"/>	To:	<input type="text" value="Any"/>
County:	<input type="text" value="outagamie, Brown, Winnebago"/>	From:	<input type="text" value="Any"/>	To:	<input type="text" value="Any"/>
Unit:	<input type="text" value="Any"/>	From:	<input type="text" value="Any"/>	To:	<input type="text" value="Any"/>
Low Bidders:	<input type="text" value="Any"/>	From:	<input type="text" value="Any"/>	To:	<input type="text" value="Any"/>

Item	Description	Average	High	Low	Unit	Bid Count
+ SPV.0120	Special 100, Water for Seeded Areas	\$35.00	\$35.00	\$35.00	MGAL	2 Bids
+ SPV.0120	Special 01, Water for Seeded Areas	\$4.64	\$10.00	\$1.00	MGAL	19 Bids
+ SPV.0120	Special 150, Water for Seeded Areas	\$3.00	\$5.00	\$1.00	MGAL	4 Bids

Bid Tab Analysis Search

Item:	208.1100	From:	01/23/2018	To:	04/23/2019
Description:	<input checked="" type="checkbox"/> Smart Item Search	From:	Any	To:	Any
Proposal Items:	Any	From:	Any	To:	Any
County:	outagamie, brown, winnebago, sheboygan, manitowoc, sheboygan	From:	Any	To:	Any
Unit:	Any	From:	Any	To:	Any
Low Bidders:	Any	From:	Any	To:	Any
		<input type="button" value="Search"/> <input type="button" value="Clear"/>			

Export (csv) | Export (tab)

Item	Description			Average	High	Low	Unit	Bid Count
208.1100	Select Borrow			\$14.86	\$27.50	\$0.01	CY	15 Bids
	Letting Date	Proposal	County	Proposal Average	Proposal High	Proposal Low	Quantity	Proposal Bid Count
	04/09/2019	017 - 20190409017	Sheboygan	\$3.86	\$7.70	\$0.01	90,848.00000 CY	2 Bids
	03/12/2019	032 - 20190312032	Sheboygan	\$17.33	\$22.00	\$15.00	455.00000 CY	3 Bids
	02/12/2019	011 - 20190212011	Brown	\$19.22	\$27.50	\$14.25	3,021.00000 CY	3 Bids
	01/15/2019	022 - 20190115022	Brown	\$15.83	\$21.00	\$12.20	9,835.00000 CY	3 Bids
	02/13/2018	019 - 20180213019	Brown	\$14.50	\$14.50	\$14.50	150.00000 CY	4 Bids
	Total Quantity:						104,309.00000 CY	

Bid Tab Analysis Search

Item:	Any	From:	01/23/2012	To:	04/23/2019
Description:	clear stone	From:	Any	To:	Any
Proposal Items:	Any	From:	Any	To:	Any
County:	Any	From:	Any	To:	Any
Unit:	Any	From:	Any	To:	Any
Low Bidders:	Any	From:	Any	To:	Any
		<input type="button" value="Search"/> <input type="button" value="Clear"/>			

							Export (csv)	Export (tab)
Item	Description		Average	High	Low	Unit	Bid Count	
+ SPV.0035	SPECIAL 01. CLEAR STONE 1 1/4-INCH		\$38.27	\$45.00	\$20.00	CY	5 Bids	
+ SPV.0035	SPECIAL 02. CLEAR STONE 3/4 INCH		\$25.54	\$35.00	\$18.00	CY	7 Bids	
- SPV.0195	SPECIAL 01. CLEAR STONE		\$25.96	\$50.11	\$17.00	TON	16 Bids	
	Letting Date	Proposal	County	Proposal Average	Proposal High	Proposal Low	Quantity	Proposal Bid Count
	01/14/2014	002 - 20140114002	COLUMBIA DANE DODGE	\$23.67	\$30.00	\$20.00	870.00000 TON	3 Bids
		001 - 20120710001	MONROE	\$30.78	\$50.11	\$19.00	608.00000 TON	4 Bids
	07/10/2012	002 - 20120710002	DANE, IOWA	\$24.33	\$30.00	\$19.00	1,180.00000 TON	3 Bids
		003 - 20120710003	IOWA, GRANT, LAFAYETTE	\$23.67	\$30.00	\$17.00	1,152.00000 TON	3 Bids
	03/13/2012	003 - 20120313003	COLUMBIA	\$25.75	\$35.00	\$20.00	172.00000 TON	3 Bids
Total Quantity:							3,982.00000 TON	

Bid Tab Analysis Search

Item:	Any	From:	01/23/2015	To:	04/23/2019
Description:	Fence Chain Link 5-ft	From:	3000	To:	9000
Proposal Items:	Any	From:	Any	To:	Any
County:	Any	From:	Any	To:	Any
Unit:	Any	From:	Any	To:	Any
Low Bidders:	Any	From:	Any	To:	Any
		<input type="button" value="Search"/> <input type="button" value="Clear"/>			

Export (csv) Export (tab)								
Item #	Description			Average	High	Low	Unit	Bid Count
- 616.0205	Fence Chain Link 5-FT			\$11.20	\$21.50	\$7.72	LF	6 Bids
Letting Date	Proposal	County	Proposal Average	Proposal High	Proposal Low	Quantity	Proposal Bid Count	
12/12/2017	001 - 20171212001	Outagamie	\$7.72	\$7.72	\$7.72	4,450.00000 LF	3 Bids	
12/13/2016	016 - 20161213016	Brown, Outagamie	\$14.69	\$21.50	\$11.28	4,509.00000 LF	3 Bids	
Total Quantity:						8,959.00000 LF		

Bid Tab Analysis Search

Item:	Any	From:	01/23/2015	To:	04/23/2019
	<input checked="" type="checkbox"/> Smart Item Search				
Description:	Reconnect Pipe Underdrain	Quantity Range:	From:	To:	
Proposal Items:	Any		Any	Any	
County:	Any	Price Range:	From:	To:	
Unit:	Any		Any	Any	
Low Bidders:	Any				
<input type="button" value="Search"/> <input type="button" value="Clear"/>					

Export (csv) | Export (tab)

Item	Description	Average	High	Low	Unit	Bid Count		
SPV.0060	Special 011, Reconnect Pipe Underdrain 4-Inch	\$289.00	\$367.00	\$250.00	EACH	3 Bids		
	Letting Date	Proposal	County	Proposal Average	Proposal High	Proposal Low	Quantity	Proposal Bid Count
	09/15/2015	003 - 20150915003	Milwaukee	\$289.00	\$367.00	\$250.00	7.00000 EACH	3 Bids
	Total Quantity:					7.00000 EACH		

Bid Tab Analysis Search

Item:	611.3904	From:	04/22/2017	To:	04/22/2019
	<input checked="" type="checkbox"/> Smart Item Search				
Description:	Any	Quantity Range:	From:	To:	
Proposal Items:	Any		Any	Any	
County:	Any	Price Range:	From:	To:	
Unit:	Any		Any	Any	
Low Bidders:	Any				
<input type="button" value="Search"/> <input type="button" value="Clear"/>					

Export (csv) | Export (tab)

Item #	Description			Average	High	Low	Unit	Bid Count
611.3904	Inlets Median 4 Grate			\$3,627.05	\$4,792.25	\$1,712.00	EACH	11 Bids
	Letting Date	Proposal	County	Proposal Average	Proposal High	Proposal Low	Quantity	Proposal Bid Count
	04/09/2019	017 - 20190409017	Sheboygan	\$2,143.50	\$2,575.00	\$1,712.00	2.00000 EACH	2 Bids
	11/13/2018	002 - 20181113002	Dane Jefferson	\$2,824.14	\$2,824.14	\$2,824.14	6.00000 EACH	1 Bid
	05/22/2018	001 - 20180522001	Kenosha, Racine	\$4,246.04	\$4,775.12	\$3,963.00	1.00000 EACH	3 Bids
		002 - 20180522002	Racine	\$4,009.65	\$4,792.25	\$3,500.00	2.00000 EACH	5 Bids
	Total Quantity:						11.00000 EACH	

Bid Tab Analysis Search

Item:	611.3902	From:	04/22/2017	To:	04/22/2019
	<input checked="" type="checkbox"/> Smart Item Search				
Description:	Any	Quantity Range:	From:	To:	
Proposal Items:	Any		Any	Any	
County:	outagamie, brown, winnebago, calumet, manitowoc	Price Range:	From:	To:	
Unit:	Any		Any	Any	
Low Bidders:	Any				
<input type="button" value="Search"/> <input type="button" value="Clear"/>					

Export (csv) | Export (tab)

Item	Description			Average	High	Low	Unit	Bid Count
611.3902	Inlets Median 2 Grate			\$2,215.19	\$3,500.00	\$1,275.00	EACH	16 Bids
	Letting Date	Proposal	County	Proposal Average	Proposal High	Proposal Low	Quantity	Proposal Bid Count
	02/12/2019	006 - 20190212006	Winnebago	\$2,738.75	\$3,500.00	\$1,977.50	8.00000 EACH	2 Bids
	03/13/2018	029 - 20180313029	Calumet, Winnebago	\$2,544.50	\$2,600.00	\$2,489.00	9.00000 EACH	2 Bids
	12/12/2017	014 - 20171212014	Brown, Oconto	\$2,360.14	\$2,930.54	\$1,985.00	3.00000 EACH	4 Bids
	11/14/2017	020 - 20171114020	Winnebago	\$2,056.50	\$2,800.00	\$1,275.00	1.00000 EACH	4 Bids
	06/13/2017	030 - 20170613030	Winnebago	\$1,802.50	\$2,120.00	\$1,590.00	4.00000 EACH	4 Bids
	Total Quantity:						25.00000 EACH	

Bid Tab Analysis Search

Item:	611.2044	From:	04/22/2018	To:	04/22/2019
	<input checked="" type="checkbox"/> Smart Item Search				
Description:	Any	Quantity Range:	From:	To:	Any
Proposal Items:	Any		Any	Any	
County:	Any	Price Range:	From:	To:	Any
Unit:	Any		Any	Any	
Low Bidders:	Any				
<input type="button" value="Search"/> <input type="button" value="Clear"/>					

Export (csv) Export (tab)								
Item #	Description			Average	High	Low	Unit	Bid Count
611.2044	Manholes 4x4-FT			\$4,215.99	\$6,444.00	\$3,410.00	EACH	6 Bids
	Letting Date	Proposal	County	Proposal Average	Proposal High	Proposal Low	Quantity	Proposal Bid Count
	03/12/2019	001 - 20190312001	Rock	\$3,637.96	\$3,637.96	\$3,637.96	1.00000 EACH	2 Bids
	12/11/2018	001 - 20181211001	Rock	\$3,410.00	\$3,410.00	\$3,410.00	23.00000 EACH	1 Bid
	05/08/2018	012 - 20180508012	Washington	\$4,870.00	\$6,444.00	\$3,800.00	1.00000 EACH	3 Bids
	Total Quantity:						25.00000 EACH	

Bid Tab Analysis Search

Item:	611.2006	From:	04/22/2018	To:	04/22/2019
	<input checked="" type="checkbox"/> Smart Item Search				
Description:	Any	Quantity Range:	From:	To:	Any
Proposal Items:	Any		Any	Any	
County:	outagamie, brown, winnebago	Price Range:	From:	To:	Any
Unit:	Any		Any	Any	
Low Bidders:	Any				
<input type="button" value="Search"/> <input type="button" value="Clear"/>					

							Export (csv) Export (tab)
Item #	Description	Average		High	Low	Unit	Bid Count
611.2006	Manholes 6-FT Diameter	\$4,016.83		\$6,000.00	\$2,800.00	EACH	14 Bids
Letting Date	Proposal	County	Proposal Average	Proposal High	Proposal Low	Quantity	Proposal Bid Count
03/12/2019	030 - 20190312030	Brown	\$3,076.75	\$3,500.00	\$2,800.00	1.00000 EACH	4 Bids
	036 - 20190312036	Outagamie	\$4,305.03	\$5,469.00	\$3,235.15	6.00000 EACH	5 Bids
02/12/2019	006 - 20190212006	Winnebago	\$5,411.70	\$6,000.00	\$4,823.40	7.00000 EACH	2 Bids
01/15/2019	022 - 20190115022	Brown	\$3,860.00	\$4,030.00	\$3,600.00	1.00000 EACH	3 Bids
Total Quantity:					15.00000 EACH		

Bid Tab Analysis Search

Item:	610.0429	From:	04/22/2017	To:	04/22/2019
	<input checked="" type="checkbox"/> Smart Item Search				
Description:	Any	Quantity Range:	From:	To:	Any
Proposal Items:	Any		Any	Any	
County:	Any	Price Range:	From:	To:	Any
Unit:	Any		Any	Any	
Low Bidders:	Any				
<input type="button" value="Search"/> <input type="button" value="Clear"/>					

Export (csv) Export (tab)								
Item #	Description			Average	High	Low	Unit	Bid Count
610.0429	Storm Sewer Pipe Reinforced Concrete Horizontal Elliptical Class HE-IV 29x45-Inch			\$158.28	\$177.00	\$139.74	LF	6 Bids
Letting Date	Proposal	County	Proposal Average	Proposal High	Proposal Low	Quantity	Proposal Bid Count	
07/11/2017	004 - 20170711004	Dane	\$164.02	\$177.00	\$139.74	16.00000 LF	3 Bids	
05/09/2017	012 - 20170509012	Ozaukee	\$152.54	\$157.20	\$148.90	699.00000 LF	3 Bids	
Total Quantity:						715.00000 LF		

Bid Tab Analysis Search

Item:	608.0412	From:	04/22/2018	To:	04/22/2019
	<input checked="" type="checkbox"/> Smart Item Search				
Description:	Any	From:	Any	To:	Any
Proposal Items:	Any	From:	Any	To:	Any
County:	outagamie, brown, sheboygan, winnebago	From:	Any	To:	Any
Unit:	Any	From:	Any	To:	Any
Low Bidders:	Any	From:	Any	To:	Any
		<input type="button" value="Search"/> <input type="button" value="Clear"/>			

Export (csv) Export (tab)										
Item	Description					Average	High	Low	Unit	Bid Count
~ 608.0412	Storm Sewer Pipe Reinforced Concrete Class IV 12-Inch					\$68.85	\$104.42	\$45.90	LF	15 Bids
	Letting Date	Proposal	County	Proposal Average	Proposal High	Proposal Low	Quantity	Proposal Bid Count		
	035 - 20190312035	Brown	\$58.92	\$64.50	\$54.75	947.00000 LF	3 Bids			
03/12/2019	036 - 20190312036	Outagamie	\$79.13	\$104.42	\$65.73	601.00000 LF	5 Bids			
	038 - 20190312038	Brown	\$70.21	\$70.70	\$69.71	349.00000 LF	2 Bids			
02/12/2019	006 - 20190212006	Winnebago	\$50.45	\$55.00	\$45.90	100.00000 LF	2 Bids			
01/15/2019	018 - 20190115018	Winnebago	\$73.00	\$85.00	\$65.00	346.00000 LF	3 Bids			
Total Quantity:							2,343.00000 LF			

Bid Tab Analysis Search

Item:	523.0548	From:	04/22/2017	To:	04/22/2019
	<input checked="" type="checkbox"/> Smart Item Search				
Description:	Any	From:	Any	To:	Any
Proposal Items:	Any	From:	Any	To:	Any
County:	Any	From:	Any	To:	Any
Unit:	Any	From:	Any	To:	Any
Low Bidders:	Any	From:	Any	To:	Any
		<input type="button" value="Search"/> <input type="button" value="Clear"/>			

Export (csv) Export (table)										
Item #	Description					Average	High	Low	Unit	Bid Count
~ 523.0548	Apron Endwalls for Culvert Pipe Reinforced Concrete Horizontal Elliptical 48x76-Inch					\$4,321.80	\$5,000.00	\$3,236.03	EACH	8 Bids
Letting Date	Proposal	County	Proposal Average	Proposal High	Proposal Low	Quantity	Proposal Bid Count			
08/08/2017	001 - 20170808001	Rock	\$3,650.75	\$3,900.00	\$3,236.03	2.00000 EACH	3 Bids			
05/09/2017	050 - 20170509050	Taylor	\$4,724.43	\$5,000.00	\$4,355.00	4.00000 EACH	5 Bids			
Total Quantity:						6.00000 EACH				

Bid Tab Analysis Search

Item:	523.0524	From:	04/22/2017	To:	04/22/2019
	<input checked="" type="checkbox"/> Smart Item Search				
Description:	Any	From:	Any	To:	Any
Proposal Items:	Any	From:	Any	To:	Any
County:	outagamie, brown, shawano	From:	Any	To:	Any
Unit:	Any	From:	Any	To:	Any
Low Bidders:	Any	From:	Any	To:	Any
		<input type="button" value="Search"/> <input type="button" value="Clear"/>			

Export (csv) Export (tab)										
Item #	Description					Average	High	Low	Unit	Bid Count
~ 523.0524	Apron Endwalls for Culvert Pipe Reinforced Concrete Horizontal Elliptical 24x38-Inch					\$1,176.87	\$1,358.29	\$1,015.00	EACH	7 Bids
	Letting Date	Proposal	County	Proposal Average	Proposal High	Proposal Low	Quantity	Proposal Bid Count		
	06/13/2017	032 - 20170613032	Brown	\$1,100.00	\$1,100.00	\$1,100.00	4.00000 EACH	1 Bid		
	05/09/2017	029 - 20170509029	Shawano	\$1,189.68	\$1,358.29	\$1,015.00	4.00000 EACH	6 Bids		
Total Quantity:							8.00000 EACH			

Bid Tab Analysis Search

Item:	523.0429	From:	04/22/2017	To:	04/22/2019
Description:	<input checked="" type="checkbox"/> Smart Item Search	Quantity Range:	From:	To:	Any
Proposal Items:	Any	Price Range:	From:	To:	Any
County:	Any				
Unit:	Any				
Low Bidders:	Any				

[Search](#) [Clear](#)

Export (csv) | Export (tab)

Item	Description	Average	High	Low	Unit	Bid Count	
523.0429	Culvert Pipe Reinforced Concrete Horizontal Elliptical Class HE-IV 29x45-Inch	\$142.78	\$190.00	\$124.87	LF	22 Bids	
Letting Date	Proposal	County	Proposal Average	Proposal High	Proposal Low	Quantity	Proposal Bid Count
11/14/2017	036 - 20171114036	Racine	\$143.82	\$190.00	\$124.87	62.00000 LF	6 Bids
09/12/2017	011 - 20170912011	Milwaukee	\$135.44	\$140.00	\$125.00	600.00000 LF	8 Bids
06/13/2017	006 - 20170613006	Racine	\$149.34	\$175.00	\$140.50	58.00000 LF	8 Bids
Total Quantity:						720.00000 LF	

Bid Tab Analysis Search

Item:	523.0414	From:	04/22/2017	To:	04/22/2019
Description:	<input checked="" type="checkbox"/> Smart Item Search	Quantity Range:	From:	To:	Any
Proposal Items:	Any	Price Range:	From:	To:	Any
County:	Any				
Unit:	Any				
Low Bidders:	Any				

[Search](#) [Clear](#)

Export (csv) | Export (tab)

Item	Description	Average	High	Low	Unit	Bid Count	
523.0414	Culvert Pipe Reinforced Concrete Horizontal Elliptical Class HE-IV 14x23-Inch	\$87.14	\$103.00	\$60.57	LF	16 Bids	
Letting Date	Proposal	County	Proposal Average	Proposal High	Proposal Low	Quantity	Proposal Bid Count
11/14/2017	037 - 20171114037	Racine	\$84.38	\$103.00	\$79.00	67.00000 LF	8 Bids
08/08/2017	001 - 20170808001	Rock	\$75.72	\$92.60	\$60.57	66.00000 LF	3 Bids
06/13/2017	035 - 20170613035	Langlade	\$98.42	\$103.00	\$97.27	64.00000 LF	5 Bids
Total Quantity:					197.00000 LF		

Bid Tab Analysis Search

Item:	523.0148	From:	04/22/2016	To:	04/22/2019
Description:	<input checked="" type="checkbox"/> Smart Item Search	Quantity Range:	From:	To:	Any
Proposal Items:	Any	Price Range:	From:	To:	Any
County:	Any				
Unit:	Any				
Low Bidders:	Any				

[Search](#) [Clear](#)

Export (csv) | Export (tab)

Item	Description	Average	High	Low	Unit	Bid Count	
523.0148	Culvert Pipe Reinforced Concrete Horizontal Elliptical Class HE-III 48x76-Inch	\$225.22	\$295.00	\$175.70	LF	12 Bids	
Letting Date	Proposal	County	Proposal Average	Proposal High	Proposal Low	Quantity	Proposal Bid Count
08/08/2017	001 - 20170808001	Rock	\$215.27	\$240.00	\$175.70	348.00000 LF	3 Bids
04/11/2017	010 - 20170411010	Dane	\$230.00	\$230.00	\$230.00	100.00000 LF	3 Bids
03/14/2017	018 - 20170314018	Sheboygan	\$188.92	\$197.00	\$184.78	55.00000 LF	3 Bids
12/13/2016	042 - 20161213042	Bayfield	\$266.67	\$295.00	\$250.00	70.00000 LF	3 Bids
Total Quantity:					573.00000 LF		

Bid Tab Analysis Search

Item:	523.0124	From:	04/22/2017	To:	04/22/2019
	<input checked="" type="checkbox"/> Smart Item Search				
Description:	Any	From:	Any	To:	Any
Proposal Items:	Any	From:	Any	To:	Any
County:	Any	From:	Any	To:	Any
Unit:	Any	From:	Any	To:	Any
Low Bidders:	Any	From:	Any	To:	Any
		<input type="button" value="Search"/> <input type="button" value="Clear"/>			

Export (csv) | Export (tab)

Item	Description	Average	High	Low	Unit	Bid Count																							
523.0124	Culvert Pipe Reinforced Concrete Horizontal Elliptical Class HE-III 24x38-Inch	\$83.76	\$95.00	\$72.56	LF	3 Bids																							
	<table><tr><th>Letting Date</th><th>Proposal</th><th>County</th><th>Proposal Average</th><th>Proposal High</th><th>Proposal Low</th><th>Quantity</th><th>Proposal Bid Count</th></tr><tr><td>08/08/2017</td><td>001 - 20170808001</td><td>Rock</td><td>\$83.76</td><td>\$95.00</td><td>\$72.56</td><td>352.00000 LF</td><td>3 Bids</td></tr><tr><td colspan="6">Total Quantity:</td><td>352.00000 LF</td><td></td></tr></table>	Letting Date	Proposal	County	Proposal Average	Proposal High	Proposal Low	Quantity	Proposal Bid Count	08/08/2017	001 - 20170808001	Rock	\$83.76	\$95.00	\$72.56	352.00000 LF	3 Bids	Total Quantity:						352.00000 LF					
Letting Date	Proposal	County	Proposal Average	Proposal High	Proposal Low	Quantity	Proposal Bid Count																						
08/08/2017	001 - 20170808001	Rock	\$83.76	\$95.00	\$72.56	352.00000 LF	3 Bids																						
Total Quantity:						352.00000 LF																							

Bid Tab Analysis Search

Item:	522.0536	From:	04/22/2018	To:	04/22/2019
	<input checked="" type="checkbox"/> Smart Item Search				
Description:	Any	From:	Any	To:	Any
Proposal Items:	Any	From:	Any	To:	Any
County:	Any	From:	Any	To:	Any
Unit:	Any	From:	Any	To:	Any
Low Bidders:	Any	From:	Any	To:	Any
		<input type="button" value="Search"/> <input type="button" value="Clear"/>			

Export (csv) | Export (tab)

Item	Description	Average	High	Low	Unit	Bid Count																								
522.0536	Culvert Pipe Reinforced Concrete Class V 36-Inch	\$109.71	\$109.71	\$109.71	LF	2 Bids																								
	<table><tr><th>Letting Date</th><th>Proposal</th><th>County</th><th>Proposal Average</th><th>Proposal High</th><th>Proposal Low</th><th>Quantity</th><th>Proposal Bid Count</th></tr><tr><td>03/12/2019</td><td>001 - 20190312001</td><td>Rock</td><td>\$109.71</td><td>\$109.71</td><td>\$109.71</td><td>88.00000 LF</td><td>2 Bids</td></tr><tr><td colspan="6">Total Quantity:</td><td>88.00000 LF</td><td></td></tr></table>	Letting Date	Proposal	County	Proposal Average	Proposal High	Proposal Low	Quantity	Proposal Bid Count	03/12/2019	001 - 20190312001	Rock	\$109.71	\$109.71	\$109.71	88.00000 LF	2 Bids	Total Quantity:						88.00000 LF						
Letting Date	Proposal	County	Proposal Average	Proposal High	Proposal Low	Quantity	Proposal Bid Count																							
03/12/2019	001 - 20190312001	Rock	\$109.71	\$109.71	\$109.71	88.00000 LF	2 Bids																							
Total Quantity:						88.00000 LF																								

Bid Tab Analysis Search

Item:	522.0560	From:	04/22/2018	To:	04/22/2019
	<input checked="" type="checkbox"/> Smart Item Search				
Description:	Any	From:	Any	To:	Any
Proposal Items:	Any	From:	Any	To:	Any
County:	Any	From:	Any	To:	Any
Unit:	Any	From:	Any	To:	Any
Low Bidders:	Any	From:	Any	To:	Any
		<input type="button" value="Search"/> <input type="button" value="Clear"/>			

Export (csv) Export (tab)																																									
Item #	Description			Average		High	Low	Unit	Bid Count																																
522.0560	Culvert Pipe Reinforced Concrete Class V 60-Inch			\$262.82		\$307.00	\$190.00	LF	5 Bids																																
<table><tr><th>Letting Date</th><th>Proposal</th><th>County</th><th>Proposal Average</th><th>Proposal High</th><th>Proposal Low</th><th>Quantity</th><th>Proposal Bid Count</th></tr><tr><td>03/12/2019</td><td>001 - 20190312001</td><td>Rock</td><td>\$302.30</td><td>\$302.30</td><td>\$302.30</td><td>111.00000 LF</td><td>2 Bids</td></tr><tr><td>05/22/2018</td><td>001 - 20180522001</td><td>Kenosha, Racine</td><td>\$236.50</td><td>\$307.00</td><td>\$190.00</td><td>476.00000 LF</td><td>3 Bids</td></tr><tr><td colspan="6">Total Quantity:</td><td>587.00000 LF</td><td></td></tr></table>										Letting Date	Proposal	County	Proposal Average	Proposal High	Proposal Low	Quantity	Proposal Bid Count	03/12/2019	001 - 20190312001	Rock	\$302.30	\$302.30	\$302.30	111.00000 LF	2 Bids	05/22/2018	001 - 20180522001	Kenosha, Racine	\$236.50	\$307.00	\$190.00	476.00000 LF	3 Bids	Total Quantity:						587.00000 LF	
Letting Date	Proposal	County	Proposal Average	Proposal High	Proposal Low	Quantity	Proposal Bid Count																																		
03/12/2019	001 - 20190312001	Rock	\$302.30	\$302.30	\$302.30	111.00000 LF	2 Bids																																		
05/22/2018	001 - 20180522001	Kenosha, Racine	\$236.50	\$307.00	\$190.00	476.00000 LF	3 Bids																																		
Total Quantity:						587.00000 LF																																			

Bid Tab Analysis Search

Item:	522.0360	From:	04/22/2016	To:	04/22/2019
	<input checked="" type="checkbox"/> Smart Item Search				
Description:	Any	Quantity Range:	From:	To:	Any
Proposal Items:	Any		Any		Any
County:	Any	Price Range:	From:	To:	Any
Unit:	Any		Any		Any
Low Bidders:	Any				
<input type="button" value="Search"/> <input type="button" value="Clear"/>					

Item #		Description		Average			High	Low	Unit	Export (csv) Export (tab)
= 522.0360		Culvert Pipe Reinforced Concrete Class IV 60-Inch		\$284.18			\$565.44	\$148.32	LF	23 Bids
Letting Date	Proposal	County	Proposal Average	Proposal High	Proposal Low	Quantity	Proposal Bid Count			
05/09/2017	001 - 20170509001	Dane	\$175.66	\$200.00	\$148.32	33.00000 LF	3 Bids			
	032 - 20170509032	Langlade	\$377.97	\$407.00	\$348.93	98.00000 LF	2 Bids			
11/08/2016	001 - 20161108001	Dane	\$238.37	\$565.44	\$163.24	175.00000 LF	9 Bids			
09/13/2016	007 - 20160913007	Kenosha	\$345.32	\$535.35	\$250.00	16.00000 LF	9 Bids			
Total Quantity:						322.00000 LF				

Bid Tab Analysis Search

Item:	522.0154	From:	04/22/2018	To:	04/22/2019
	<input checked="" type="checkbox"/> Smart Item Search				
Description:	Any	Quantity Range:	From:	To:	Any
Proposal Items:	Any		107		314
County:	Any	Price Range:	From:	To:	Any
Unit:	Any		Any		Any
Low Bidders:	Any				
<input type="button" value="Search"/> <input type="button" value="Clear"/>					

Export (csv) Export (tab)								
Item #	Description			Average	High	Low	Unit	Bid Count
522.0154	Culvert Pipe Reinforced Concrete Class III 54-Inch			\$207.88	\$500.00	\$135.50	LF	8 Bids
Letting Date		Proposal	County	Proposal Average	Proposal High	Proposal Low	Quantity	Proposal Bid Count
04/09/2019		017 - 20190409017	Sheboygan	\$140.00	\$144.50	\$135.50	220.00000 LF	2 Bids
07/24/2018		001 - 20180724001	Milwaukee, Racine	\$353.95	\$500.00	\$207.89	208.00000 LF	2 Bids
06/12/2018		001 - 20180612001	Rock	\$168.79	\$209.94	\$142.44	246.00000 LF	4 Bids
Total Quantity:							674.00000 LF	

Bid Tab Analysis Search

Item:	522.0118	From:	04/22/2016	To:	04/22/2019
	<input checked="" type="checkbox"/> Smart Item Search				
Description:	Any	Quantity Range:	From:	To:	Any
Proposal Items:	Any		750		2250
County:	Any	Price Range:	From:	To:	Any
Unit:	Any		Any		Any
Low Bidders:	Any				
<input type="button" value="Search"/> <input type="button" value="Clear"/>					

								Export (csv) Export (tab)	
Item #	Description			Average		High	Low	Unit	Bid Count
522.0118	Culvert Pipe Reinforced Concrete Class III 18-Inch			\$43.16		\$86.37	\$36.33	LF	14 Bids
Letting Date		Proposal	County	Proposal Average	Proposal High	Proposal Low	Quantity	Proposal Bid Count	
12/12/2017		002 - 20171212002	Dane	\$43.99	\$48.06	\$37.00	860.00000 LF	5 Bids	
11/08/2016		001 - 20161108001	Dane	\$42.70	\$86.37	\$36.33	943.00000 LF	9 Bids	
Total Quantity:						1,803.00000 LF			

Contact Bid Express

	Letting Date	Proposal	County	Proposal Average	Proposal High	Proposal Low	Quantity	Proposal Bid Count	
	09/11/2018	007 - 20180911007	Walworth	\$22.92	\$40.00	\$12.00	59.00000 LF	3 Bids	
						Total Quantity:	59.00000 LF		
+ 204.0245	Removing Storm Sewer (size) 02. 15-Inch				\$19.48	\$38.21	\$9.85	LF	17 Bids
+ 204.0245	Removing Storm Sewer (size) 03. 36-Inch					\$25.00	\$25.00	LF	3 Bids
+ 204.0245	Removing Storm Sewer (size) 05. 27-Inch				\$26.94	\$35.00	\$20.00	LF	4 Bids
+ 204.0245	Removing Storm Sewer (size) 02. 10-Inch				\$15.50	\$20.00	\$10.00	LF	3 Bids
+ 204.0245	Removing Storm Sewer (size) 02. 18-Inch				\$30.10	\$30.10	\$30.10	LF	1 Bid
+ 204.0245	Removing Storm Sewer (size) 04. 15-Inch				\$13.25	\$16.00	\$11.00	LF	4 Bids
+ 204.0245	Removing Storm Sewer (size) 005. 36-Inch				\$25.33	\$40.00	\$9.00	LF	3 Bids
+ 204.0245	Removing Storm Sewer (size) 011. 19 X 30-Inch				\$16.21	\$33.00	\$8.00	LF	5 Bids
+ 204.0245	Removing Storm Sewer (size) 02. 24-Inch				\$33.75	\$75.00	\$20.00	LF	4 Bids
+ 204.0245	Removing Storm Sewer (size) 04. 30-Inch				\$29.38	\$48.00	\$14.72	LF	5 Bids
+ 204.0245	Removing Storm Sewer (size) 01. 12-Inch or Less				\$27.71	\$44.00	\$15.00	LF	6 Bids
+ 204.0245	Removing Storm Sewer (size) 03. 18-inch				\$15.00	\$15.00	\$15.00	LF	1 Bid
+ 204.0245	Removing Storm Sewer (size) 01. 18-inch				\$16.33	\$25.00	\$10.00	LF	14 Bids
+ 204.0245	Removing Storm Sewer (size) 06. 35x24-Inch				\$27.52	\$31.02	\$20.00	LF	6 Bids
+ 204.0245	Removing Storm Sewer (size) 04. 21-Inch				\$21.13	\$25.00	\$15.19	LF	6 Bids
+ 204.0245	Removing Storm Sewer (size) 05. 30-Inch				\$25.64	\$43.20	\$10.00	LF	12 Bids
+ 204.0245	Removing Storm Sewer (size) 07. 36-Inch				\$27.57	\$35.00	\$20.71	LF	4 Bids
+ 204.0245	Removing Storm Sewer (size) 002. 12-Inch				\$21.20	\$24.15	\$14.00	LF	7 Bids
- 204.0245	Removing Storm Sewer (size) 03. 30-INCH					\$20.18	\$36.00	LF	5 Bids
	Letting Date	Proposal	County	Proposal Average	Proposal High	Proposal Low	Quantity	Proposal Bid Count	
	05/08/2018	013 - 20180508013	Washington	\$20.18	\$36.00	\$8.40	130.00000 LF	5 Bids	
						Total Quantity:	130.00000 LF		

Bid Tab Analysis Search

Item:	650.9920	From:	04/22/2017	Date Range:	To: 04/22/2019
	<input checked="" type="checkbox"/> Smart Item Search				
Description:	Any	From:	20000	Quantity Range:	To: 60000
Proposal Items:	Any				
County:	Any	From:	Any	Price Range:	To: Any
Unit:	Any				
Low Bidders:	Any				
		<input type="button" value="Search"/> <input type="button" value="Clear"/>			

Export (csv) Export (tab)								
Item	Description	Average	High	Low	Unit	Bid Count		
650.9920	Construction Staking Slope Stakes	\$0.65	\$1.50	\$0.31	LF	35 Bids		
Letting Date	Proposal	County	Proposal Average	Proposal High	Proposal Low	Quantity	Proposal Bid Count	
04/09/2019	019 - 20190409019	Marinette	\$0.80	\$0.80	\$0.80	20,070.00000 LF	1 Bid	
11/13/2018	030 - 20181113030	St Croix	\$0.60	\$0.60	\$0.60	44,559.00000 LF	3 Bids	
07/10/2018	010 - 20180710010	Waukesha	\$0.38	\$0.45	\$0.31	47,230.00000 LF	2 Bids	
06/12/2018	009 - 20180612009	Columbia	\$0.70	\$0.70	\$0.70	20,238.00000 LF	2 Bids	
02/13/2018	021 - 20180213021	Waupaca	\$0.33	\$0.34	\$0.33	29,200.00000 LF	6 Bids	
12/12/2017	001 - 20171212001	Outagamie	\$0.67	\$0.67	\$0.67	21,015.00000 LF	3 Bids	
08/08/2017	008 - 20171212008	Crawford	\$0.64	\$1.36	\$0.40	58,080.00000 LF	4 Bids	
08/08/2017	004 - 20170808004	Dane	\$0.78	\$0.90	\$0.75	49,925.00000 LF	5 Bids	
07/11/2017	004 - 20170711004	Dane	\$1.16	\$1.50	\$0.47	21,920.00000 LF	3 Bids	
06/13/2017	021 - 20170613021	Iowa	\$0.71	\$0.71	\$0.71	44,545.00000 LF	5 Bids	
05/09/2017	017 - 20170509017	Marinette	\$0.58	\$0.58	\$0.58	33,730.00000 LF	1 Bid	
Total Quantity:						390,512.00000 LF		



Welcome mason.simmons@dot.wi.gov | Logout | MyBids | Messages | Help

WIDOT | Lettings | Search | Advantage | Bid Tab Analysis | Small Business Network

April 22, 2019 06:17 AM CDT

Wisconsin Department of Transportation

Contact Bid Express

Bid Tab Analysis Search

Item:	650.5000	From:	04/22/2017	Date Range:	To: 04/22/2019
	<input checked="" type="checkbox"/> Smart Item Search				
Description:	Any	From:	20000	Quantity Range:	To: 60000
Proposal Items:	Any				
County:	Any	From:	Any	Price Range:	To: Any
Unit:	Any				
Low Bidders:	Any				
		<input type="button" value="Search"/> <input type="button" value="Clear"/>			

Export (csv) Export (tab)								
Item	Description	Average	High	Low	Unit	Bid Count		
650.5000	Construction Staking Base	\$0.30	\$0.55	\$0.01	LF	26 Bids		
Letting Date	Proposal	County	Proposal Average	Proposal High	Proposal Low	Quantity	Proposal Bid Count	
04/09/2019	019 - 20190409019	Marinette	\$0.35	\$0.35	\$0.35	20,070.00000 LF	1 Bid	
11/13/2018	030 - 20181113030	St Croix	\$0.07	\$0.13	\$0.01	38,159.00000 LF	3 Bids	
05/08/2018	031 - 20181113031	Sawyer	\$0.46	\$0.46	\$0.46	37,868.00000 LF	1 Bid	
12/12/2017	026 - 20180508026	Wood	\$0.50	\$0.50	\$0.50	20,124.00000 LF	2 Bids	
11/14/2017	008 - 20171212008	Crawford	\$0.09	\$0.10	\$0.05	58,217.00000 LF	4 Bids	
08/08/2017	022 - 20171114022	Dunn	\$0.44	\$0.55	\$0.01	44,902.00000 LF	5 Bids	
06/13/2017	004 - 20170808004	Dane	\$0.21	\$0.45	\$0.15	56,411.00000 LF	5 Bids	
06/13/2017	021 - 20170613021	Iowa	\$0.43	\$0.53	\$0.01	42,600.00000 LF	5 Bids	
Total Quantity:						318,351.00000 LF		

Bid Tab Analysis Search

Item: <input type="text" value="650.4500"/>	From: <input type="text" value="04/22/2017"/>	To: <input type="text" value="04/22/2019"/>
<input checked="" type="checkbox"/> Smart Item Search	From: <input type="text" value="18500"/>	To: <input type="text" value="55500"/>
Description: <input type="text" value="Any"/>	From: <input type="text" value="Any"/>	To: <input type="text" value="Any"/>
Proposal Items: <input type="text" value="Any"/>		
County: <input type="text" value="Any"/>		
Unit: <input type="text" value="Any"/>		
Low Bidders: <input type="text" value="Any"/>		
		<input type="button" value="Search"/> <input type="button" value="Clear"/>

Item		Description	Average	High	Low	Unit	Bid Count
650.4500		Construction Staking Subgrade	\$1.00	\$15.00	\$0.00	LF	36 Bids
Letting Date	Proposal	County	Proposal Average	Proposal High	Proposal Low	Quantity	Proposal Bid Count
11/13/2018	005 - 20181113005	Dane	\$0.06	\$0.10	\$0.01	19,242.00000 LF	2 Bids
07/10/2018	030 - 20181113030	St Croix	\$0.03	\$0.07	\$0.01	38,159.00000 LF	3 Bids
05/08/2018	010 - 20180710010	Waukesha	\$0.07	\$0.12	\$0.01	47,230.00000 LF	2 Bids
02/13/2018	030 - 20180508030	Portage	\$9.76	\$15.00	\$5.29	18,907.00000 LF	3 Bids
12/12/2017	021 - 20180213021	Waupaca	\$0.08	\$0.16	\$0.01	22,750.00000 LF	6 Bids
11/14/2017	001 - 20171212001	Outagamie	\$0.01	\$0.01	\$0.01	21,015.00000 LF	3 Bids
07/11/2017	008 - 20171212008	Crawford	\$1.26	\$5.00	\$0.00	32,246.00000 LF	4 Bids
06/13/2017	038 - 20171114038	Walworth	\$0.03	\$0.05	\$0.01	19,170.00000 LF	5 Bids
06/13/2017	004 - 20170711004	Dane	\$0.01	\$0.01	\$0.01	33,837.00000 LF	3 Bids
06/13/2017	021 - 20170613021	Iowa	\$0.11	\$0.53	\$0.01	44,545.00000 LF	5 Bids
Total Quantity:		297,101.00000 LF					

Bid Tab Analysis Search

Item: <input type="text" value="645.0120"/>	From: <input type="text" value="04/22/2018"/>	To: <input type="text" value="04/22/2019"/>
<input checked="" type="checkbox"/> Smart Item Search	From: <input type="text" value="900"/>	To: <input type="text" value="2700"/>
Description: <input type="text" value="Any"/>	From: <input type="text" value="Any"/>	To: <input type="text" value="Any"/>
Proposal Items: <input type="text" value="Any"/>		
County: <input type="text" value="Any"/>		
Unit: <input type="text" value="Any"/>		
Low Bidders: <input type="text" value="Any"/>		
		<input type="button" value="Search"/> <input type="button" value="Clear"/>

Item		Description	Average	High	Low	Unit	Bid Count
645.0120		Geotextile Type HR	\$3.31	\$6.00	\$0.01	SY	54 Bids
Letting Date	Proposal	County	Proposal Average	Proposal High	Proposal Low	Quantity	Proposal Bid Count
03/12/2019	021 - 20190312021	Racine	\$3.64	\$4.00	\$2.92	1,495.00000 SY	3 Bids
02/12/2019	028 - 20190212028	Taylor	\$4.59	\$5.17	\$4.00	1,130.00000 SY	2 Bids
01/15/2019	010 - 20190115010	Iowa	\$4.04	\$4.50	\$3.50	1,295.00000 SY	3 Bids
12/11/2018	029 - 20190115029	Trempealeau	\$2.34	\$2.34	\$2.34	1,425.00000 SY	3 Bids
11/13/2018	030 - 20181211030	Buffalo	\$2.42	\$3.00	\$2.13	1,303.00000 SY	3 Bids
09/11/2018	034 - 20181211034	St Croix	\$2.75	\$4.00	\$0.01	1,605.00000 SY	4 Bids
08/14/2018	020 - 20181113020	Manitowoc	\$3.33	\$5.86	\$1.07	1,749.00000 SY	4 Bids
07/10/2018	008 - 20180911008	Walworth	\$4.07	\$5.00	\$3.13	1,179.00000 SY	2 Bids
06/12/2018	004 - 20180814004	Racine	\$3.20	\$3.61	\$3.00	991.00000 SY	3 Bids
05/08/2018	005 - 20180710005	Vernon	\$2.17	\$3.00	\$1.00	931.00000 SY	3 Bids
05/08/2018	001 - 20180612001	Rock	\$4.02	\$4.46	\$3.80	1,925.00000 SY	4 Bids
05/08/2018	006 - 20180612006	Racine	\$3.62	\$4.52	\$2.34	1,583.00000 SY	3 Bids
05/08/2018	019 - 20180612019	Rusk	\$3.00	\$3.00	\$3.00	1,011.00000 SY	2 Bids
05/08/2018	001 - 20180522001	Kenosha, Racine	\$3.77	\$5.25	\$2.80	2,179.00000 SY	3 Bids
05/08/2018	002 - 20180522002	Racine	\$3.03	\$3.88	\$2.00	2,125.00000 SY	5 Bids
05/08/2018	039 - 20180508039	Dunn	\$3.47	\$6.00	\$2.25	1,035.00000 SY	7 Bids

Bid Tab Analysis Search

Item:	633.5200	From:	04/22/2018	To:	04/22/2019
	<input checked="" type="checkbox"/> Smart Item Search				
Description:	Any	From:	37	To:	111
Proposal Items:	Any				
County:	Any	From:	Any	To:	Any
Unit:	Any				
Low Bidders:	Any				
		<input type="button" value="Search"/> <input type="button" value="Clear"/>			

Export (csv) | Export (tab)

Item	Description		Average		High	Low	Unit	Bid Count
633.5200	Markers Culvert End		\$45.88	\$72.00		\$29.00	EACH	26 Bids
	Letting Date	Proposal	County	Proposal Average	Proposal High	Proposal Low	Quantity	Proposal Bid Count
	04/09/2019	019 - 20190409019	Marinette	\$48.00	\$48.00	\$48.00	42.00000 EACH	1 Bid
	03/12/2019	058 - 20190312058	Trempealeau	\$38.00	\$38.00	\$38.00	58.00000 EACH	1 Bid
	01/15/2019	021 - 20190115021	Oconto	\$55.11	\$55.11	\$55.11	71.00000 EACH	1 Bid
	11/13/2018	001 - 20181113001	Dane	\$55.00	\$55.00	\$55.00	108.00000 EACH	3 Bids
		030 - 20181113030	St Croix	\$36.00	\$36.00	\$36.00	38.00000 EACH	3 Bids
	07/24/2018	001 - 20180724001	Milwaukee, Racine	\$49.21	\$49.44	\$48.98	110.00000 EACH	2 Bids
	06/12/2018	009 - 20180612009	Columbia	\$48.56	\$52.11	\$45.00	98.00000 EACH	2 Bids
	05/22/2018	002 - 20180522002	Racine	\$58.40	\$72.00	\$40.00	42.00000 EACH	5 Bids
		013 - 20180508013	Washington	\$31.34	\$40.70	\$29.00	87.00000 EACH	5 Bids
	05/08/2018	033 - 20180508033	Bayfield	\$50.00	\$50.00	\$50.00	56.00000 EACH	1 Bid
		034 - 20180508034	Douglas	\$48.50	\$48.50	\$48.50	104.00000 EACH	1 Bid
		035 - 20180508035	Clark	\$36.00	\$36.00	\$36.00	42.00000 EACH	1 Bid
					Total Quantity:	856.00000 EACH		



Welcome maxon.simmons@dot.wi.gov

Logout



MyBidX Messages Help

April 22, 2019 06:17 AM CDT

WIDOT Lettings Search Advantage Bid Tab Analysis Small Business Network

Wisconsin Department of Transportation

Bid Tab Analysis Search

Contact Bid Express

Bid Tab Analysis Search

Item:	632.9101	From:	04/22/2018	To:	04/22/2019
	<input checked="" type="checkbox"/> Smart Item Search				
Description:	Any	From:	Any	To:	Any
Proposal Items:	Any				
County:	Brown, Sheboygan, Outagamie, Winnebago, Manitowoc	From:	Any	To:	Any
Unit:	Any				
Low Bidders:	Any				
		<input type="button" value="Search"/> <input type="button" value="Clear"/>			

Export (csv) | Export (tab)

Item	Description			Average	High	Low	Unit	Bid Count
632.9101	Landscape Planting Surveillance and Care Cycles			\$509.17	\$900.00	\$50.00	EACH	6 Bids
	Letting Date	Proposal	County	Proposal Average	Proposal High	Proposal Low	Quantity	Proposal Bid Count
	03/12/2019	035 - 20190312035	Brown	\$218.33	\$305.00	\$50.00	5.00000 EACH	3 Bids
		040 - 20190312040	Sheboygan	\$750.00	\$750.00	\$750.00	10.00000 EACH	2 Bids
		064 - 20190312064	Manitowoc	\$900.00	\$900.00	\$900.00	20.00000 EACH	1 Bid
				Total Quantity:		35.00000 EACH		

Bid Tab Analysis Search

Item:	630.0120	From:	04/22/2017	To:	04/22/2019
	<input checked="" type="checkbox"/> Smart Item Search				
Description:	Any	Quantity Range:	From:	To:	
Proposal Items:	Any		1850	5550	
County:	Any	Price Range:	From:	To:	
Unit:	Any		Any	Any	
Low Bidders:	Any				
		<input type="button" value="Search"/> <input type="button" value="Clear"/>			

Export (csv) | Export (tab)

Item	Description	Average	High	Low	Unit	Bid Count																																																																										
630.0120	Seeding Mixture No. 20	\$4.98	\$6.50	\$4.05	LB	28 Bids																																																																										
	<table><tr><th>Letting Date</th><th>Proposal</th><th>County</th><th>Proposal Average</th><th>Proposal High</th><th>Proposal Low</th><th>Quantity</th><th>Proposal Bid Count</th></tr><tr><td>03/12/2019</td><td>060 - 20190312060</td><td>Pierce</td><td>\$6.15</td><td>\$6.15</td><td>\$6.15</td><td>2,510.00000 LB</td><td>1 Bid</td></tr><tr><td>03/13/2018</td><td>001 - 20180313001</td><td>Rock</td><td>\$4.50</td><td>\$4.50</td><td>\$4.50</td><td>3,500.00000 LB</td><td>2 Bids</td></tr><tr><td>12/12/2017</td><td>002 - 20171212002</td><td>Dane</td><td>\$4.25</td><td>\$4.25</td><td>\$4.25</td><td>5,490.00000 LB</td><td>5 Bids</td></tr><tr><td>11/14/2017</td><td>004 - 20171114004</td><td>Columbia Dane Dodge</td><td>\$5.83</td><td>\$6.50</td><td>\$4.50</td><td>2,654.00000 LB</td><td>3 Bids</td></tr><tr><td></td><td>031 - 20171114031</td><td>Adams, Juneau</td><td>\$5.72</td><td>\$6.25</td><td>\$4.65</td><td>4,934.00000 LB</td><td>3 Bids</td></tr><tr><td>07/11/2017</td><td>001 - 20170711001</td><td>Rock</td><td>\$4.39</td><td>\$4.50</td><td>\$4.05</td><td>5,225.00000 LB</td><td>4 Bids</td></tr><tr><td></td><td>004 - 20170711004</td><td>Dane</td><td>\$5.25</td><td>\$5.25</td><td>\$5.25</td><td>5,376.00000 LB</td><td>3 Bids</td></tr><tr><td>06/13/2017</td><td>017 - 20170613017</td><td>St Croix</td><td>\$5.03</td><td>\$5.40</td><td>\$4.95</td><td>3,093.00000 LB</td><td>7 Bids</td></tr><tr><td colspan="6">Total Quantity:</td><td>32,782.00000 LB</td></tr></table>	Letting Date	Proposal	County	Proposal Average	Proposal High	Proposal Low	Quantity	Proposal Bid Count	03/12/2019	060 - 20190312060	Pierce	\$6.15	\$6.15	\$6.15	2,510.00000 LB	1 Bid	03/13/2018	001 - 20180313001	Rock	\$4.50	\$4.50	\$4.50	3,500.00000 LB	2 Bids	12/12/2017	002 - 20171212002	Dane	\$4.25	\$4.25	\$4.25	5,490.00000 LB	5 Bids	11/14/2017	004 - 20171114004	Columbia Dane Dodge	\$5.83	\$6.50	\$4.50	2,654.00000 LB	3 Bids		031 - 20171114031	Adams, Juneau	\$5.72	\$6.25	\$4.65	4,934.00000 LB	3 Bids	07/11/2017	001 - 20170711001	Rock	\$4.39	\$4.50	\$4.05	5,225.00000 LB	4 Bids		004 - 20170711004	Dane	\$5.25	\$5.25	\$5.25	5,376.00000 LB	3 Bids	06/13/2017	017 - 20170613017	St Croix	\$5.03	\$5.40	\$4.95	3,093.00000 LB	7 Bids	Total Quantity:						32,782.00000 LB
Letting Date	Proposal	County	Proposal Average	Proposal High	Proposal Low	Quantity	Proposal Bid Count																																																																									
03/12/2019	060 - 20190312060	Pierce	\$6.15	\$6.15	\$6.15	2,510.00000 LB	1 Bid																																																																									
03/13/2018	001 - 20180313001	Rock	\$4.50	\$4.50	\$4.50	3,500.00000 LB	2 Bids																																																																									
12/12/2017	002 - 20171212002	Dane	\$4.25	\$4.25	\$4.25	5,490.00000 LB	5 Bids																																																																									
11/14/2017	004 - 20171114004	Columbia Dane Dodge	\$5.83	\$6.50	\$4.50	2,654.00000 LB	3 Bids																																																																									
	031 - 20171114031	Adams, Juneau	\$5.72	\$6.25	\$4.65	4,934.00000 LB	3 Bids																																																																									
07/11/2017	001 - 20170711001	Rock	\$4.39	\$4.50	\$4.05	5,225.00000 LB	4 Bids																																																																									
	004 - 20170711004	Dane	\$5.25	\$5.25	\$5.25	5,376.00000 LB	3 Bids																																																																									
06/13/2017	017 - 20170613017	St Croix	\$5.03	\$5.40	\$4.95	3,093.00000 LB	7 Bids																																																																									
Total Quantity:						32,782.00000 LB																																																																										

Bid Tab Analysis Search

Item:	630.0110	From:	04/22/2017	To:	04/22/2019
	<input checked="" type="checkbox"/> Smart Item Search				
Description:	Any	Quantity Range:	From:	To:	
Proposal Items:	Any		1850	5550	
County:	Any	Price Range:	From:	To:	
Unit:	Any		Any	Any	
Low Bidders:	Any				
		<input type="button" value="Search"/> <input type="button" value="Clear"/>			

Export (csv) | Export (tab)

Item #	Description			Average	High	Low	Unit	Bid Count
630.0110	Seeding Mixture No. 10			\$5.18	\$8.00	\$4.75	LB	10 Bids
	Letting Date	Proposal	County	Proposal Average	Proposal High	Proposal Low	Quantity	Proposal Bid Count
	12/11/2018	001 - 20181211001	Rock	\$8.00	\$8.00	\$8.00	2,231.00000 LB	1 Bid
	01/09/2018	001 - 20180109001	Dane	\$4.80	\$4.80	\$4.80	4,610.00000 LB	4 Bids
	11/14/2017	022 - 20171114022	Dunn	\$4.91	\$4.95	\$4.75	2,005.00000 LB	5 Bids
	Total Quantity:						8,846.00000 LB	

Bid Tab Analysis Search

Item:	629.0210	From:	04/15/2018	To:	04/15/2019
	<input checked="" type="checkbox"/> Smart Item Search				
Description:	Any	Quantity Range:	From:	To:	
Proposal Items:	Any		125	375	
County:	Any	Price Range:	From:	To:	
Unit:	Any		Any	Any	
Low Bidders:	Any				
		<input type="button" value="Search"/> <input type="button" value="Clear"/>			

Export (csv) | Export (tab)

Item	Description	Average	High	Low	Unit	Bid Count	
629.0210	Fertilizer Type B	\$57.06	\$84.70	\$45.00	CWT	11 Bids	
Letting Date	Proposal	County	Proposal Average	Proposal High	Proposal Low	Quantity	Proposal Bid Count
11/13/2018	004 - 20181113004	Columbia, Dane, Dodge	\$52.67	\$60.00	\$49.00	141.50000 CWT	3 Bids
	030 - 20181113030	St Croix	\$45.00	\$45.00	\$45.00	152.00000 CWT	3 Bids
07/10/2018	010 - 20180710010	Waukesha	\$60.00	\$60.00	\$60.00	150.00000 CWT	2 Bids
05/22/2018	001 - 20180522001	Kenosha, Racine	\$71.57	\$84.70	\$65.00	144.50000 CWT	3 Bids
Total Quantity:						588.00000 CWT	

Bid Tab Analysis Search

Item:	628.7504	From:	04/15/2017	To:	04/15/2019
Description:	<input checked="" type="checkbox"/> Smart Item Search	From:	Any	To:	Any
Proposal Items:	Any	From:	600	To:	1800
County:	outagamie, winnebago, brown, sheboygan, fond du lac, calumet	From:	Any	To:	Any
Unit:	Any	From:	Any	To:	Any
Low Bidders:	Any				
<input type="button" value="Search"/> <input type="button" value="Clear"/>					

Export (csv) | Export (tab)

Item #	Description		Average		High	Low	Unit	Bid Count
- 628.7504	Temporary Ditch Checks		\$7.35		\$9.00	\$5.33	LF	7 Bids
	Letting Date	Proposal	County	Proposal Average	Proposal High	Proposal Low	Quantity	Proposal Bid Count
	03/13/2018	028 - 20180313028	Fond Du Lac	\$5.33	\$5.33	\$5.33	1,335.00000 LF	2 Bids
		029 - 20180313029	Calumet, Winnebago	\$6.90	\$6.90	\$6.90	1,581.00000 LF	2 Bids
	12/12/2017	001 - 20171212001	Outagamie	\$9.00	\$9.00	\$9.00	750.00000 LF	3 Bids
Total Quantity:						3,666.00000 LF		

Bid Tab Analysis Search

Item:	628.1504	From:	04/15/2018	To:	04/15/2019
Description:	<input checked="" type="checkbox"/> Smart Item Search	From:	Any	To:	Any
Proposal Items:	Any	From:	9000	To:	27000
County:	Any	From:	Any	To:	Any
Unit:	Any	From:	Any	To:	Any
Low Bidders:	Any				
<input type="button" value="Search"/> <input type="button" value="Clear"/>					

Export (csv) | Export (tbl)

Item	Description	Average	High	Low	Unit	Bid Count		
- 628.1504	Silt Fence	\$2.10	\$2.50	\$1.38	LF	37 Bids		
	Letting Date	Proposal	County	Proposal Average	Proposal High	Proposal Low	Quantity	Proposal Bid Count
	03/12/2019	060 - 20190312060	Pierce	\$1.50	\$1.50	\$1.50	10,000.00000 LF	1 Bid
		001 - 20181113001	Dane	\$2.25	\$2.25	\$2.25	20,160.00000 LF	3 Bids
	11/13/2018	018 - 20181113018	Racine	\$2.13	\$2.25	\$1.89	13,508.00000 LF	3 Bids
		025 - 20181113025	Green Lake	\$1.97	\$2.27	\$1.67	15,023.00000 LF	2 Bids
	08/14/2018	001 - 20180814001	Iowa	\$2.45	\$2.50	\$2.25	14,780.00000 LF	5 Bids
	07/24/2018	001 - 20180724001	Milwaukee, Racine	\$2.29	\$2.32	\$2.25	10,700.00000 LF	2 Bids
		003 - 20180710003	Green	\$2.13	\$2.25	\$1.55	15,050.00000 LF	6 Bids
	07/10/2018	010 - 20180710010	Waukesha	\$2.50	\$2.50	\$2.50	18,500.00000 LF	2 Bids
		017 - 20180710017	Adams	\$1.92	\$2.00	\$1.75	12,250.00000 LF	3 Bids
		006 - 20180612006	Racine	\$2.00	\$2.00	\$2.00	12,806.00000 LF	3 Bids
	06/12/2018	009 - 20180612009	Columbia	\$2.10	\$2.25	\$1.95	20,780.00000 LF	2 Bids
	05/08/2018	013 - 20180508013	Washington	\$1.69	\$2.29	\$1.38	25,740.00000 LF	5 Bids
						Total Quantity:	189,297.00000 LF	

Bid Tab Analysis Search

Item:	627.0200	From:	04/15/2018	To:	04/15/2019
Description:	<input checked="" type="checkbox"/> Smart Item Search	From:	Any	To:	Any
Proposal Items:	Any	From:	105000	To:	315000
County:	Any	From:	Any	To:	Any
Unit:	Any	From:	Any	To:	Any
Low Bidders:	Any				
<input type="button" value="Search"/> <input type="button" value="Clear"/>					

Export (csv) Export (tab)								
Item #	Description		Average		High	Low	Unit	Bid Count
- 627.0200	Mulching		\$0.16		\$0.30	\$0.10	SY	12 Bids
Letting Date	Proposal	County	Proposal Average	Proposal High	Proposal Low	Quantity	Proposal Bid Count	
11/13/2018	030 - 20181113030	St Croix	\$0.10	\$0.10	\$0.10	239,900.00000 SY	3 Bids	
07/24/2018	001 - 20180724001	Milwaukee, Racine	\$0.15	\$0.15	\$0.15	124,040.00000 SY	2 Bids	
06/12/2018	001 - 20180612001	Rock	\$0.15	\$0.15	\$0.15	315,000.00000 SY	4 Bids	
05/22/2018	001 - 20180522001	Kenosha, Racine	\$0.24	\$0.30	\$0.21	176,309.00000 SY	3 Bids	
Total Quantity:						855,249.00000 SY		

Bid Tab Analysis Search

Item:	624.0100	From:	04/15/2018	To:	04/15/2019
	<input checked="" type="checkbox"/> Smart Item Search				
Description:	Any	Quantity Range:	From:	To:	
Proposal Items:	Any		1500	4500	
County:	Any	Price Range:	From:	To:	
Unit:	Any		Any	Any	
Low Bidders:	Any				
			Search Clear		

Export (csv) | Export (tab)

Item	Description			Average	High	Low	Unit	Bid Count
624.0100	Water			\$20.20	\$39.78	\$0.01	MGAL	21 Bids
	Letting Date	Proposal	County	Proposal Average	Proposal High	Proposal Low	Quantity	Proposal Bid Count
	11/13/2018	001 - 20181113001	Dane	\$14.17	\$22.50	\$0.01	2,331.00000 MGAL	3 Bids
		018 - 20181113018	Racine	\$31.67	\$35.00	\$30.00	1,670.00000 MGAL	3 Bids
	09/11/2018	001 - 20180911001	Monroe	\$15.07	\$15.07	\$15.07	1,602.80000 MGAL	1 Bid
	07/10/2018	010 - 20180710010	Waukesha	\$30.00	\$35.00	\$25.00	4,360.00000 MGAL	2 Bids
		001 - 20180612001	Rock	\$16.81	\$28.00	\$0.01	3,009.00000 MGAL	4 Bids
	06/12/2018	006 - 20180612006	Racine	\$15.58	\$24.72	\$0.01	3,316.00000 MGAL	3 Bids
	05/08/2018	013 - 20180508013	Washington	\$19.52	\$39.78	\$1.00	3,160.00000 MGAL	5 Bids
	Total Quantity:						19,448.80000 MGAL	

Bid Tab Analysis Search

Item:	616.0100	From:	04/15/2018	To:	04/15/2019
	<input checked="" type="checkbox"/> Smart Item Search				
Description:	Any	Quantity Range:	From:	To:	
Proposal Items:	Any		15500	46500	
County:	Any	Price Range:	From:	To:	
Unit:	Any		Any	Any	
Low Bidders:	Any				
			Search Clear		

[Export \(csv\)](#) | [Export \(tab\)](#)

Item	Description	Average	High	Low	Unit	Bid Count
+ 616.0100	Fence Woven Wire (height) 001. 4-FT	\$6.14	\$9.25	\$4.75	LF	7 Bids
+ 616.0100	Fence Woven Wire (height) 0001. 4-FT	\$6.24	\$6.68	\$5.80	LF	2 Bids
+ 616.0100	Fence Woven Wire (height) 01. 4'	\$4.74	\$4.74	\$4.74	LF	3 Bids
+ 616.0100	Fence Woven Wire (height) 010. 4-FT	\$4.50	\$4.50	\$4.50	LF	4 Bids

Bid Tab Analysis Search

Item:	611.9800	From:	04/15/2018	To:	04/15/2019
	<input checked="" type="checkbox"/> Smart Item Search				
Description:	Any	Quantity Range:	From:	To:	
Proposal Items:	Any		Any	Any	
County:	brown, outagamie, calumet, manitowoc, sheboygan, winnebago, fond du lac	Price Range:	From:	To:	
Unit:	Any		Any	Any	
Low Bidders:	Any				
			Search Clear		

[Export \(csv\)](#) | [Export \(tab\)](#)

Item	Description		Average	High	Low	Unit	Bid Count	
611.9800.S	Pipe Grates		\$791.84	\$1,065.00	\$350.00	EACH	9 Bids	
	Letting Date	Proposal	County	Proposal Average	Proposal High	Proposal Low	Quantity	Proposal Bid Count
	01/15/2019	019 - 20190115019	Sheboygan	\$632.00	\$951.00	\$350.00	1.00000 EACH	3 Bids
	11/13/2018	023 - 20181113023	Calumet	\$871.77	\$1,065.00	\$789.60	10.00000 EACH	6 Bids
	Total Quantity:					11.00000 EACH		

Bid Tab Analysis Search

Item:	611.3901	From:	04/15/2018	To:	04/15/2019
	<input checked="" type="checkbox"/> Smart Item Search				
Description:	Any	Quantity Range:	From:	To:	Any
Proposal Items:	Any		From:	To:	Any
County:	brown, outagamie, calumet, manitowoc, sheboygan, winnebago, fond du lac	Price Range:	From:	To:	Any
Unit:	Any		From:	To:	Any
Low Bidders:	Any				
<input type="button" value="Search"/> <input type="button" value="Clear"/>					

Export (csv) | Export (tab)

Item	Description		Average		High	Low	Unit	Bid Count
611.3901	Inlets Median 1 Grate		\$1,964.71		\$3,570.00	\$800.00	EACH	21 Bids
	Letting Date	Proposal	County	Proposal Average	Proposal High	Proposal Low	Quantity	Proposal Bid Count
	03/12/2019	035 - 20190312035	Brown	\$1,495.00	\$1,620.00	\$1,390.00	3.00000 EACH	3 Bids
	037 - 20190312037	Winnebago		\$1,905.50	\$2,500.00	\$800.00	1.00000 EACH	4 Bids
	02/12/2019	006 - 20190212006	Winnebago	\$1,946.25	\$2,500.00	\$1,392.50	4.00000 EACH	2 Bids
	01/15/2019	020 - 20190115020	Outagamie	\$1,818.56	\$2,040.00	\$1,700.00	1.00000 EACH	5 Bids
	11/13/2018	022 - 20181113022	Fond Du Lac	\$2,810.75	\$3,570.00	\$2,381.00	7.00000 EACH	4 Bids
	05/08/2018	019 - 20180508019	Fond Du Lac	\$1,641.18	\$1,761.43	\$1,400.69	4.00000 EACH	3 Bids
	Total Quantity:						20.00000 EACH	

Bid Tab Analysis Search

Item:	611.3230	From:	04/15/2018	To:	04/15/2019
	<input checked="" type="checkbox"/> Smart Item Search				
Description:	Any	Quantity Range:	From:	To:	Any
Proposal Items:	Any		From:	To:	Any
County:	brown, outagamie, calumet, manitowoc, sheboygan, winnebago, fond du lac	Price Range:	From:	To:	Any
Unit:	Any		From:	To:	Any
Low Bidders:	Any				
<input type="button" value="Search"/> <input type="button" value="Clear"/>					

								Export (csv) Export (tab)	
Item #	Description		Average		High	Low	Unit	Bid Count	
611.3230	Inlets 2x3-FT		\$1,503.48		\$3,321.00	\$896.75	EACH	12 Bids	
	Letting Date	Proposal	County	Proposal Average	Proposal High	Proposal Low	Quantity	Proposal Bid Count	
	03/12/2019	036 - 20190312036	Outagamie	\$1,901.00	\$3,321.00	\$1,108.99	2.00000 EACH	5 Bids	
	02/12/2019	011 - 20190212011	Brown	\$1,330.00	\$1,390.00	\$1,225.00	4.00000 EACH	3 Bids	
	05/08/2018	015 - 20180508015	Fond Du Lac	\$950.00	\$950.00	\$950.00	4.00000 EACH	1 Bid	
		019 - 20180508019	Fond Du Lac	\$1,198.92	\$1,350.00	\$896.75	1.00000 EACH	3 Bids	
	Total Quantity:						11.00000 EACH		

Bid Tab Analysis Search

Item:	<input type="text" value="611.2004"/>	Date Range:	<input type="text" value="04/15/2018"/>	<input type="text" value="04/15/2019"/>
	<input checked="" type="checkbox"/> Smart Item Search			
Description:	<input type="text" value="Any"/>	Quantity Range:	<input type="text" value="From: 0"/>	<input type="text" value="To: 5"/>
Proposal Items:	<input type="text" value="Any"/>			
County:	<input type="text" value="brown, outagamie, calumet, manitowoc, sheboygan, winnebago, fond du lac"/>	Price Range:	<input type="text" value="From: Any"/>	<input type="text" value="To: Any"/>
Unit:	<input type="text" value="Any"/>			
Low Bidders:	<input type="text" value="Any"/>			

Export (csv) Export (tab)										
Item #	Description			Average		High	Low	Unit	Bid Count	
- 611.2004	Manholes 4-FT Diameter			\$2,231.68		\$4,500.00		\$1,500.00	EACH	29 Bids
	Letting Date	Proposal	County	Proposal Average	Proposal High	Proposal Low	Quantity	Proposal Bid Count		
	03/12/2019	030 - 20190312030	Brown	\$1,995.75	\$2,250.00	\$1,500.00	2.00000 EACH	4 Bids		
		041 - 20190312041	Sheboygan	\$2,522.00	\$2,522.00	\$2,522.00	1.00000 EACH	4 Bids		
	02/12/2019	011 - 20190212011	Brown	\$1,843.33	\$1,885.00	\$1,795.00	3.00000 EACH	3 Bids		
		018 - 20190115018	Winneshago	\$3,026.67	\$4,500.00	\$2,100.00	5.00000 EACH	3 Bids		
	01/15/2019	019 - 20190115019	Sheboygan	\$2,220.00	\$2,680.00	\$1,860.00	1.00000 EACH	3 Bids		
		020 - 20190115020	Outagamie	\$1,711.99	\$2,000.00	\$1,580.00	1.00000 EACH	5 Bids		
	11/13/2018	022 - 20181113022	Fond Du Lac	\$2,470.88	\$3,150.00	\$1,900.00	4.00000 EACH	4 Bids		
	05/08/2018	019 - 20180508019	Fond Du Lac	\$2,311.44	\$2,696.57	\$1,541.19	3.00000 EACH	3 Bids		
Total Quantity:						20.00000 EACH				

Bid Tab Analysis Search

Item:	<input type="text" value="611.0642"/>	From:	<input type="text" value="To"/>	Date Range:	<input type="text" value="04/15/2018"/>	<input type="text" value="04/15/2019"/>
	<input checked="" type="checkbox"/> Smart Item Search					
Description:	<input type="text" value="Any"/>	From:	<input type="text" value="To"/>	Quantity Range:	<input type="text" value="Any"/>	<input type="text" value="Any"/>
Proposal Items:	<input type="text" value="Any"/>					
County:	<input type="text" value="brown, outagamie, calumet, mantiwoc, sheboygan, winnebago, fond du lac"/>	From:	<input type="text" value="To"/>	Price Range:	<input type="text" value="Any"/>	<input type="text" value="Any"/>
Unit:	<input type="text" value="Any"/>					
Low Bidders:	<input type="text" value="Any"/>					

Export (csv) Export (tab)									
Item ▲	Description	Average			High		Low	Unit	Bid Count
611.0642	Inlet Covers Type MS	\$442.01			\$1,000.00		\$315.00	EACH	21 Bids
	Letting Date	Proposal	County	Proposal Average	Proposal High	Proposal Low	Quantity	Proposal Bid Count	
03/12/2019	035 - 20190312035	Brown		\$431.67	\$495.00	\$325.00	3.00000 EACH	3 Bids	
037 - 20190312037	Winnepago			\$412.50	\$450.00	\$400.00	1.00000 EACH	4 Bids	
02/12/2019	006 - 20190212006	Winnepago		\$431.15	\$500.00	\$362.30	20.00000 EACH	2 Bids	
01/15/2019	020 - 20190115020	Outagamie		\$538.40	\$1,000.00	\$350.00	1.00000 EACH	5 Bids	
11/13/2018	022 - 20181113022	Fond Du Lac		\$395.44	\$500.00	\$350.00	7.00000 EACH	4 Bids	
05/08/2018	019 - 20180508019	Fond Du Lac		\$400.35	\$443.03	\$315.00	4.00000 EACH	3 Bids	
Total Quantity:							36.00000 EACH		

Item: From: To:
☒ Smart Item Search
 Description:
 Proposal Items:
 County:
 Unit:
 Low Bidders:
 Quantity Range: From: To:
 Price Range: From: To:

Export (csv) | Export (tab)

Item	Description	Average	High	Low	Unit	Bid Count																																																																																																																									
611.0624	Inlet Covers Type H	\$669.51	\$2,300.00	\$170.00	EACH	38 Bids																																																																																																																									
	<table><tr><th>Letting Date</th><th>Proposal</th><th>County</th><th>Proposal Average</th><th>Proposal High</th><th>Proposal Low</th><th>Quantity</th><th>Proposal Bid Count</th></tr><tr><td rowspan="3">03/12/2019</td><td>010 - 20190312010</td><td>Rock</td><td>\$957.29</td><td>\$957.29</td><td>\$957.29</td><td>2.00000 EACH</td><td>1 Bid</td></tr><tr><td>019 - 20190312019</td><td>Milwaukee</td><td>\$2,150.00</td><td>\$2,300.00</td><td>\$2,000.00</td><td>1.00000 EACH</td><td>2 Bids</td></tr><tr><td>025 - 20190312025</td><td>Washington</td><td>\$625.00</td><td>\$625.00</td><td>\$625.00</td><td>1.00000 EACH</td><td>3 Bids</td></tr><tr><td rowspan="2">02/12/2019</td><td>028 - 20190212028</td><td>Taylor</td><td>\$589.50</td><td>\$750.00</td><td>\$429.00</td><td>4.00000 EACH</td><td>2 Bids</td></tr><tr><td>029 - 20190212029</td><td>Kewaunee</td><td>\$510.00</td><td>\$510.00</td><td>\$510.00</td><td>2.00000 EACH</td><td>1 Bid</td></tr><tr><td rowspan="2">01/15/2019</td><td>009 - 20190115009</td><td>Sauk</td><td>\$500.00</td><td>\$550.00</td><td>\$250.00</td><td>2.00000 EACH</td><td>6 Bids</td></tr><tr><td>028 - 20190115028</td><td>Langlade</td><td>\$617.50</td><td>\$850.00</td><td>\$170.00</td><td>2.00000 EACH</td><td>4 Bids</td></tr><tr><td rowspan="2">12/11/2018</td><td>022 - 20181211022</td><td>Wood</td><td>\$700.00</td><td>\$700.00</td><td>\$700.00</td><td>5.00000 EACH</td><td>1 Bid</td></tr><tr><td>036 - 20181211036</td><td>Kenosha</td><td>\$695.50</td><td>\$910.00</td><td>\$586.00</td><td>4.00000 EACH</td><td>4 Bids</td></tr><tr><td rowspan="2">11/13/2018</td><td>011 - 20181113011</td><td>Vernon</td><td>\$550.00</td><td>\$700.00</td><td>\$500.00</td><td>3.00000 EACH</td><td>4 Bids</td></tr><tr><td>020 - 20181113020</td><td>Manitowoc</td><td>\$427.00</td><td>\$427.00</td><td>\$427.00</td><td>1.00000 EACH</td><td>4 Bids</td></tr><tr><td>07/10/2018</td><td>013 - 20180710013</td><td>Waupaca</td><td>\$641.67</td><td>\$700.00</td><td>\$550.00</td><td>2.00000 EACH</td><td>3 Bids</td></tr><tr><td>06/12/2018</td><td>017 - 20180612017</td><td>Price</td><td>\$650.00</td><td>\$650.00</td><td>\$650.00</td><td>1.00000 EACH</td><td>1 Bid</td></tr><tr><td>05/08/2018</td><td>026 - 20180508026</td><td>Wood</td><td>\$592.50</td><td>\$700.00</td><td>\$485.00</td><td>2.00000 EACH</td><td>2 Bids</td></tr><tr><td colspan="6">Total Quantity:</td><td>32.00000 EACH</td></tr></table>	Letting Date	Proposal	County	Proposal Average	Proposal High	Proposal Low	Quantity	Proposal Bid Count	03/12/2019	010 - 20190312010	Rock	\$957.29	\$957.29	\$957.29	2.00000 EACH	1 Bid	019 - 20190312019	Milwaukee	\$2,150.00	\$2,300.00	\$2,000.00	1.00000 EACH	2 Bids	025 - 20190312025	Washington	\$625.00	\$625.00	\$625.00	1.00000 EACH	3 Bids	02/12/2019	028 - 20190212028	Taylor	\$589.50	\$750.00	\$429.00	4.00000 EACH	2 Bids	029 - 20190212029	Kewaunee	\$510.00	\$510.00	\$510.00	2.00000 EACH	1 Bid	01/15/2019	009 - 20190115009	Sauk	\$500.00	\$550.00	\$250.00	2.00000 EACH	6 Bids	028 - 20190115028	Langlade	\$617.50	\$850.00	\$170.00	2.00000 EACH	4 Bids	12/11/2018	022 - 20181211022	Wood	\$700.00	\$700.00	\$700.00	5.00000 EACH	1 Bid	036 - 20181211036	Kenosha	\$695.50	\$910.00	\$586.00	4.00000 EACH	4 Bids	11/13/2018	011 - 20181113011	Vernon	\$550.00	\$700.00	\$500.00	3.00000 EACH	4 Bids	020 - 20181113020	Manitowoc	\$427.00	\$427.00	\$427.00	1.00000 EACH	4 Bids	07/10/2018	013 - 20180710013	Waupaca	\$641.67	\$700.00	\$550.00	2.00000 EACH	3 Bids	06/12/2018	017 - 20180612017	Price	\$650.00	\$650.00	\$650.00	1.00000 EACH	1 Bid	05/08/2018	026 - 20180508026	Wood	\$592.50	\$700.00	\$485.00	2.00000 EACH	2 Bids	Total Quantity:						32.00000 EACH					
Letting Date	Proposal	County	Proposal Average	Proposal High	Proposal Low	Quantity	Proposal Bid Count																																																																																																																								
03/12/2019	010 - 20190312010	Rock	\$957.29	\$957.29	\$957.29	2.00000 EACH	1 Bid																																																																																																																								
	019 - 20190312019	Milwaukee	\$2,150.00	\$2,300.00	\$2,000.00	1.00000 EACH	2 Bids																																																																																																																								
	025 - 20190312025	Washington	\$625.00	\$625.00	\$625.00	1.00000 EACH	3 Bids																																																																																																																								
02/12/2019	028 - 20190212028	Taylor	\$589.50	\$750.00	\$429.00	4.00000 EACH	2 Bids																																																																																																																								
	029 - 20190212029	Kewaunee	\$510.00	\$510.00	\$510.00	2.00000 EACH	1 Bid																																																																																																																								
01/15/2019	009 - 20190115009	Sauk	\$500.00	\$550.00	\$250.00	2.00000 EACH	6 Bids																																																																																																																								
	028 - 20190115028	Langlade	\$617.50	\$850.00	\$170.00	2.00000 EACH	4 Bids																																																																																																																								
12/11/2018	022 - 20181211022	Wood	\$700.00	\$700.00	\$700.00	5.00000 EACH	1 Bid																																																																																																																								
	036 - 20181211036	Kenosha	\$695.50	\$910.00	\$586.00	4.00000 EACH	4 Bids																																																																																																																								
11/13/2018	011 - 20181113011	Vernon	\$550.00	\$700.00	\$500.00	3.00000 EACH	4 Bids																																																																																																																								
	020 - 20181113020	Manitowoc	\$427.00	\$427.00	\$427.00	1.00000 EACH	4 Bids																																																																																																																								
07/10/2018	013 - 20180710013	Waupaca	\$641.67	\$700.00	\$550.00	2.00000 EACH	3 Bids																																																																																																																								
06/12/2018	017 - 20180612017	Price	\$650.00	\$650.00	\$650.00	1.00000 EACH	1 Bid																																																																																																																								
05/08/2018	026 - 20180508026	Wood	\$592.50	\$700.00	\$485.00	2.00000 EACH	2 Bids																																																																																																																								
Total Quantity:						32.00000 EACH																																																																																																																									



[Contacts](#) [Training Center](#) [Terms of Use](#) [Product Updates](#)

Welcome mason.simmons@dot.wi.gov



WIDOT Lettings Search Advantage Bid Tab Analysis Small Business Network

Logout April 15, 2019 06:23 AM CDT

Wisconsin Department of Transportation

Contact Bid Express

Bid Tab Analysis Search

Item: From: To:
☒ Smart Item Search
 Description:
 Proposal Items:
 County:
 Unit:
 Low Bidders:
 Quantity Range: From: To:
 Price Range: From: To:

Export (csv) | Export (tab)

Item #	Description	Average	High	Low	Unit	Bid Count																															
608.0315	Storm Sewer Pipe Reinforced Concrete Class III 15-Inch	\$104.76	\$155.00	\$84.00	LF	6 Bids																															
	<table><tr><th>Letting Date</th><th>Proposal</th><th>County</th><th>Proposal Average</th><th>Proposal High</th><th>Proposal Low</th><th>Quantity</th><th>Proposal Bid Count</th></tr><tr><td>03/12/2019</td><td>012 - 20190312012</td><td>Rock</td><td>\$99.29</td><td>\$114.58</td><td>\$84.00</td><td>9.00000 LF</td><td>2 Bids</td></tr><tr><td>02/13/2018</td><td>034 - 20180213034</td><td>Kenosha, Racine</td><td>\$107.50</td><td>\$155.00</td><td>\$90.00</td><td>8.00000 LF</td><td>4 Bids</td></tr><tr><td colspan="6">Total Quantity:</td><td>17.00000 LF</td><td></td></tr></table>	Letting Date	Proposal	County	Proposal Average	Proposal High	Proposal Low	Quantity	Proposal Bid Count	03/12/2019	012 - 20190312012	Rock	\$99.29	\$114.58	\$84.00	9.00000 LF	2 Bids	02/13/2018	034 - 20180213034	Kenosha, Racine	\$107.50	\$155.00	\$90.00	8.00000 LF	4 Bids	Total Quantity:						17.00000 LF					
Letting Date	Proposal	County	Proposal Average	Proposal High	Proposal Low	Quantity	Proposal Bid Count																														
03/12/2019	012 - 20190312012	Rock	\$99.29	\$114.58	\$84.00	9.00000 LF	2 Bids																														
02/13/2018	034 - 20180213034	Kenosha, Racine	\$107.50	\$155.00	\$90.00	8.00000 LF	4 Bids																														
Total Quantity:						17.00000 LF																															

[Contacts](#) [Training Center](#) [Terms of Use](#) [Product Updates](#)
 Copyright © 2019, Info Tech, Inc. All rights reserved.



Bid Tab Analysis Search

Item:	523.0514	From:	04/15/2016	To:	04/15/2019
	<input checked="" type="checkbox"/> Smart Item Search				
Description:	Any	Quantity Range:	From:	To:	
Proposal Items:	Any		Any	6	
County:	Any	Price Range:	From:	To:	
Unit:	Any		Any	Any	
Low Bidders:	Any				
		Search		Clear	

Export (csv) Export (tab)										
Item #	Description			Average		High	Low	Unit	Bid Count	
523.0514	Apron Endwalls for Culvert Pipe Reinforced Concrete Horizontal Elliptical 14x23-Inch			\$993.64		\$1,500.00	\$690.00	EACH	39 Bids	
	Letting Date	Proposal	County	Proposal Average	Proposal High	Proposal Low	Quantity	Proposal Bid Count		
	11/14/2017	037 - 20171114037	Racine	\$997.50	\$1,066.00	\$800.00	6.00000 EACH	8 Bids		
	08/08/2017	001 - 20170808001	Rock	\$936.04	\$1,014.32	\$793.81	4.00000 EACH	3 Bids		
	06/13/2017	035 - 20170613035	Langlade	\$1,390.00	\$1,500.00	\$950.00	2.00000 EACH	5 Bids		
	04/11/2017	006 - 20170411006	Columbia	\$930.00	\$960.00	\$900.00	2.00000 EACH	2 Bids		
	09 - 20161213009		Southeast Region Wide	\$909.00	\$1,127.00	\$800.00	4.00000 EACH	3 Bids		
	12/13/2016	016 - 20161213016	Brown, Outagamie	\$909.14	\$953.43	\$829.00	2.00000 EACH	3 Bids		
	11/08/2016	009 - 20161108009	Green	\$1,073.50	\$1,200.00	\$946.99	2.00000 EACH	2 Bids		
		030 - 20161108030	Washington	\$876.33	\$1,278.38	\$690.00	6.00000 EACH	9 Bids		
	05/10/2016	031 - 20160510031	Wood Portage	\$916.35	\$1,000.00	\$749.00	1.00000 EACH	4 Bids		
Total Quantity:							29.00000 EACH			

Bid Tab Analysis Search

Item:	522.1060	From:	04/15/2018	To:	04/15/2019
	<input checked="" type="checkbox"/> Smart Item Search				
Description:	Any	Quantity Range:	From:	To:	
Proposal Items:	Any		2	6	
County:	Any	Price Range:	From:	To:	
Unit:	Any		Any	Any	
Low Bidders:	Any				
		Search		Clear	

Export (csv) Export (tbl)										
Item #	Description			Average		High	Low	Unit	Bid Count	
→ 522.1060	Apron Endwalls for Culvert Pipe Reinforced Concrete 60-Inch			\$3,336.11		\$4,800.00	\$2,648.00	EACH	23 Bids	
	Letting Date	Proposal	County	Proposal Average	Proposal High	Proposal Low	Quantity	Proposal Bid Count		
		001 - 20190312001	Rock	\$3,690.48	\$3,690.48	\$3,690.48	2.00000 EACH	2 Bids		
03/12/2019		021 - 20190312021	Racine	\$3,342.22	\$3,364.65	\$3,331.00	3.00000 EACH	3 Bids		
		055 - 20190312055	Bayfield, Sawyer	\$3,500.00	\$3,500.00	\$3,500.00	2.00000 EACH	1 Bid		
01/15/2019		005 - 20190115005	Dodge	\$3,105.99	\$4,800.00	\$2,650.00	2.00000 EACH	6 Bids		
12/11/2018		031 - 20181211031	Jackson	\$3,750.00	\$3,750.00	\$3,750.00	2.00000 EACH	1 Bid		
11/13/2018		030 - 20181113030	St Croix	\$3,676.18	\$3,710.53	\$3,618.00	2.00000 EACH	3 Bids		
		031 - 20181113031	Sawyer	\$3,788.00	\$3,788.00	\$3,788.00	4.00000 EACH	1 Bid		
06/12/2018		001 - 20180612001	Rock	\$3,331.08	\$3,726.30	\$3,113.77	4.00000 EACH	4 Bids		
		009 - 20180612009	Columbia	\$2,648.00	\$2,648.00	\$2,648.00	2.00000 EACH	2 Bids		
Total Quantity:						23.00000 EACH				

Bid Tab Analysis Search

Item:	522.1042	From:	04/15/2018	To:	04/15/2019
Description:	<input checked="" type="checkbox"/> Smart Item Search	Quantity Range:	From: 2	To: 6	
Proposal Items:	Any	Price Range:	From: Any	To: Any	
County:	Any				
Unit:	Any				
Low Bidders:	Any				
		<input type="button" value="Search"/> <input type="button" value="Clear"/>			

Export (csv) | Export (tab)

Item #	Description	Average	High	Low	Unit	Bid Count	
522.1042	Apron Endwalls for Culvert Pipe Reinforced Concrete 42-Inch	\$1,666.16	\$3,000.00	\$1,093.00	EACH	23 Bids	
Letting Date	Proposal	County	Proposal Average	Proposal High	Proposal Low	Quantity	Proposal Bid Count
03/12/2019	001 - 20190312001	Rock	\$1,860.24	\$1,860.24	\$1,860.24	5.00000 EACH	2 Bids
	007 - 20190312007	Crawford	\$1,781.59	\$2,030.00	\$1,600.00	4.00000 EACH	3 Bids
	033 - 20190312033	Door, Kewaunee	\$1,550.00	\$1,550.00	\$1,550.00	4.00000 EACH	1 Bid
	055 - 20190312055	Bayfield, Sawyer	\$3,000.00	\$3,000.00	\$3,000.00	2.00000 EACH	1 Bid
12/11/2018	001 - 20181211001	Rock	\$1,656.00	\$1,656.00	\$1,656.00	6.00000 EACH	1 Bid
11/13/2018	001 - 20181113001	Dane	\$1,440.67	\$1,663.00	\$1,154.00	6.00000 EACH	3 Bids
	025 - 20181113025	Green Lake	\$1,679.59	\$1,734.17	\$1,625.00	4.00000 EACH	2 Bids
07/24/2018	001 - 20180724001	Milwaukee, Racine	\$1,908.49	\$2,416.98	\$1,400.00	4.00000 EACH	2 Bids
05/22/2018	001 - 20180522001	Kenosha, Racine	\$1,628.18	\$1,784.53	\$1,500.00	2.00000 EACH	3 Bids
05/08/2018	013 - 20180508013	Washington	\$1,333.54	\$1,500.00	\$1,093.00	4.00000 EACH	5 Bids
Total Quantity:						41.00000 EACH	

Bid Tab Analysis Search

Item:	522.1030	From:	04/15/2018	To:	04/15/2019
Description:	<input checked="" type="checkbox"/> Smart Item Search	Quantity Range:	From: 5	To: 15	
Proposal Items:	Any	Price Range:	From: Any	To: Any	
County:	Any				
Unit:	Any				
Low Bidders:	Any				
		<input type="button" value="Search"/> <input type="button" value="Clear"/>			

Export (csv) | Export (tab)

Item ^	Description	Average	High	Low	Unit	Bid Count																																																																																											
522.1030	Apron Endwalls for Culvert Pipe Reinforced Concrete 30-Inch	\$1,023.03	\$1,616.16	\$719.00	EACH	29 Bids																																																																																											
	<table><tr><th>Letting Date</th><th>Proposal</th><th>County</th><th>Proposal Average</th><th>Proposal High</th><th>Proposal Low</th><th>Quantity</th><th>Proposal Bid Count</th></tr><tr><td>01/15/2019</td><td>025 - 20190115025</td><td>Waupaca</td><td>\$930.00</td><td>\$930.00</td><td>\$930.00</td><td>6.00000 EACH</td><td>1 Bid</td></tr><tr><td>12/11/2018</td><td>001 - 20181211001</td><td>Rock</td><td>\$1,029.00</td><td>\$1,029.00</td><td>\$1,029.00</td><td>14.00000 EACH</td><td>1 Bid</td></tr><tr><td></td><td>027 - 20181211027</td><td>Dunn St Croix</td><td>\$1,010.67</td><td>\$1,150.00</td><td>\$820.00</td><td>12.00000 EACH</td><td>3 Bids</td></tr><tr><td>11/13/2018</td><td>001 - 20181113001</td><td>Dane</td><td>\$946.00</td><td>\$1,044.00</td><td>\$752.00</td><td>8.00000 EACH</td><td>3 Bids</td></tr><tr><td></td><td>030 - 20181113030</td><td>St Croix</td><td>\$1,275.72</td><td>\$1,616.16</td><td>\$1,011.00</td><td>6.00000 EACH</td><td>3 Bids</td></tr><tr><td>07/24/2018</td><td>001 - 20180724001</td><td>Milwaukee, Racine</td><td>\$1,074.06</td><td>\$1,348.12</td><td>\$800.00</td><td>11.00000 EACH</td><td>2 Bids</td></tr><tr><td>07/10/2018</td><td>010 - 20180710010</td><td>Waukesha</td><td>\$880.50</td><td>\$950.00</td><td>\$811.00</td><td>5.00000 EACH</td><td>2 Bids</td></tr><tr><td>06/12/2018</td><td>001 - 20180612001</td><td>Rock</td><td>\$1,028.18</td><td>\$1,277.37</td><td>\$895.83</td><td>12.00000 EACH</td><td>4 Bids</td></tr><tr><td>05/22/2018</td><td>002 - 20180522002</td><td>Racine</td><td>\$1,134.02</td><td>\$1,380.09</td><td>\$1,000.00</td><td>5.00000 EACH</td><td>5 Bids</td></tr><tr><td>05/08/2018</td><td>013 - 20180508013</td><td>Washington</td><td>\$863.96</td><td>\$950.00</td><td>\$719.00</td><td>5.00000 EACH</td><td>5 Bids</td></tr><tr><td colspan="2"></td><td colspan="2">Total Quantity:</td><td colspan="3">84.00000 EACH</td><td></td></tr></table>	Letting Date	Proposal	County	Proposal Average	Proposal High	Proposal Low	Quantity	Proposal Bid Count	01/15/2019	025 - 20190115025	Waupaca	\$930.00	\$930.00	\$930.00	6.00000 EACH	1 Bid	12/11/2018	001 - 20181211001	Rock	\$1,029.00	\$1,029.00	\$1,029.00	14.00000 EACH	1 Bid		027 - 20181211027	Dunn St Croix	\$1,010.67	\$1,150.00	\$820.00	12.00000 EACH	3 Bids	11/13/2018	001 - 20181113001	Dane	\$946.00	\$1,044.00	\$752.00	8.00000 EACH	3 Bids		030 - 20181113030	St Croix	\$1,275.72	\$1,616.16	\$1,011.00	6.00000 EACH	3 Bids	07/24/2018	001 - 20180724001	Milwaukee, Racine	\$1,074.06	\$1,348.12	\$800.00	11.00000 EACH	2 Bids	07/10/2018	010 - 20180710010	Waukesha	\$880.50	\$950.00	\$811.00	5.00000 EACH	2 Bids	06/12/2018	001 - 20180612001	Rock	\$1,028.18	\$1,277.37	\$895.83	12.00000 EACH	4 Bids	05/22/2018	002 - 20180522002	Racine	\$1,134.02	\$1,380.09	\$1,000.00	5.00000 EACH	5 Bids	05/08/2018	013 - 20180508013	Washington	\$863.96	\$950.00	\$719.00	5.00000 EACH	5 Bids			Total Quantity:		84.00000 EACH			
Letting Date	Proposal	County	Proposal Average	Proposal High	Proposal Low	Quantity	Proposal Bid Count																																																																																										
01/15/2019	025 - 20190115025	Waupaca	\$930.00	\$930.00	\$930.00	6.00000 EACH	1 Bid																																																																																										
12/11/2018	001 - 20181211001	Rock	\$1,029.00	\$1,029.00	\$1,029.00	14.00000 EACH	1 Bid																																																																																										
	027 - 20181211027	Dunn St Croix	\$1,010.67	\$1,150.00	\$820.00	12.00000 EACH	3 Bids																																																																																										
11/13/2018	001 - 20181113001	Dane	\$946.00	\$1,044.00	\$752.00	8.00000 EACH	3 Bids																																																																																										
	030 - 20181113030	St Croix	\$1,275.72	\$1,616.16	\$1,011.00	6.00000 EACH	3 Bids																																																																																										
07/24/2018	001 - 20180724001	Milwaukee, Racine	\$1,074.06	\$1,348.12	\$800.00	11.00000 EACH	2 Bids																																																																																										
07/10/2018	010 - 20180710010	Waukesha	\$880.50	\$950.00	\$811.00	5.00000 EACH	2 Bids																																																																																										
06/12/2018	001 - 20180612001	Rock	\$1,028.18	\$1,277.37	\$895.83	12.00000 EACH	4 Bids																																																																																										
05/22/2018	002 - 20180522002	Racine	\$1,134.02	\$1,380.09	\$1,000.00	5.00000 EACH	5 Bids																																																																																										
05/08/2018	013 - 20180508013	Washington	\$863.96	\$950.00	\$719.00	5.00000 EACH	5 Bids																																																																																										
		Total Quantity:		84.00000 EACH																																																																																													

Bid Tab Analysis Search

Item:	522.1018	From:	04/15/2018	To:	04/15/2019
Description:	Smart Item Search	From:	14	To:	42
Proposal Items:	Any	From:	Any	To:	Any
County:	Any	From:	Any	To:	Any
Unit:	Any	From:	Any	To:	Any
Low Bidders:	Any	From:	Any	To:	Any
		Search		Clear	

Export (csv) Export (tab)								
Item #	Description		Average		High	Low	Unit	Bid Count
522.1018	Apron Endwalls for Culvert Pipe Reinforced Concrete 18-Inch		\$849.04		\$1,253.82	\$663.00	EACH	11 Bids
Letting Date		Proposal	County	Proposal Average	Proposal High	Proposal Low	Quantity	Proposal Bid Count
07/24/2018		001 - 20180724001	Milwaukee, Racine	\$930.08	\$1,160.15	\$700.00	18.00000 EACH	2 Bids
07/10/2018		010 - 20180710010	Waukesha	\$719.00	\$775.00	\$663.00	22.00000 EACH	2 Bids
06/12/2018		001 - 20180612001	Rock	\$771.86	\$895.74	\$725.47	38.00000 EACH	4 Bids
05/22/2018		001 - 20180522001	Kenosha, Racine	\$984.61	\$1,253.82	\$800.00	16.00000 EACH	3 Bids
Total Quantity:							94.00000 EACH	

Bid Tab Analysis Search

Item:	209.0100	From:	04/15/2013	To:	04/15/2019
Description:	Smart Item Search	From:	27281	To:	81844
Proposal Items:	Any	From:	Any	To:	Any
County:	Any	From:	Any	To:	Any
Unit:	Any	From:	Any	To:	Any
Low Bidders:	Any	From:	Any	To:	Any
		Search		Clear	

Export (csv) Export (tab)								
Item #	Description			Average	High	Low	Unit	Bid Count
209.0100	BACKFILL GRANULAR			\$13.70	\$30.15	\$4.36	CY	18 Bids
Letting Date	Proposal	County	Proposal Average	Proposal High	Proposal Low	Quantity	Proposal Bid Count	
03/10/2015	002 - 20150310002	Dane	\$11.67	\$15.90	\$7.76	30,153.00000 CY	7 Bids	
08/26/2014	001 - 20140826001	MILWAUKEE	\$21.08	\$30.15	\$12.00	41,796.00000 CY	2 Bids	
09/10/2013	003 - 20130910003	MILWAUKEE	\$20.69	\$30.00	\$10.00	74,040.00000 CY	5 Bids	
05/14/2013	045 - 20130514045	VILAS	\$4.85	\$6.02	\$4.36	44,000.00000 CY	4 Bids	
Total Quantity:						189,989.00000 CY		

Bid Tab Analysis Search

Item:	204.0180	From:	04/15/2018	To:	04/15/2019
Description:	<input checked="" type="checkbox"/> Smart Item Search	From:	Any	To:	Any
Proposal Items:	Any	From:	Any	To:	Any
County:	brown, calumet, winnebago, outagamie, sheboygan, fond du lac	From:	Any	To:	Any
Unit:	Any	From:	Any	To:	Any
Low Bidders:	Any	From:	Any	To:	Any

[Search](#) [Clear](#)

[Export \(csv\)](#)
[Export \(tab\)](#)

Item	Description	Average	High	Low	Unit	Bid Count
204.0180	Removing Delineators and Markers	\$15.00	\$15.00	\$15.00	EACH	3 Bids
	<div> <div>Letting Date</div> <div>Proposal</div> <div>County</div> <div>Proposal Average</div> <div>Proposal High</div> <div>Proposal Low</div> <div>Quantity</div> <div>Proposal Bid Count</div> </div>					
	<div> <div>02/12/2019</div> <div>011 - 20190212011</div> <div>Brown</div> <div>\$15.00</div> <div>\$15.00</div> <div>\$15.00</div> <div>2.00000 EACH</div> <div>3 Bids</div> </div>					
		</				

Bid Tab Analysis Search

Item:	204.0170	From:	04/15/2017	To:	04/15/2019
Description:	<input checked="" type="checkbox"/> Smart Item Search	From:	Any	To:	Any
Proposal Items:	Any	From:	Any	To:	Any
County:	brown, calumet, winnebago, outagamie, sheboygan, fond du lac	From:	Any	To:	Any
Unit:	Any	From:	Any	To:	Any
Low Bidders:	Any	From:	Any	To:	Any

[Search](#) [Clear](#)

[Export \(csv\)](#) | [Export \(tab\)](#)

Item	Description			Average	High	Low	Unit	Bid Count
204.0170	Removing Fence			\$1.11	\$1.50	\$1.00	LF	9 Bids
	Letting Date	Proposal	County	Proposal Average	Proposal High	Proposal Low	Quantity	Proposal Bid Count
	03/13/2018	029 - 20180313029	Calumet, Winnebago	\$1.50	\$1.50	\$1.50	9,960.00000 LF	2 Bids
	12/12/2017	001 - 20171212001	Outagamie	\$1.00	\$1.00	\$1.00	5,050.00000 LF	3 Bids
	06/13/2017	030 - 20170613030	Winnebago	\$1.00	\$1.00	\$1.00	4,229.00000 LF	4 Bids
				Total Quantity:		19,239.00000 LF		



Welcome **william.bertrand@dot.wi.gov!**
Logout



Wisconsin Department of Transportation

Bid Tab Analysis Search

Bid Tab Analysis Search

Item:	<input type="text" value="205.0100"/>	Date Range:	From: <input type="text" value="11/01/2017"/>	To: <input type="text" value="05/06/2019"/>
	<input checked="" type="checkbox"/> Smart Item Search			
Description:	<input type="text" value="Any"/>	Quantity Range:	From: <input type="text" value="490000"/>	To: <input type="text" value="1100000"/>
Proposal Items:	<input type="text" value="Any"/>			
County:	<input type="text" value="Any"/>	Price Range:	From: <input type="text" value="0.1"/>	To: <input type="text" value="Any"/>
Unit:	<input type="text" value="Any"/>			
Low Bidders:	<input type="text" value="2"/>			
			<input type="button" value="Search"/>	<input type="button" value="Clear"/>

[Export \(csv\)](#) | [Export \(tab\)](#)

Item ▲	Description	Average	High	Low	Unit	Bid Count
205.0100	Excavation Common **P**	\$4.35	\$5.00	\$3.70	CY	2 Bids
205.0100	Excavation Common	\$4.86	\$10.76	\$2.00	CY	12 Bids

Letting Date	Proposal	County	Proposal Average	Proposal High	Proposal Low	Quantity	Proposal Bid Count
04/09/2019	017 - 20190409017	Sheboygan	\$6.98	\$10.76	\$3.20	499,538.00000 CY	2 Bids
12/11/2018	027 - 20181211027	Dunn St Croix	\$5.28	\$7.55	\$3.00	573,693.00000 CY	2 Bids
11/13/2018	001 - 20181113001	Dane	\$5.14	\$6.47	\$3.81	526,978.00000 CY	2 Bids
06/12/2018	001 - 20180612001	Rock	\$5.33	\$5.33	\$5.33	637,460.00000 CY	2 Bids
05/08/2018	013 - 20180508013	Washington	\$4.43	\$4.74	\$4.13	625,149.00000 CY	2 Bids
01/09/2018	001 - 20180109001	Dane	\$2.00	\$2.00	\$2.00	540,084.00000 CY	2 Bids
Total Quantity:						3,402,902.00000 CY	

Copyright © 2019, Info Tech, Inc. All rights reserved.



Welcome william.bertrand@dot.wi.gov
Logout



MyBidx



Messages



Help

Wisconsin Department of Transportation

Bid Tab Analysis Search

Bid Tab Analysis Search

Item: <input type="text" value="208.11"/>	Date Range:
<input checked="" type="checkbox"/> Smart Item Search	From: <input type="text" value="11/01/2017"/> To: <input type="text" value="05/06/2019"/>
Description: <input type="text" value="Any"/>	Quantity Range:
Proposal Items: <input type="text" value="Any"/>	From: <input type="text" value="25000"/> To: <input type="text" value="100000"/>
County: <input type="text" value="Any"/>	Price Range:
Unit: <input type="text" value="Any"/>	From: <input type="text" value="0.1"/> To: <input type="text" value="25"/>
Low Bidders: <input type="text" value="2"/>	
<input type="button" value="Search"/>	<input type="button" value="Clear"/>

[Export \(csv\)](#) | [Export \(tab\)](#)

Item	Description	Average	High	Low	Unit	Bid Count
208.0100	Borrow	\$6.87	\$6.87	\$6.87	CY	2 Bids
208.1100	Select Borrow	\$8.30	\$14.10	\$0.10	CY	10 Bids

Letting Date	Proposal	County	Proposal Average	Proposal High	Proposal Low	Quantity	Proposal Bid Count
04/09/2019	017 - 20190409017	Sheboygan	\$7.70	\$7.70	\$7.70	90,848.00000 CY	1 Bid
06/12/2018	001 - 20180612001	Rock	\$10.61	\$12.64	\$8.57	48,450.00000 CY	2 Bids
03/13/2018	001 - 20180313001	Rock	\$9.25	\$9.25	\$9.25	30,879.00000 CY	1 Bid
01/09/2018	001 - 20180109001	Dane	\$4.40	\$4.40	\$4.40	37,003.00000 CY	1 Bid
12/12/2017	002 - 20171212002	Dane	\$6.89	\$6.89	\$6.89	26,164.00000 CY	1 Bid
11/14/2017	022 - 20171114022	Dunn	\$9.69	\$9.69	\$9.69	80,849.00000 CY	2 Bids
	036 - 20171114036	Racine	\$7.10	\$14.10	\$0.10	74,936.00000 CY	2 Bids
Total Quantity:						389,129.00000 CY	

208.2110.S	Fly Ash Subgrade Stabilization	\$9.25	\$9.25	\$9.25	SY	2 Bids
------------	--------------------------------	--------	--------	--------	----	--------

Copyright © 2019, Info Tech, Inc. All rights reserved.



Welcome [william.bertrand@dot.wi.gov](#)!
Logout



Wisconsin Department of Transportation

Bid Tab Analysis Search

Bid Tab Analysis Search

Item:	<input type="text" value="305.0120"/>	Date Range:	From: <input type="text" value="11/01/2017"/>	To: <input type="text" value="05/06/2019"/>
	<input checked="" type="checkbox"/> Smart Item Search			
Description:	<input type="text" value="Any"/>	Quantity Range:	From: <input type="text" value="125000"/>	To: <input type="text" value="300000"/>
Proposal Items:	<input type="text" value="Any"/>			
County:	<input type="text" value="Any"/>	Price Range:	From: <input type="text" value="0.1"/>	To: <input type="text" value="Any"/>
Unit:	<input type="text" value="Any"/>			
Low Bidders:	<input type="text" value="2"/>			
			<input type="button" value="Search"/>	<input type="button" value="Clear"/>

[Export \(csv\)](#) | [Export \(tab\)](#)

Item	Description		Average	High	Low	Unit	Bid Count
305.0120	Base Aggregate Dense 1 1/4-Inch		\$8.52	\$15.00	\$5.00	TON	21 Bids
Letting Date	Proposal	County	Proposal Average	Proposal High	Proposal Low	Quantity	Proposal Bid Count
12/11/2018	001 - 20181211001	Rock	\$11.87	\$11.87	\$11.87	287,417.00000 TON	1 Bid
11/13/2018	001 - 20181113001	Dane	\$7.02	\$8.49	\$5.55	186,782.00000 TON	2 Bids
08/14/2018	001 - 20180814001	Iowa	\$6.10	\$6.10	\$6.10	140,500.00000 TON	2 Bids
07/10/2018	003 - 20180710003	Green	\$6.96	\$7.30	\$6.63	180,571.00000 TON	2 Bids
	010 - 20180710010	Waukesha	\$14.73	\$15.00	\$14.46	125,663.00000 TON	2 Bids
06/12/2018	001 - 20180612001	Rock	\$8.21	\$9.84	\$6.58	194,951.00000 TON	2 Bids
05/08/2018	013 - 20180508013	Washington	\$6.69	\$7.07	\$6.31	150,385.00000 TON	2 Bids
01/09/2018	001 - 20180109001	Dane	\$7.57	\$8.23	\$6.91	167,141.00000 TON	2 Bids
12/12/2017	008 - 20171212008	Crawford	\$7.00	\$8.99	\$5.00	147,061.00000 TON	2 Bids
11/14/2017	022 - 20171114022	Dunn	\$9.55	\$9.55	\$9.55	228,718.00000 TON	2 Bids
	036 - 20171114036	Racine	\$9.72	\$12.65	\$6.80	151,085.00000 TON	2 Bids
Total Quantity:						1,960,274.00000 TON	

Copyright © 2019, Info Tech, Inc. All rights reserved.



Welcome **william.bertrand@dot.wi.gov!**
Logout



Wisconsin Department of Transportation

Bid Tab Analysis Search

Bid Tab Analysis Search

Item:	<input type="text" value="311.0110"/>	Date Range:	From: <input type="text" value="11/01/2017"/>	To: <input type="text" value="05/06/2019"/>
	<input checked="" type="checkbox"/> Smart Item Search			
Description:	<input type="text" value="Any"/>	Quantity Range:	From: <input type="text" value="20000"/>	To: <input type="text" value="175000"/>
Proposal Items:	<input type="text" value="Any"/>			
County:	<input type="text" value="Any"/>	Price Range:	From: <input type="text" value="0.1"/>	To: <input type="text" value="Any"/>
Unit:	<input type="text" value="Any"/>			
Low Bidders:	<input type="text" value="2"/>			
			<input type="button" value="Search"/>	<input type="button" value="Clear"/>

[Export \(csv\)](#) | [Export \(tab\)](#)

Item	Description	Average	High	Low	Unit	Bid Count
311.0110	Breaker Run	\$14.75	\$25.25	\$7.28	TON	38 Bids

Letting Date	Proposal	County	Proposal Average	Proposal High	Proposal Low	Quantity	Proposal Bid Count
	007 - 20190312007	Crawford	\$8.12	\$8.95	\$7.28	22,320.00000 TON	2 Bids
	021 - 20190312021	Racine	\$22.19	\$22.90	\$21.48	86,131.00000 TON	2 Bids
03/12/2019	035 - 20190312035	Brown	\$12.24	\$12.40	\$12.08	27,297.00000 TON	2 Bids
	040 - 20190312040	Sheboygan	\$11.92	\$11.92	\$11.92	25,350.00000 TON	2 Bids
	064 - 20190312064	Manitowoc	\$12.65	\$12.65	\$12.65	43,870.00000 TON	1 Bid
01/15/2019	016 - 20190115016	Racine	\$24.43	\$25.25	\$23.62	64,094.00000 TON	2 Bids
	018 - 20181113018	Racine	\$15.51	\$22.12	\$8.90	101,167.00000 TON	2 Bids
11/13/2018	022 - 20181113022	Fond Du Lac	\$11.65	\$12.30	\$11.00	23,050.00000 TON	2 Bids
09/11/2018	005 - 20180911005	Racine	\$18.91	\$20.57	\$17.25	63,625.00000 TON	2 Bids
07/10/2018	010 - 20180710010	Waukesha	\$15.67	\$15.75	\$15.59	86,200.00000 TON	2 Bids
	005 - 20180612005	Racine	\$22.43	\$22.43	\$22.43	109,203.00000 TON	1 Bid
06/12/2018	006 - 20180612006	Racine	\$18.24	\$18.65	\$17.83	42,993.00000 TON	2 Bids
05/22/2018	001 - 20180522001	Kenosha, Racine	\$20.07	\$20.15	\$20.00	22,197.00000 TON	2 Bids
05/08/2018	019 - 20180508019	Fond Du Lac	\$9.38	\$9.50	\$9.25	22,080.00000 TON	2 Bids
02/13/2018	009 - 20180213009	Racine	\$12.12	\$14.80	\$9.44	25,380.00000 TON	2 Bids

Item ▲	Description		Average	High	Low	Unit	Bid Count
12/12/2017	001 - 20171212001	Outagamie	\$10.62	\$10.78	\$10.45	60,000.00000 TON	2 Bids
	013 - 20171212013	Waukesha	\$15.21	\$15.50	\$14.92	26,113.00000 TON	2 Bids
	014 - 20171212014	Brown, Oconto	\$10.20	\$10.20	\$10.20	33,210.00000 TON	2 Bids
	019 - 20171212019	Winnebago	\$9.97	\$10.00	\$9.95	30,220.00000 TON	2 Bids
11/14/2017	036 - 20171114036	Racine	\$16.27	\$16.64	\$15.91	28,067.00000 TON	2 Bids
Total Quantity:						942,567.00000 TON	

Copyright © 2019, Info Tech, Inc. All rights reserved.



Welcome [william.bertrand@dot.wi.gov](#)!
Logout



Wisconsin Department of Transportation

Bid Tab Analysis Search

Bid Tab Analysis Search

Item:	<input type="text" value="312.0110"/>	Date Range:	From:	To:
	<input checked="" type="checkbox"/> Smart Item Search		<input type="text" value="12/01/2017"/>	<input type="text" value="05/06/2019"/>
Description:	<input type="text" value="Any"/>	Quantity Range:	From:	To:
Proposal Items:	<input type="text" value="Any"/>		<input type="text" value="30000"/>	<input type="text" value="175000"/>
County:	<input type="text" value="Any"/>	Price Range:	From:	To:
Unit:	<input type="text" value="Any"/>		<input type="text" value="0.1"/>	<input type="text" value="Any"/>
Low Bidders:	<input type="text" value="2"/>			
			<input type="button" value="Search"/>	<input type="button" value="Clear"/>

[Export \(csv\)](#) | [Export \(tab\)](#)

Item ▲	Description	Average	High	Low	Unit	Bid Count
312.0110	Select Crushed Material	\$10.86	\$16.90	\$5.00	TON	9 Bids

Letting Date	Proposal	County	Proposal Average	Proposal High	Proposal Low	Quantity	Proposal Bid Count
11/13/2018	005 - 20181113005	Dane	\$16.90	\$16.90	\$16.90	109,357.00000 TON	1 Bid
	030 - 20181113030	St Croix	\$12.80	\$13.71	\$11.90	89,032.00000 TON	2 Bids
02/13/2018	003 - 20180213003	Dane	\$8.79	\$8.80	\$8.79	44,947.00000 TON	2 Bids
12/12/2017	008 - 20171212008	Crawford	\$6.83	\$8.66	\$5.00	95,298.00000 TON	2 Bids
	010 - 20171212010	Waukesha	\$12.00	\$12.00	\$12.00	39,537.00000 TON	2 Bids
Total Quantity:						378,171.00000 TON	

Copyright © 2019, Info Tech, Inc. All rights reserved.



Welcome **william.bertrand@dot.wi.gov!**
Logout



Wisconsin Department of Transportation

Bid Tab Analysis Search

Bid Tab Analysis Search

Item:	<input type="text" value="460.5223"/>	Date Range:	From: <input type="text" value="01/01/2018"/>	To: <input type="text" value="05/06/2019"/>
	<input checked="" type="checkbox"/> Smart Item Search			
Description:	<input type="text" value="Any"/>	Quantity Range:	From: <input type="text" value="500"/>	To: <input type="text" value="2000"/>
Proposal Items:	<input type="text" value="Any"/>			
County:	<input type="text" value="Any"/>	Price Range:	From: <input type="text" value="0.1"/>	To: <input type="text" value="Any"/>
Unit:	<input type="text" value="Any"/>			
Low Bidders:	<input type="text" value="2"/>			
			<input type="button" value="Search"/>	<input type="button" value="Clear"/>

[Export \(csv\)](#) | [Export \(tab\)](#)

Item	Description	Average	High	Low	Unit	Bid Count
460.5223	HMA Pavement 3 LT 58-28 S	\$70.91	\$90.00	\$53.83	TON	45 Bids

Letting Date	Proposal	County	Proposal Average	Proposal High	Proposal Low	Quantity	Proposal Bid Count
	007 - 20190409007	Juneau	\$64.72	\$64.72	\$64.72	1,533.00000 TON	2 Bids
04/09/2019	026 - 20190409026	Shawano	\$66.20	\$72.80	\$59.60	700.00000 TON	2 Bids
	033 - 20190409033	Columbia	\$65.37	\$65.74	\$65.00	1,537.00000 TON	2 Bids
	001 - 20190312001	Rock	\$71.56	\$71.56	\$71.56	802.00000 TON	2 Bids
03/12/2019	013 - 20190312013	Dodge	\$62.20	\$62.20	\$62.20	1,200.00000 TON	2 Bids
	023 - 20190312023	Waukesha	\$59.00	\$59.00	\$59.00	1,593.00000 TON	2 Bids
02/12/2019	011 - 20190212011	Brown	\$62.23	\$65.65	\$58.80	861.00000 TON	2 Bids
01/15/2019	007 - 20190115007	Jefferson	\$68.00	\$68.00	\$68.00	1,442.00000 TON	2 Bids
	018 - 20190115018	Winnebago	\$79.50	\$79.50	\$79.50	630.00000 TON	2 Bids
12/11/2018	010 - 20181211010	Iowa	\$89.80	\$89.80	\$89.80	615.00000 TON	2 Bids
11/13/2018	023 - 20181113023	Calumet	\$85.00	\$85.00	\$85.00	620.00000 TON	2 Bids
09/11/2018	004 - 20180911004	Waukesha	\$61.00	\$61.00	\$61.00	1,000.00000 TON	2 Bids
	005 - 20180911005	Racine	\$78.20	\$79.00	\$77.40	1,555.00000 TON	2 Bids
07/24/2018	001 - 20180724001	Milwaukee, Racine	\$67.75	\$68.75	\$66.75	1,074.00000 TON	2 Bids
05/22/2018	002 - 20180522002	Racine	\$73.65	\$73.65	\$73.65	627.00000 TON	2 Bids

Item ▲	Description	Average	High	Low	Unit	Bid Count
	006 - 20180508006 Iowa	\$72.00	\$72.00	\$72.00	1,796.00000 TON	2 Bids
05/08/2018	019 - 20180508019 Fond Du Lac	\$72.40	\$72.40	\$72.40	584.00000 TON	2 Bids
	042 - 20180508042 Dunn	\$72.61	\$72.61	\$72.61	1,826.00000 TON	2 Bids
	004 - 20180313004 Rock	\$53.83	\$53.83	\$53.83	1,850.00000 TON	2 Bids
03/13/2018	008 - 20180313008 Dane	\$60.00	\$60.00	\$60.00	759.00000 TON	2 Bids
	011 - 20180313011 La Crosse	\$80.76	\$80.76	\$80.76	591.00000 TON	2 Bids
02/13/2018	006 - 20180213006 La Crosse	\$79.65	\$79.65	\$79.65	1,048.00000 TON	1 Bid
01/09/2018	027 - 20180109027 Trempealeau	\$89.93	\$90.00	\$89.86	630.00000 TON	2 Bids
Total Quantity:					24,873.00000 TON	

Copyright © 2019, Info Tech, Inc. All rights reserved.



Welcome [william.bertrand@dot.wi.gov!](#)
Logout




Wisconsin Department of Transportation
Bid Tab Analysis Search

Bid Tab Analysis Search

Item: <input type="text" value="460.5224"/>	Date Range: From: <input type="text" value="01/01/2018"/> To: <input type="text" value="05/06/2019"/>
<input checked="" type="checkbox"/> Smart Item Search	
Description: <input type="text" value="Any"/>	Quantity Range: From: <input type="text" value="500"/> To: <input type="text" value="2000"/>
Proposal Items: <input type="text" value="Any"/>	
County: <input type="text" value="Any"/>	Price Range: From: <input type="text" value="0.1"/> To: <input type="text" value="100"/>
Unit: <input type="text" value="Any"/>	
Low Bidders: <input type="text" value="2"/>	
<input type="button" value="Search"/>	<input type="button" value="Clear"/>

[Export \(csv\)](#) | [Export \(tab\)](#)

Item 	Description		Average	High	Low	Unit	Bid Count
460.5224	HMA Pavement 4 LT 58-28 S		\$76.67	\$96.36	\$57.76	TON	42 Bids
Letting Date	Proposal	County	Proposal Average	Proposal High	Proposal Low	Quantity	Proposal Bid Count
04/09/2019	007 - 20190409007	Juneau	\$71.43	\$71.43	\$71.43	1,016.00000 TON	2 Bids
	017 - 20190409017	Sheboygan	\$79.90	\$79.90	\$79.90	1,653.00000 TON	2 Bids
	021 - 20190409021	Waupaca, Wood	\$96.36	\$96.36	\$96.36	1,372.00000 TON	2 Bids
	033 - 20190409033	Columbia	\$71.25	\$73.00	\$69.50	1,921.00000 TON	2 Bids
03/12/2019	010 - 20190312010	Rock	\$82.22	\$82.22	\$82.22	610.00000 TON	1 Bid
	013 - 20190312013	Dodge	\$68.40	\$68.40	\$68.40	1,410.00000 TON	2 Bids
	046 - 20190312046	Shawano	\$81.55	\$81.55	\$81.55	780.00000 TON	2 Bids
02/12/2019	011 - 20190212011	Brown	\$71.33	\$74.75	\$67.90	641.00000 TON	2 Bids
01/15/2019	018 - 20190115018	Winnebago	\$88.70	\$88.70	\$88.70	500.00000 TON	2 Bids
12/11/2018	012 - 20181211012	La Crosse	\$85.47	\$85.47	\$85.47	1,479.00000 TON	2 Bids
	017 - 20181211017	Winnebago	\$64.58	\$64.90	\$64.25	1,653.00000 TON	2 Bids
11/13/2018	004 - 20181113004	Columbia, Dane, Dodge	\$84.40	\$85.90	\$82.90	1,030.00000 TON	2 Bids
	017 - 20181113017	Milwaukee	\$67.35	\$67.35	\$67.35	1,880.00000 TON	2 Bids
09/11/2018	004 - 20180911004	Waukesha	\$73.00	\$73.00	\$73.00	645.00000 TON	2 Bids
	005 - 20180911005	Racine	\$84.97	\$90.10	\$79.85	1,145.00000 TON	2 Bids
07/24/2018	001 - 20180724001	Milwaukee, Racine	\$75.06	\$76.17	\$73.95	744.00000 TON	2 Bids

Item ▲	Description	Average	High	Low	Unit	Bid Count
06/12/2018	006 - 20180612006 Racine	\$72.00	\$72.00	\$72.00	1,610.00000 TON	2 Bids
05/08/2018	006 - 20180508006 Iowa	\$72.00	\$72.00	\$72.00	1,400.00000 TON	2 Bids
	017 - 20180508017 Kewaunee	\$79.20	\$79.20	\$79.20	1,935.00000 TON	2 Bids
03/13/2018	004 - 20180313004 Rock	\$57.76	\$57.76	\$57.76	1,455.00000 TON	2 Bids
	042 - 20180313042 Chippewa	\$84.61	\$86.68	\$82.55	1,543.00000 TON	2 Bids
02/13/2018	006 - 20180213006 La Crosse	\$79.09	\$79.09	\$79.09	815.00000 TON	1 Bid
Total Quantity:					27,237.00000 TON	
460.5224	HMA Pavement 4 LT 58-28 S 02. Leveling/Wedge Layer	\$59.65	\$65.00	\$54.29	TON	2 Bids

Copyright © 2019, Info Tech, Inc. All rights reserved.



Welcome [william.bertrand@dot.wi.gov!](#)
Logout




Wisconsin Department of Transportation

Bid Tab Analysis Search

Bid Tab Analysis Search

Item: <input type="text" value="511.1200"/>	Date Range:	
<input checked="" type="checkbox"/> Smart Item Search	From: <input type="text" value="01/01/2018"/>	To: <input type="text" value="05/06/2019"/>
Description: <input type="text" value="Any"/>	Quantity Range:	
Proposal Items: <input type="text" value="Any"/>	From: <input type="text" value="2500"/>	To: <input type="text" value="10000"/>
County: <input type="text" value="Any"/>	Price Range:	
Unit: <input type="text" value="Any"/>	From: <input type="text" value="5"/>	To: <input type="text" value="Any"/>
Low Bidders: <input type="text" value="2"/>		
<input type="button" value="Search"/>		<input type="button" value="Clear"/>

[Export \(csv\)](#) | [Export \(tab\)](#)

Item 	Description		Average	High	Low	Unit	Bid Count	
511.1200	Temporary Shoring (structure) 015. B-30-114		\$35.68	\$36.00	\$35.36	SF	2 Bids	
Letting Date	Proposal	County	Proposal Average	Proposal High	Proposal Low	Quantity	Proposal Bid Count	
	05/22/2018	001 - 20180522001	Kenosha, Racine	\$35.68	\$36.00	\$35.36	2,655.00000 SF	2 Bids
	Total Quantity:						2,655.00000 SF	
511.1200	Temporary Shoring (structure) 013. B-51-124		\$28.68	\$35.36	\$22.00	SF	2 Bids	
Letting Date	Proposal	County	Proposal Average	Proposal High	Proposal Low	Quantity	Proposal Bid Count	
	05/22/2018	001 - 20180522001	Kenosha, Racine	\$28.68	\$35.36	\$22.00	4,840.00000 SF	2 Bids
	Total Quantity:						4,840.00000 SF	
511.1200	Temporary Shoring (structure) 008. B-51-126		\$27.18	\$35.36	\$19.00	SF	2 Bids	

Item ▲	Description		Average	High	Low	Unit	Bid Count
Letting Date	Proposal	County	Proposal Average	Proposal High	Proposal Low	Quantity	Proposal Bid Count
05/22/2018	001 - 20180522001	Kenosha, Racine	\$27.18	\$35.36	\$19.00	4,375.00000 SF	2 Bids
						Total Quantity: 4,375.00000 SF	
511.1200	Temporary Shoring (structure) 001. B-30-110		\$24.18	\$35.36	\$13.00	SF	2 Bids
Letting Date	Proposal	County	Proposal Average	Proposal High	Proposal Low	Quantity	Proposal Bid Count
05/22/2018	001 - 20180522001	Kenosha, Racine	\$24.18	\$35.36	\$13.00	3,080.00000 SF	2 Bids
						Total Quantity: 3,080.00000 SF	
511.1200	Temporary Shoring (structure) 011. B-51-137		\$34.73	\$36.00	\$33.47	SF	2 Bids
Letting Date	Proposal	County	Proposal Average	Proposal High	Proposal Low	Quantity	Proposal Bid Count
05/22/2018	002 - 20180522002	Racine	\$34.73	\$36.00	\$33.47	3,498.00000 SF	2 Bids
						Total Quantity: 3,498.00000 SF	

Copyright © 2019, Info Tech, Inc. All rights reserved.



Welcome [william.bertrand@dot.wi.gov](#)!
Logout




Wisconsin Department of Transportation

Bid Tab Analysis Search

Bid Tab Analysis Search

Item: <input type="text" value="522.0460"/>	Date Range:	
<input checked="" type="checkbox"/> Smart Item Search	From: <input type="text" value="01/01/2017"/>	To: <input type="text" value="05/06/2019"/>
Description: <input type="text" value="Any"/>	Quantity Range:	
Proposal Items: <input type="text" value="Any"/>	From: <input type="text" value="200"/>	To: <input type="text" value="1000"/>
County: <input type="text" value="Any"/>	Price Range:	
Unit: <input type="text" value="Any"/>	From: <input type="text" value="0.1"/>	To: <input type="text" value="Any"/>
Low Bidders: <input type="text" value="2"/>		
<input type="button" value="Search"/> <input type="button" value="Clear"/>		

[Export \(csv\)](#) | [Export \(tab\)](#)

Item 	Description		Average	High	Low	Unit	Bid Count
522.0460	Culvert Pipe Reinforced Concrete Class IV 60-Inch		\$185.51	\$211.03	\$160.00	LF	2 Bids
Letting Date	Proposal	County	Proposal Average	Proposal High	Proposal Low	Quantity	Proposal Bid Count
05/22/2018	001 - 20180522001	Kenosha, Racine	\$185.51	\$211.03	\$160.00	402.00000 LF	2 Bids
Total Quantity:						402.00000 LF	

Copyright © 2019, Info Tech, Inc. All rights reserved.



Welcome [william.bertrand@dot.wi.gov!](#)
Logout



MyBidx



Messages



Help


Wisconsin Department of Transportation

Bid Tab Analysis Search

Bid Tab Analysis Search

Item:	<input type="text" value="522.0536"/>	Date Range:	From:	<input type="text" value="01/01/2017"/>	To:	<input type="text" value="05/06/2019"/>
	<input checked="" type="checkbox"/> Smart Item Search					
Description:	<input type="text" value="Any"/>	Quantity Range:	From:	<input type="text" value="50"/>	To:	<input type="text" value="3000"/>
Proposal Items:	<input type="text" value="Any"/>					
County:	<input type="text" value="Any"/>	Price Range:	From:	<input type="text" value="0.1"/>	To:	<input type="text" value="Any"/>
Unit:	<input type="text" value="Any"/>					
Low Bidders:	<input type="text" value="2"/>					
			<input type="button" value="Search"/>		<input type="button" value="Clear"/>	

[Export \(csv\)](#) | [Export \(tab\)](#)

Item 	Description	Average	High	Low	Unit	Bid Count	
522.0536	Culvert Pipe Reinforced Concrete Class V 36-Inch	\$95.14	\$109.71	\$77.42	LF	4 Bids	
Letting Date	Proposal	County	Proposal Average	Proposal High	Proposal Low	Quantity	Proposal Bid Count
03/12/2019	001 - 20190312001	Rock	\$109.71	\$109.71	\$109.71	88.00000 LF	2 Bids
07/11/2017	001 - 20170711001	Rock	\$80.56	\$83.71	\$77.42	380.00000 LF	2 Bids
					Total Quantity:	468.00000 LF	

Copyright © 2019, Info Tech, Inc. All rights reserved.



Welcome william.bertrand@dot.wi.gov!
Logout




Wisconsin Department of Transportation

Bid Tab Analysis Search

Bid Tab Analysis Search

Item: <input type="text" value="522.0548"/>	Date Range:	
<input checked="" type="checkbox"/> Smart Item Search	From: <input type="text" value="01/01/2017"/>	To: <input type="text" value="05/06/2019"/>
Description: <input type="text" value="Any"/>	Quantity Range:	
Proposal Items: <input type="text" value="Any"/>	From: <input type="text" value="100"/>	To: <input type="text" value="3000"/>
County: <input type="text" value="Any"/>	Price Range:	
Unit: <input type="text" value="Any"/>	From: <input type="text" value="0.1"/>	To: <input type="text" value="Any"/>
Low Bidders: <input type="text" value="2"/>		
<input type="button" value="Search"/> <input type="button" value="Clear"/>		

[Export \(csv\)](#) | [Export \(tab\)](#)

Item 	Description		Average	High	Low	Unit	Bid Count
522.0548	Culvert Pipe Reinforced Concrete Class V 48-Inch		\$138.35	\$157.27	\$103.68	LF	6 Bids
Letting Date	Proposal	County	Proposal Average	Proposal High	Proposal Low	Quantity	Proposal Bid Count
05/22/2018	001 - 20180522001	Kenosha, Racine	\$153.63	\$157.27	\$150.00	287.00000 LF	2 Bids
08/08/2017	001 - 20170808001	Rock	\$139.59	\$145.07	\$134.10	304.00000 LF	2 Bids
07/11/2017	001 - 20170711001	Rock	\$121.84	\$140.00	\$103.68	300.00000 LF	2 Bids
Total Quantity:					891.00000 LF		

Copyright © 2019, Info Tech, Inc. All rights reserved.



Welcome **william.bertrand@dot.wi.gov!**
Logout




Wisconsin Department of Transportation
Bid Tab Analysis Search

Bid Tab Analysis Search

Item: 616.0100	Date Range:
<input checked="" type="checkbox"/> Smart Item Search	From: 12/01/2017 To: 05/06/2019
Description: Any	Quantity Range:
Proposal Items: Any	From: 15000 To: 45000
County: Any	Price Range:
Unit: Any	From: 0.1 To: Any
Low Bidders: 1	
<input type="button" value="Search"/>	<input type="button" value="Clear"/>

[Export \(csv\)](#) | [Export \(tab\)](#)

Item 	Description	Average	High	Low	Unit	Bid Count																																
616.0100	Fence Woven Wire (height) 001. 4-FT	\$4.88	\$5.00	\$4.75	LF	2 Bids																																
<table><tr><th>Letting Date</th><th>Proposal</th><th>County</th><th>Proposal Average</th><th>Proposal High</th><th>Proposal Low</th><th>Quantity</th><th>Proposal Bid Count</th></tr><tr><td>03/12/2019</td><td>001 - 20190312001</td><td>Rock</td><td>\$4.75</td><td>\$4.75</td><td>\$4.75</td><td>44,363.00000 LF</td><td>1 Bid</td></tr><tr><td>05/22/2018</td><td>002 - 20180522002</td><td>Racine</td><td>\$5.00</td><td>\$5.00</td><td>\$5.00</td><td>42,572.00000 LF</td><td>1 Bid</td></tr><tr><td colspan="6">Total Quantity:</td><td>86,935.00000 LF</td><td></td></tr></table>							Letting Date	Proposal	County	Proposal Average	Proposal High	Proposal Low	Quantity	Proposal Bid Count	03/12/2019	001 - 20190312001	Rock	\$4.75	\$4.75	\$4.75	44,363.00000 LF	1 Bid	05/22/2018	002 - 20180522002	Racine	\$5.00	\$5.00	\$5.00	42,572.00000 LF	1 Bid	Total Quantity:						86,935.00000 LF	
Letting Date	Proposal	County	Proposal Average	Proposal High	Proposal Low	Quantity	Proposal Bid Count																															
03/12/2019	001 - 20190312001	Rock	\$4.75	\$4.75	\$4.75	44,363.00000 LF	1 Bid																															
05/22/2018	002 - 20180522002	Racine	\$5.00	\$5.00	\$5.00	42,572.00000 LF	1 Bid																															
Total Quantity:						86,935.00000 LF																																
616.0100	Fence Woven Wire (height) 0001. 4-FT	\$5.80	\$5.80	\$5.80	LF	1 Bid																																
<table><tr><th>Letting Date</th><th>Proposal</th><th>County</th><th>Proposal Average</th><th>Proposal High</th><th>Proposal Low</th><th>Quantity</th><th>Proposal Bid Count</th></tr><tr><td>07/24/2018</td><td>001 - 20180724001</td><td>Milwaukee, Racine</td><td>\$5.80</td><td>\$5.80</td><td>\$5.80</td><td>34,175.00000 LF</td><td>1 Bid</td></tr><tr><td colspan="6">Total Quantity:</td><td>34,175.00000 LF</td><td></td></tr></table>							Letting Date	Proposal	County	Proposal Average	Proposal High	Proposal Low	Quantity	Proposal Bid Count	07/24/2018	001 - 20180724001	Milwaukee, Racine	\$5.80	\$5.80	\$5.80	34,175.00000 LF	1 Bid	Total Quantity:						34,175.00000 LF									
Letting Date	Proposal	County	Proposal Average	Proposal High	Proposal Low	Quantity	Proposal Bid Count																															
07/24/2018	001 - 20180724001	Milwaukee, Racine	\$5.80	\$5.80	\$5.80	34,175.00000 LF	1 Bid																															
Total Quantity:						34,175.00000 LF																																
616.0100	Fence Woven Wire (height) 001. 4-ft **p**	\$4.50	\$4.50	\$4.50	LF	1 Bid																																

Item ▲	Description			Average	High	Low	Unit	Bid Count
	Letting Date	Proposal	County	Proposal Average	Proposal High	Proposal Low	Quantity	Proposal Bid Count
	01/09/2018	001 - 20180109001	Dane	\$4.50	\$4.50	\$4.50	39,850.00000 LF	1 Bid
					Total Quantity:		39,850.00000 LF	
616.0100	Fence Woven Wire (height) 01. 4'			\$4.74	\$4.74	\$4.74	LF	1 Bid
	Letting Date	Proposal	County	Proposal Average	Proposal High	Proposal Low	Quantity	Proposal Bid Count
	11/13/2018	030 - 20181113030	St Croix	\$4.74	\$4.74	\$4.74	20,730.00000 LF	1 Bid
					Total Quantity:		20,730.00000 LF	
616.0100	Fence Woven Wire (height) 010. 4-Ft			\$4.50	\$4.50	\$4.50	LF	1 Bid
	Letting Date	Proposal	County	Proposal Average	Proposal High	Proposal Low	Quantity	Proposal Bid Count
	06/12/2018	001 - 20180612001	Rock	\$4.50	\$4.50	\$4.50	32,789.00000 LF	1 Bid
					Total Quantity:		32,789.00000 LF	

Copyright © 2019, Info Tech, Inc. All rights reserved.



Welcome **william.bertrand@dot.wi.gov!**
Logout



MyBidx



Messages



Help

Wisconsin Department of Transportation

Bid Tab Analysis Search

Bid Tab Analysis Search

Item: <input type="text" value="625.0500"/>	Date Range:	
<input checked="" type="checkbox"/> Smart Item Search	From: <input type="text" value="12/01/2017"/>	To: <input type="text" value="05/06/2019"/>
Description: <input type="text" value="Any"/>	Quantity Range:	
Proposal Items: <input type="text" value="Any"/>	From: <input type="text" value="200000"/>	To: <input type="text" value="500000"/>
County: <input type="text" value="Any"/>	Price Range:	
Unit: <input type="text" value="Any"/>	From: <input type="text" value="0.1"/>	To: <input type="text" value="Any"/>
Low Bidders: <input type="text" value="2"/>		
<input type="button" value="Search"/>		<input type="button" value="Clear"/>

[Export \(csv\)](#) | [Export \(tab\)](#)

Item ▲	Description	Average	High	Low	Unit	Bid Count
625.0500	Salvaged Topsoil **p**	\$0.70	\$0.70	\$0.70	SY	2 Bids
625.0500	Salvaged Topsoil	\$0.75	\$1.49	\$0.48	SY	10 Bids

Letting Date	Proposal	County	Proposal Average	Proposal High	Proposal Low	Quantity	Proposal Bid Count
07/10/2018	010 - 20180710010	Waukesha	\$0.82	\$0.90	\$0.75	217,000.00000 SY	2 Bids
06/12/2018	001 - 20180612001	Rock	\$0.69	\$0.78	\$0.59	320,000.00000 SY	2 Bids
05/08/2018	013 - 20180508013	Washington	\$0.54	\$0.60	\$0.48	435,890.00000 SY	2 Bids
	008 - 20171212008	Crawford	\$0.71	\$0.72	\$0.70	312,259.00000 SY	2 Bids
12/12/2017	014 - 20171212014	Brown, Oconto	\$0.99	\$1.49	\$0.50	215,665.00000 SY	2 Bids
Total Quantity:						1,500,814.00000 SY	

Copyright © 2019, Info Tech, Inc. All rights reserved.



Welcome **william.bertrand@dot.wi.gov!**
Logout



Wisconsin Department of Transportation

Bid Tab Analysis Search

Bid Tab Analysis Search

Item: <input type="text" value="628.2004"/>	Date Range:
<input checked="" type="checkbox"/> Smart Item Search	From: <input type="text" value="12/01/2017"/> To: <input type="text" value="05/06/2019"/>
Description: <input type="text" value="Any"/>	Quantity Range:
Proposal Items: <input type="text" value="Any"/>	From: <input type="text" value="100000"/> To: <input type="text" value="300000"/>
County: <input type="text" value="Any"/>	Price Range:
Unit: <input type="text" value="Any"/>	From: <input type="text" value="0.1"/> To: <input type="text" value="Any"/>
Low Bidders: <input type="text" value="2"/>	
<input type="button" value="Search"/>	<input type="button" value="Clear"/>

[Export \(csv\)](#) | [Export \(tab\)](#)

Item ▲	Description	Average	High	Low	Unit	Bid Count
628.2004	Erosion Mat Class I Type B	\$1.10	\$1.50	\$0.80	SY	19 Bids

Letting Date	Proposal	County	Proposal Average	Proposal High	Proposal Low	Quantity	Proposal Bid Count
04/09/2019	017 - 20190409017	Sheboygan	\$0.97	\$0.97	\$0.97	100,740.00000 SY	2 Bids
03/12/2019	001 - 20190312001	Rock	\$1.50	\$1.50	\$1.50	226,300.00000 SY	2 Bids
	021 - 20190312021	Racine	\$0.95	\$0.95	\$0.95	191,500.00000 SY	2 Bids
12/11/2018	001 - 20181211001	Rock	\$1.50	\$1.50	\$1.50	137,000.00000 SY	1 Bid
11/13/2018	001 - 20181113001	Dane	\$1.50	\$1.50	\$1.50	117,065.00000 SY	2 Bids
	018 - 20181113018	Racine	\$1.05	\$1.10	\$1.00	105,728.00000 SY	2 Bids
05/22/2018	002 - 20180522002	Racine	\$1.00	\$1.00	\$1.00	144,972.00000 SY	2 Bids
03/13/2018	029 - 20180313029	Calumet, Winnebago	\$1.04	\$1.04	\$1.04	181,527.00000 SY	2 Bids
	002 - 20171212002	Dane	\$0.85	\$0.85	\$0.85	105,530.00000 SY	2 Bids
12/12/2017	014 - 20171212014	Brown, Oconto	\$0.80	\$0.80	\$0.80	171,980.00000 SY	2 Bids
Total Quantity:						1,482,342.00000 SY	

Copyright © 2019, Info Tech, Inc. All rights reserved.



Welcome **william.bertrand@dot.wi.gov!**
Logout



Wisconsin Department of Transportation

Bid Tab Analysis Search

Bid Tab Analysis Search

Item: <input type="text" value="502.0100"/>	Date Range:	
<input checked="" type="checkbox"/> Smart Item Search	From: <input type="text" value="11/01/2017"/>	To: <input type="text" value="05/06/2019"/>
Description: <input type="text" value="Any"/>	Quantity Range:	
Proposal Items: <input type="text" value="Any"/>	From: <input type="text" value="4000"/>	To: <input type="text" value="10000"/>
County: <input type="text" value="Any"/>	Price Range:	
Unit: <input type="text" value="Any"/>	From: <input type="text" value="0.1"/>	To: <input type="text" value="Any"/>
Low Bidders: <input type="text" value="2"/>		
<input type="button" value="Search"/>		<input type="button" value="Clear"/>

[Export \(csv\)](#) | [Export \(tab\)](#)

Item ▲	Description	Average	High	Low	Unit	Bid Count
502.0100	Concrete Masonry Bridges **p**	\$465.63	\$550.00	\$400.00	CY	4 Bids
502.0100	Concrete Masonry Bridges	\$487.00	\$570.00	\$410.00	CY	8 Bids

Letting Date	Proposal	County	Proposal Average	Proposal High	Proposal Low	Quantity	Proposal Bid Count
12/11/2018	027 - 20181211027	Dunn St Croix	\$478.00	\$478.00	\$478.00	5,511.00000 CY	2 Bids
07/10/2018	010 - 20180710010	Waukesha	\$570.00	\$570.00	\$570.00	4,272.00000 CY	2 Bids
	022 - 20171114022	Dunn	\$410.00	\$410.00	\$410.00	7,982.00000 CY	2 Bids
11/14/2017	031 - 20171114031	Adams, Juneau	\$490.00	\$500.00	\$480.00	6,159.00000 CY	2 Bids
Total Quantity:						23,924.00000 CY	

Copyright © 2019, Info Tech, Inc. All rights reserved.



Welcome william.bertrand@dot.wi.gov!
Logout




Wisconsin Department of Transportation

Bid Tab Analysis Search

Bid Tab Analysis Search

Item: <input type="text" value="503.0137"/>	Date Range:	
<input checked="" type="checkbox"/> Smart Item Search	From: <input type="text" value="11/01/2017"/>	To: <input type="text" value="05/06/2019"/>
Description: <input type="text" value="Any"/>	Quantity Range:	
Proposal Items: <input type="text" value="Any"/>	From: <input type="text" value="1500"/>	To: <input type="text" value="5000"/>
County: <input type="text" value="Any"/>	Price Range:	
Unit: <input type="text" value="Any"/>	From: <input type="text" value="0.1"/>	To: <input type="text" value="Any"/>
Low Bidders: <input type="text" value="2"/>		
<input type="button" value="Search"/> <input type="button" value="Clear"/>		

[Export \(csv\)](#) | [Export \(tab\)](#)

Item 	Description		Average	High	Low	Unit	Bid Count
503.0137	Prestressed Girder Type I 36W-Inch		\$162.50	\$170.00	\$150.00	LF	4 Bids
Letting Date	Proposal	County	Proposal Average	Proposal High	Proposal Low	Quantity	Proposal Bid Count
03/12/2019	001 - 20190312001	Rock	\$170.00	\$170.00	\$170.00	3,048.00000 LF	2 Bids
12/12/2017	005 - 20171212005	Richland	\$155.00	\$160.00	\$150.00	1,629.00000 LF	2 Bids
					Total Quantity:	4,677.00000 LF	

Copyright © 2019, Info Tech, Inc. All rights reserved.



Welcome william.bertrand@dot.wi.gov!
Logout



MyBidx



Messages



Help

Wisconsin Department of Transportation

Bid Tab Analysis Search

Bid Tab Analysis Search

Item: <input type="text" value="503.0146"/>	Date Range:
<input checked="" type="checkbox"/> Smart Item Search	From: <input type="text" value="11/01/2017"/> To: <input type="text" value="05/06/2019"/>
Description: <input type="text" value="Any"/>	Quantity Range:
Proposal Items: <input type="text" value="Any"/>	From: <input type="text" value="1500"/> To: <input type="text" value="5000"/>
County: <input type="text" value="Any"/>	Price Range:
Unit: <input type="text" value="Any"/>	From: <input type="text" value="0.1"/> To: <input type="text" value="Any"/>
Low Bidders: <input type="text" value="2"/>	
<input type="button" value="Search"/>	<input type="button" value="Clear"/>

[Export \(csv\)](#) | [Export \(tab\)](#)

Item ▲	Description		Average	High	Low	Unit	Bid Count																																																
503.0146	Prestressed Girder Type I 45W-Inch		\$181.75	\$210.00	\$162.00	LF	8 Bids																																																
<table><tr><th>Letting Date</th><th>Proposal</th><th>County</th><th>Proposal Average</th><th>Proposal High</th><th>Proposal Low</th><th>Quantity</th><th>Proposal Bid Count</th></tr><tr><td>03/12/2019</td><td>001 - 20190312001</td><td>Rock</td><td>\$162.00</td><td>\$162.00</td><td>\$162.00</td><td>2,220.00000 LF</td><td>2 Bids</td></tr><tr><td>12/11/2018</td><td>027 - 20181211027</td><td>Dunn St Croix</td><td>\$180.00</td><td>\$180.00</td><td>\$180.00</td><td>2,784.00000 LF</td><td>2 Bids</td></tr><tr><td>07/10/2018</td><td>010 - 20180710010</td><td>Waukesha</td><td>\$210.00</td><td>\$210.00</td><td>\$210.00</td><td>1,554.00000 LF</td><td>2 Bids</td></tr><tr><td>02/13/2018</td><td>032 - 20180213032</td><td>Eau Claire</td><td>\$175.00</td><td>\$175.00</td><td>\$175.00</td><td>2,427.00000 LF</td><td>2 Bids</td></tr><tr><td colspan="6">Total Quantity:</td><td colspan="2">8,985.00000 LF</td></tr></table>								Letting Date	Proposal	County	Proposal Average	Proposal High	Proposal Low	Quantity	Proposal Bid Count	03/12/2019	001 - 20190312001	Rock	\$162.00	\$162.00	\$162.00	2,220.00000 LF	2 Bids	12/11/2018	027 - 20181211027	Dunn St Croix	\$180.00	\$180.00	\$180.00	2,784.00000 LF	2 Bids	07/10/2018	010 - 20180710010	Waukesha	\$210.00	\$210.00	\$210.00	1,554.00000 LF	2 Bids	02/13/2018	032 - 20180213032	Eau Claire	\$175.00	\$175.00	\$175.00	2,427.00000 LF	2 Bids	Total Quantity:						8,985.00000 LF	
Letting Date	Proposal	County	Proposal Average	Proposal High	Proposal Low	Quantity	Proposal Bid Count																																																
03/12/2019	001 - 20190312001	Rock	\$162.00	\$162.00	\$162.00	2,220.00000 LF	2 Bids																																																
12/11/2018	027 - 20181211027	Dunn St Croix	\$180.00	\$180.00	\$180.00	2,784.00000 LF	2 Bids																																																
07/10/2018	010 - 20180710010	Waukesha	\$210.00	\$210.00	\$210.00	1,554.00000 LF	2 Bids																																																
02/13/2018	032 - 20180213032	Eau Claire	\$175.00	\$175.00	\$175.00	2,427.00000 LF	2 Bids																																																
Total Quantity:						8,985.00000 LF																																																	
503.0146	Prestressed Girder Type I 45W-Inch **p**		\$152.00	\$152.00	\$152.00	LF	2 Bids																																																

Copyright © 2019, Info Tech, Inc. All rights reserved.



Welcome [william.bertrand@dot.wi.gov](#)!
Logout



Wisconsin Department of Transportation

Bid Tab Analysis Search

Bid Tab Analysis Search

Item:	<input type="text" value="505.0600"/>	From:	<input type="text" value="11/01/2017"/>	To:	<input type="text" value="05/06/2019"/>
	<input checked="" type="checkbox"/> Smart Item Search				
Description:	<input type="text" value="Any"/>	From:	<input type="text" value="150000"/>	To:	<input type="text" value="400000"/>
Proposal Items:	<input type="text" value="Any"/>				
County:	<input type="text" value="Any"/>	From:	<input type="text" value="0.1"/>	To:	<input type="text" value="Any"/>
Unit:	<input type="text" value="Any"/>				
Low Bidders:	<input type="text" value="2"/>				
		<input type="button" value="Search"/>		<input type="button" value="Clear"/>	

[Export \(csv\)](#) | [Export \(tab\)](#)

Item	Description	Average	High	Low	Unit	Bid Count
505.0600	Bar Steel Reinforcement HS Coated Structures **p**	\$1.00	\$1.05	\$0.95	LB	4 Bids
505.0600	Bar Steel Reinforcement HS Coated Structures	\$1.01	\$1.25	\$0.76	LB	25 Bids

Letting Date	Proposal	County	Proposal Average	Proposal High	Proposal Low	Quantity	Proposal Bid Count
03/12/2019	041 - 20190312041	Sheboygan	\$1.07	\$1.10	\$1.05	253,700.00000 LB	2 Bids
01/15/2019	029 - 20190115029	Trempealeau	\$1.05	\$1.10	\$1.00	374,480.00000 LB	2 Bids
12/11/2018	026 - 20181211026	Marathon	\$1.10	\$1.10	\$1.10	171,710.00000 LB	2 Bids
11/13/2018	020 - 20181113020	Manitowoc	\$0.97	\$1.00	\$0.95	277,120.00000 LB	2 Bids
	030 - 20181113030	St Croix	\$1.00	\$1.00	\$1.00	335,200.00000 LB	2 Bids
09/11/2018	001 - 20180911001	Monroe	\$0.90	\$0.90	\$0.90	337,850.00000 LB	1 Bid
08/14/2018	002 - 20180814002	Rock	\$1.12	\$1.20	\$1.05	183,390.00000 LB	2 Bids
04/10/2018	006 - 20180410006	Milwaukee, Waukesha	\$1.12	\$1.25	\$1.00	266,640.00000 LB	2 Bids
	021 - 20180410021	Barron	\$1.10	\$1.15	\$1.05	161,540.00000 LB	2 Bids
02/13/2018	007 - 20180213007	Milwaukee	\$0.99	\$1.00	\$0.99	185,840.00000 LB	2 Bids
	032 - 20180213032	Eau Claire	\$1.01	\$1.08	\$0.95	177,630.00000 LB	2 Bids
12/12/2017	005 - 20171212005	Richland	\$0.81	\$0.85	\$0.76	362,890.00000 LB	2 Bids
	010 - 20171212010	Waukesha	\$0.86	\$0.90	\$0.83	162,530.00000 LB	2 Bids
3,250,520.00000 LB							

Item ▲	Description	Average	High	Low	Unit	Bid Count
Total Quantity:						

Copyright © 2019, Info Tech, Inc. All rights reserved.



Welcome [william.bertrand@dot.wi.gov!](#)
Logout



MyBidx



Messages



Help

Wisconsin Department of Transportation

Bid Tab Analysis Search

Bid Tab Analysis Search

Item:	<input type="text" value="550.1120"/>	Date Range:	From:	<input type="text" value="11/01/2017"/>	To:	<input type="text" value="05/06/2019"/>
	<input checked="" type="checkbox"/> Smart Item Search					
Description:	<input type="text" value="Any"/>	Quantity Range:	From:	<input type="text" value="3500"/>	To:	<input type="text" value="7500"/>
Proposal Items:	<input type="text" value="Any"/>					
County:	<input type="text" value="Any"/>	Price Range:	From:	<input type="text" value="0.1"/>	To:	<input type="text" value="Any"/>
Unit:	<input type="text" value="Any"/>					
Low Bidders:	<input type="text" value="2"/>					
			<input type="button" value="Search"/>		<input type="button" value="Clear"/>	

[Export \(csv\)](#) | [Export \(tab\)](#)

Item ▲	Description		Average	High	Low	Unit	Bid Count
550.1120	Piling Steel HP 12-Inch X 53 Lb		\$37.33	\$44.75	\$34.00	LF	10 Bids
Letting Date	Proposal	County	Proposal Average	Proposal High	Proposal Low	Quantity	Proposal Bid Count
11/13/2018	001 - 20181113001	Dane	\$38.00	\$38.00	\$38.00	3,800.00000 LF	2 Bids
02/13/2018	012 - 20180213012	Milwaukee	\$37.25	\$39.00	\$35.50	5,060.00000 LF	2 Bids
01/09/2018	001 - 20180109001	Dane	\$35.00	\$35.00	\$35.00	5,000.00000 LF	2 Bids
12/12/2017	005 - 20171212005	Richland	\$34.00	\$34.00	\$34.00	4,330.00000 LF	2 Bids
11/14/2017	031 - 20171114031	Adams, Juneau	\$42.38	\$44.75	\$40.00	5,600.00000 LF	2 Bids
Total Quantity:						23,790.00000 LF	

Copyright © 2019, Info Tech, Inc. All rights reserved.



Welcome [william.bertrand@dot.wi.gov](#)!
Logout




Wisconsin Department of Transportation

Bid Tab Analysis Search

Bid Tab Analysis Search

Item: <input type="text" value="550.2126"/>	Date Range:	
<input checked="" type="checkbox"/> Smart Item Search	From: <input type="text" value="11/01/2017"/>	To: <input type="text" value="05/06/2019"/>
Description: <input type="text" value="Any"/>	Quantity Range:	
Proposal Items: <input type="text" value="Any"/>	From: <input type="text" value="2000"/>	To: <input type="text" value="18000"/>
County: <input type="text" value="Any"/>	Price Range:	
Unit: <input type="text" value="Any"/>	From: <input type="text" value="0.1"/>	To: <input type="text" value="Any"/>
Low Bidders: <input type="text" value="2"/>		
<input type="button" value="Search"/> <input type="button" value="Clear"/>		

[Export \(csv\)](#) | [Export \(tab\)](#)

Item 	Description		Average	High	Low	Unit	Bid Count
550.2126	Piling CIP Concrete 12 3/4 X 0.375-Inch		\$47.00	\$53.00	\$38.00	LF	7 Bids
Letting Date	Proposal	County	Proposal Average	Proposal High	Proposal Low	Quantity	Proposal Bid Count
03/12/2019	001 - 20190312001	Rock	\$50.00	\$50.00	\$50.00	10,060.00000 LF	2 Bids
12/11/2018	001 - 20181211001	Rock	\$53.00	\$53.00	\$53.00	16,290.00000 LF	1 Bid
	030 - 20181211030	Buffalo	\$50.00	\$50.00	\$50.00	3,895.00000 LF	2 Bids
12/12/2017	002 - 20171212002	Dane	\$38.00	\$38.00	\$38.00	2,630.00000 LF	2 Bids
Total Quantity:					32,875.00000 LF		

Copyright © 2019, Info Tech, Inc. All rights reserved.

Station	Distance	Waste Material Area	Waste Material Volume	Clay Cap Area	Clay Cap Volume	Fill Placed in Waste Area (CY)
		SF	CY	SF	CY	1.25
441+00	0	0	0	0		0
441+50	50	730	676	105	97	723
442+00	50	1,400	1,972	120	208	2,205
442+50	50	1,965	3,116	113	215	3,626
443+00	50	2,230	3,884	135	229	4,569
443+50	50	2,040	3,954	140	255	4,624
444+00	50	1,050	2,861	30	157	3,380
444+50	50	0	972	0	28	1,181
		Total	17,435		1,190	20,306

Equation for Specific Gravity to Unit Weight	
SG =	$\frac{\rho}{\rho_{H_2O}}$
SG = 1.15	
$\rho_{H_2O} = 62.4$	lb/ft ³
$\rho =$	71.76 lb/ft³

CY to Tons for Waste Material
Convert to CF then multiply by 71.76 lb/ft ³ and divide by 2000 lbs/Ton
Volume: 17,434.63 CY
470,735 ft ³
33,779,944 lb
16,890 tons

Landfill Waste Removal Cost Estimate for STH 15

Item	Quantity	Unit	Unit Cost	Total Cost
Landfill Waste Removal	16,890	TON	\$ 50.00	\$ 844,499
Embankment	20,306	CY	\$ 4.25	\$ 86,301
Clay Cap	1,190	CY	\$ 8.00	\$ 9,519

Total	\$ 940,318
--------------	-------------------