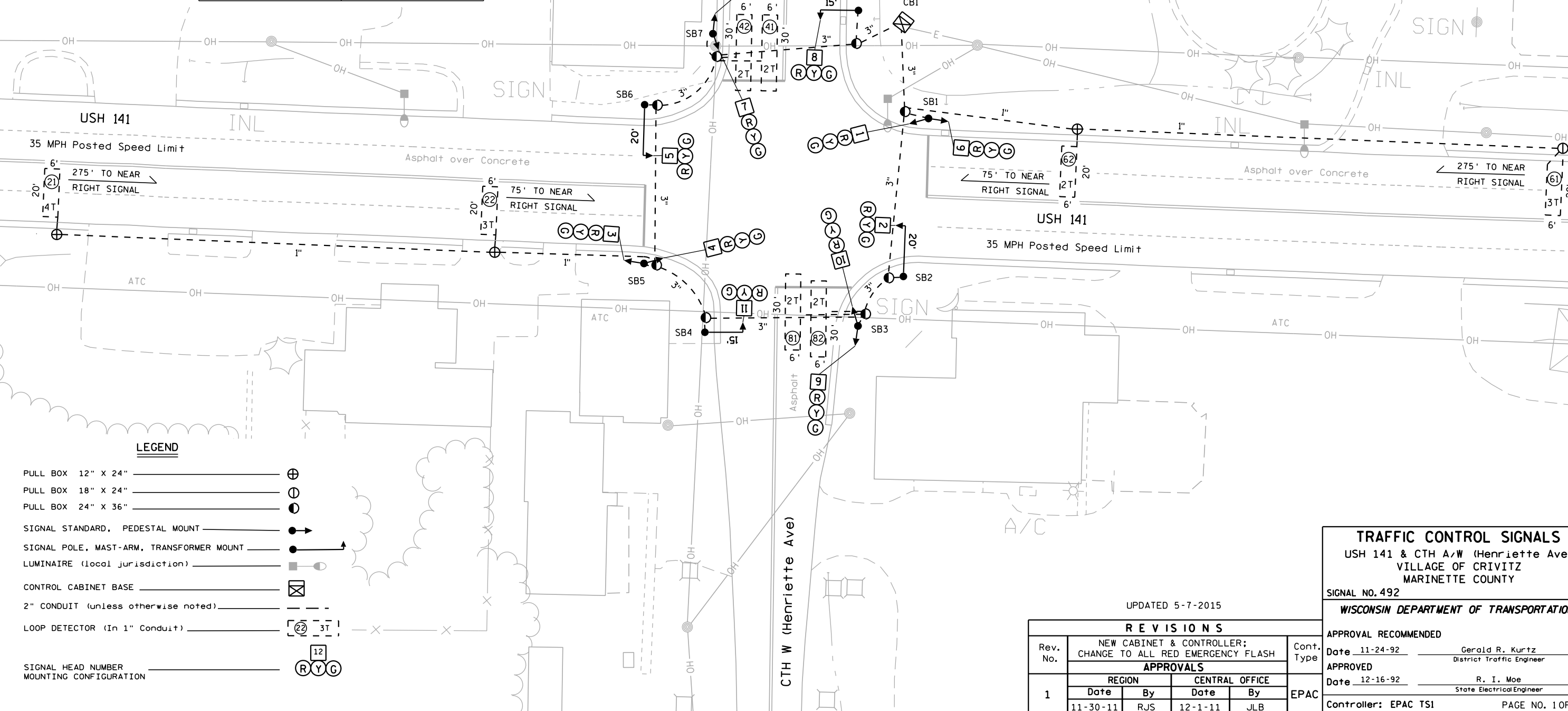


GENERAL NOTE

THE LOCATION OF EXISTING AND PROPOSED UTILITY INSTALLATIONS AS SHOWN ON THE PLANS ARE APPROXIMATE. THERE MAY BE OTHER UTILITY INSTALLATIONS WITHIN THE PROJECT AREA THAT ARE NOT SHOWN. THE CONTRACTOR SHALL VERIFY THE LOCATIONS OF ALL UTILITIES PRIOR TO CONSTRUCTION.

CONFIGURATION WITH HEAD NUMBERS	
3-V R Y G	1, 3, 4, 6 7, 9, 10, 12
3-H R Y G	2, 5, 8, 11



LEGEND

- PULL BOX 12" X 24"
- PULL BOX 18" X 24"
- PULL BOX 24" X 36"
- SIGNAL STANDARD, PEDESTAL MOUNT
- SIGNAL POLE, MAST-ARM, TRANSFORMER MOUNT
- LUMINAIRE (local jurisdiction)
- CONTROL CABINET BASE
- 2" CONDUIT (unless otherwise noted)
- LOOP DETECTOR (In 1" Conduit)
- SIGNAL HEAD NUMBER MOUNTING CONFIGURATION

UPDATED 5-7-2015

R E V I S I O N S					
Rev. No.	NEW CABINET & CONTROLLER; CHANGE TO ALL RED EMERGENCY FLASH				Cont. Type
	APPROVALS				
1	REGION		CENTRAL OFFICE		EPAC
	Date	By	Date	By	
	11-30-11	RJS	12-1-11	JLB	

TRAFFIC CONTROL SIGNALS
USH 141 & CTH A/W (Henriette Ave)
VILLAGE OF CRIVITZ
MARINETTE COUNTY
SIGNAL NO. 492

WISCONSIN DEPARTMENT OF TRANSPORTATION

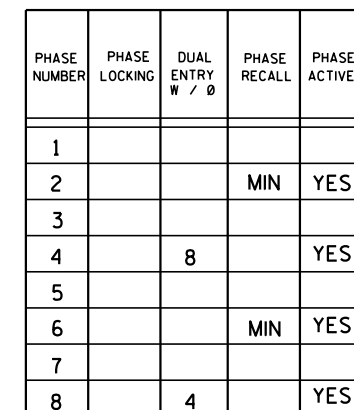
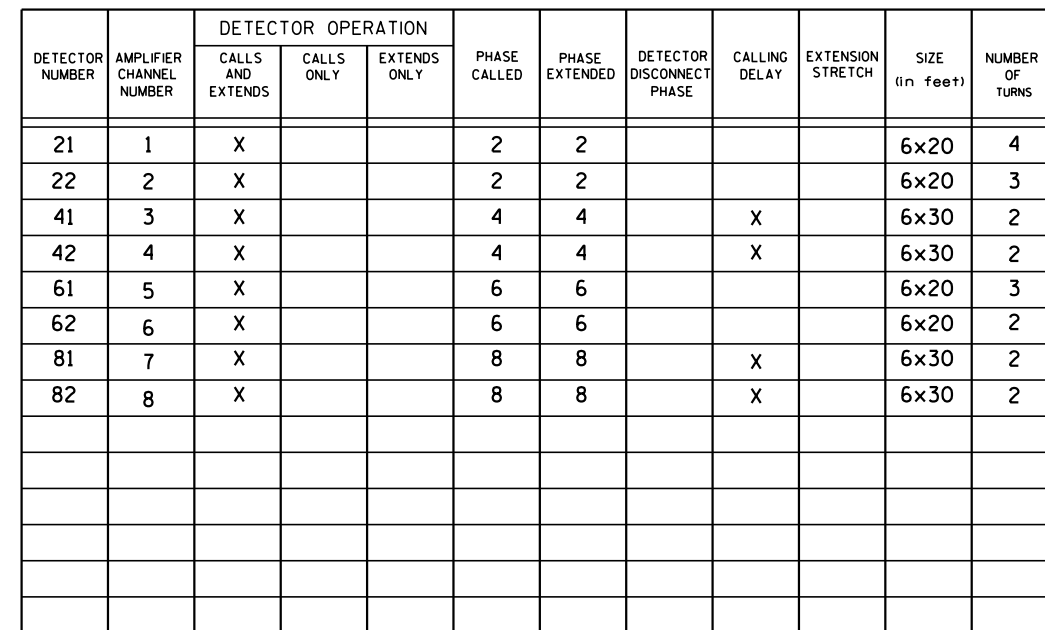
APPROVAL RECOMMENDED
Date 11-24-92 Gerald R. Kurtz
District Traffic Engineer

APPROVED
Date 12-16-92 R. I. Moe
State Electrical Engineer

Controller: EPAC TSI

PAGE NO. 1 OF 2

CONTROLLER LOGIC



TYPE OF LIGHTING	
BY OTHER AGENCY	x
IN TRAFFIC SIGNAL CABINET	
IN SEPARATE DOT LIGHTING CABINET	

NOTES:

1. ANY ACTUATED PHASE FOR WHICH THERE IS NO CALL SHALL BE SKIPPED.
2. WHEN ONE PHASE IS ON ALONE, ANY NONCONFLICTING PHASE MAY START TIMING CONCURRENTLY WITHOUT A CLEARANCE INTERVAL.
(SEE CHART 1AT LEFT.)
3. IF ANY OPPOSING THRU PHASES ARE TIMING CONCURRENTLY, THEY SHALL TERMINATE TOGETHER DUE TO PERMISSIVE LEFT TURN CONFLICT.
4. PROVIDE FOR HAND CONTROL.

UPDATED 5-7-2015

USH 141 & CTH A/W (Henriette Ave)
VILLAGE OF CRIVITZ
MARINETTE COUNTY

SIGNAL NO.	492
------------	-----

CONTROLLER TYPE: EPAC TS1

DATE: 12-1-2011

PAGE NO. 2 OF 2

** CLEARANCE TO A PHASE IN CONFLICT WITH THIS PHASE ON (SEE CHART 1)

* WHEN CALLED, TIMED STEADY WALK, THEN FLASHING DON'T WALK, THEN GOES TO STEADY DON'T WALK

BARRIER	CHART 1	
PHASE ON	NONCONFLICTING PHASE ALLOWED TO TIME CONCURRENTLY	PHASES IN CONFLICT WITH PHASE ON
1		
2	6	4, 8
3		
4	8	2, 6
5		
6	2	4, 8
7		
8	4	2, 6