

NOTES:

WISCONSIN DOT NORTHEAST REGION ELECTRICAL UNIT SHALL APPROVE FINAL LOCATIONS FOR ALL CONCRETE BASES IN THE FIELD PRIOR TO CONSTRUCTION. CONTACT THEM 3 DAYS IN ADVANCE AT (920) 492-5710.

2" DRAIN DUCT TO DITCH REQUIRED AS DEPICTED. THIS 2" DRAIN DUCT IS INCIDENTAL TO THE PULL BOX BID ITEM.

THE LOCATION OF EXISTING AND PROPOSED UTILITIES AS SHOWN ON THE PLANS ARE APPROXIMATE. IN ADDITION, THERE MAY BE OTHER UTILITIES WITHIN THE PROJECT AREA WHICH ARE NOT SHOWN. THE CONTRACTOR SHALL VERIFY THE LOCATIONS OF ALL UTILITIES PRIOR TO CONSTRUCTION.

BREAKAWAY BASE NOTE:

NO TRANSFORMER BASE REQUIRED FOR LB3 & LB13.

EXAMPLE (see individual label on each lighting unit)









III-LED A-12-5-A-4

LIGHT UNIT NUMBER IN CIRCUIT
CIRCUIT NUMBER
BASE TYPE
MAST ARM LENGTH (in feet)
LAMP WATTAGE
DISTRIBUTION TYPE

240 VOLT SYSTEM

120/240 VOLT ELECTRIC SERVICE

LEGEND

LIGHTING CONTROL CABINET (Type 9) 
WITH METER BREAKER PEDESTAL
2" CONDUIT, NON-METALLIC (unless otherwise noted) 
LIGHTING UNIT 
PULL BOX 24" X 42" 
POWER POLE 
SERVICE POLE 
ELECTRIC, UNDERGROUND  E
ELECTRIC, OVERHEAD  OH

CONDUCTOR COLOR SCHEME

Circuit "A" = Black
Circuit "B" = Red
Circuit "C" = Blue
Circuit "D" = Brown
Circuit "E" = Orange
Circuit "F" = Yellow

STH 29 & CTH FF
VILLAGE OF HOWARD
BROWN COUNTY

LIGHTING NO. 863

DESIGNER: WISDOT NE Region Traffic Unit

DATE: 12-7-2012

SHEET NO. 1 OF 1

PROJECT NO: 9200-04-71

HWY: STH 29

COUNTY: BROWN

CONSTRUCTION DETAIL - ROUNDABOUT LIGHTING

SHEET

E