2

WISDOT SYSTEMS

■ 1

A - BLACK
B - RED
C - BROWN
D - BLUE
E - YELLOW
F - ORANGE
480V PHASE-PHASE

- L70-2007 / USH 41 & USH 10, (COPPERHEAD DR)/ TOWN OF MENASHA / WINNEBAGO COUNTY
- CB 100 / NORTHWEST QUADRANT OF INTERCHANGE
- 240/480 VOLT / SINGLE PHASE / 200 AMP SERVICE
- MAIN LUGS ONLY METER PEDESTAL (EXISTING)
- CIRCUIT DESCRIPTIONS:

CB-100
- CKT. A/B - FSW RAMP LIGHTS
- CKT. C/D - IH 41 SB TO FSW RAMP LIGHTS
- CKT. E/F - FSE RAMP LIGHTS

CB-101
- CKT. G/H - NB AUX LANE LIGHTING NORTH OF MAINLINE CONDUIT CROSSING
- CKT. I/J - RAMP FNW LIGHTING
- CKT. K/L - SPARE (FUTURE))

■ 2

A - BLACK
B - RED
C - BLUE
D - BROWN
E - ORANGE
F - YELLOW
480V PHASE-PHASE

- L70-2008 / USH 41 & USH 10, (JACOBSEN ROAD) / TOWN OF MENASHA / WINNEBAGO COUNTY
- CB 200 / SYSTEM INTERCHANGE SOUTH
- 240/480 VOLT / SINGLE PHASE / 200 AMP SERVICE
- MAIN LUGS ONLY METER PEDESTAL (EXISTING)
- CIRCUIT DESCRIPTIONS:
  - CKT. A/B - RAMPS FEN / FES - (EXISTING)
  - CKT. C/D - RAMPS FES / FWS - (EXISTING)
  - CKT. E/F - RAMP FEN

■ 3

A - BLACK
B - RED
C - BROWN
D - BLUE
E - YELLOW
F - ORANGE
480V PHASE-PHASE

- L70-2009 / USH 41 & USH 10, (WEST BUTTE DES MORTS RD) / CITY OF MENASHA / WINNEBAGO COUNTY
- CB 300 / SYSTEM INTERCHANGE (EAST) / ROLAND KAMPO BRIDGE
- 240/480 VOLT / SINGLE PHASE / 200 AMP SERVICE
- MAIN LUGS ONLY METER PEDESTAL (EXISTING)
- CIRCUIT DESCRIPTIONS:

CB-300 (EXISTING)
- CKT. A/B - RAMP FNW / FNE / B-70-402 BRIDGE - (EXISTING)
- CKT. C - RAMP FNE & BRIDGE B-70-403 SOUTH PARAPET - (EXISTING)
- CKT. D - TWO LIGHTS ON NORTH SIDE OF EB 441/10 BETWEEN B-70-400 AND B-70-403
- CKT. E/F - MAINLINE 441/10 EB FROM EAST OF COLD SPRING RD TO END OF B-70-400

CB-301
- CKT. G/H - RAMP FSW
- CKT. I/J - MAINLINE 441/10 WB LIGHTS FROM B-70-61 TO EAST OF COLD SPRING RD
- CKT. K/L - SPARE (FUTURE))

WISDOT SYSTEMS

■ 4

A - BLACK
B - RED
C - BLUE
D - BROWN
E - ORANGE
F - YELLOW
480V PHASE-PHASE

- L70-2010 / USH 10 Little Lake Butte Des Morts Bridge / CITY OF MENASHA / WINNEBAGO COUNTY
- CB-400 & CB-401 / Roland Kampo Bridge @ Tayco St
- 240/480 VOLT / SINGLE PHASE / 200 AMP SERVICE
- MAIN LUGS ONLY METER PEDESTAL
- CIRCUIT DESCRIPTIONS:

CB-400 (EXISTING)
- CTK. A/B - B-70-403 BRIDGE MEDIAN/PARAPET LIGHTS (EXISTING)
- CTK. C/D - SPARE (FUTURE)
- CTK. E/F - SPARE (FUTURE)

CB-401 (EXISTING)
- CTK. A/B - RAMPS SW AND SE LIGHTS - 10/441 @ RACINE RD INTERCHANGE (EXISTING)
- CTK. C/D - MAINLINE MEDIAN LIGHTS - 10/441 @ RACINE RD INTERCHANGE (EXISTING)
- CTK. E/F - RAMPS NW AND NE LIGHTS - 10/441 @ RACINE RD INTERCHANGE (EXISTING)

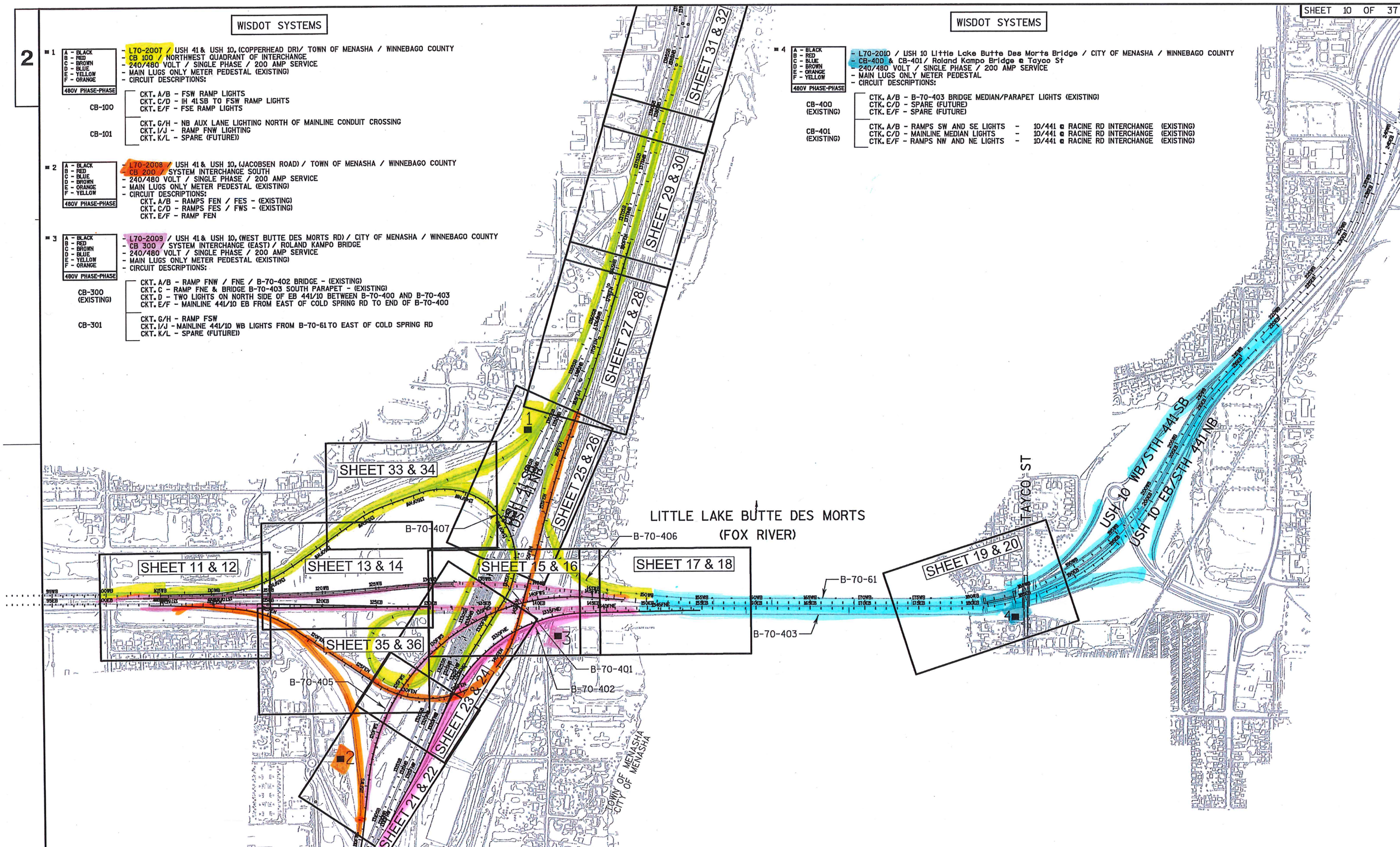

PROJECT NO: 1517-07-80	HWY: USH 10	COUNTY: WINNEBAGO	LIGHTING PLAN OVERVIEW	SHEET E

PRE_178

You created this PDF from an application that is not licensed to print to novaPDF printer (http://www.novapdf.com)

2

USH 41 & USH 10
SYSTEM INTERCHANGE (SOUTH)
CITY OF MENASHA
WINNEBAGO COUNTY

LIGHTING NO. L70-2008 / L70-2009
DESIGNER: AECOM
DATE: 2/1/2015 | SHEET 1 OF 10

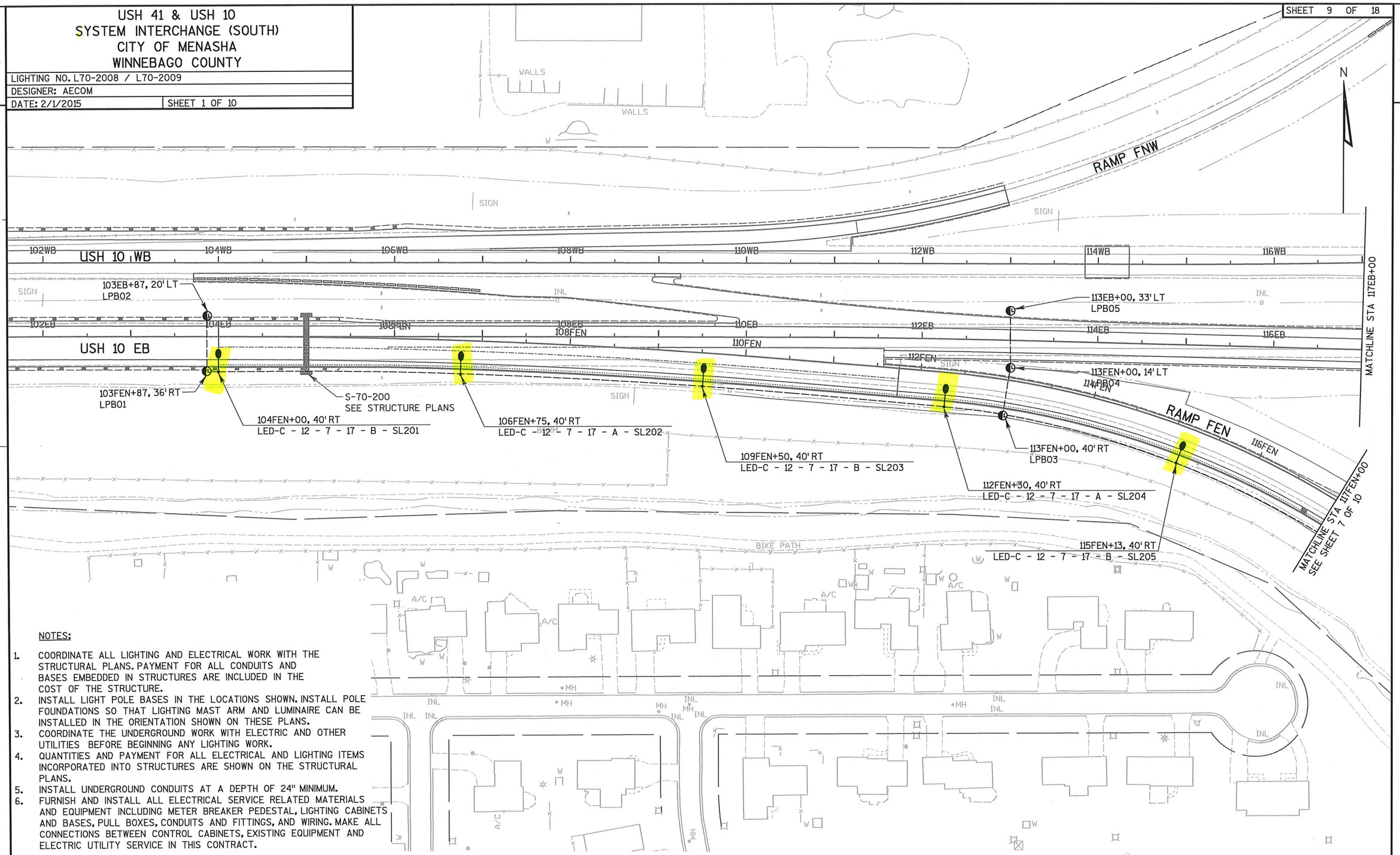

NOTES:

1. COORDINATE ALL LIGHTING AND ELECTRICAL WORK WITH THE STRUCTURAL PLANS. PAYMENT FOR ALL CONDUITS AND BASES EMBEDDED IN STRUCTURES ARE INCLUDED IN THE COST OF THE STRUCTURE.
2. INSTALL LIGHT POLE BASES IN THE LOCATIONS SHOWN. INSTALL POLE FOUNDATIONS SO THAT LIGHTING MAST ARM AND LUMINAIRE CAN BE INSTALLED IN THE ORIENTATION SHOWN ON THESE PLANS.
3. COORDINATE THE UNDERGROUND WORK WITH ELECTRIC AND OTHER UTILITIES BEFORE BEGINNING ANY LIGHTING WORK.
4. QUANTITIES AND PAYMENT FOR ALL ELECTRICAL AND LIGHTING ITEMS INCORPORATED INTO STRUCTURES ARE SHOWN ON THE STRUCTURAL PLANS.
5. INSTALL UNDERGROUND CONDUITS AT A DEPTH OF 24" MINIMUM.
6. FURNISH AND INSTALL ALL ELECTRICAL SERVICE RELATED MATERIALS AND EQUIPMENT INCLUDING METER BREAKER PEDESTAL, LIGHTING CABINETS AND BASES, PULL BOXES, CONDUITS AND FITTINGS, AND WIRING. MAKE ALL CONNECTIONS BETWEEN CONTROL CABINETS, EXISTING EQUIPMENT AND ELECTRIC UTILITY SERVICE IN THIS CONTRACT.

PROJECT NO: 1517-07-79	HWY: USH 10	COUNTY: WINNEBAGO	LIGHTING PLAN	SHEET 130	E

2

USH 41 & USH 10
SYSTEM INTERCHANGE (SOUTH)
CITY OF MENASHA
WINNEBAGO COUNTY

LIGHTING NO. L70-2008
DESIGNER: AECOM
DATE: 2/1/2015 | SHEET 7 OF 10

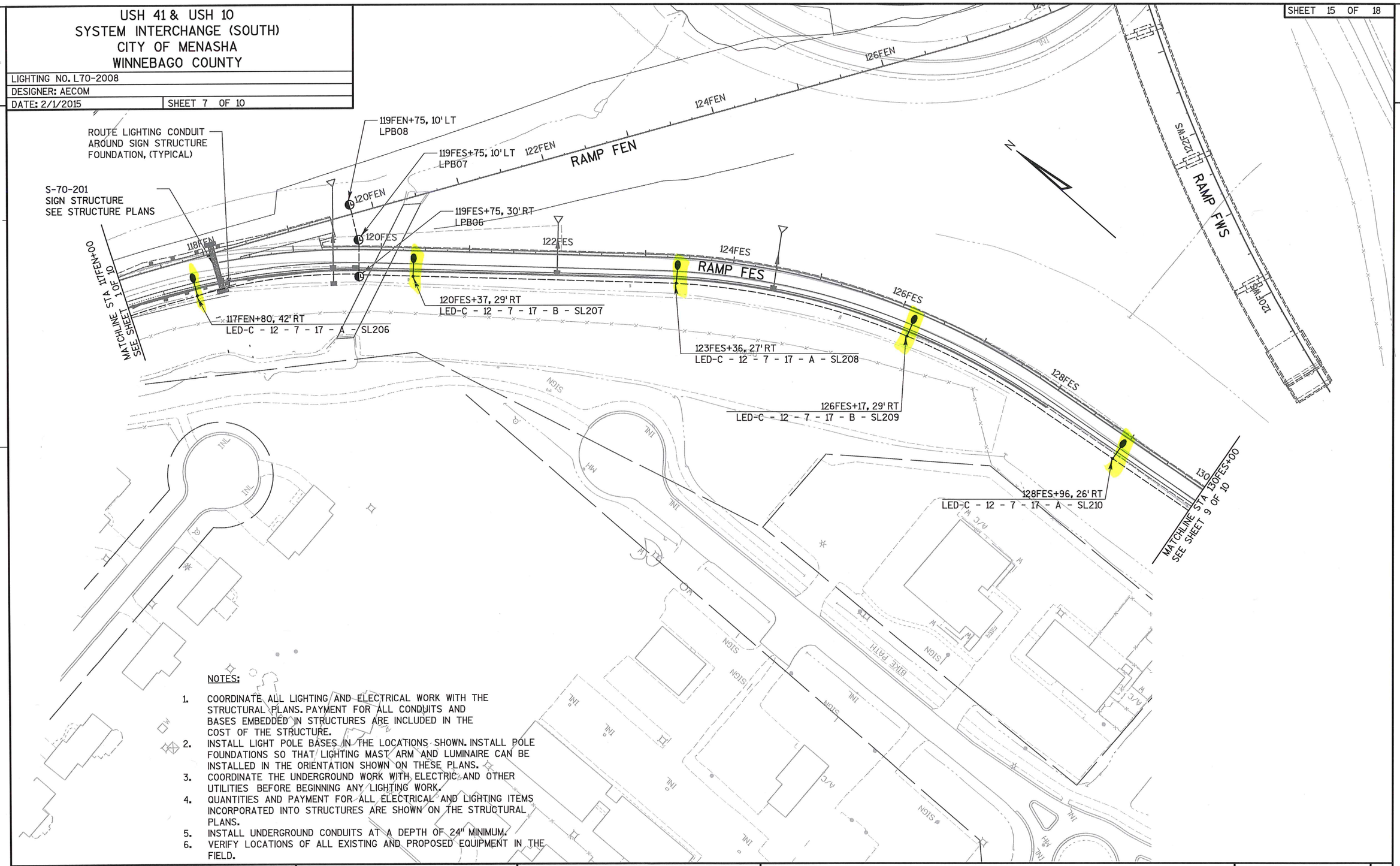

NOTES:

1. COORDINATE ALL LIGHTING AND ELECTRICAL WORK WITH THE STRUCTURAL PLANS. PAYMENT FOR ALL CONDUITS AND BASES EMBEDDED IN STRUCTURES ARE INCLUDED IN THE COST OF THE STRUCTURE.
2. INSTALL LIGHT POLE BASES IN THE LOCATIONS SHOWN. INSTALL POLE FOUNDATIONS SO THAT LIGHTING MAST ARM AND LUMINAIRE CAN BE INSTALLED IN THE ORIENTATION SHOWN ON THESE PLANS.
3. COORDINATE THE UNDERGROUND WORK WITH ELECTRIC AND OTHER UTILITIES BEFORE BEGINNING ANY LIGHTING WORK.
4. QUANTITIES AND PAYMENT FOR ALL ELECTRICAL AND LIGHTING ITEMS INCORPORATED INTO STRUCTURES ARE SHOWN ON THE STRUCTURAL PLANS.
5. INSTALL UNDERGROUND CONDUITS AT A DEPTH OF 24" MINIMUM.
6. VERIFY LOCATIONS OF ALL EXISTING AND PROPOSED EQUIPMENT IN THE FIELD.

PROJECT NO: 1517-07-79	HWY: USH 10	COUNTY: WINNEBAGO	LIGHTING PLAN	SHEET 136	E

2

USH 41 & USH 10
SYSTEM INTERCHANGE (SOUTH)
CITY OF MENASHA
WINNEBAGO COUNTY

LIGHTING NO. L70-2008 / L70-2009
DESIGNER: AECOM
DATE: 2/1/2015 | SHEET 9 OF 10

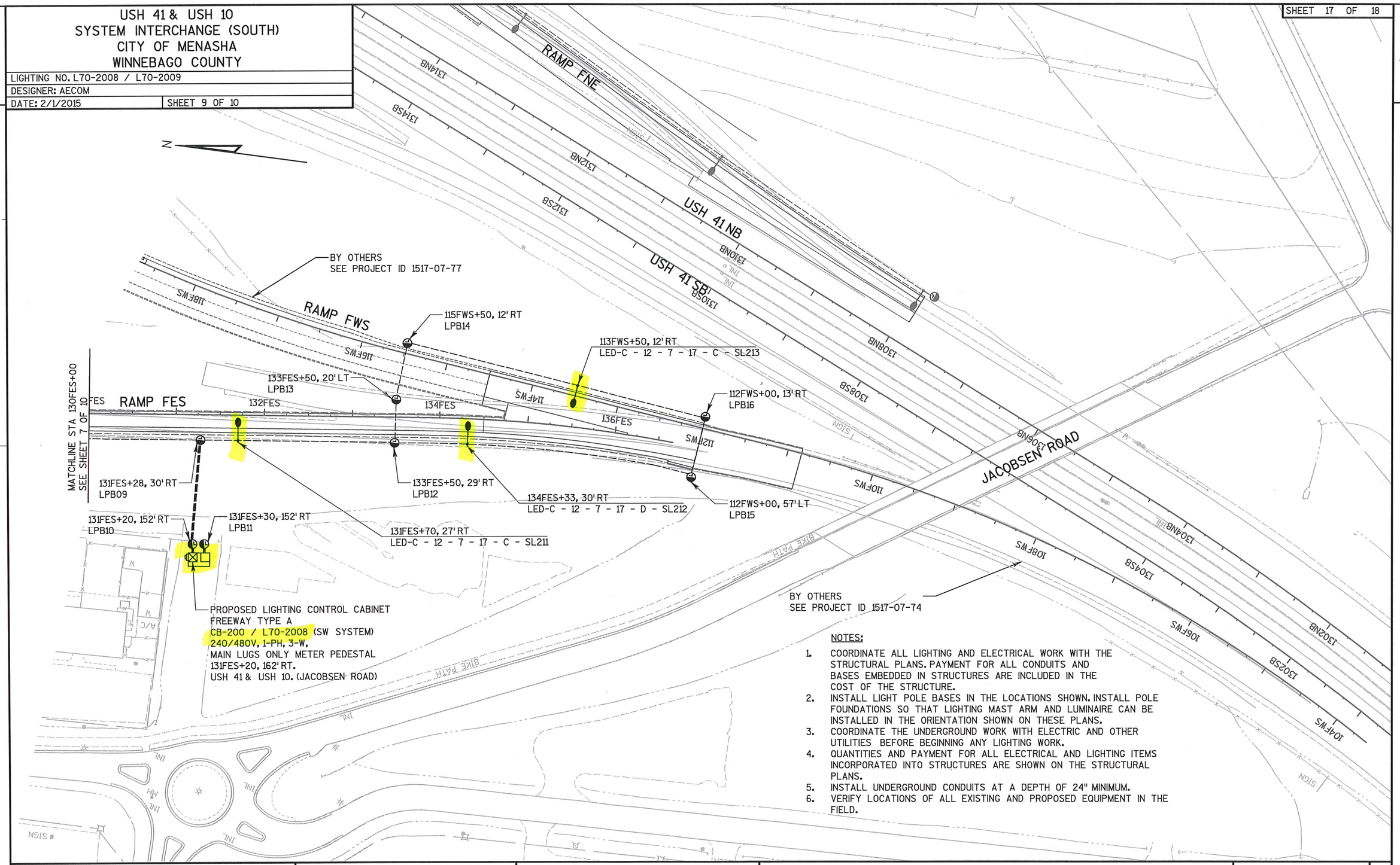

NOTES:

1. COORDINATE ALL LIGHTING AND ELECTRICAL WORK WITH THE STRUCTURAL PLANS. PAYMENT FOR ALL CONDUITS AND BASES EMBEDDED IN STRUCTURES ARE INCLUDED IN THE COST OF THE STRUCTURE.
2. INSTALL LIGHT POLE BASES IN THE LOCATIONS SHOWN. INSTALL POLE FOUNDATIONS SO THAT LIGHTING MAST ARM AND LUMINAIRE CAN BE INSTALLED IN THE ORIENTATION SHOWN ON THESE PLANS.
3. COORDINATE THE UNDERGROUND WORK WITH ELECTRIC AND OTHER UTILITIES BEFORE BEGINNING ANY LIGHTING WORK.
4. QUANTITIES AND PAYMENT FOR ALL ELECTRICAL AND LIGHTING ITEMS INCORPORATED INTO STRUCTURES ARE SHOWN ON THE STRUCTURAL PLANS.
5. INSTALL UNDERGROUND CONDUITS AT A DEPTH OF 24" MINIMUM.
6. VERIFY LOCATIONS OF ALL EXISTING AND PROPOSED EQUIPMENT IN THE FIELD.

2

USH 41 & USH 10
SYSTEM INTERCHANGE (SOUTH)
CITY OF MENASHA
WINNEBAGO COUNTY

LIGHTING NO. L70-2008
DESIGNER: AECOM
DATE: 2/1/2015 | SHEET 10 OF 10

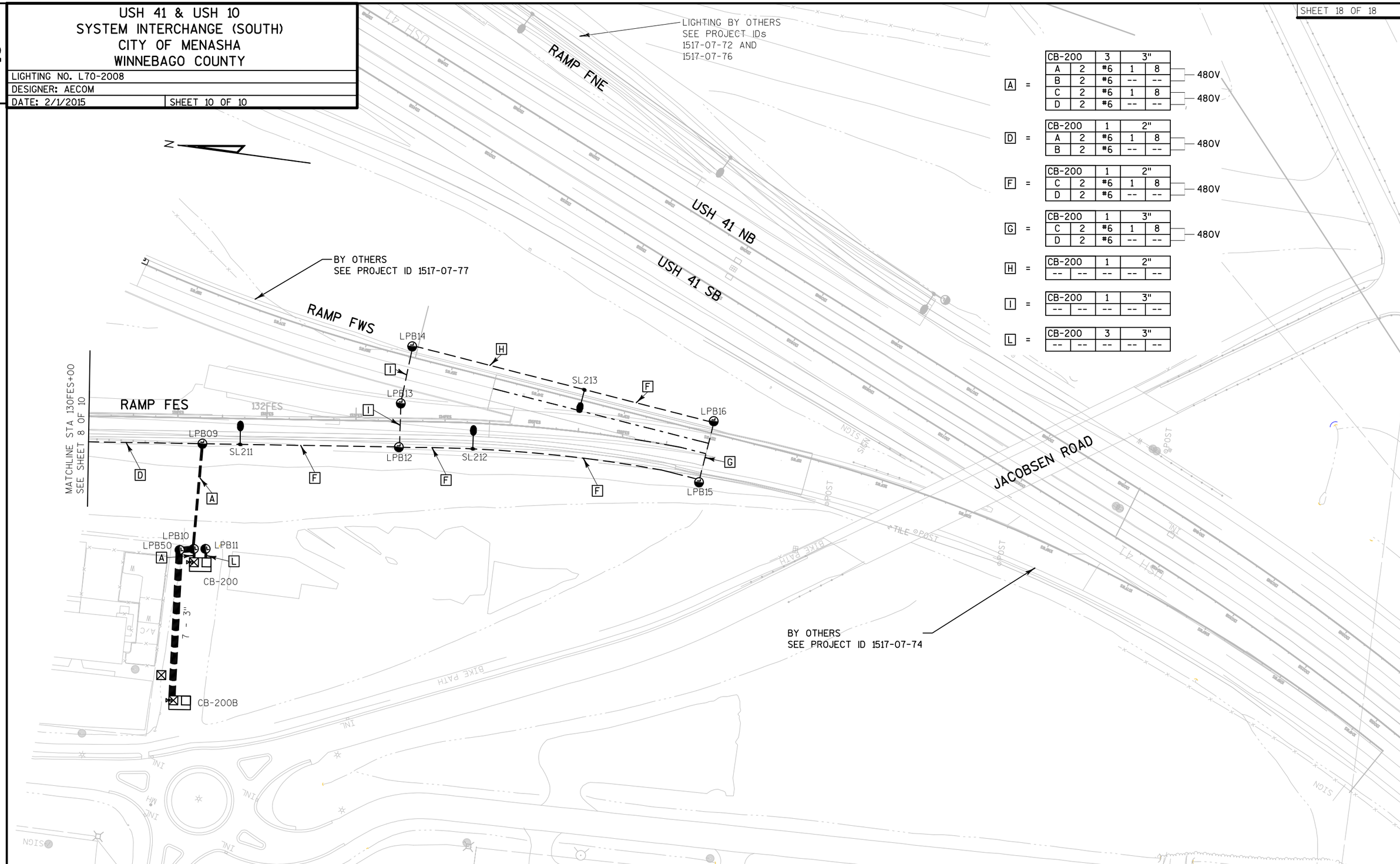

A =	CB-200	3	3"			
	A	2	#6	1	8	480V
	B	2	#6	--	--	
	C	2	#6	1	8	480V
	D	2	#6	--	--	
D =	CB-200	1	2"			
	A	2	#6	1	8	480V
	B	2	#6	--	--	
F =	CB-200	1	2"			
	C	2	#6	1	8	480V
	D	2	#6	--	--	
G =	CB-200	1	3"			
	C	2	#6	1	8	480V
	D	2	#6	--	--	
H =	CB-200	1	2"			
	--	--	--	--	--	
I =	CB-200	1	3"			
	--	--	--	--	--	
L =	CB-200	3	3"			
	--	--	--	--	--	

2

PROJECT NO:1517-07-79	HWY:USH 10	COUNTY:WINNEBAGO	LIGHTING PLAN - WIRING SCHEMATIC	SHEET	E

2

IH 41 & USH 10/STH 441 SYSTEM INTERCHANGE TOWN OF MENASHA WINNEBAGO COUNTY

LIGHTING NO. L70-2007 / L70-2008 / L70-2009
DESIGNER: AECOM
DATE: 1/15/2017 | SHEET 5 OF 27

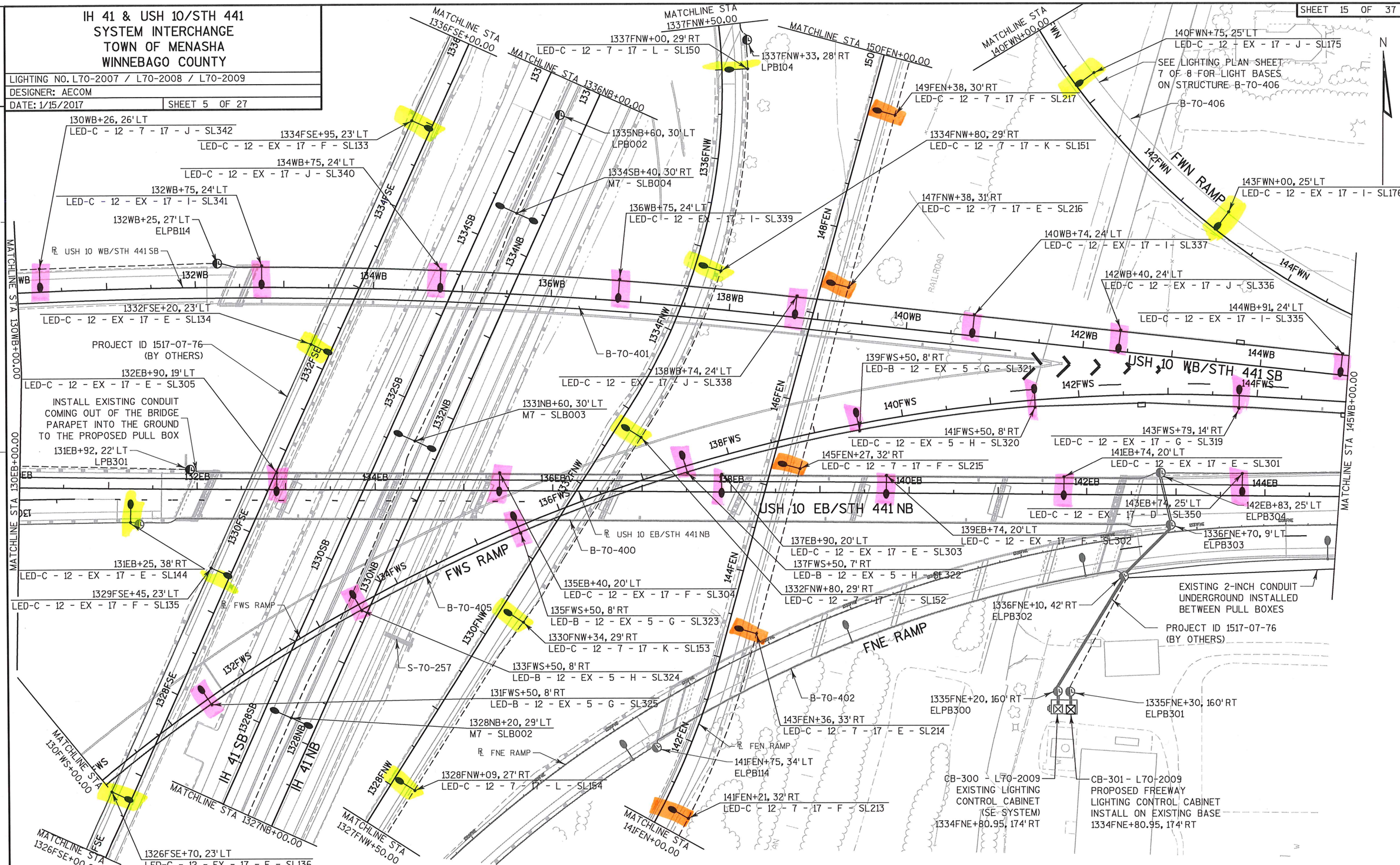

PROJECT NO: 1517-07-80	HWY: USH 10	COUNTY: WINNEBAGO	LIGHTING PLAN - USH 10 / STH 441	SHEET E

FILE NAME : \\S1102K306\projects\Transportation\US 10 WIS 441\CADD\sheets\15170780\023515_lp.dgn PLOT DATE : 6/22/2016 PLOT BY : jessica_meddaugh PLOT NAME : PLOT SCALE : 100.0000 sf / in. WISDOT/CADDS SHEET 42

You created this PDF from an application that is not licensed to print to novaPDF printer (http://www.novapdf.com)

2

IH 41 & USH 10 (JACOBSEN RD) SYSTEM INTERCHANGE TOWN OF MENASHA WINNEBAGO COUNTY

LIGHTING NO. L70-2008 / L70-2009

DESIGNER: AECOM

DATE: 1/15/2017 | SHEET 11 OF 27

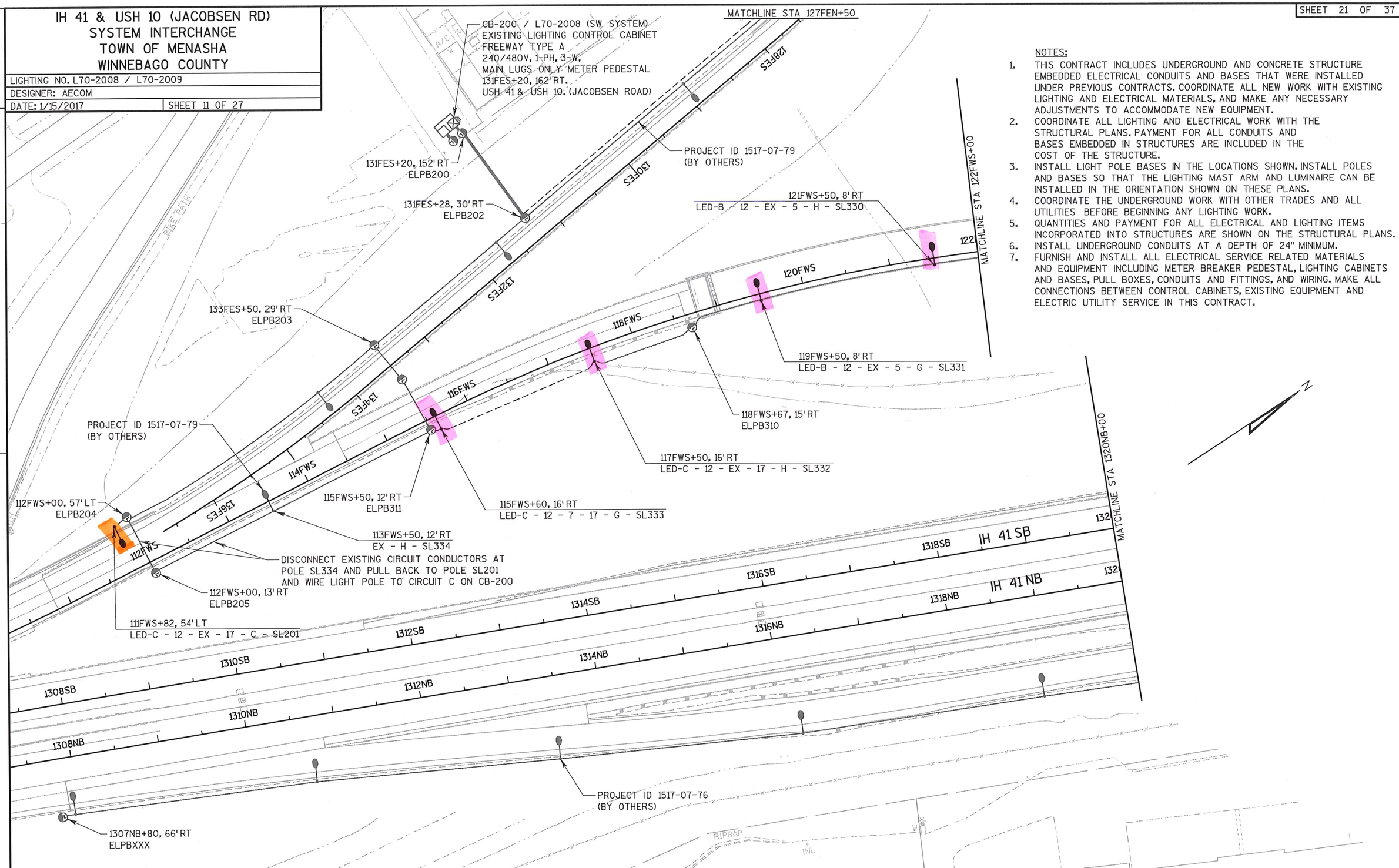

NOTES:

1. THIS CONTRACT INCLUDES UNDERGROUND AND CONCRETE STRUCTURE EMBEDDED ELECTRICAL CONDUITS AND BASES THAT WERE INSTALLED UNDER PREVIOUS CONTRACTS. COORDINATE ALL NEW WORK WITH EXISTING LIGHTING AND ELECTRICAL MATERIALS, AND MAKE ANY NECESSARY ADJUSTMENTS TO ACCOMMODATE NEW EQUIPMENT.
2. COORDINATE ALL LIGHTING AND ELECTRICAL WORK WITH THE STRUCTURAL PLANS. PAYMENT FOR ALL CONDUITS AND BASES EMBEDDED IN STRUCTURES ARE INCLUDED IN THE COST OF THE STRUCTURE.
3. INSTALL LIGHT POLE BASES IN THE LOCATIONS SHOWN. INSTALL POLES AND BASES SO THAT THE LIGHTING MAST ARM AND LUMINAIRE CAN BE INSTALLED IN THE ORIENTATION SHOWN ON THESE PLANS.
4. COORDINATE THE UNDERGROUND WORK WITH OTHER TRADES AND ALL UTILITIES BEFORE BEGINNING ANY LIGHTING WORK.
5. QUANTITIES AND PAYMENT FOR ALL ELECTRICAL AND LIGHTING ITEMS INCORPORATED INTO STRUCTURES ARE SHOWN ON THE STRUCTURAL PLANS.
6. INSTALL UNDERGROUND CONDUITS AT A DEPTH OF 24" MINIMUM.
7. FURNISH AND INSTALL ALL ELECTRICAL SERVICE RELATED MATERIALS AND EQUIPMENT INCLUDING METER BREAKER PEDESTAL, LIGHTING CABINETS AND BASES, PULL BOXES, CONDUITS AND FITTINGS, AND WIRING. MAKE ALL CONNECTIONS BETWEEN CONTROL CABINETS, EXISTING EQUIPMENT AND ELECTRIC UTILITY SERVICE IN THIS CONTRACT.

2

PROJECT NO: 1517-07-80	HWY: USH 10	COUNTY: WINNEBAGO	LIGHTING PLAN - USH 10 / STH 441	SHEET E

PRE_189

You created this PDF from an application that is not licensed to print to novaPDF printer (http://www.novapdf.com)

IH 41 & USH 10 (JACOBSEN RD) SYSTEM INTERCHANGE
TOWN OF MENASHA
WINNEBAGO COUNTY

LIGHTING NO. L70-2007 / L70-2008 / L70-2009
DESIGNER: AECOM
DATE: 1/15/2017 | SHEET 13 OF 27

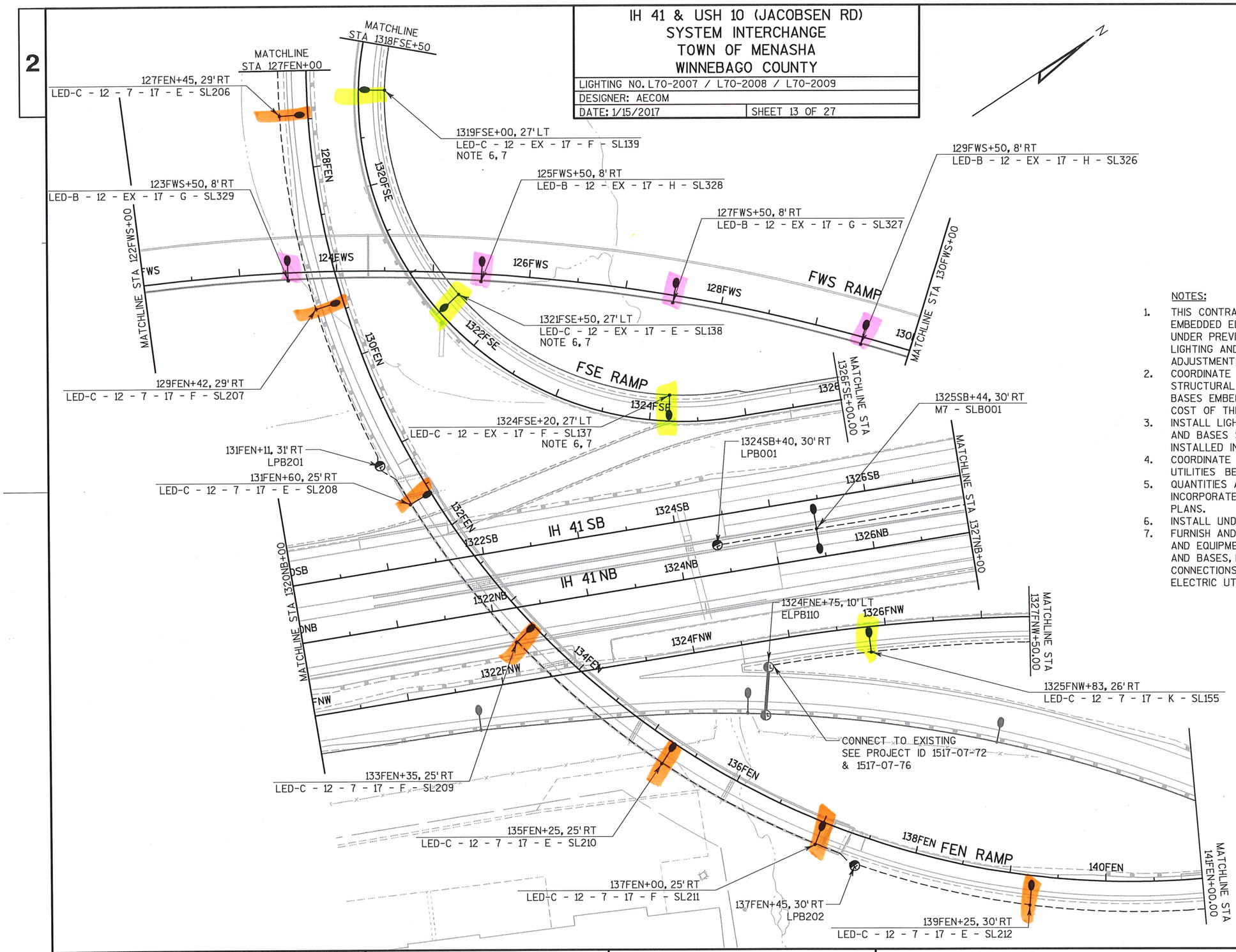

NOTES:

1. THIS CONTRACT INCLUDES UNDERGROUND AND CONCRETE STRUCTURE EMBEDDED ELECTRICAL CONDUITS AND BASES THAT WERE INSTALLED UNDER PREVIOUS CONTRACTS. COORDINATE ALL NEW WORK WITH EXISTING LIGHTING AND ELECTRICAL MATERIALS, AND MAKE ANY NECESSARY ADJUSTMENTS TO ACCOMMODATE NEW EQUIPMENT.
2. COORDINATE ALL LIGHTING AND ELECTRICAL WORK WITH THE STRUCTURAL PLANS. PAYMENT FOR ALL CONDUITS AND BASES EMBEDDED IN STRUCTURES ARE INCLUDED IN THE COST OF THE STRUCTURE.
3. INSTALL LIGHT POLE BASES IN THE LOCATIONS SHOWN. INSTALL POLES AND BASES SO THAT THE LIGHTING MAST ARM AND LUMINAIRE CAN BE INSTALLED IN THE ORIENTATION SHOWN ON THESE PLANS.
4. COORDINATE THE UNDERGROUND WORK WITH OTHER TRADES AND ALL UTILITIES BEFORE BEGINNING ANY LIGHTING WORK.
5. QUANTITIES AND PAYMENT FOR ALL ELECTRICAL AND LIGHTING ITEMS INCORPORATED INTO STRUCTURES ARE SHOWN ON THE STRUCTURAL PLANS.
6. INSTALL UNDERGROUND CONDUITS AT A DEPTH OF 24" MINIMUM.
7. FURNISH AND INSTALL ALL ELECTRICAL SERVICE RELATED MATERIALS AND EQUIPMENT INCLUDING METER BREAKER PEDESTAL, LIGHTING CABINETS AND BASES, PULL BOXES, CONDUITS AND FITTINGS, AND WIRING. MAKE ALL CONNECTIONS BETWEEN CONTROL CABINETS, EXISTING EQUIPMENT AND ELECTRIC UTILITY SERVICE IN THIS CONTRACT.

Visit www.dot.wisconsin.gov/business/engrprocs/ to print to PDF from an application that is not licensed to print PDF files.

2

IH 41 & USH 10 (COPPERHEAD DR) SYSTEM INTERCHANGE
TOWN OF MENASHA
WINNEBAGO COUNTY

LIGHTING NO. L70-2007 / L70-2008 / L70-2009
DESIGNER: AECOM
DATE: 1/15/2017 | SHEET 15 OF 27

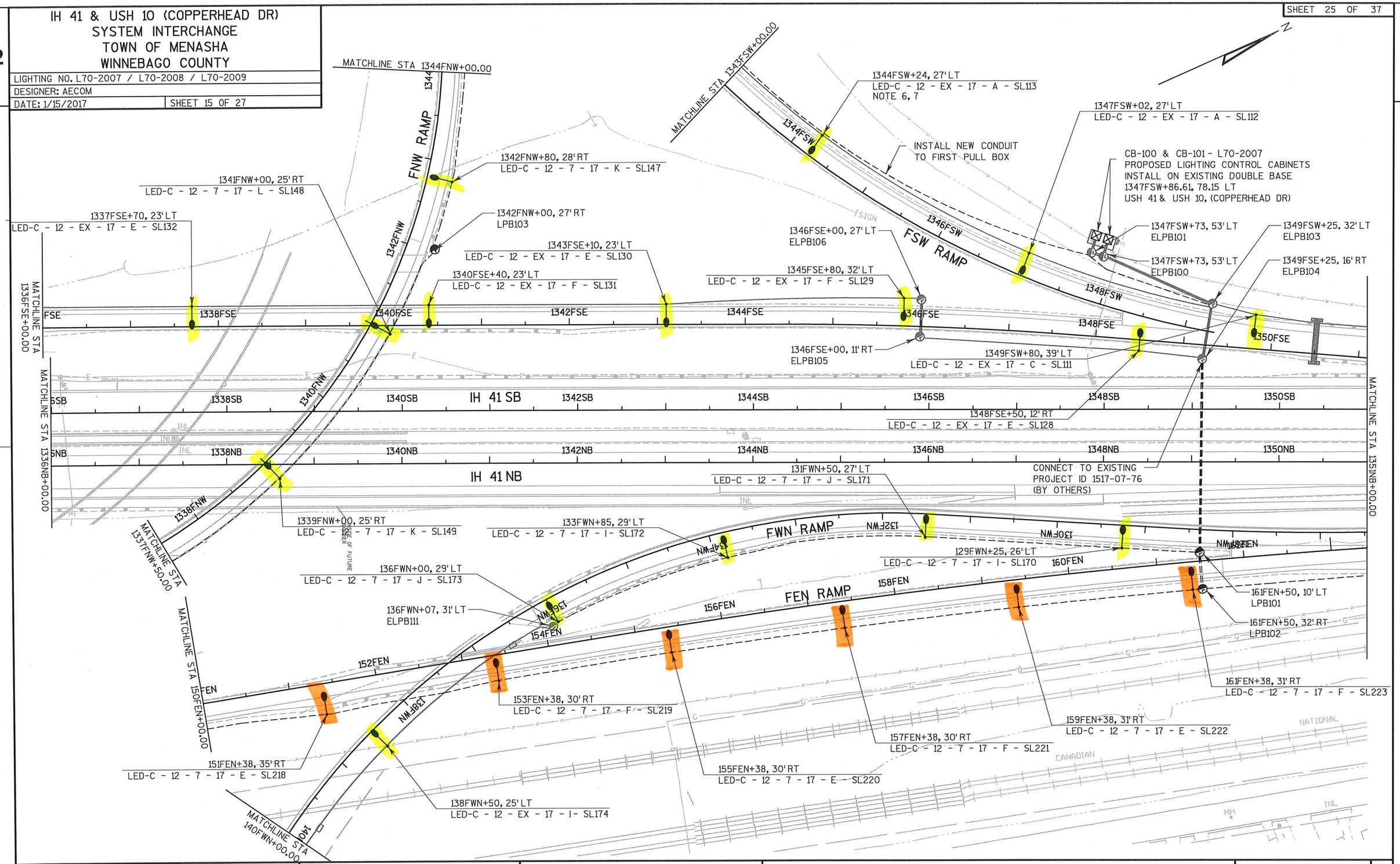

PROJECT NO: 1517-07-80	HWY: USH 10	COUNTY: WINNEBAGO	LIGHTING PLAN - USH 10 / STH 441	SHEET E

FILE NAME : \\S1102K306\projects\Transportation\US 10 WIS 441\CADD\sheets\15170780\023525_lp.dgn PLOT DATE : 6/22/2016 PLOT BY : jessica_meddaugh PLOT NAME : PLOT SCALE : 100.0000 sf / in. WISDOT/CADDS SHEET 42

You created this PDF from an application that is not licensed to print to novaPDF printer (http://www.novapdf.com)

IH 41 & USH 10, (JACOBSEN ROAD) SYSTEM INTERCHANGE TOWN OF MENASHA WINNEBAGO COUNTY

LIGHTING NO. L70-2007 / L70-2008
DESIGNER: AECOM
DATE: 1/15/2017 SHEET 25 OF 27

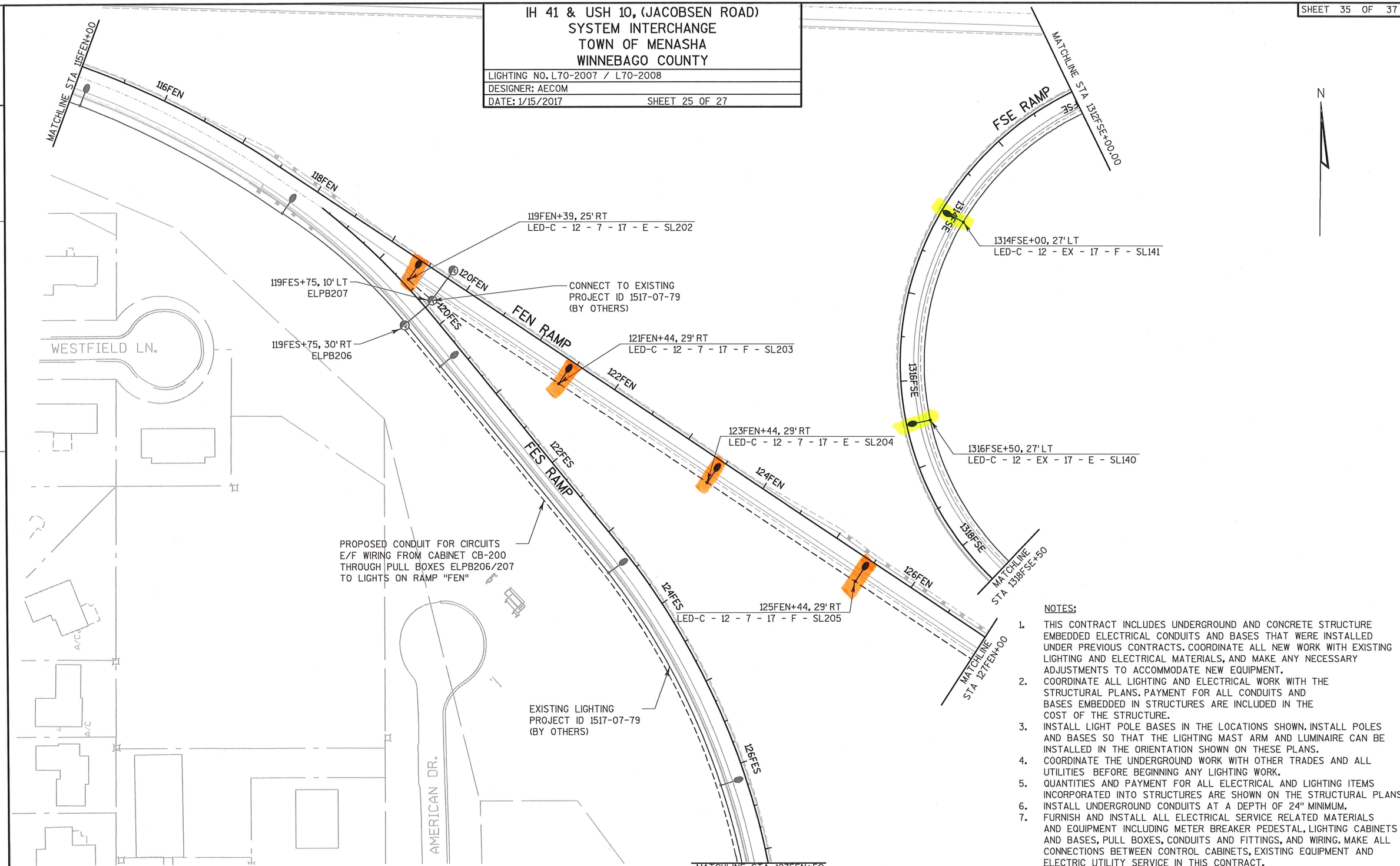

NOTES:

1. THIS CONTRACT INCLUDES UNDERGROUND AND CONCRETE STRUCTURE EMBEDDED ELECTRICAL CONDUITS AND BASES THAT WERE INSTALLED UNDER PREVIOUS CONTRACTS. COORDINATE ALL NEW WORK WITH EXISTING LIGHTING AND ELECTRICAL MATERIALS, AND MAKE ANY NECESSARY ADJUSTMENTS TO ACCOMMODATE NEW EQUIPMENT.
2. COORDINATE ALL LIGHTING AND ELECTRICAL WORK WITH THE STRUCTURAL PLANS. PAYMENT FOR ALL CONDUITS AND BASES EMBEDDED IN STRUCTURES ARE INCLUDED IN THE COST OF THE STRUCTURE.
3. INSTALL LIGHT POLE BASES IN THE LOCATIONS SHOWN. INSTALL POLES AND BASES SO THAT THE LIGHTING MAST ARM AND LUMINAIRE CAN BE INSTALLED IN THE ORIENTATION SHOWN ON THESE PLANS.
4. COORDINATE THE UNDERGROUND WORK WITH OTHER TRADES AND ALL UTILITIES BEFORE BEGINNING ANY LIGHTING WORK.
5. QUANTITIES AND PAYMENT FOR ALL ELECTRICAL AND LIGHTING ITEMS INCORPORATED INTO STRUCTURES ARE SHOWN ON THE STRUCTURAL PLANS.
6. INSTALL UNDERGROUND CONDUITS AT A DEPTH OF 24" MINIMUM.
7. FURNISH AND INSTALL ALL ELECTRICAL SERVICE RELATED MATERIALS AND EQUIPMENT INCLUDING METER BREAKER PEDESTAL, LIGHTING CABINETS AND BASES, PULL BOXES, CONDUITS AND FITTINGS, AND WIRING. MAKE ALL CONNECTIONS BETWEEN CONTROL CABINETS, EXISTING EQUIPMENT AND ELECTRIC UTILITY SERVICE IN THIS CONTRACT.

PROJECT NO: 1517-07-80	HWY: USH 10	COUNTY: WINNEBAGO	LIGHTING PLAN - USH 10 / STH 441	SHEET E

PRE_203

You created this PDF from an application that is not licensed to print to novaPDF printer (http://www.novapdf.com)