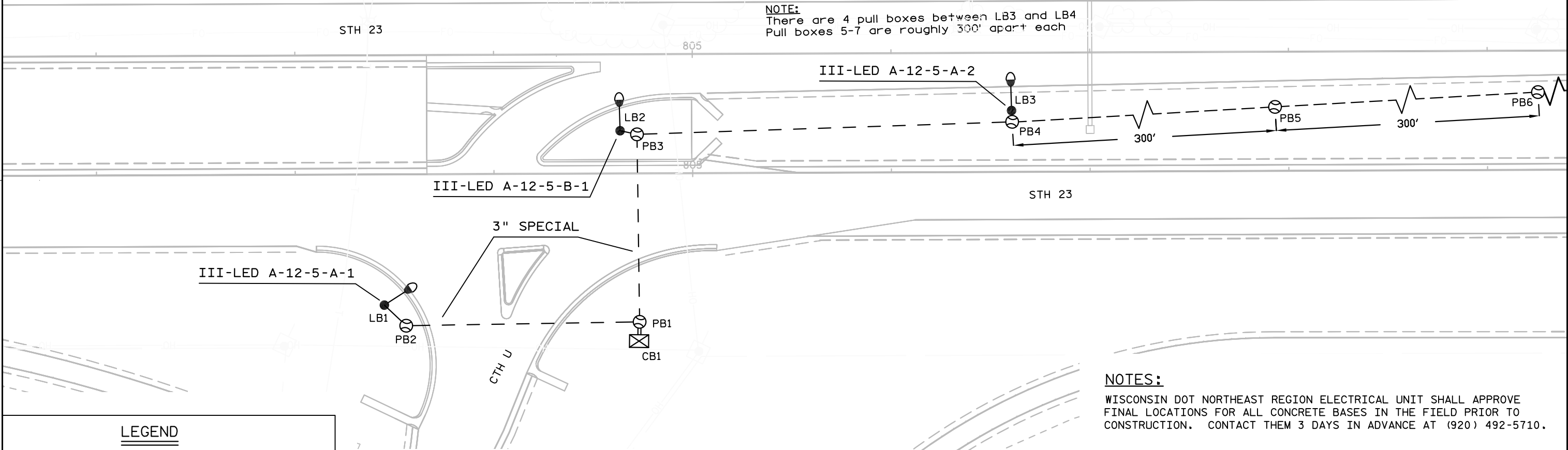
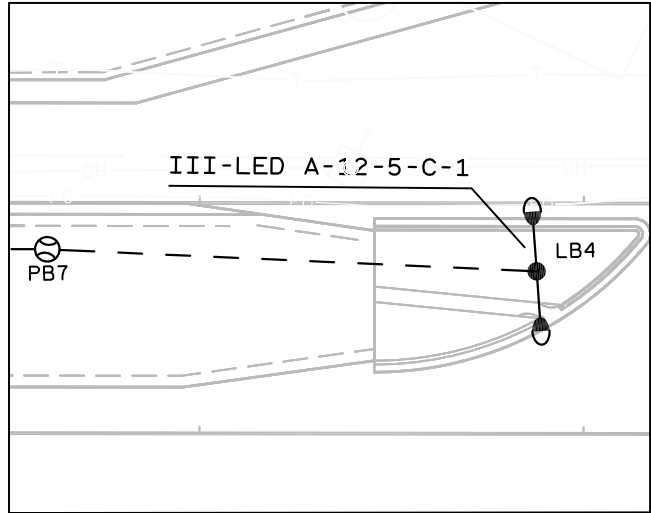
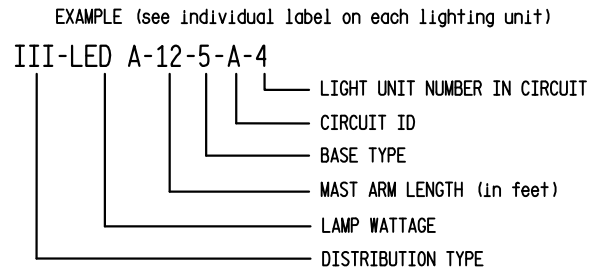




CONDUCTOR COLOR SCHEME	
Circuit "A"	= Black
Circuit "B"	= Red
Circuit "C"	= Blue
Circuit "D"	= Brown
Circuit "E"	= Orange
Circuit "F"	= Yellow



LEGEND	
LIGHTING CONTROL CABINET WITH METER BREAKER PEDESTAL	
2" CONDUIT, NON-METALLIC (unless otherwise noted)	
LIGHTING UNIT	
PULL BOX 24" X 42"	
UTILITY POLE	
ELECTRIC, UNDERGROUND	
ELECTRIC, OVERHEAD	



240 VOLT SYSTEM  
120/240 VOLT ELECTRIC SERVICE

**NOTES:**

WISCONSIN DOT NORTHEAST REGION ELECTRICAL UNIT SHALL APPROVE FINAL LOCATIONS FOR ALL CONCRETE BASES IN THE FIELD PRIOR TO CONSTRUCTION. CONTACT THEM 3 DAYS IN ADVANCE AT (920) 492-5710.

THE LOCATION OF EXISTING AND PROPOSED UTILITIES AS SHOWN ON THE PLANS ARE APPROXIMATE. IN ADDITION, THERE MAY BE OTHER UTILITIES WITHIN THE PROJECT AREA WHICH ARE NOT SHOWN. THE CONTRACTOR SHALL VERIFY THE LOCATIONS OF ALL UTILITIES PRIOR TO CONSTRUCTION.

STH 23 & CTH U TOWN OF GREENBUSH SHEBOYGAN COUNTY	
LIGHTING NO. 59-2013	
DESIGNER: WISDOT NE REGION TRAFFIC UNIT	
DATE: 7-31-2014	SHEET NO. 1 OF 1