

OMNNI Associates, Inc.

One Systems Drive
Appleton, WI 54914
Traffic Data

CTH CE & Eisenhower Dr
AMPeak: 630-900
Counted by: Os Falcon
Weather: clear and cold

File Name : CE-Eisenhower AM
Site Code : 00000002
Start Date : 2/4/2009
Page No : 1

Groups Printed- Pass Cars - SU Trucks & Buses - Trailers

Start Time	Eisenhower Southbound					CTH CE Westbound					Eisenhower Northbound					CTH CE Eastbound					Int. Total
	Left	Thru	Right	Peds	App. Total	Left	Thru	Right	Peds	App. Total	Left	Thru	Right	Peds	App. Total	Left	Thru	Right	Peds	App. Total	
Factor	1.1	1.1	1.1	1.1		1.1	1.1	1.1	1.1		1.1	1.1	1.1	1.1		1.1	1.1	1.1	1.1		
06:30	2	7	35	0	44	19	287	7	0	313	34	11	7	0	52	14	81	10	0	105	514
06:45	4	13	30	0	47	24	236	13	0	273	36	15	15	0	66	37	72	16	0	125	511
Total	6	20	65	0	91	43	523	20	0	586	70	26	22	0	118	51	153	26	0	230	1025
07:00	11	20	57	0	88	40	308	10	0	358	44	15	19	0	78	42	102	12	0	156	680
07:15	11	11	69	0	91	32	295	19	1	347	54	14	18	0	86	43	86	20	0	149	673
07:30	8	29	88	0	125	40	317	15	0	372	58	31	12	0	101	47	92	13	0	152	750
07:45	11	24	66	0	101	46	267	13	0	326	56	36	13	0	105	63	113	29	0	205	737
Total	41	84	280	0	405	158	1187	57	1	1403	212	96	62	0	370	195	393	74	0	662	2840
08:00	10	23	60	0	93	45	222	19	0	286	43	24	16	0	83	40	85	23	0	148	610
08:15	8	22	46	0	76	39	141	6	0	186	41	21	15	0	77	51	77	30	0	158	497
08:30	3	32	48	0	83	54	133	18	0	205	42	17	18	0	77	33	74	23	0	130	495
08:45	3	27	36	0	66	31	105	11	1	148	42	18	10	0	70	30	94	24	0	148	432
Total	24	104	190	0	318	169	601	54	1	825	168	80	59	0	307	154	330	100	0	584	2034
Grand Total	71	208	535	0	814	370	2311	131	2	2814	450	202	143	0	795	400	876	200	0	1476	5899
Apprch %	8.7	25.6	65.7	0		13.1	82.1	4.7	0.1		56.6	25.4	18	0		27.1	59.3	13.6	0		
Total %	1.2	3.5	9.1	0	13.8	6.3	39.2	2.2	0	47.7	7.6	3.4	2.4	0	13.5	6.8	14.8	3.4	0	25	
Pass Cars	69	204	525	0	798	366	2289	130	2	2787	433	198	140	0	771	393	848	193	0	1434	5790
% Pass Cars	97.2	98.1	98.1	0	98	98.9	99	99.2	100	99	96.2	98	97.9	0	97	98.2	96.8	96.5	0	97.2	98.2
SU Trucks & Buses	1	0	0	0	1	0	12	0	0	12	6	1	1	0	8	0	11	2	0	13	34
% SU Trucks & Buses	1.4	0	0	0	0.1	0	0.5	0	0	0.4	1.3	0.5	0.7	0	1	0	1.3	1	0	0.9	0.6
Tractor-Trailers	1	4	10	0	15	4	10	1	0	15	11	3	2	0	16	7	17	5	0	29	75
% Tractor-Trailers	1.4	1.9	1.9	0	1.8	1.1	0.4	0.8	0	0.5	2.4	1.5	1.4	0	2	1.8	1.9	2.5	0	2	1.3

Note: 1.1x factor applied

OMNNI Associates, Inc.

One Systems Drive
 Appleton, WI 54914
 Traffic Data

File Name : CE-Eisenhower AM
 Site Code : 00000002
 Start Date : 2/4/2009
 Page No : 2

CTH CE & Eisenhower Dr
 AMPeak: 630-900
 Counted by: Os Falcon
 Weather: clear and cold

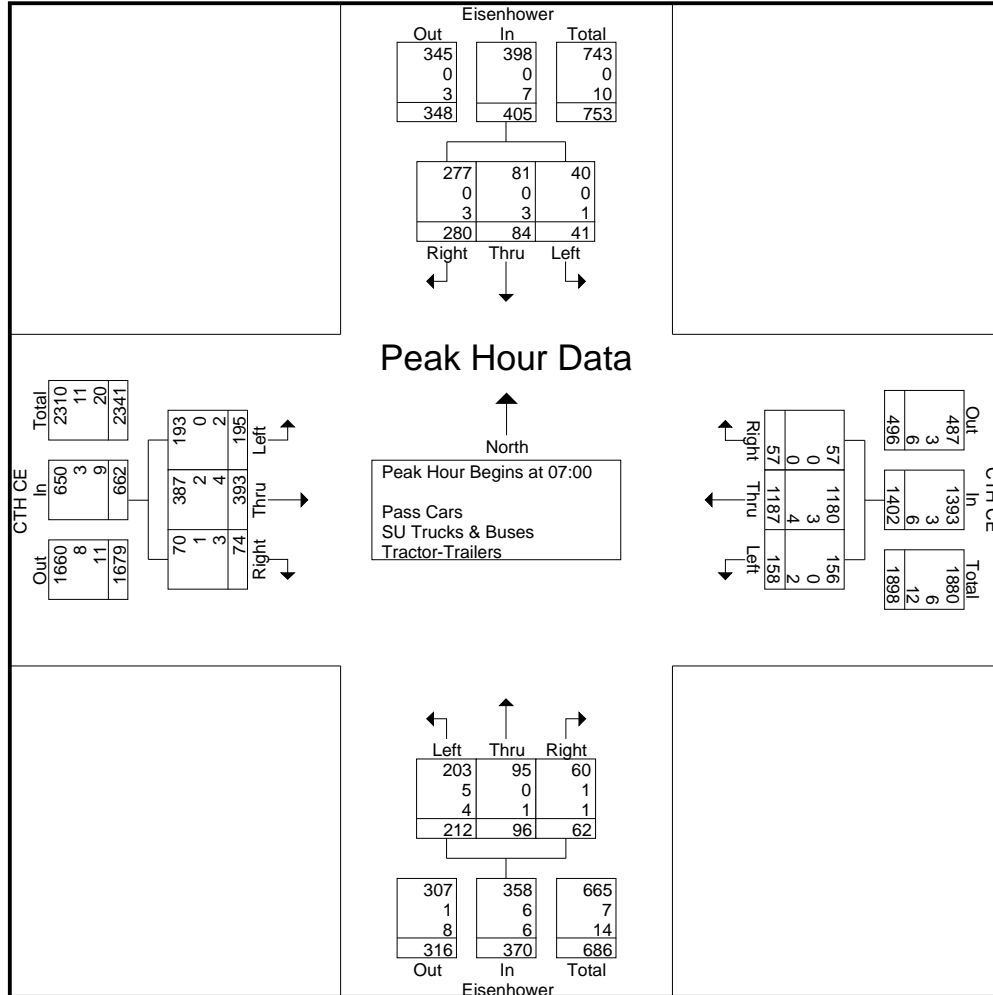
Start Time	Eisenhower Southbound				CTH CE Westbound				Eisenhower Northbound				CTH CE Eastbound				Int. Total
	Left	Thru	Right	App. Total	Left	Thru	Right	App. Total	Left	Thru	Right	App. Total	Left	Thru	Right	App. Total	
Peak Hour Analysis From 06:30 to 08:45 - Peak 1 of 1																	
Peak Hour for Entire Intersection Begins at 07:00																	
07:00	11	20	57	88	40	308	10	358	44	15	19	78	42	102	12	156	680
07:15	11	11	69	91	32	295	19	346	54	14	18	86	43	86	20	149	672
07:30	8	29	88	125	40	317	15	372	58	31	12	101	47	92	13	152	750
07:45	11	24	66	101	46	267	13	326	56	36	13	105	63	113	29	205	737
Total Volume	41	84	280	405	158	1187	57	1402	212	96	62	370	195	393	74	662	2839
% App. Total	10.1	20.7	69.1		11.3	84.7	4.1		57.3	25.9	16.8		29.5	59.4	11.2		
PHF	.932	.724	.795	.810	.859	.936	.750	.942	.914	.667	.816	.881	.774	.869	.638	.807	.946
Pass Cars	40	81	277	398	156	1180	57	1393	203	95	60	358	193	387	70	650	2799
% Pass Cars	97.6	96.4	98.9	98.3	98.7	99.4	100	99.4	95.8	99.0	96.8	96.8	99.0	98.5	94.6	98.2	98.6
SU Trucks & Buses	0	0	0	0	0	3	0	3	5	0	1	6	0	2	1	3	12
% SU Trucks & Buses	0	0	0	0	0	0.3	0	0.2	2.4	0	1.6	1.6	0	0.5	1.4	0.5	0.4
Tractor-Trailers	1	3	3	7	2	4	0	6	4	1	1	6	2	4	3	9	28
% Tractor-Trailers	2.4	3.6	1.1	1.7	1.3	0.3	0	0.4	1.9	1.0	1.6	1.6	1.0	1.0	4.1	1.4	1.0

OMNNI Associates, Inc.

One Systems Drive
Appleton, WI 54914
Traffic Data

CTH CE & Eisenhower Dr
AMPeak: 630-900
Counted by: Os Falcon
Weather: clear and cold

File Name : CE-Eisenhower AM
Site Code : 00000002
Start Date : 2/4/2009
Page No : 3



OMNNI Associates, Inc.

One Systems Drive
 Appleton, WI 54914
 Traffic Data

CTH CE & Eisenhower Dr
 PM Peak: 1500-1800
 Counted by: Os Falcon
 Weather: clear and cold

File Name : CE-Eisenhower PM
 Site Code : 00000002
 Start Date : 2/4/2009
 Page No : 1

Groups Printed- Pass Cars - SU Trucks & Buses - Trailers

Start Time	Eisenhower Southbound					CTH CE Westbound					Eisenhower Northbound					CTH CE Eastbound					Int. Total
	Left	Thru	Right	Peds	App. Total	Left	Thru	Right	Peds	App. Total	Left	Thru	Right	Peds	App. Total	Left	Thru	Right	Peds	App. Total	
Factor	1.1	1.1	1.1	1.1		1.1	1.1	1.1	1.1		1.1	1.1	1.1	1.1		1.1	1.1	1.1	1.1		
15:00	8	36	41	1	86	48	144	3	0	195	74	25	34	0	133	41	218	31	0	290	704
15:15	8	20	23	0	51	59	121	9	0	189	54	25	24	0	103	28	197	39	0	264	607
15:30	12	24	25	0	61	54	82	14	0	150	67	22	25	0	114	21	176	42	0	239	564
15:45	10	26	24	0	60	64	93	2	0	159	63	28	26	0	117	33	171	61	0	265	601
Total	38	106	113	1	258	225	440	28	0	693	258	100	109	0	467	123	762	173	0	1058	2476
16:00	11	51	21	0	83	70	88	2	0	160	79	32	13	0	124	22	155	51	0	228	595
16:15	18	39	22	0	79	56	105	2	0	163	74	19	26	0	119	46	210	62	0	318	679
16:30	18	47	45	0	110	50	109	8	0	167	54	22	30	0	106	37	197	68	0	302	685
16:45	11	54	12	0	77	55	89	6	0	150	67	34	28	0	129	34	239	51	0	324	680
Total	58	191	100	0	349	231	391	18	0	640	274	107	97	0	478	139	801	232	0	1172	2639
17:00	13	54	23	0	90	64	136	2	0	202	85	29	34	0	148	38	272	69	0	379	819
17:15	7	36	20	0	63	66	113	1	0	180	73	29	36	0	138	39	286	66	0	391	772
17:30	8	25	21	0	54	57	90	4	0	151	81	26	33	0	140	17	210	62	0	289	634
17:45	9	24	22	0	55	58	120	4	0	182	81	36	34	0	151	25	223	54	0	302	690
Total	37	139	86	0	262	245	459	11	0	715	320	120	137	0	577	119	991	251	0	1361	2915
Grand Total	133	436	299	1	869	701	1290	57	0	2048	852	327	343	0	1522	381	2554	656	0	3591	8030
Apprch %	15.3	50.2	34.4	0.1		34.2	63	2.8	0		56	21.5	22.5	0		10.6	71.1	18.3	0		
Total %	1.7	5.4	3.7	0	10.8	8.7	16.1	0.7	0	25.5	10.6	4.1	4.3	0	19	4.7	31.8	8.2	0	44.7	
Pass Cars	132	430	292	0	854	700	1271	56	0	2027	846	324	340	0	1510	371	2545	654	0	3570	7961
% Pass Cars	99.2	98.6	97.7	0	98.3	99.9	98.5	98.2	0	99	99.3	99.1	99.1	0	99.2	97.4	99.6	99.7	0	99.4	99.1
SU Trucks & Buses	0	3	5	0	8	0	8	1	0	9	3	1	0	0	4	5	6	1	0	12	33
% SU Trucks & Buses	0	0.7	1.7	0	0.9	0	0.6	1.8	0	0.4	0.4	0.3	0	0	0.3	1.3	0.2	0.2	0	0.3	0.4
Tractor-Trailers	1	3	2	1	7	1	11	0	0	12	3	2	3	0	8	5	3	1	0	9	36
% Tractor-Trailers	0.8	0.7	0.7	100	0.8	0.1	0.9	0	0	0.6	0.4	0.6	0.9	0	0.5	1.3	0.1	0.2	0	0.3	0.4

Note: 1.1x factor applied.

OMNNI Associates, Inc.

One Systems Drive
 Appleton, WI 54914
 Traffic Data

File Name : CE-Eisenhower PM
 Site Code : 00000002
 Start Date : 2/4/2009
 Page No : 2

CTH CE & Eisenhower Dr
 PM Peak: 1500-1800
 Counted by: Os Falcon
 Weather: clear and cold

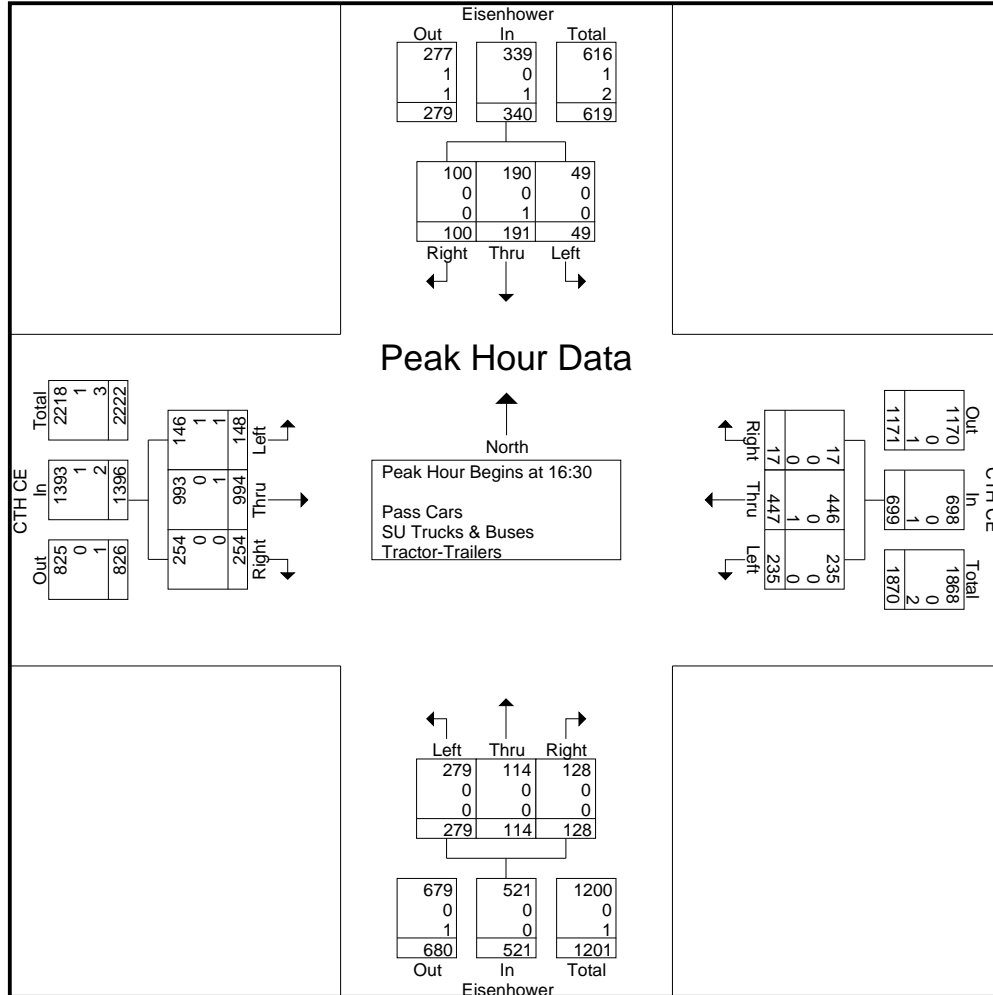
Start Time	Eisenhower Southbound				CTH CE Westbound				Eisenhower Northbound				CTH CE Eastbound				Int. Total
	Left	Thru	Right	App. Total	Left	Thru	Right	App. Total	Left	Thru	Right	App. Total	Left	Thru	Right	App. Total	
Peak Hour Analysis From 15:00 to 17:45 - Peak 1 of 1																	
Peak Hour for Entire Intersection Begins at 16:30																	
16:30	18	47	45	110	50	109	8	167	54	22	30	106	37	197	68	302	685
16:45	11	54	12	77	55	89	6	150	67	34	28	129	34	239	51	324	680
17:00	13	54	23	90	64	136	2	202	85	29	34	148	38	272	69	379	819
17:15	7	36	20	63	66	113	1	180	73	29	36	138	39	286	66	391	772
Total Volume	49	191	100	340	235	447	17	699	279	114	128	521	148	994	254	1396	2956
% App. Total	14.4	56.2	29.4		33.6	63.9	2.4		53.6	21.9	24.6		10.6	71.2	18.2		
PHF	.681	.884	.556	.773	.890	.822	.531	.865	.821	.838	.889	.880	.949	.869	.920	.893	.902
Pass Cars	49	190	100	339	235	446	17	698	279	114	128	521	146	993	254	1393	2951
% Pass Cars	100	99.5	100	99.7	100	99.8	100	99.9	100	100	100	100	98.6	99.9	100	99.8	99.8
SU Trucks & Buses	0	0	0	0	0	0	0	0	0	0	0	0	1	0	0	1	1
% SU Trucks & Buses	0	0	0	0	0	0	0	0	0	0	0	0	0.7	0	0	0.1	0.0
Tractor-Trailers	0	1	0	1	0	1	0	1	0	0	0	0	1	1	0	2	4
% Tractor-Trailers	0	0.5	0	0.3	0	0.2	0	0.1	0	0	0	0	0.7	0.1	0	0.1	0.1

OMNNI Associates, Inc.

One Systems Drive
 Appleton, WI 54914
 Traffic Data

CTH CE & Eisenhower Dr
 PM Peak: 1500-1800
 Counted by: Os Falcon
 Weather: clear and cold

File Name : CE-Eisenhower PM
 Site Code : 00000002
 Start Date : 2/4/2009
 Page No : 3



OMNNI Associates, Inc.

One Systems Drive
Appleton, WI 54914
Traffic Data

CTH CE & Railroad St
AM Peak: 6:30 - 9:00
Counted by: Os Falcon
Weather: light snow, cold

File Name : CE-Railroad AM
Site Code : 00000000
Start Date : 2/3/2009
Page No : 1

Groups Printed- Pass Cars - SU trucks and Buses - Trailers

Start Time	Railroad Southbound					CTH CE Westbound					Railroad Northbound					CTH CE Eastbound					Int. Total
	Left	Thru	Right	Peds	App. Total	Left	Thru	Right	Peds	App. Total	Left	Thru	Right	Peds	App. Total	Left	Thru	Right	Peds	App. Total	
Factor	1.1	1.1	1.1	1.1		1.1	1.1	1.1	1.1		1.1	1.1	1.1	1.1		1.1	1.1	1.1	1.1		
06:30	3	4	42	0	49	3	224	6	0	233	2	1	0	0	3	22	39	1	0	62	347
06:45	8	13	42	0	63	10	249	20	0	279	0	7	0	0	7	35	72	1	0	108	457
Total	11	17	84	0	112	13	473	26	0	512	2	8	0	0	10	57	111	2	0	170	804
07:00	13	4	61	0	78	6	257	25	0	288	0	10	1	0	11	43	83	1	0	127	504
07:15	16	4	64	0	84	2	289	35	0	326	1	32	2	0	35	60	96	4	0	160	605
07:30	18	7	75	0	100	11	321	31	0	363	1	14	4	0	19	32	79	3	0	114	596
07:45	14	8	43	0	65	12	315	46	0	373	1	10	4	0	15	41	99	0	0	140	593
Total	61	23	243	0	327	31	1182	137	0	1350	3	66	11	0	80	176	357	8	0	541	2298
08:00	5	8	51	1	65	7	267	24	0	298	1	11	6	0	18	31	66	1	0	98	479
08:15	7	5	23	0	35	14	145	22	0	181	1	9	3	0	13	42	93	1	0	136	365
08:30	7	6	47	0	60	8	139	17	0	164	0	10	3	0	13	42	43	0	0	85	322
08:45	3	4	39	0	46	6	136	19	0	161	0	6	3	0	9	45	56	0	0	101	317
Total	22	23	160	1	206	35	687	82	0	804	2	36	15	0	53	160	258	2	0	420	1483
Grand Total	94	63	487	1	645	79	2342	245	0	2666	7	110	26	0	143	393	726	12	0	1131	4585
Apprch %	14.6	9.8	75.5	0.2		3	87.8	9.2	0		4.9	76.9	18.2	0		34.7	64.2	1.1	0		
Total %	2.1	1.4	10.6	0	14.1	1.7	51.1	5.3	0	58.1	0.2	2.4	0.6	0	3.1	8.6	15.8	0.3	0	24.7	
Pass Cars	83	59	479	1	622	76	2302	240	0	2618	6	104	23	0	133	382	688	10	0	1080	4453
% Pass Cars	88.3	93.7	98.4	100	96.4	96.2	98.3	98	0	98.2	85.7	94.5	88.5	0	93	97.2	94.8	83.3	0	95.5	97.1
SU trucks and Buses	2	0	2	0	4	1	14	2	0	17	0	0	0	0	0	1	13	0	0	14	35
% SU trucks and Buses	2.1	0	0.4	0	0.6	1.3	0.6	0.8	0	0.6	0	0	0	0	0	0.3	1.8	0	0	1.2	0.8
Tractor-Trailers	9	4	6	0	19	2	26	3	0	31	1	6	3	0	10	10	25	2	0	37	97
% Tractor-Trailers	9.6	6.3	1.2	0	2.9	2.5	1.1	1.2	0	1.2	14.3	5.5	11.5	0	7	2.5	3.4	16.7	0	3.3	2.1

Note: 1.1x factor applied

OMNNI Associates, Inc.

One Systems Drive
 Appleton, WI 54914
 Traffic Data

File Name : CE-Railroad AM
 Site Code : 00000000
 Start Date : 2/3/2009
 Page No : 2

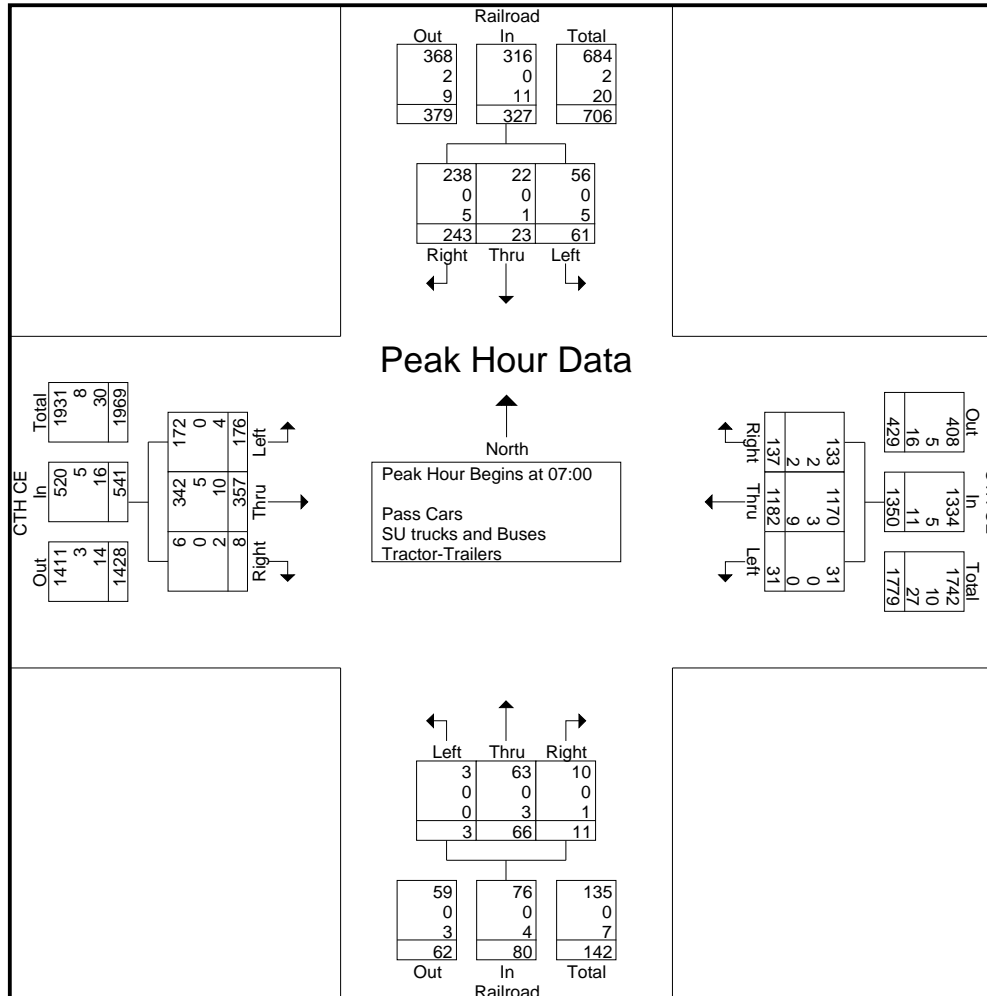
CTH CE & Railroad St
 AM Peak: 6:30 - 9:00
 Counted by: Os Falcon
 Weather: light snow, cold

Start Time	Railroad Southbound				CTH CE Westbound				Railroad Northbound				CTH CE Eastbound				Int. Total
	Left	Thru	Right	App. Total	Left	Thru	Right	App. Total	Left	Thru	Right	App. Total	Left	Thru	Right	App. Total	
Peak Hour Analysis From 06:30 to 08:45 - Peak 1 of 1																	
Peak Hour for Entire Intersection Begins at 07:00																	
07:00	13	4	61	78	6	257	25	288	0	10	1	11	43	83	1	127	504
07:15	16	4	64	84	2	289	35	326	1	32	2	35	60	96	4	160	605
07:30	18	7	75	100	11	321	31	363	1	14	4	19	32	79	3	114	596
07:45	14	8	43	65	12	315	46	373	1	10	4	15	41	99	0	140	593
Total Volume	61	23	243	327	31	1182	137	1350	3	66	11	80	176	357	8	541	2298
% App. Total	18.7	7	74.3		2.3	87.6	10.1		3.8	82.5	13.8		32.5	66	1.5		
PHF	.847	.719	.810	.818	.646	.921	.745	.905	.750	.516	.688	.571	.733	.902	.500	.845	.950
Pass Cars	56	22	238	316	31	1170	133	1334	3	63	10	76	172	342	6	520	2246
% Pass Cars	91.8	95.7	97.9	96.6	100	99.0	97.1	98.8	100	95.5	90.9	95.0	97.7	95.8	75.0	96.1	97.7
SU trucks and Buses	0	0	0	0	0	3	2	5	0	0	0	0	0	5	0	5	10
% SU trucks and Buses	0	0	0	0	0	0.3	1.5	0.4	0	0	0	0	0	1.4	0	0.9	0.4
Tractor-Trailers	5	1	5	11	0	9	2	11	0	3	1	4	4	10	2	16	42
% Tractor-Trailers	8.2	4.3	2.1	3.4	0	0.8	1.5	0.8	0	4.5	9.1	5.0	2.3	2.8	25.0	3.0	1.8

OMNNI Associates, Inc.
 One Systems Drive
 Appleton, WI 54914
 Traffic Data

CTH CE & Railroad St
 AM Peak: 6:30 - 9:00
 Counted by: Os Falcon
 Weather: light snow, cold

File Name : CE-Railroad AM
 Site Code : 00000000
 Start Date : 2/3/2009
 Page No : 3



OMNNI Associates, Inc.

One Systems Drive
Appleton, WI 54914
Traffic Data

CTH CE & Railroad St
PM Peak: 1500-1800
Counted by: Os Falcon
Weather: clear and cold

File Name : CE-Railroad PM
Site Code : 00000001
Start Date : 2/3/2009
Page No : 1

Groups Printed- Pass Cars - SU trucks & Buses - Trailers

Start Time	Railroad Southbound					CTH CE Westbound					Railroad Northbound					CTH CE Eastbound					Int. Total
	Left	Thru	Right	Peds	App. Total	Left	Thru	Right	Peds	App. Total	Left	Thru	Right	Peds	App. Total	Left	Thru	Right	Peds	App. Total	
Factor	1.1	1.1	1.1	1.1		1.1	1.1	1.1	1.1		1.1	1.1	1.1	1.1		1.1	1.1	1.1	1.1		
15:00	17	11	44	0	72	9	150	11	0	170	0	13	15	0	28	57	167	2	0	226	496
15:15	18	3	36	0	57	8	159	15	0	182	2	15	3	1	21	88	173	1	0	262	522
15:30	18	8	39	0	65	7	165	13	0	185	4	11	12	1	28	89	191	2	0	282	560
15:45	17	9	42	0	68	18	102	29	0	149	2	15	7	0	24	75	142	1	0	218	459
Total	70	31	161	0	262	42	576	68	0	686	8	54	37	2	101	309	673	6	0	988	2037
16:00	15	10	45	0	70	4	138	11	0	153	2	23	11	0	36	96	169	2	0	267	526
16:15	18	1	34	0	53	4	127	8	0	139	0	15	6	0	21	86	190	2	0	278	491
16:30	26	7	45	0	78	6	140	14	0	160	1	13	8	0	22	84	191	3	0	278	538
16:45	14	10	18	0	42	7	107	9	0	123	1	7	13	0	21	76	146	2	0	224	410
Total	73	28	142	0	243	21	512	42	0	575	4	58	38	0	100	342	696	9	0	1047	1965
17:00	31	10	57	0	98	15	155	17	0	187	2	21	9	0	32	123	239	2	0	364	681
17:15	24	14	65	0	103	7	187	19	0	213	0	26	18	0	44	113	272	2	0	387	747
17:30	14	12	55	0	81	6	162	9	0	177	1	13	9	0	23	96	248	2	0	346	627
17:45	18	19	45	0	82	3	147	17	0	167	2	21	9	0	32	85	218	2	0	305	586
Total	87	55	222	0	364	31	651	62	0	744	5	81	45	0	131	417	977	8	0	1402	2641
Grand Total	230	114	525	0	869	94	1739	172	0	2005	17	193	120	2	332	1068	2346	23	0	3437	6643
Apprch %	26.5	13.1	60.4	0		4.7	86.7	8.6	0		5.1	58.1	36.1	0.6		31.1	68.3	0.7	0		
Total %	3.5	1.7	7.9	0	13.1	1.4	26.2	2.6	0	30.2	0.3	2.9	1.8	0	5	16.1	35.3	0.3	0	51.7	
Pass Cars	226	113	521	0	860	92	1725	169	0	1986	16	192	117	2	327	1064	2327	23	0	3414	6587
% Pass Cars	98.3	99.1	99.2	0	99	97.9	99.2	98.3	0	99.1	94.1	99.5	97.5	100	98.5	99.6	99.2	100	0	99.3	99.2
SU trucks & Buses	1	0	2	0	3	0	6	1	0	7	1	0	0	0	1	1	9	0	0	10	21
% SU trucks & Buses	0.4	0	0.4	0	0.3	0	0.3	0.6	0	0.3	5.9	0	0	0	0.3	0.1	0.4	0	0	0.3	0.3
Tractor-Trailers	3	1	2	0	6	2	8	2	0	12	0	1	3	0	4	3	10	0	0	13	35
% Tractor-Trailers	1.3	0.9	0.4	0	0.7	2.1	0.5	1.2	0	0.6	0	0.5	2.5	0	1.2	0.3	0.4	0	0	0.4	0.5

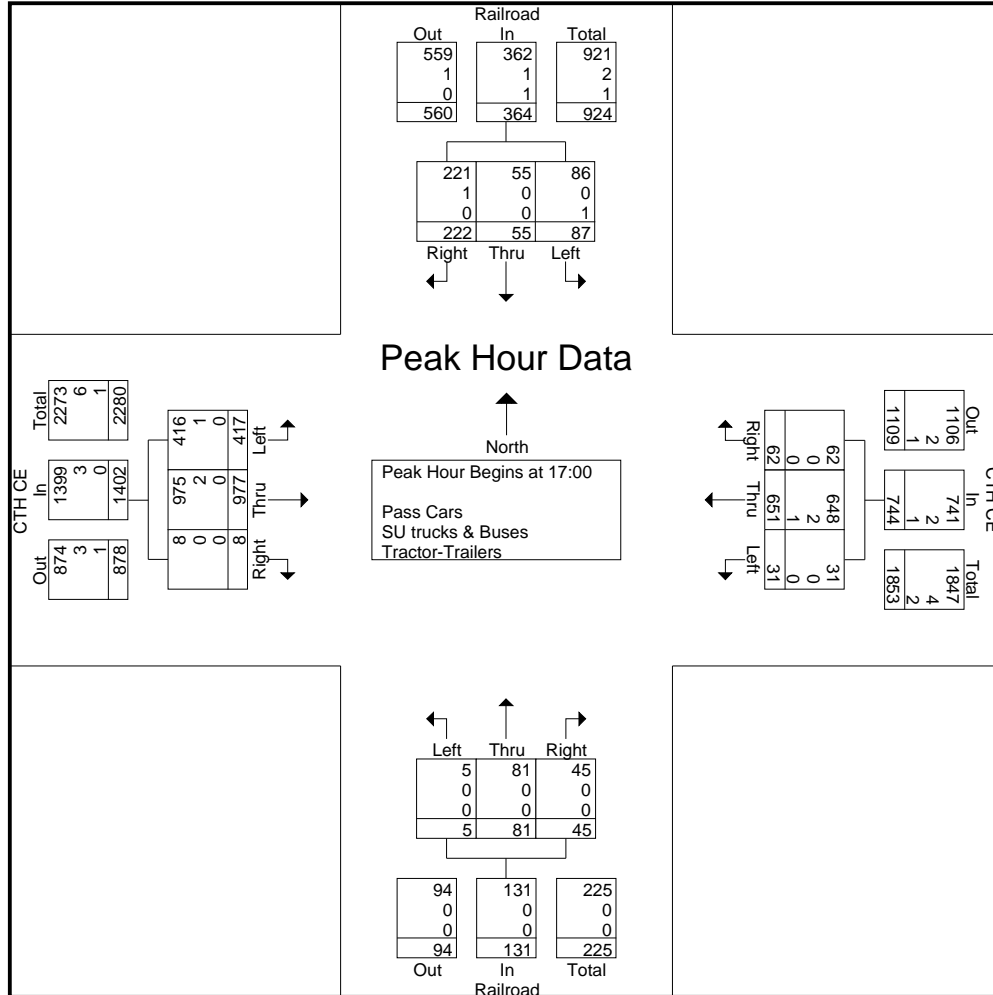
Note: 1.1x factor applied.

OMNNI Associates, Inc.

One Systems Drive
 Appleton, WI 54914
 Traffic Data

CTH CE & Railroad St
 PM Peak: 1500-1800
 Counted by: Os Falcon
 Weather: clear and cold

File Name : CE-Railroad PM
 Site Code : 00000001
 Start Date : 2/3/2009
 Page No : 3



OMNNI Associates, Inc.

One Systems Drive
Appleton, WI 54914
Traffic Data

File Name : Eisenhower-Van Roy AM
Site Code : 00000000
Start Date : 2/4/2009
Page No : 1

Eisenhower Dr & Van Roy Rd
AM Peak: 0630-0900
Counted by: B Backus
Weather: clear and cold

Groups Printed- Pass Cars - SU Trucks & Buses - Trailers

Start Time	EISENHOWER Southbound					VANROY Westbound					EISENHOWER Northbound					VANROY Eastbound					Int. Total
	Left	Thru	Right	Peds	App. Total	Left	Thru	Right	Peds	App. Total	Left	Thru	Right	Peds	App. Total	Left	Thru	Right	Peds	App. Total	
Factor	1.1	1.1	1.1	1.1		1.1	1.1	1.1	1.1		1.1	1.1	1.1	1.1		1.1	1.1	1.1	1.1		
06:30	12	20	3	0	35	2	0	11	0	13	0	37	4	0	41	3	0	0	0	3	92
06:45	11	34	8	0	53	2	1	12	0	15	2	48	6	0	56	9	0	2	0	11	135
Total	23	54	11	0	88	4	1	23	0	28	2	85	10	0	97	12	0	2	0	14	227
07:00	18	43	14	0	75	1	3	10	0	14	3	61	6	0	70	10	2	4	0	16	175
07:15	17	41	10	0	68	6	3	12	0	21	1	66	3	0	70	13	6	2	0	21	180
07:30	21	63	9	0	93	2	2	23	0	27	4	65	11	0	80	13	0	0	0	13	213
07:45	25	66	19	0	110	3	4	20	0	27	6	76	11	0	93	10	1	0	0	11	241
Total	81	213	52	0	346	12	12	65	0	89	14	268	31	0	313	46	9	6	0	61	809
08:00	17	61	17	0	95	2	1	20	0	23	3	54	8	0	65	15	0	6	0	21	204
08:15	25	52	12	0	89	3	4	22	0	29	4	47	6	0	57	9	0	3	0	12	187
08:30	19	74	23	0	116	4	1	12	0	17	7	54	7	0	68	15	0	6	0	21	222
08:45	18	53	21	0	92	6	3	14	0	23	3	45	8	0	56	14	1	3	0	18	189
Total	79	240	73	0	392	15	9	68	0	92	17	200	29	0	246	53	1	18	0	72	802
Grand Total	183	507	136	0	826	31	22	156	0	209	33	553	70	0	656	111	10	26	0	147	1838
Apprch %	22.2	61.4	16.5	0		14.8	10.5	74.6	0		5	84.3	10.7	0		75.5	6.8	17.7	0		
Total %	10	27.6	7.4	0	44.9	1.7	1.2	8.5	0	11.4	1.8	30.1	3.8	0	35.7	6	0.5	1.4	0	8	
Pass Cars	182	504	136	0	822	31	22	155	0	208	33	545	70	0	648	111	10	26	0	147	1825
% Pass Cars	99.5	99.4	100	0	99.5	100	100	99.4	0	99.5	100	98.6	100	0	98.8	100	100	100	0	100	99.3
SU Trucks & Buses	1	3	0	0	4	0	0	1	0	1	0	8	0	0	8	0	0	0	0	0	13
% SU Trucks & Buses	0.5	0.6	0	0	0.5	0	0	0.6	0	0.5	0	1.4	0	0	1.2	0	0	0	0	0	0.7
Tractor-Trailers	0	0	0	0	0	0	0	0	0	0	0	0	0	0	0	0	0	0	0	0	0
% Tractor-Trailers	0	0	0	0	0	0	0	0	0	0	0	0	0	0	0	0	0	0	0	0	0

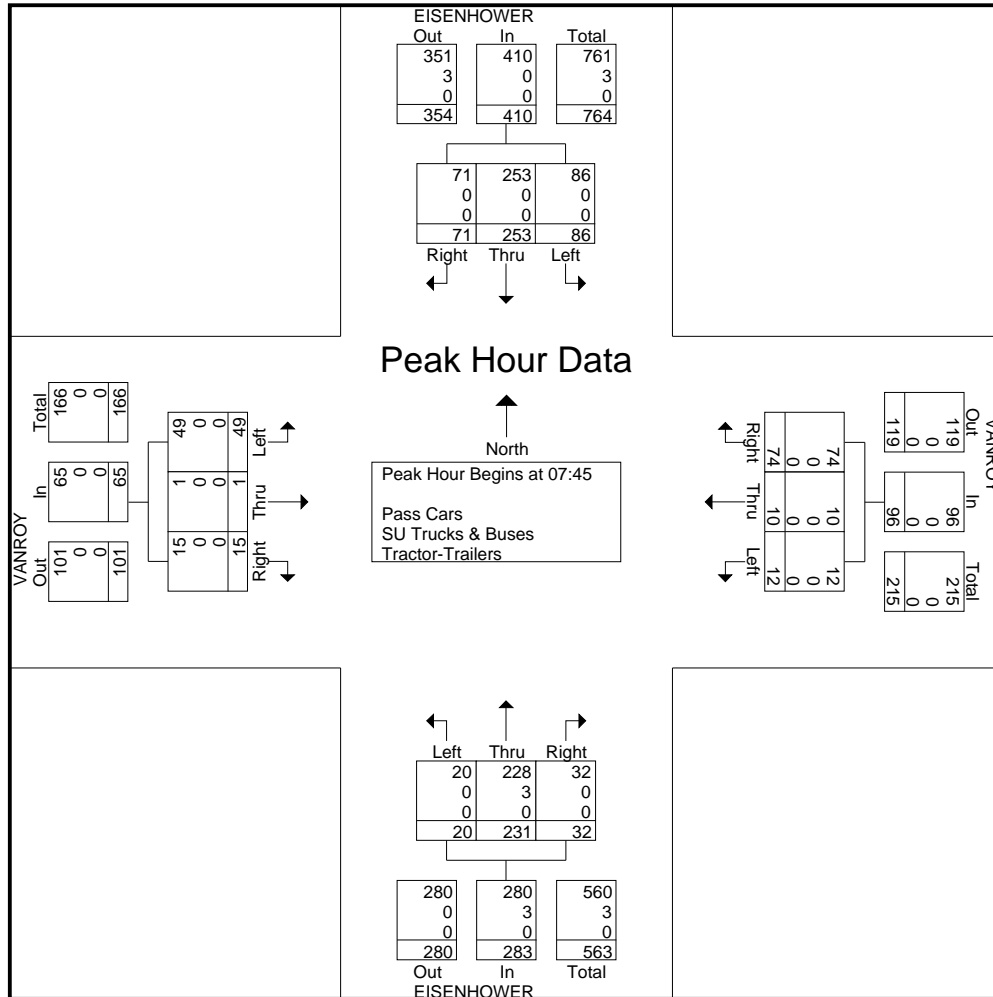
Note: 1.1x factor applied.

OMNNI Associates, Inc.

One Systems Drive
 Appleton, WI 54914
 Traffic Data

Eisenhower Dr & Van Roy Rd
 AM Peak: 0630-0900
 Counted by: B Backus
 Weather: clear and cold

File Name : Eisenhower-Van Roy AM
 Site Code : 00000000
 Start Date : 2/4/2009
 Page No : 3



OMNNI Associates, Inc.

One Systems Drive
 Appleton, WI 54914
 Traffic Data

File Name : Eisenhower-Van Roy PM
 Site Code : 00000000
 Start Date : 2/4/2009
 Page No : 1

Eisenhower Dr & Van Roy Rd
 PM Peak: 1500-1800
 Counted by: B Backus
 Weather: clear and cold

Groups Printed- Pass Cars - SU Trucks & Buses - Tractor Trailers

Start Time	EISENHOWER Southbound					VANROY Westbound					EISENHOWER Northbound					EISENHOWER Eastbound					Int. Total
	Left	Thru	Right	Peds	App. Total	Left	Thru	Right	Peds	App. Total	Left	Thru	Right	Peds	App. Total	Left	Thru	Right	Peds	App. Total	
Factor	1.1	1.1	1.1	1.1		1.1	1.1	1.1	1.1		1.1	1.1	1.1	1.1		1.1	1.1	1.1	1.1		
15:00	26	75	40	1	142	9	6	19	0	34	6	90	9	0	105	45	4	20	0	69	350
15:15	22	86	22	0	130	4	2	17	0	23	8	59	9	0	76	36	2	15	0	53	282
15:30	35	78	35	0	148	4	3	18	0	25	8	78	13	0	99	43	2	14	0	59	331
15:45	40	80	32	0	152	6	1	20	0	27	11	99	15	0	125	33	4	18	0	55	359
Total	123	319	129	1	572	23	12	74	0	109	33	326	46	0	405	157	12	67	0	236	1322
16:00	34	110	39	0	183	13	3	26	0	42	4	83	9	0	96	42	4	11	0	57	378
16:15	31	92	34	0	157	6	8	26	0	40	9	68	15	0	92	52	7	15	1	75	364
16:30	40	98	32	0	170	17	6	20	0	43	12	75	14	0	101	33	0	13	0	46	360
16:45	33	129	37	0	199	4	6	35	0	45	8	89	19	0	116	41	3	15	0	59	419
Total	138	429	142	0	709	40	23	107	0	170	33	315	57	0	405	168	14	54	1	237	1521
17:00	36	132	26	0	194	8	6	26	0	40	20	99	14	0	133	37	7	19	0	63	430
17:15	30	102	39	0	171	6	3	26	0	35	9	91	13	0	113	39	6	14	0	59	378
17:30	30	100	42	0	172	6	3	22	0	31	10	101	6	0	117	47	1	15	0	63	383
17:45	23	81	37	0	141	8	2	30	0	40	8	99	10	0	117	44	7	15	1	67	365
Total	119	415	144	0	678	28	14	104	0	146	47	390	43	0	480	167	21	63	1	252	1556
Grand Total	380	1163	415	1	1959	91	49	285	0	425	113	1031	146	0	1290	492	47	184	2	725	4399
Apprch %	19.4	59.4	21.2	0.1		21.4	11.5	67.1	0		8.8	79.9	11.3	0		67.9	6.5	25.4	0.3		
Total %	8.6	26.4	9.4	0	44.5	2.1	1.1	6.5	0	9.7	2.6	23.4	3.3	0	29.3	11.2	1.1	4.2	0	16.5	
Pass Cars	380	1162	413	1	1956	91	49	285	0	425	113	1029	146	0	1288	490	47	184	2	723	4392
% Pass Cars	100	99.9	99.5	100	99.8	100	100	100	0	100	100	99.8	100	0	99.8	99.6	100	100	100	99.7	99.8
SU Trucks & Buses	0	1	2	0	3	0	0	0	0	0	0	2	0	0	2	2	0	0	0	2	7
% SU Trucks & Buses	0	0.1	0.5	0	0.2	0	0	0	0	0	0	0.2	0	0	0.2	0.4	0	0	0	0.3	0.2
Tractor Trailers	0	0	0	0	0	0	0	0	0	0	0	0	0	0	0	0	0	0	0	0	0
% Tractor Trailers	0	0	0	0	0	0	0	0	0	0	0	0	0	0	0	0	0	0	0	0	0

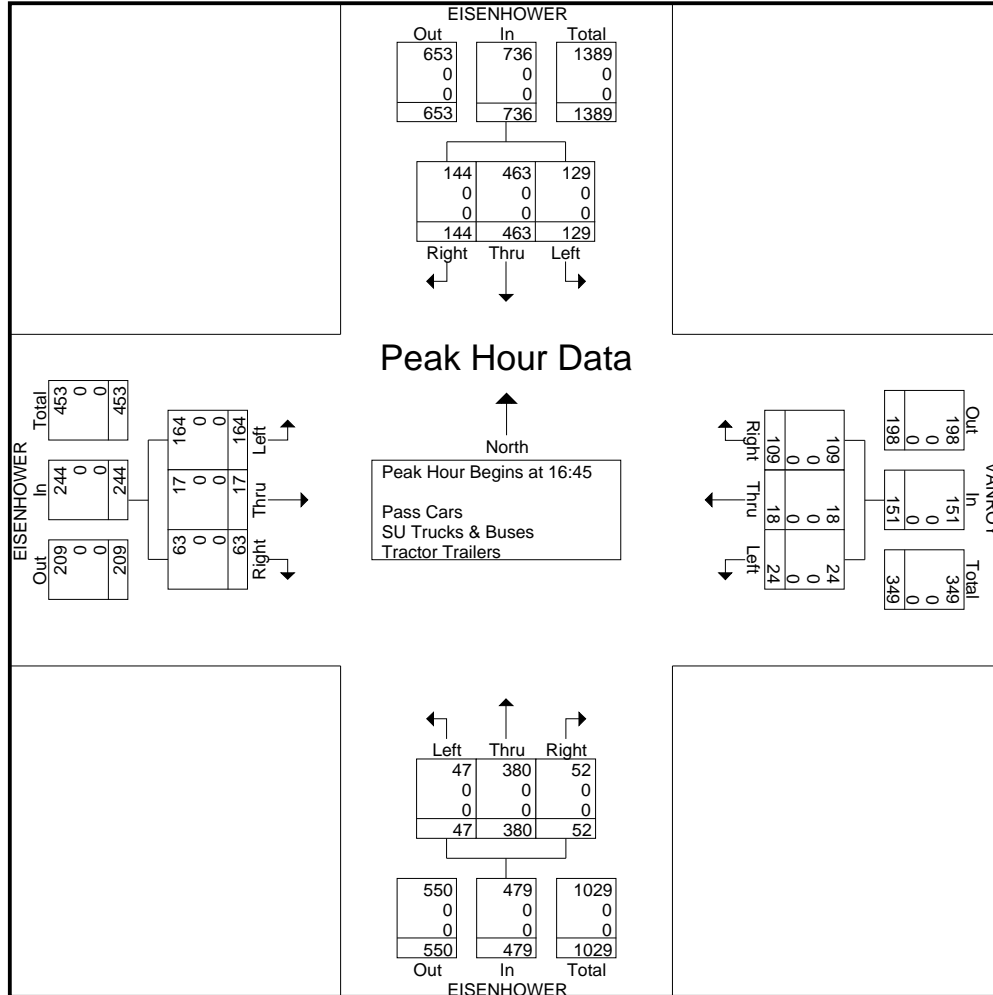
Note: 1.1x factor applied.

OMNNI Associates, Inc.

One Systems Drive
 Appleton, WI 54914
 Traffic Data

Eisenhower Dr & Van Roy Rd
 PM Peak: 1500-1800
 Counted by: B Backus
 Weather: clear and cold

File Name : Eisenhower-Van Roy PM
 Site Code : 00000000
 Start Date : 2/4/2009
 Page No : 3



OMNNI Associates, Inc.

One Systems Drive
 Appleton, WI 54914
 Traffic Data

File Name : Eisenhower-Theater AM
 Site Code : 00000003
 Start Date : 2/5/2009
 Page No : 1

Eisenhower Dr & Theater Dr
 AM Peak: 630-900
 Counted by: Os Falcon
 Weather: clear and cold

Groups Printed- Pass Cars - SU Trucks & Buses - Tractor Trailers

Start Time	Eisenhower Southbound					Theater Westbound					Eisenhower Northbound					Theater Eastbound					Int. Total
	Left	Thru	Right	Peds	App. Total	Left	Thru	Right	Peds	App. Total	Left	Thru	Right	Peds	App. Total	Left	Thru	Right	Peds	App. Total	
Factor	1.1	1.1	1.1	1.1		1.1	1.1	1.1	1.1		1.1	1.1	1.1	1.1		1.1	1.1	1.1	1.1		
06:30	0	23	0	0	23	0	0	0	0	0	0	39	0	0	39	2	0	1	0	3	65
06:45	0	34	0	0	34	0	0	0	0	0	3	44	0	0	47	0	0	1	0	1	82
Total	0	57	0	0	57	0	0	0	0	0	3	83	0	0	86	2	0	2	0	4	147
07:00	0	60	0	0	60	0	0	0	0	0	4	70	0	0	74	2	0	3	0	5	139
07:15	0	52	1	0	53	0	0	0	0	0	1	87	1	0	89	0	0	1	0	1	143
07:30	0	80	1	0	81	1	0	0	0	1	1	79	0	0	80	1	0	3	0	4	166
07:45	0	77	1	0	78	0	0	0	0	0	3	62	0	0	65	4	0	6	0	10	153
Total	0	269	3	0	272	1	0	0	0	1	9	298	1	0	308	7	0	13	0	20	601
08:00	0	44	1	0	45	0	1	1	0	2	9	63	0	0	72	2	1	4	0	7	126
08:15	0	62	6	0	68	0	0	1	0	1	7	55	0	0	62	2	0	2	0	4	135
08:30	1	55	1	0	57	1	0	0	0	1	10	66	0	0	76	2	0	9	0	11	145
08:45	1	61	3	0	65	0	0	0	0	0	12	47	0	0	59	1	0	10	0	11	135
Total	2	222	11	0	235	1	1	2	0	4	38	231	0	0	269	7	1	25	0	33	541
Grand Total	2	548	14	0	564	2	1	2	0	5	50	612	1	0	663	16	1	40	0	57	1289
Apprch %	0.4	97.2	2.5	0		40	20	40	0		7.5	92.3	0.2	0		28.1	1.8	70.2	0		
Total %	0.2	42.5	1.1	0	43.8	0.2	0.1	0.2	0	0.4	3.9	47.5	0.1	0	51.4	1.2	0.1	3.1	0	4.4	
Pass Cars	2	538	13	0	553	2	1	1	0	4	47	599	1	0	647	16	1	40	0	57	1261
% Pass Cars	100	98.2	92.9	0	98	100	100	50	0	80	94	97.9	100	0	97.6	100	100	100	0	100	97.8
SU Trucks & Buses	0	2	1	0	3	0	0	0	0	0	0	9	0	0	9	0	0	0	0	0	12
% SU Trucks & Buses	0	0.4	7.1	0	0.5	0	0	0	0	0	0	1.5	0	0	1.4	0	0	0	0	0	0.9
Tractor Trailers	0	8	0	0	8	0	0	1	0	1	3	4	0	0	7	0	0	0	0	0	16
% Tractor Trailers	0	1.5	0	0	1.4	0	0	50	0	20	6	0.7	0	0	1.1	0	0	0	0	0	1.2

Note: 1.1x factor applied.

OMNNI Associates, Inc.

One Systems Drive
 Appleton, WI 54914
 Traffic Data

File Name : Eisenhower-Theater AM
 Site Code : 00000003
 Start Date : 2/5/2009
 Page No : 2

Eisenhower Dr & Theater Dr
 AM Peak: 630-900
 Counted by: Os Falcon
 Weather: clear and cold

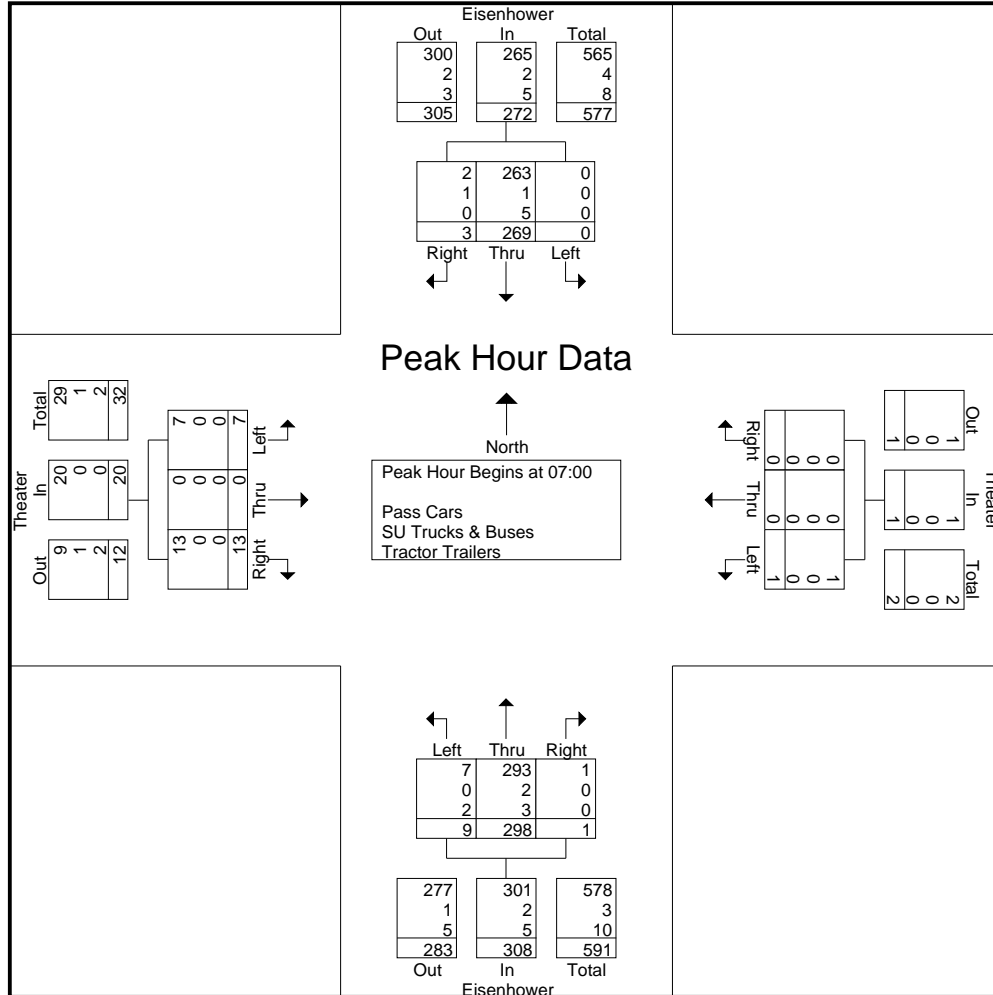
Start Time	Eisenhower Southbound				Theater Westbound				Eisenhower Northbound				Theater Eastbound				Int. Total
	Left	Thru	Right	App. Total	Left	Thru	Right	App. Total	Left	Thru	Right	App. Total	Left	Thru	Right	App. Total	
Peak Hour Analysis From 06:30 to 08:45 - Peak 1 of 1																	
Peak Hour for Entire Intersection Begins at 07:00																	
07:00	0	60	0	60	0	0	0	0	4	70	0	74	2	0	3	5	139
07:15	0	52	1	53	0	0	0	0	1	87	1	89	0	0	1	1	143
07:30	0	80	1	81	1	0	0	1	1	79	0	80	1	0	3	4	166
07:45	0	77	1	78	0	0	0	0	3	62	0	65	4	0	6	10	153
Total Volume	0	269	3	272	1	0	0	1	9	298	1	308	7	0	13	20	601
% App. Total	0	98.9	1.1		100	0	0		2.9	96.8	0.3		35	0	65		
PHF	.000	.841	.750	.840	.250	.000	.000	.250	.563	.856	.250	.865	.438	.000	.542	.500	.905
Pass Cars	0	263	2	265	1	0	0	1	7	293	1	301	7	0	13	20	587
% Pass Cars	0	97.8	66.7	97.4	100	0	0	100	77.8	98.3	100	97.7	100	0	100	100	97.7
SU Trucks & Buses	0	1	1	2	0	0	0	0	0	2	0	2	0	0	0	0	4
% SU Trucks & Buses	0	0.4	33.3	0.7	0	0	0	0	0	0.7	0	0.6	0	0	0	0	0.7
Tractor Trailers	0	5	0	5	0	0	0	0	2	3	0	5	0	0	0	0	10
% Tractor Trailers	0	1.9	0	1.8	0	0	0	0	22.2	1.0	0	1.6	0	0	0	0	1.7

OMNI Associates, Inc.

One Systems Drive
 Appleton, WI 54914
 Traffic Data

File Name : Eisenhower-Theater AM
 Site Code : 00000003
 Start Date : 2/5/2009
 Page No : 3

Eisenhower Dr & Theater Dr
 AM Peak: 630-900
 Counted by: Os Falcon
 Weather: clear and cold



OMNNI Associates, Inc.

One Systems Drive
 Appleton, WI 54914
 Traffic Data

File Name : Eisenhower-Theater PM
 Site Code : 00000001
 Start Date : 2/5/2009
 Page No : 1

Eisenhower Dr & Theater Way
 PM Peak: 1500-1800
 Counted by: Os Falcon
 Weather: clear and cold

Groups Printed- Pass Cars - SU Trucks & Buses - Trailers

Start Time	Eisenhower Southbound					Theater Westbound					Eisenhower Northbound					Theater Eastbound					Int. Total
	Left	Thru	Right	Peds	App. Total	Left	Thru	Right	Peds	App. Total	Left	Thru	Right	Peds	App. Total	Left	Thru	Right	Peds	App. Total	
Factor	1.1	1.1	1.1	1.1		1.1	1.1	1.1	1.1		1.1	1.1	1.1	1.1		1.1	1.1	1.1	1.1		
15:00	0	103	3	0	106	2	3	7	0	12	13	72	2	0	87	14	2	22	1	39	244
15:15	2	90	3	0	95	1	0	3	0	4	15	75	6	0	96	11	0	19	0	30	225
15:30	1	113	2	0	116	3	0	1	0	4	23	78	7	0	108	13	0	25	0	38	266
15:45	1	130	4	0	135	3	0	0	0	3	19	123	3	0	145	9	2	24	0	35	318
Total	4	436	12	0	452	9	3	11	0	23	70	348	18	0	436	47	4	90	1	142	1053
16:00	1	124	7	0	132	0	0	0	0	0	17	98	1	0	116	21	1	18	0	40	288
16:15	0	132	4	0	136	3	0	1	0	4	12	84	3	0	99	14	0	31	1	46	285
16:30	2	129	4	2	137	8	1	2	2	13	21	99	4	0	124	19	1	26	0	46	320
16:45	0	123	3	0	126	2	0	3	0	5	22	87	2	0	111	17	0	22	0	39	281
Total	3	508	18	2	531	13	1	6	2	22	72	368	10	0	450	71	2	97	1	171	1174
17:00	2	143	4	0	149	2	1	1	0	4	18	107	1	0	126	24	0	26	0	50	329
17:15	1	140	1	0	142	4	0	0	0	4	20	97	2	0	119	21	1	23	0	45	310
17:30	0	108	3	0	111	1	0	0	0	1	13	95	2	0	110	19	0	26	0	45	267
17:45	2	94	6	0	102	2	0	7	0	9	12	94	1	0	107	15	0	18	0	33	251
Total	5	485	14	0	504	9	1	8	0	18	63	393	6	0	462	79	1	93	0	173	1157
Grand Total	12	1429	44	2	1487	31	5	25	2	63	205	1109	34	0	1348	197	7	280	2	486	3384
Apprch %	0.8	96.1	3	0.1		49.2	7.9	39.7	3.2		15.2	82.3	2.5	0		40.5	1.4	57.6	0.4		
Total %	0.4	42.2	1.3	0.1	43.9	0.9	0.1	0.7	0.1	1.9	6.1	32.8	1	0	39.8	5.8	0.2	8.3	0.1	14.4	
Pass Cars	11	1423	44	2	1480	31	5	25	2	63	202	1103	33	0	1338	197	7	280	2	486	3367
% Pass Cars	91.7	99.6	100	100	99.5	100	100	100	100	100	98.5	99.5	97.1	0	99.3	100	100	100	100	100	99.5
SU Trucks & Buses	1	2	0	0	3	0	0	0	0	0	0	1	0	0	1	0	0	0	0	0	4
% SU Trucks & Buses	8.3	0.1	0	0	0.2	0	0	0	0	0	0	0.1	0	0	0.1	0	0	0	0	0	0.1
Tractor-Trailers	0	4	0	0	4	0	0	0	0	0	3	5	1	0	9	0	0	0	0	0	13
% Tractor-Trailers	0	0.3	0	0	0.3	0	0	0	0	0	1.5	0.5	2.9	0	0.7	0	0	0	0	0	0.4

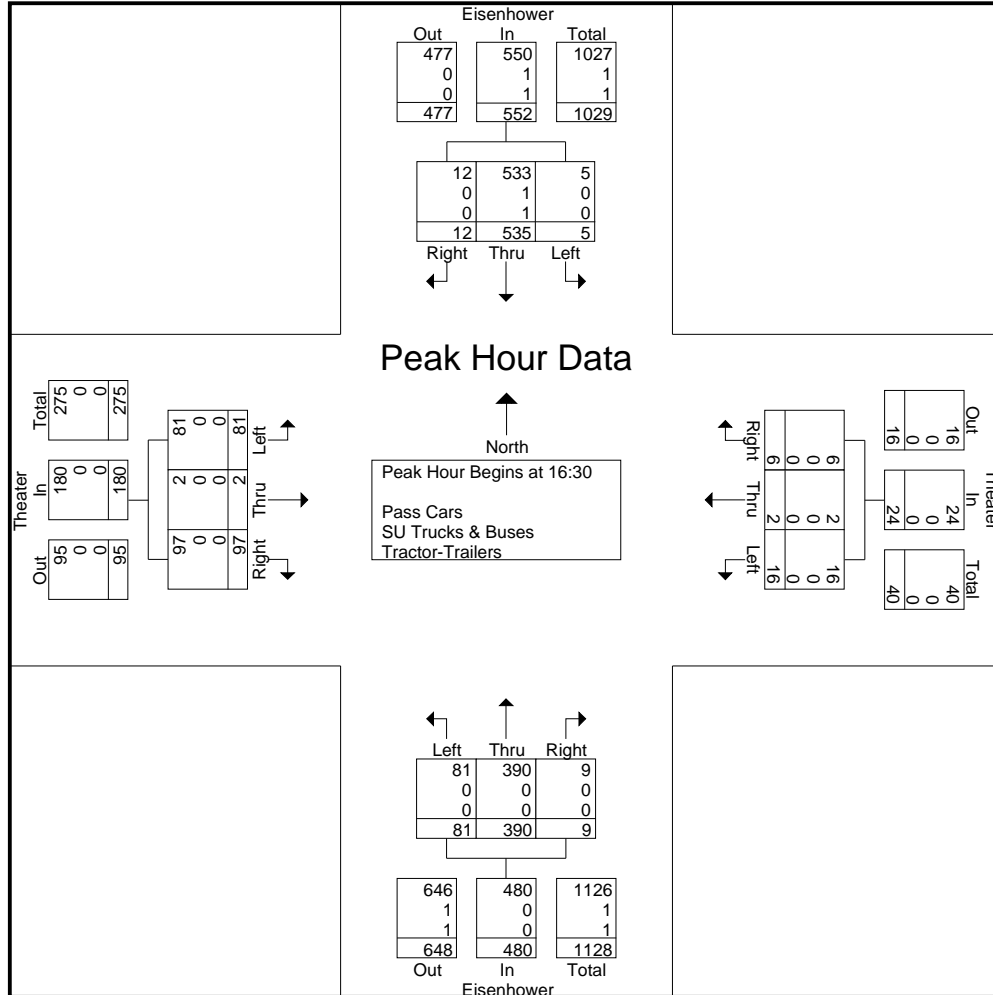
Note: 1.1x factor applied.

OMNNI Associates, Inc.

One Systems Drive
 Appleton, WI 54914
 Traffic Data

File Name : Eisenhower-Theater PM
 Site Code : 00000001
 Start Date : 2/5/2009
 Page No : 3

Eisenhower Dr & Theater Way
 PM Peak: 1500-1800
 Counted by: Os Falcon
 Weather: clear and cold



OMNNI Associates, Inc.

One Systems Drive
Appleton, WI 54914
Traffic Data

Van Roy Rd & Lowe's access
AM Peak: 0630-0900
Counted by: B Backus
Weather: clear and cold

File Name : Van Roy-Lowes AM
Site Code : 00000000
Start Date : 2/5/2009
Page No : 1

Groups Printed- Pass Cars - SU Trucks & Buses - Tractor Trailers

Start Time	LOWES Southbound					VANROY Westbound					LOWES Northbound					VANROY Eastbound					Int. Total
	Left	Thru	Right	Peds	App. Total	Left	Thru	Right	Peds	App. Total	Left	Thru	Right	Peds	App. Total	Left	Thru	Right	Peds	App. Total	
Factor	1.1	1.1	1.1	1.1		1.1	1.1	1.1	1.1		1.1	1.1	1.1	1.1		1.1	1.1	1.1	1.1		
06:30	0	7	2	0	9	1	1	0	0	2	0	1	1	0	2	0	1	0	0	1	14
06:45	2	19	14	0	35	2	0	0	0	2	0	2	2	0	4	1	1	0	0	2	43
Total	2	26	16	0	44	3	1	0	0	4	0	3	3	0	6	1	2	0	0	3	57
07:00	3	6	4	0	13	1	2	0	0	3	0	3	0	0	3	0	0	0	0	0	19
07:15	4	4	2	0	10	2	1	1	0	4	0	0	0	0	0	1	4	0	0	5	19
07:30	4	11	3	0	18	0	7	0	0	7	0	1	0	0	1	0	4	0	0	4	30
07:45	11	8	9	0	28	3	4	0	0	7	1	2	0	0	3	0	2	0	0	2	40
Total	22	29	18	0	69	6	14	1	0	21	1	6	0	0	7	1	10	0	0	11	108
08:00	2	7	10	0	19	4	1	0	0	5	0	4	2	0	6	1	7	0	0	8	38
08:15	7	15	9	0	31	2	7	1	0	10	0	4	2	0	6	1	4	1	0	6	53
08:30	7	10	7	0	24	3	2	1	0	6	0	3	6	0	9	4	7	0	0	11	50
08:45	14	10	9	0	33	2	2	1	0	5	0	4	3	0	7	1	2	0	0	3	48
Total	30	42	35	0	107	11	12	3	0	26	0	15	13	0	28	7	20	1	0	28	189
Grand Total	54	97	69	0	220	20	27	4	0	51	1	24	16	0	41	9	32	1	0	42	354
Apprch %	24.5	44.1	31.4	0		39.2	52.9	7.8	0		2.4	58.5	39	0		21.4	76.2	2.4	0		
Total %	15.3	27.4	19.5	0	62.1	5.6	7.6	1.1	0	14.4	0.3	6.8	4.5	0	11.6	2.5	9	0.3	0	11.9	
Pass Cars	54	97	62	0	213	20	27	4	0	51	1	24	16	0	41	8	32	1	0	41	346
% Pass Cars	100	100	89.9	0	96.8	100	100	100	0	100	100	100	100	0	100	88.9	100	100	0	97.6	97.7
SU Trucks & Buses	0	0	7	0	7	0	0	0	0	0	0	0	0	0	0	1	0	0	0	1	8
% SU Trucks & Buses	0	0	10.1	0	3.2	0	0	0	0	0	0	0	0	0	0	11.1	0	0	0	2.4	2.3
Tractor Trailers	0	0	0	0	0	0	0	0	0	0	0	0	0	0	0	0	0	0	0	0	0
% Tractor Trailers	0	0	0	0	0	0	0	0	0	0	0	0	0	0	0	0	0	0	0	0	0

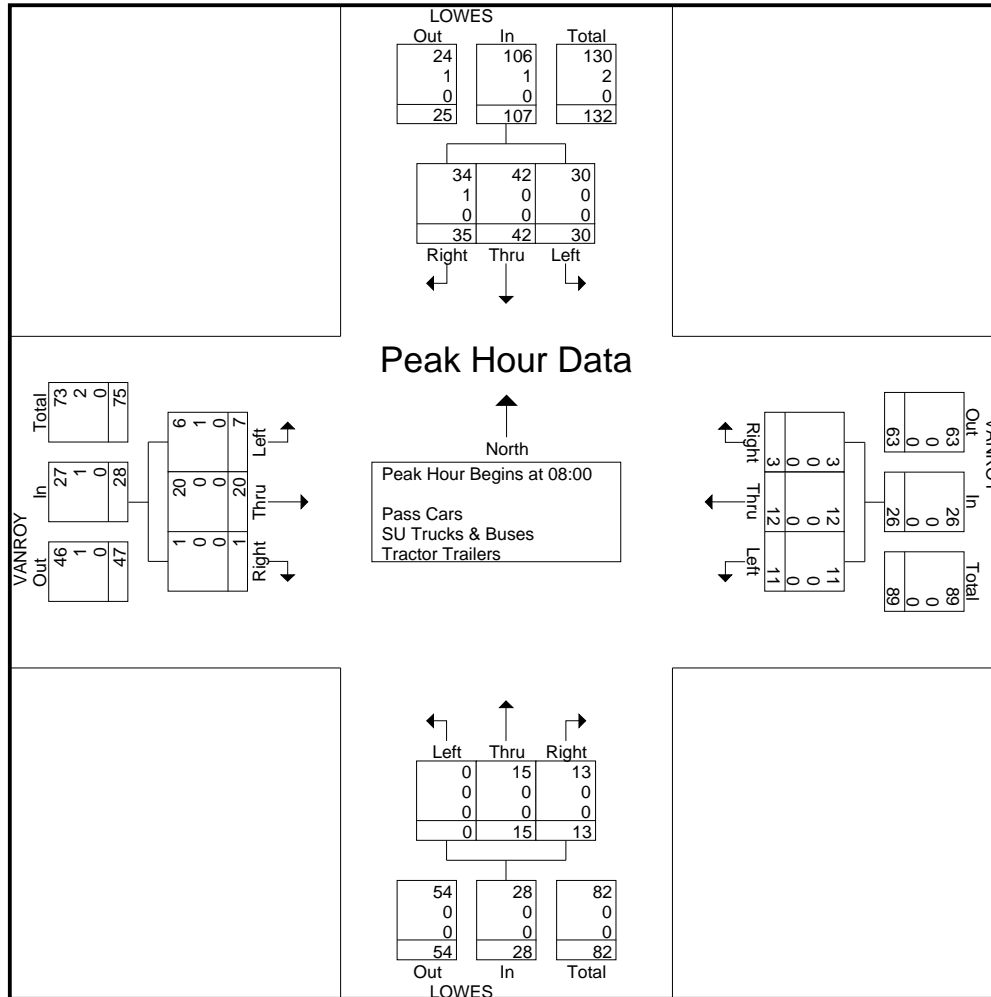
Note: 1.1x factor applied.

OMNNI Associates, Inc.

One Systems Drive
 Appleton, WI 54914
 Traffic Data

Van Roy Rd & Lowe's access
 AM Peak: 0630-0900
 Counted by: B Backus
 Weather: clear and cold

File Name : Van Roy-Lowes AM
 Site Code : 00000000
 Start Date : 2/5/2009
 Page No : 3



OMNNI Associates, Inc.

One Systems Drive
Appleton, WI 54914
Traffic Data

Van Roy Rd & Lowe's
PM Peak: 1500-1800
Counted by: B Backus
Weather: clear and cold

File Name : Van Roy-Lowes PM
Site Code : 00000000
Start Date : 2/5/2009
Page No : 1

Groups Printed- Pass Cars - SU Trucks & Buses - Trailers

Start Time	LOWES Southbound					VANROY Westbound					LOWES Northbound					VANROY Eastbound					Int. Total
	Left	Thru	Right	Peds	App. Total	Left	Thru	Right	Peds	App. Total	Left	Thru	Right	Peds	App. Total	Left	Thru	Right	Peds	App. Total	
Factor	1.1	1.1	1.1	1.1		1.1	1.1	1.1	1.1		1.1	1.1	1.1	1.1		1.1	1.1	1.1	1.1		
15:00	18	32	13	0	63	9	11	6	0	26	0	12	8	0	20	9	14	1	0	24	133
15:15	20	33	12	0	65	4	8	8	0	20	0	17	13	0	30	9	13	0	0	22	137
15:30	21	33	18	0	72	6	9	3	0	18	0	11	15	0	26	4	15	2	1	22	138
15:45	23	26	17	0	66	4	17	9	0	30	0	15	20	0	35	6	13	4	0	23	154
Total	82	124	60	0	266	23	45	26	0	94	0	55	56	0	111	28	55	7	1	91	562
16:00	12	53	15	0	80	3	11	6	0	20	0	11	15	0	26	7	10	1	0	18	144
16:15	15	40	15	0	70	4	6	7	0	17	1	24	18	0	43	7	18	0	0	25	155
16:30	24	45	13	0	82	9	10	8	0	27	0	12	15	0	27	2	10	1	0	13	149
16:45	15	35	17	0	67	8	14	4	0	26	0	19	12	0	31	1	8	1	0	10	134
Total	66	173	60	0	299	24	41	25	0	90	1	66	60	0	127	17	46	3	0	66	582
17:00	18	42	9	0	69	8	2	6	0	16	0	18	14	0	32	4	8	1	0	13	130
17:15	15	50	11	0	76	3	7	7	0	17	0	19	19	0	38	2	14	0	0	16	147
17:30	19	26	13	0	58	3	12	9	0	24	0	11	28	0	39	6	13	1	0	20	141
17:45	17	22	12	0	51	7	10	6	0	23	0	9	12	0	21	4	7	1	0	12	107
Total	69	140	45	0	254	21	31	28	0	80	0	57	73	0	130	16	42	3	0	61	525
Grand Total	217	437	165	0	819	68	117	79	0	264	1	178	189	0	368	61	143	13	1	218	1669
Apprch %	26.5	53.4	20.1	0		25.8	44.3	29.9	0		0.3	48.4	51.4	0		28	65.6	6	0.5		
Total %	13	26.2	9.9	0	49.1	4.1	7	4.7	0	15.8	0.1	10.7	11.3	0	22	3.7	8.6	0.8	0.1	13.1	
Pass Cars	217	437	163	0	817	68	116	79	0	263	1	178	189	0	368	61	142	13	1	217	1665
% Pass Cars	100	100	98.8	0	99.8	100	99.1	100	0	99.6	100	100	100	0	100	100	99.3	100	100	99.5	99.8
SU Trucks & Buses	0	0	2	0	2	0	1	0	0	1	0	0	0	0	0	0	1	0	0	1	4
% SU Trucks & Buses	0	0	1.2	0	0.2	0	0.9	0	0	0.4	0	0	0	0	0	0	0.7	0	0	0.5	0.2
Tractor-Trailers	0	0	0	0	0	0	0	0	0	0	0	0	0	0	0	0	0	0	0	0	0
% Tractor-Trailers	0	0	0	0	0	0	0	0	0	0	0	0	0	0	0	0	0	0	0	0	0

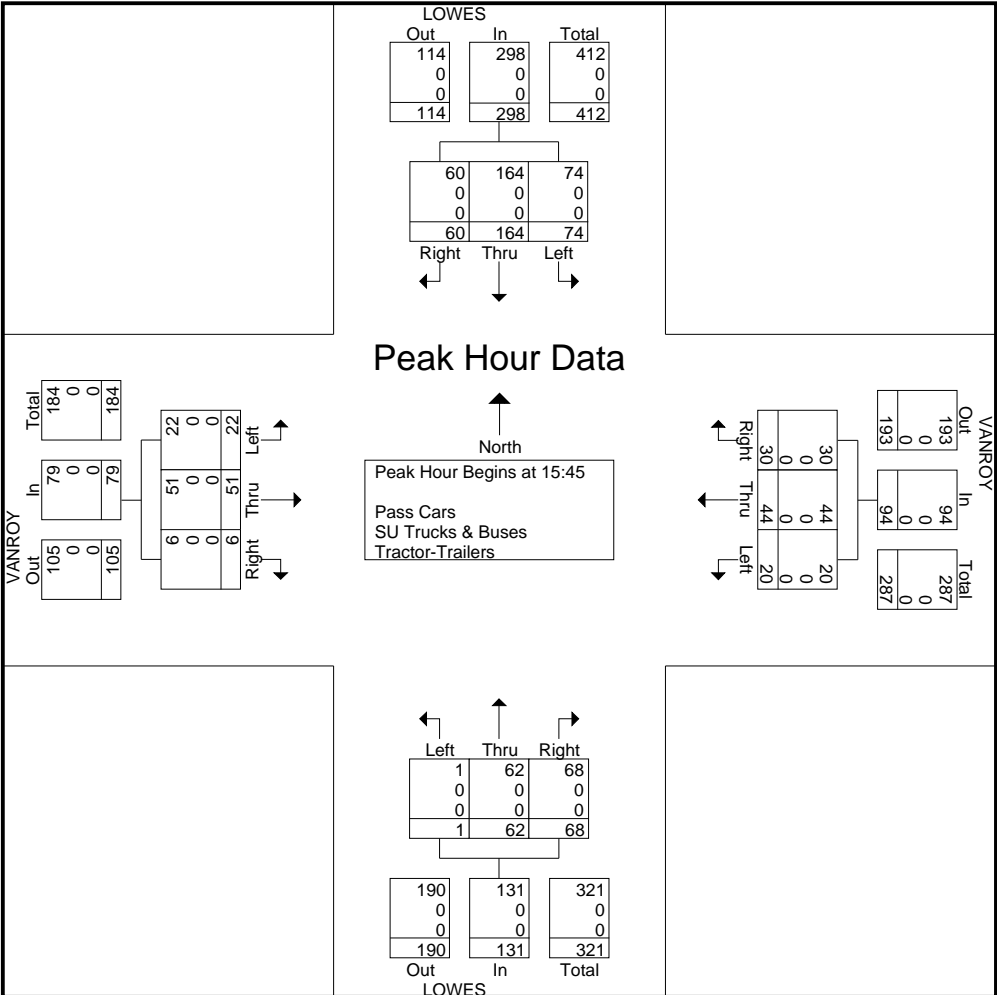
Note: 1.1x factor applied.

OMNNI Associates, Inc.

One Systems Drive
 Appleton, WI 54914
 Traffic Data

Van Roy Rd & Lowe's
 PM Peak: 1500-1800
 Counted by: B Backus
 Weather: clear and cold

File Name : Van Roy-Lowes PM
 Site Code : 00000000
 Start Date : 2/5/2009
 Page No : 3





Traffic Section

File Name : College STH441 SB Exit

Site Code : 00000000

Start Date : 2/13/2007

Page No : 1

Groups Printed- Unshifted

Start Time	SB				WB				NB				EB				Int. Total
	Right	Thru	Left	Peds	Right	Thru	Left	Peds	Right	Thru	Left	Peds	Right	Thru	Left	Peds	
07:00 AM	35	0	68	0	0	97	131	0	0	0	0	0	43	109	0	0	483
07:15 AM	52	0	96	0	0	155	125	0	0	0	0	0	60	145	0	0	633
07:30 AM	79	0	93	0	0	179	137	0	0	0	0	0	65	166	0	0	719
07:45 AM	103	0	102	0	0	175	128	0	0	0	0	0	36	149	0	0	693
Total	269	0	359	0	0	606	521	0	0	0	0	0	204	569	0	0	2528
08:00 AM	84	0	75	0	0	126	89	0	0	0	0	0	22	91	0	0	487
08:15 AM	63	0	81	0	0	119	74	0	0	0	0	0	31	144	0	0	512
08:30 AM	45	0	77	0	0	96	76	0	0	0	0	0	26	109	0	0	429
08:45 AM	59	0	72	0	0	111	86	0	0	0	0	0	16	80	0	0	424
Total	251	0	305	0	0	452	325	0	0	0	0	0	95	424	0	0	1852
12:00 PM	74	0	95	0	0	116	56	0	0	0	0	0	28	132	0	0	501
12:15 PM	47	0	62	0	0	134	67	0	0	0	0	0	45	147	0	0	502
12:30 PM	41	0	89	0	0	124	59	0	0	0	0	0	29	194	0	0	536
12:45 PM	48	0	78	0	0	122	64	0	0	0	0	0	44	164	0	0	520
Total	210	0	324	0	0	496	246	0	0	0	0	0	146	637	0	0	2059
03:00 PM	11	0	150	0	0	73	55	0	0	0	0	0	44	225	0	0	558
03:15 PM	48	0	178	0	0	176	53	0	0	0	0	0	26	237	0	0	718
03:30 PM	42	0	176	0	0	149	66	0	0	0	0	0	38	274	0	0	745
03:45 PM	0	0	233	0	0	186	63	0	0	0	0	0	39	280	0	0	801
Total	101	0	737	0	0	584	237	0	0	0	0	0	147	1016	0	0	2822
04:00 PM	0	0	193	0	0	146	74	0	0	0	0	0	27	232	0	0	672
04:15 PM	0	0	263	0	0	167	61	0	0	0	0	0	32	271	0	0	794
04:30 PM	0	0	221	0	0	169	78	0	0	0	0	0	42	263	0	0	773
04:45 PM	0	0	258	0	0	143	73	0	0	0	0	0	37	301	0	0	812
Total	0	0	935	0	0	625	286	0	0	0	0	0	138	1067	0	0	3051
05:00 PM	0	0	257	0	0	166	88	0	0	0	0	0	45	301	0	0	857
05:15 PM	0	0	254	0	0	166	73	0	0	0	0	0	34	315	0	0	842
05:30 PM	0	0	198	0	0	162	49	0	0	0	0	0	32	273	0	0	714
05:45 PM	0	0	168	0	0	175	89	0	0	0	0	0	18	215	0	0	665
Total	0	0	877	0	0	669	299	0	0	0	0	0	129	1104	0	0	3078
Grand Total	831	0	3537	0	0	3432	1914	0	0	0	0	0	859	4817	0	0	15390
Apprch %	19	0	81	0	0	64.2	35.8	0	0	0	0	0	15.1	84.9	0	0	
Total %	5.4	0	23	0	0	22.3	12.4	0	0	0	0	0	5.6	31.3	0	0	

It was sunny and warm. Upper 70's to mid 80's.

The traffic signals were altered during the 3-6PM count.



Traffic Section

File Name : College STH441 NB Exit

Site Code : 00000000

Start Date : 2/14/2007

Page No : 1

Groups Printed- Unshifted

Start Time	SB				WB				NB				EB				Int. Total
	Right	Thru	Left	Peds	Right	Thru	Left	Peds	Right	Thru	Left	Peds	Right	Thru	Left	Peds	
07:00 AM	0	0	0	0	173	243	0	0	77	0	18	0	0	128	70	0	709
07:15 AM	0	0	0	0	172	249	0	0	64	0	22	0	0	145	67	0	719
07:30 AM	0	0	0	0	229	231	0	0	71	0	35	0	0	145	104	0	815
07:45 AM	0	0	0	0	224	183	0	0	90	0	36	0	0	187	74	0	794
Total	0	0	0	0	798	906	0	0	302	0	111	0	0	605	315	0	3037
08:00 AM	0	0	0	0	153	157	0	0	55	0	16	0	0	152	57	0	590
08:15 AM	0	0	0	0	123	143	0	0	50	0	22	0	0	156	67	0	561
08:30 AM	0	0	0	0	122	167	0	0	53	0	15	0	0	152	60	0	569
08:45 AM	0	0	0	0	104	130	0	0	81	0	27	0	0	161	37	0	540
Total	0	0	0	0	502	597	0	0	239	0	80	0	0	621	221	0	2260
12:00 PM	0	0	0	0	106	162	0	0	56	0	28	0	0	187	65	0	604
12:15 PM	0	0	0	0	92	193	0	0	64	0	25	0	0	220	46	0	640
12:30 PM	0	0	0	0	89	122	0	0	57	0	27	0	0	189	69	0	553
12:45 PM	0	0	0	0	106	146	0	0	59	0	22	0	0	225	30	0	588
Total	0	0	0	0	393	623	0	0	236	0	102	0	0	821	210	0	2385
03:00 PM	0	0	0	0	123	190	0	0	53	0	27	0	0	282	68	0	743
03:15 PM	0	0	0	0	102	165	0	0	52	0	33	0	0	321	68	0	741
03:30 PM	0	0	0	0	123	177	0	0	67	0	35	0	0	360	74	0	836
03:45 PM	0	0	0	0	97	226	0	0	91	0	20	0	0	376	72	0	882
Total	0	0	0	0	445	758	0	0	263	0	115	0	0	1339	282	0	3202
04:00 PM	0	0	0	0	141	189	0	0	78	0	27	0	0	344	66	0	845
04:15 PM	0	0	0	0	102	183	0	0	93	0	33	0	0	351	73	0	835
04:30 PM	0	0	0	0	148	193	0	0	58	0	29	0	0	397	76	0	901
04:45 PM	0	0	0	0	116	182	0	0	80	0	35	0	0	418	81	0	912
Total	0	0	0	0	507	747	0	0	309	0	124	0	0	1510	296	0	3493
05:00 PM	0	0	0	0	154	234	0	0	85	0	37	0	0	396	98	0	1004
05:15 PM	0	0	0	0	123	177	0	0	76	0	28	0	0	426	99	0	929
05:30 PM	0	0	0	0	109	200	0	0	73	0	32	0	0	342	68	0	824
05:45 PM	0	0	0	0	121	220	0	0	52	0	32	0	0	275	44	0	744
Total	0	0	0	0	507	831	0	0	286	0	129	0	0	1439	309	0	3501
Grand Total	0	0	0	0	3152	4462	0	0	1635	0	661	0	0	6335	1633	0	17878
Apprch %	0	0	0	0	41.4	58.6	0	0	71.2	0	28.8	0	0	79.5	20.5	0	
Total %	0	0	0	0	17.6	25	0	0	9.1	0	3.7	0	0	35.4	9.1	0	

It was sunny and warm, upper 70's to mid 80's.

The traffic signals were altered during the 3-6PM count.