

HIGHWAY WORK PROPOSAL

Wisconsin Department of Transportation
DT1502 01/2020 s.66.0901(7) Wis. Stats

Proposal Number: **013**

<u>COUNTY</u>	<u>STATE PROJECT</u>	<u>FEDERAL</u>	<u>PROJECT DESCRIPTION</u>	<u>HIGHWAY</u>
Portage	1166-06-75	WISC 2021482	Plainfield - Stevens Point; Ush 10 B-49-0024	IH 039
Portage	6290-09-70	WISC 2021484	Stevens Point - Waupaca; Southbound Ih39 Ramp To Wildwood Dr	USH 010
Portage	6290-09-71	WISC 2021494	Stevens Point - Waupaca; Country Club Drive Intersection	STH 066

ADDENDUM REQUIRED ATTACHED AT BACK

This proposal, submitted by the undersigned bidder to the Wisconsin Department of Transportation, is in accordance with the advertised request for proposals. The bidder is to furnish and deliver all materials, and to perform all work for the improvement of the designated project in the time specified, in accordance with the appended Proposal Requirements and Conditions.

Proposal Guaranty Required: \$100,000.00 Payable to: Wisconsin Department of Transportation	Attach Proposal Guaranty on back of this PAGE.
Bid Submittal Date: September 14, 2021 Time (Local Time): 11:00 am	Firm Name, Address, City, State, Zip Code
Contract Completion Time May 26, 2023	SAMPLE NOT FOR BIDDING PURPOSES
Assigned Disadvantaged Business Enterprise Goal 6%	This contract is exempt from federal oversight.

This certifies that the undersigned bidder, duly sworn, is an authorized representative of the firm named above; that the bidder has examined and carefully prepared the bid from the plans, Highway Work Proposal, and all addenda, and has checked the same in detail before submitting this proposal or bid; and that the bidder or agents, officer, or employees have not, either directly or indirectly, entered into any agreement, participated in any collusion, or otherwise taken any action in restraint of free competitive bidding in connection with this proposal bid.

Do not sign, notarize, or submit this Highway Work Proposal when submitting an electronic bid on the Internet.

Subscribed and sworn to before me this date _____

(Signature, Notary Public, State of Wisconsin)

(Bidder Signature)

(Print or Type Name, Notary Public, State Wisconsin)

(Print or Type Bidder Name)

(Date Commission Expires)

(Bidder Title)

Notary Seal

Type of Work:	For Department Use Only
Grading, Base, Milling, Asphalt Pavement, Concrete Pavement, Bridge Rehabilitation, Culvert Pipe, Storm Sewer, Curb and Gutter, Concrete Barrier, Sidewalk, Guardrail, Fence, Signs, Sign Structures, Pavement Markings, Street Lighting, Traffic Signals	
Notice of Award Dated	Date Guaranty Returned

**PLEASE ATTACH
PROPOSAL GUARANTY HERE**

Effective with November 2007 Letting

PROPOSAL REQUIREMENTS AND CONDITIONS

The bidder, signing and submitting this proposal, agrees and declares as a condition thereof, to be bound by the following conditions and requirements.

If the bidder has a corporate relationship with the proposal design engineering company, the bidder declares that it did not obtain any facts, data, or other information related to this proposal from the design engineering company that was not available to all bidders.

The bidder declares that they have carefully examined the site of, and the proposal, plans, specifications and contract forms for the work contemplated, and it is assumed that the bidder has investigated and is satisfied as to the conditions to be encountered, as to the character, quality, and quantities of work to be performed and materials to be furnished, and as to the requirements of the specifications, special provisions and contract. It is mutually agreed that submission of a proposal shall be considered conclusive evidence that the bidder has made such examination.

The bidder submits herewith a proposal guaranty in proper form and amount payable to the party as designated in the advertisement inviting proposals, to be retained by and become the property of the owner of the work in the event the undersigned shall fail to execute the contract and contract bond and return the same to the office of the engineer within fourteen (14) days after having been notified in writing to do so; otherwise to be returned.

The bidder declares that they understand that the estimate of quantities in the attached schedule is approximate only and that the attached quantities may be greater or less in accordance with the specifications.

The bidder agrees to perform the said work, for and in consideration of the payment of the amount becoming due on account of work performed, according to the unit prices bid in the following schedule, and to accept such amounts in full payment of said work.

The bidder declares that all of the said work will be performed at their own proper cost and expense, that they will furnish all necessary materials, labor, tools, machinery, apparatus, and other means of construction in the manner provided in the applicable specifications and the approved plans for the work together with all standard and special designs that may be designed on such plans, and the special provisions in the contract of which this proposal will become a part, if and when accepted. The bidder further agrees that the applicable specifications and all plans and working drawings are made a part hereof, as fully and completely as if attached hereto.

The bidder, if awarded the contract, agrees to begin the work not later than ten (10) days after the date of written notification from the engineer to do so, unless otherwise stipulated in the special provisions.

The bidder declares that if they are awarded the contract, they will execute the contract agreement and begin and complete the work within the time named herein, and they will file a good and sufficient surety bond for the amount of the contract for performance and also for the full amount of the contract for payment.

The bidder, if awarded the contract, shall pay all claims as required by Section 779.14, Statutes of Wisconsin, and shall be subject to and discharge all liabilities for injuries pursuant to Chapter 102 of the Statutes of Wisconsin, and all acts amendatory thereto. They shall further be responsible for any damages to property or injury to persons occurring through their own negligence or that of their employees or agents, incident to the performance of work under this contract, pursuant to the Standard Specifications for Road and Bridge Construction applicable to this contract.

In connection with the performance of work under this contract, the contractor agrees to comply with all applicable state and federal statutes relating to non-discrimination in employment. No otherwise qualified person shall be excluded from employment or otherwise be subject to discrimination in employment in any manner on the basis of age, race, religion, color, gender, national origin or ancestry, disability, arrest or conviction record (in keeping with s.111.32), sexual orientation, marital status, membership in the military reserve, honesty testing, genetic testing, and outside use of lawful products. This provision shall include, but not be limited to the following: employment, upgrading, demotion or transfer; recruitment or recruitment advertising; layoff or termination; rates of pay or other forms of compensation, and selection for training, including apprenticeship. The contractor further agrees to ensure equal opportunity in employment to all applicants and employees and to take affirmative action to attain a representative workforce.

The contractor agrees to post notices and posters setting forth the provisions of the nondiscrimination clause, in a conspicuous and easily accessible place, available for employees and applicants for employment.

If a state public official (section 19.42, Stats.) or an organization in which a state public official holds at least a 10% interest is a party to this agreement, this contract is voidable by the state unless appropriate disclosure is made to the State of Wisconsin Ethics Board.

Effective with August 2015 Letting

BID PREPARATION

Preparing the Proposal Schedule of Items

A General

- (1) Obtain bidding proposals as specified in section 102 of the standard specifications prior to 11:45 AM of the last business day preceding the letting. Submit bidding proposals using one of the following methods:
 1. Electronic bid on the internet.
 2. Electronic bid on a printout with accompanying diskette or CD ROM.
 3. Paper bid under a waiver of the electronic submittal requirements.
- (2) Bids submitted on a printout with accompanying diskette or CD ROM or paper bids submitted under a waiver of the electronic submittal requirements govern over bids submitted on the internet.

- (3) The department will provide bidding information through the department's web site at:
<https://wisconsindot.gov/Pages/doing-bus/contractors/hcci/bid-let.aspx>

The contractor is responsible for reviewing this web site for general notices as well as information regarding proposals in each letting. The department will also post special notices of all addenda to each proposal through this web site no later than 4:00 PM local time on the Thursday before the letting. Check the department's web site after 5:00 PM local time on the Thursday before the letting to ensure all addenda have been accounted for before preparing the bid. When bidding using methods 1 and 2 above, check the Bid Express™ on-line bidding exchange at <http://www.bidx.com/> after 5:00 PM local time on the Thursday before the letting to ensure that the latest schedule of items Expedite file (*.ebs or *.00x) is used to submit the final bid.

- (4) Interested parties can subscribe to the Bid Express™ on-line bidding exchange by following the instructions provided at the www.bidx.com web site or by contacting:

Info Tech Inc.
5700 SW 34th Street, Suite 1235
Gainesville, FL 32608-5371
email: <mailto:customer.support@bidx.com>

- (5) The department will address equipment and process failures, if the bidder can demonstrate that those failures were beyond their control.
- (6) Contractors are responsible for checking on the issuance of addenda and for obtaining the addenda. Notice of issuance of addenda is posted on the department's web site at:
<https://wisconsindot.gov/Pages/doing-bus/contractors/hcci/bid-let.aspx>

or by calling the department at (608) 266-1631. Addenda can ONLY be obtained from the department's web site listed above or by picking up the addenda at the Bureau of Highway Construction, 4th floor, 4822 Madison Yards Way, Madison, WI, during regular business hours.

- (7) Addenda posted after 5:00 PM on the Thursday before the letting will be emailed to the eligible bidders for that proposal. All eligible bidders shall acknowledge receipt of the addenda whether they are bidding on the proposal or not. Not acknowledging receipt may jeopardize the awarding of the project.

B Submitting Electronic Bids

B.1 On the Internet

- (1) Do the following before submitting the bid:
 1. Have a properly executed annual bid bond on file with the department.

2. Have a digital ID on file with and enabled by Info Tech Inc. Using this digital ID will constitute the bidder's signature for proper execution of the bidding proposal.
- (2) In lieu of preparing, delivering, and submitting the proposal as specified in 102.6 and 102.9 of the standard specifications, submit the proposal on the internet as follows:
 1. Download the latest schedule of items reflecting all addenda from the Bid Express™ web site.
 2. Use Expedite™ software to enter a unit price for every item in the schedule of items.
 3. Submit the bid according to the requirements of Expedite™ software and the Bid Express™ web site. Do not submit a bid on a printout with accompanying diskette or CD ROM or a paper bid. If the bidder does submit a bid on a printout with accompanying diskette or a paper bid in addition to the internet submittal, the department will disregard the internet bid.
 4. Submit the bid before the hour and date the Notice to Contractors designates.
 5. Do not sign, notarize, and return the bidding proposal described in 102.2 of the standard specifications.
- (3) The department will not consider the bid accepted until the hour and date the Notice to Contractors designates.

B.2 On a Printout with Accompanying Diskette or CD ROM

- (1) Download the latest schedule of items from the Wisconsin pages of the Bid Express™ web site reflecting the latest addenda posted on the department's web site at:
<https://wisconsindot.gov/Pages/doing-bus/contractors/hcci/bid-let.aspx>
Use Expedite™ software to prepare and print the schedule of items. Provide a valid amount for all price fields. Follow instructions and review the help screens provided on the Bid Express™ web site to assure that the schedule of items is prepared properly.
- (2) Staple an 8 1/2 by 11 inch printout of the Expedite™ generated schedule of items to the other proposal documents submitted to the department as a part of the bidder's sealed bid. As a separate submittal, not in the sealed bid envelop but due at the same time and place as the sealed bid, also provide the Expedite™ generated schedule of items on a 3 1/2 inch computer diskette or CD ROM. Label each diskette or CD ROM with the bidder's name, the 4 character department-assigned bidder identification code from the top of the bidding proposal, and a list of the proposal numbers included on that diskette or CD ROM as indicated in the following example:

Bidder Name

BN00

Proposals: 1, 12, 14, & 22

- (3) If bidding on more than one proposal in the letting, the bidder may include all proposals for that letting on one diskette or CD ROM. Include only submitted proposals with no incomplete or other files on the diskette or CD ROM.
- (4) The bidder-submitted printout of the Expedite™ generated schedule of items is the governing contract document and must conform to the requirements of section 102 of the standard specifications. If a printout needs to be altered, cross out the printed information with ink or typewriter and enter the new information and initial it in ink. If there is a discrepancy between the printout and the diskette or CD ROM, the department will analyze the bid using the printout information.
- (5) In addition to the reasons specified in section 102 of the standard specifications, proposals are irregular and the department may reject them for one or more of the following:
 1. The check code printed on the bottom of the printout of the Expedite™ generated schedule of items is not the same on each page.
 2. The check code printed on the printout of the Expedite™ generated schedule of items is not the same as the check code for that proposal provided on the diskette or CD ROM.

3. The diskette or CD ROM is not submitted at the time and place the department designates.

C Waiver of Electronic Submittal

- (1) The bidder may request a waiver of the electronic submittal requirements. Submit a written request for a waiver in lieu of bids submitted on the internet or on a printout with accompanying diskette or CD ROM. Use the waiver that was included with the paper bid document sent to the bidder or type up a waiver on the bidder's letterhead. The department will waive the electronic submittal requirements for a bidding entity (individual, partnership, joint venture, corporation, or limited liability company) for up to 4 individual proposals in a calendar year. The department may allow additional waivers for equipment malfunctions.
- (2) Submit a schedule of items on paper conforming to section 102 of the standard specifications. The department charges the bidder a \$75 administrative fee per proposal, payable at the time and place the department designates for receiving bids, to cover the costs of data entry. The department will accept a check or money order payable to: "Wisconsin, Dept. of Transportation."
- (3) In addition to the reasons specified in section 102 of the standard specifications, proposals are irregular and the department may reject them for one or more of the following:
 1. The bidder fails to provide the written request for waiver of the electronic submittal requirements.
 2. The bidder fails to pay the \$75 administrative fee before the time the department designates for the opening of bids unless the bidder requests on the waiver that they be billed for the \$75.
 3. The bidder exceeds 4 waivers of electronic submittal requirements within a calendar year.
- (4) In addition to the reasons specified in section 102 of the standard specifications, the department may refuse to issue bidding proposals for future contracts to a bidding entity that owes the department administrative fees for a waiver of electronic submittal requirements.

PROPOSAL BID BOND

DT1303 1/2006

Wisconsin Department of Transportation

Proposal Number	Project Number	Letting Date
Name of Principal		
Name of Surety	State in Which Surety is Organized	

We, the above-named Principal and the above-named Surety, are held and firmly bound unto the State of Wisconsin in the sum equal to the Proposal Guaranty for the total bid submitted for the payment to be made; we jointly and severally bind ourselves, our heirs, executors, administrators, successors and assigns. The condition of this obligation is that the Principal has submitted a bid proposal to the State of Wisconsin acting through the Department of Transportation for the improvement designated by the Proposal Number and Letting Date indicated above.

If the Principal is awarded the contract and, within the time and manner required by law after the prescribed forms are presented for signature, enters into a written contract in accordance with the bid, and files the bond with the Department of Transportation to guarantee faithful performance and payment for labor and materials, as required by law, or if the Department of Transportation shall reject all bids for the work described, then this obligation shall be null and void; otherwise, it shall be and remain in full force and effect. In the event of failure of the Principal to enter into the contract or give the specified bond, the Principal shall pay to the Department of Transportation **within 10 business days of demand** a total equal to the Proposal Guaranty as liquidated damages; the liability of the Surety continues for the full amount of the obligation as stated until the obligation is paid in full.

The Surety, for value received, agrees that the obligations of it and its bond shall not be impaired or affected by any extension of time within which the Department of Transportation may accept the bid; and the Surety does waive notice of any such extension.

IN WITNESS, the Principal and Surety have agreed and have signed by their proper officers and have caused their corporate seals to be affixed this date: **(DATE MUST BE ENTERED)**

PRINCIPAL

(Company Name) **(Affix Corporate Seal)**

(Signature and Title)

(Company Name)

(Signature and Title)

(Company Name)

(Signature and Title)

(Company Name)

(Signature and Title)

NOTARY FOR PRINCIPAL

(Date)

State of Wisconsin)
) ss.
_____ County)

On the above date, this instrument was acknowledged before me by the named person(s).

(Signature, Notary Public, State of Wisconsin)

(Print or Type Name, Notary Public, State of Wisconsin)

(Date Commission Expires)

Notary Seal

(Name of Surety) **(Affix Seal)**

(Signature of Attorney-in-Fact)

NOTARY FOR SURETY

(Date)

State of Wisconsin)
) ss.
_____ County)

On the above date, this instrument was acknowledged before me by the named person(s).

(Signature, Notary Public, State of Wisconsin)

(Print or Type Name, Notary Public, State of Wisconsin)

(Date Commission Expires)

Notary Seal

IMPORTANT: A certified copy of Power of Attorney of the signatory agent must be attached to the bid bond.

CERTIFICATE OF ANNUAL BID BOND

DT1305 8/2003

Wisconsin Department of Transportation

Time Period Valid (From/To)	
Name of Surety	
Name of Contractor	
Certificate Holder	Wisconsin Department of Transportation

This is to certify that an annual bid bond issued by the above-named Surety is currently on file with the Wisconsin Department of Transportation.

This certificate is issued as a matter of information and conveys no rights upon the certificate holder and does not amend, extend or alter the coverage of the annual bid bond.

Cancellation: Should the above policy be cancelled before the expiration date, the issuing surety will give thirty (30) days written notice to the certificate holder indicated above.

(Signature of Authorized Contractor Representative)

(Date)

March 2010

LIST OF SUBCONTRACTORS

Section 66.0901(7), Wisconsin Statutes, provides that as a part of the proposal, the bidder also shall submit a list of the subcontractors the bidder proposes to contract with and the class of work to be performed by each. In order to qualify for inclusion in the bidder's list a subcontractor shall first submit a bid in writing, to the general contractor at least 48 hours prior to the time of the bid closing. The list may not be added to or altered without the written consent of the municipality. A proposal of a bidder is not invalid if any subcontractor and the class of work to be performed by the subcontractor has been omitted from a proposal; the omission shall be considered inadvertent or the bidder will perform the work personally.

No subcontract, whether listed herein or later proposed, may be entered into without the written consent of the Engineer as provided in Subsection 108.1 of the Standard Specifications.

[illegible]

DECEMBER 2000

**CERTIFICATION REGARDING DEBARMENT, SUSPENSION, AND OTHER
RESPONSIBILITY MATTERS - PRIMARY COVERED TRANSACTIONS**

Instructions for Certification

1. By signing and submitting this proposal, the prospective contractor is providing the certification set out below.
2. The inability of a person to provide the certification required below will not necessarily result in denial of participation in this covered transaction. The prospective contractor shall submit an explanation of why it cannot provide the certification set out below. The certification or explanation will be considered in connection with the department or agency's determination whether to enter into this transaction. However, failure of the prospective contractor to furnish a certification or an explanation shall disqualify such person from participation in this transaction.
3. The certification in this clause is a material representation of fact upon which reliance was placed when the department determined to enter into this transaction. If it is later determined that the contractor knowingly rendered an erroneous certification in addition to other remedies available to the Federal Government the department may terminate this transaction for cause or default.
4. The prospective contractor shall provide immediate written notice to the department to whom this proposal is submitted if at any time the prospective contractor learns that its certification was erroneous when submitted or has become erroneous by reason of changed circumstances.
5. The terms "covered transaction," "debarred," "suspended," "ineligible," "lower tier covered transaction," "participant," "person," "primary covered transaction," "principal," "proposal," and "voluntarily excluded," as used in this clause, have the meanings set out in the Definitions and Coverage sections of the rules implementing Executive Order 12549. You may contact the department to which this proposal is being submitted for assistance in obtaining a copy of those regulations.
6. The prospective contractor agrees by submitting this proposal that, should this contract be entered into, it shall not knowingly enter into any lower tier covered transaction with a person who is debarred, suspended, declared ineligible, or voluntarily excluded from participation in this covered transaction, unless authorized by the department entering into this transaction.
7. The prospective contractor further agrees by submitting this proposal that it will include the clause titled "Certification Regarding Debarment, Suspension, Ineligibility and Voluntary Exclusion-Lower Tier Covered Transaction," which is included as an addendum to PR-1273 - "Required Contract Provisions Federal Aid Construction Contracts," without

modification, in all lower tier covered transactions and in all solicitations for lower tier covered transactions.

8. The contractor may rely upon a certification of a prospective subcontractor/materials supplier that it is not debarred, suspended, ineligible, or voluntarily excluded from the covered transaction, unless it knows that the certification is erroneous. A contractor may decide the method and frequency by which it determines the eligibility of its principals. Each contractor may, but is not required to, check the Disapproval List (telephone # 608/266/1631).
9. Nothing contained in the foregoing shall be construed to require establishment of a system of records in order to render in good faith the certification required by this clause. The knowledge and information of a contractor is not required to exceed that which is normally possessed by a prudent person in the ordinary course of business dealings.
10. Except for transactions authorized under paragraph 6 of these instructions, if a contractor in a covered transaction knowingly enters into a lower tier covered transaction with a person who is suspended, debarred, ineligible or voluntarily excluded from participation in this transaction, in addition to other remedies available to the Federal Government, the department may terminate this transaction for cause or default.

Certification Regarding Debarment, Suspension, and Other Responsibility Matters - Primary Covered Transactions

- (1) The prospective contractor certifies to the best of its knowledge and belief, that it and its principals:
 - (a) Are not presently debarred, suspended, proposed for debarment, declared ineligible, or voluntarily excluded from covered transactions by any Federal department or agency;
 - (b) Have not within a three-year period preceding this proposal been convicted of or had a civil judgment rendered against them for commission of fraud or a criminal offense in connection with obtaining, attempting to obtain, or performing a public (Federal, State or local) transaction or contract under a public transaction; violation of Federal or State antitrust statutes or commission of embezzlement, theft, forgery, bribery, falsification or destruction of records, making false statements or receiving stolen property;
 - (c) Are not presently indicted for or otherwise criminally or civilly charged by a governmental entity (Federal, State or local) with commission of any of the offense enumerated in paragraph (1)(b) of this certification; and
 - (d) Have not within a three-year period preceding this proposal had one or more public transactions (Federal, State or local) terminated for cause or default.
- (2) Where the prospective contractor is unable to certify to any of the statements in this certification, such prospective contractor shall attach an explanation to this proposal.

Special Provisions

Table of Contents

Article	Description	Page #
1.	General.....	3
2.	Scope of Work.....	3
3.	Prosecution and Progress.....	3
4.	Lane Rental Fee Assessment.....	5
5.	Traffic.....	6
6.	Holiday Work Restrictions.....	7
7.	Utilities.....	8
8.	Other Projects.....	9
9.	Railroad Insurance and Coordination – Wisconsin Central Ltd (CN).....	9
10.	Public Convenience and Safety.....	10
11.	Property Marks – Protecting and Restoring.....	11
12.	Erosion Control.....	11
13.	Information to Bidders, WPDES General Construction Storm Water Discharge Permit.....	11
14.	Notice to Contractor – Traffic Signal Equipment Lead Time.....	11
15.	Abatement of Asbestos Containing Material B-49-24, Item 203.0210.S.01.....	11
16.	Protecting Concrete.....	12
17.	Concrete Pavement Joint Layout 1166-06-75, Item 415.5110.S.01; Concrete Pavement Joint Layout 6290-09-70, Item 415.5110.S.02; Concrete Pavement Joint Layout 6290-09-71, Item 415.5110.S.03.....	13
18.	Rout and Seal, Item 415.6000.S.....	13
19.	Expansion Device, Item 502.3101.....	14
20.	Removing Bearings, B-49-24, Item 506.7050.S.01.....	15
21.	Salvaging Bearings, Tubular Railing and Name Plate.....	16
22.	Epoxy Crack Sealing, Item 509.9020.S.....	16
23.	Structure Repainting General.....	16
24.	Preparation and Coating of Top Flanges B-49-24, Item 517.0900.S.01.....	17
25.	Structure Repainting Recycled Abrasive B-49-24, Item 517.1800.S.01.....	18
26.	Labeling and Disposal of Waste Material.....	20
27.	Negative Pressure Containment and Collection of Waste Materials, B-49-24, Item 517.4500.S.01.....	22
28.	Portable Decontamination Facility, Item 517.6001.S.....	23
29.	Pipe Culverts.....	24
30.	Storm Sewer.....	24
31.	Reseal Crushed Aggregate Slope Paving, Item 604.9015.S.....	24
32.	Manholes, Inlets and Catch Basins.....	24
33.	Blue Specific Service Signs.....	25
34.	Field Office.....	25
35.	Traffic Control.....	25
36.	Nighttime Work Lighting-Stationary.....	26

37.	Notice to Contractor – Traffic Signal Installation STH 66 & Country Club Dr, USH 10 & IH 39 SB Ramps, USH 10 & IH 39 NB Ramps and USH 10 & Maple Bluff Rd (WisDOT Maintains).	27
38.	Marking Replace Line Wet Reflective Epoxy 4-inch, Item 646.1041.S; Marking Replace Line Wet Reflective Epoxy 8-inch, Item 646.3041.S.	27
39.	Install Conduit Into Existing Item, Item 652.0700.S.	28
40.	Fertilizer for Lawn Type Turf, Item SPV.0030.01.....	29
41.	Temporary Detectable Warning Field, Item SPV.0045.01.....	30
42.	Grading and Shaping Curb Ramps, Item SPV.0060.01.	30
43.	Inlet Connection to Existing Storm Sewer, Item SPV.0060.02.	31
44.	Pipe Connection to Existing Storm Sewer, Item SPV.0060.03.....	31
45.	Precast Concrete Bearing Block, Item SPV.0060.04.....	32
46.	Lighting Control Cabinet Special, Item SPV.0060.05.	32
47.	Remove, Salvage and Store Street Lighting Poles, Item SPV.0060.06; Remove, Salvage and Store Street Lighting Arms, Item SPV.0060.07; Remove, Salvage and Store Street Lighting Luminaires, Item SPV.0060.08.	33
48.	Install 30-FT Lighting Unit Twin 6-FT Arms with Transformer Base, Item SPV.0060.09; Install 34-FT Lighting Unit Single 10-FT Arm with Transformer Base, Item SPV.0060.10.....	34
49.	Install Salvaged Luminaires, Item SPV.0060.11.....	34
50.	Lighting Control Cabinet Modifications, Cabinet LC-J, Item SPV.0060.12; Lighting Control Cabinet Modifications, Cabinet LC-L, Item SPV.0060.13.....	35
51.	Street Sweeping, Item SPV.0075.01.	35
52.	Remove and Reinstall Existing Conductors, Item SPV.0090.01.	36
53.	Concrete Curb and Gutter 30-Inch Type A Modified, Item SPV.0090.02.	36
54.	Salvage Traffic Signals USH 10 & IH 39 SB Ramp Intersection, Item SPV.0105.01; Salvage Traffic Signals USH 10 & Maple Bluff Rd Intersection, SPV.0105.02; Salvage Traffic Signals STH 66 & Country Club Dr Intersection, SPV.0105.03.	37
55.	Temporary Vehicle Detection USH 10 & Maple Bluff Road, Item SPV.0105.04; Temporary Vehicle Detection STH 66 & Country Club Drive, Item SPV.0105.05.	38
56.	Transport City Furnished Lighting Materials, Item SPV.0105.06.....	39
57.	Preparing Topsoil for Lawn Type Turf, Item SPV.0180.01.	39

STSP'S Revised January 13, 2021

SPECIAL PROVISIONS

1. General.

Perform the work under this construction contract for Project 1166-06-75, Plainfield – Stevens Point, USH 10 B-49-0024, IH 39, Portage County; Project 6290-09-70, Stevens Point - Waupaca, Southbound IH 39 Ramp to Wildwood Drive, USH 10, Portage County; Project 6290-09-71, Stevens Point – Waupaca, Country Club Drive Intersection, STH 66, Portage County, Wisconsin as the plans show and execute the work as specified in the State of Wisconsin, Department of Transportation, Standard Specifications for Highway and Structure Construction, 2021 Edition, as published by the department, and these special provisions.

If all or a portion of the plans and special provisions are developed in the SI metric system and the schedule of prices is developed in the US standard measure system, the department will pay for the work as bid in the US standard system.

100-005 (20210113)

2. Scope of Work.

The work under this contract shall consist of bridge rehabilitation, removing concrete pavement, excavation common, base aggregate, concrete pavement, concrete barrier, curb & gutter, concrete sidewalk, storm sewer, traffic signals, street lighting, permanent signing, pavement marking and all incidental items necessary to complete the work as shown on the plans and included in the proposal and contract.

104-005 (20090901)

3. Prosecution and Progress.

Begin work within ten calendar days after the engineer issues a written notice to do so.

Provide the start date to the engineer in writing within a month after executing the contract but at least 14 calendar days before the preconstruction conference. Upon approval, the engineer will issue the notice to proceed within ten calendar days before the approved start date.

To revise the start date, submit a written request to the engineer at least two weeks before the intended start date. The engineer will approve or deny that request based on the conditions cited in the request and its effect on the department's scheduled resources.

Submit the dates of the proposed lane, ramp and roadway restrictions to the engineer as part of the progress schedule.

Complete all project work with the exception of painting Structure B-49-24 by November 23, 2022.

Interim Completion and Liquidated Damages – November 23, 2022:

Complete all project work with the exception of painting Structure B-49-24 by November 23, 2022.

If the contractor fails to complete the work necessary to reopen all project work with the exception of painting Structure B-49-24 by November 23, 2022, the department will assess the contractor \$1985 in interim liquidated damages for each calendar day the contract work remains incomplete beyond 12:01 AM on November 24, 2022. An entire calendar day will be charged for any period of time within a calendar day that the road remains closed beyond 12:01 AM.

If contract time expires prior to completing all work specified in the contract, additional liquidated damages will be affixed according to standard spec 108.11.

Northern Long-eared Bat (*Myotis septentrionalis*)

Northern Long-eared Bats (NLEB) have the potential to inhabit the project limits because they roost in trees. Roosts may not have been observed on this project, but conditions to support the species exist. The species and all active roosts are protected by the Federal Endangered Species Act. If an individual bat or active roost is encountered during construction operations, stop work and notify the engineer and the WisDOT Regional Environmental Coordinator (REC).

In accordance to the final 4(d) rule issued for the NLEB, the department has determined that the proposed activity may affect, but will not result in prohibited take of the NLEB. The activity involves tree removal but will not occur within 0.25 miles of a known hibernacula, nor will the activity remove a known maternity roost tree or any other tree within 150 feet of a known maternity roost tree.

If additional trees need to be removed, no Clearing shall occur without prior approval from the engineer, following coordination with the WisDOT REC. Additional tree removal beyond the area originally specified will require consultation with the United States Fish and Wildlife Service (USFWS) and may require a bat presence/absence survey. Notify the engineer if additional Clearing cannot be avoided to begin coordination with the WisDOT REC. The WisDOT REC will initiate consultation with the USFWS and determine if a survey is necessary.

Submit a schedule and description of Clearing operations with the ECIP 14 days prior to any Clearing operations. The department will determine, based on schedule and scope of work, what additional erosion control measures shall be implemented prior to the start of Clearing operations, and list those additional measures in the ECIP.

Oak Wilt

To prevent the spread of oak wilt disease, cutting and wounding of oak trees is not allowed from April 1 through September 30.

General

Do not store equipment, vehicles, or materials on adjacent streets beyond the project limits without the written approval of the engineer.

Do not store equipment, vehicles, or materials within the temporary limited easements or private parking lots of any business or driving area without the written approval of the engineer.

Stage 1:

Construct STH 66 EB right turn lane to the IH 39 SB on ramp. Construct curb ramps and at the Country Club Drive intersection. Install loop detectors on Country Club Drive. Construct temporary IH 39 NB ramps. Install temporary signals at the Maple Bluff Road/Old Hwy 18 Road intersection and Country Club Drive intersection.

Stage 2:

Construct temporary crossovers and lanes in the median on USH 10/STH 66. Do not deactivate the signals at the IH 39 SB ramp intersection until all ramp closures for Stage 2 work are completed.

Stage 3:

Rehabilitate north half of Structure B-49-24. Remove and install concrete pavement on the USH 10/STH 66 WB lanes, reconstruct the IH 39 NB ramps, and reconstruct the north leg of the Maple Bluff Road/Old Hwy 18 Road intersection.

Stage 3G:

Complete the traffic staging transition between Stage 3F and Stage 4 as shown in Stage 3G during one night between the hours of 9:00 PM and 6:00 AM. Pedestrian staging can be completed the following day.

Stage 4:

Rehabilitate south half of Structure B-49-24. Remove and install concrete pavement on the USH 10/STH 66 EB lanes and the IH 39 SB off ramp. Construct the auxiliary lane extension on USH 10 WB. Construct curb ramps and install loop detectors on the south leg of the Maple Bluff Road/Old Hwy 18 Road intersection.

Stage 5:

Construct offset left turn lanes at Maple Bluff Road/Old Hwy 18 Road and Country Club Drive intersections. Restore the median on USH 10/STH 66. Install overhead sign Structures S-49-29 and S-49-30. Remove the IH 39 NB temporary ramps.

Stage 6:

Blast clean and paint steel components on Structure B-49-24.

USH 10 and STH 66 lane closures have the following restrictions:

Stage 1 and Stage 2 lane closures are permitted during the following:

Country Club Drive to IH 39 SB ramp intersection:

EB: 12:00 AM to 11:59 PM

WB: 12:00 AM to 11:59 PM

IH 39 SB ramp intersection to Wildwood Drive:

EB: 6:00 PM to 10:00 AM

WB: 6:00 PM to 7:00 AM

IH 39 lane and ramp closures have the following restrictions:

Lane closures are permitted during the following:

	Northbound	Southbound
Monday to Thursday	12:00 AM to 11:59 PM	12:00 AM to 6:00 AM 6:00 PM to 11:59 PM
Friday	12:00 AM to 12:00 PM 9:00 PM to 11:59 PM	12:00 AM to 6:00 AM 9:00 PM to 11:59 PM
Saturday to Sunday	12:00 AM to 9:00 AM 8:00 PM to 11:59 PM	12:00 AM to 9:00 AM 8:00 PM to 11:59 PM

IH 39 NB lane closure restrictions do not apply during Stage 6.

Ramp closures are permitted during the following times and as specified in the Traffic article:

	Northbound and Southbound
Monday to Thursday	12:00 AM to 6:00 AM 8:00 PM to 11:59 PM
Friday	12:00 AM to 6:00 AM
Saturday	Not Allowed
Sunday	10:00 PM to 11:59 PM

Additional ramp closures not shown in the project plans are not allowed during Stage 3 and Stage 4.

4. Lane Rental Fee Assessment.

A General

The contract designates some lane closures to perform the work. The contractor will not incur a Lane Rental Fee Assessment for closing lanes during the allowable lane closure times. The contractor will incur a Lane Rental Fee Assessment for each lane closure outside of the allowable lane closure times. If a lane is obstructed at any time due to contractor operations, it is considered a closure. The purpose of lane rental is to enforce compliance of lane restrictions and discourage unnecessary closures.

The allowable lane closure times are shown in the Prosecution and Progress article.

Submit the dates of the proposed lane, ramp, and roadway restrictions to the engineer as part of the progress schedule.

B Lane Rental Fee Assessment

The Lane Rental Fee Assessment incurred for each lane closure, each ramp closure, and each full closure of a roadway, per direction of travel, is as follows:

- \$2000 per lane, per direction of travel, per hour broken into 15 minute increments
- \$1000 per ramp, per hour broken into 15 minute increments

The Lane Rental Fee Assessment represents a portion of the cost of the interference and inconvenience to the road users for each closure. All lane, roadway, or ramp closure event increments 15 minutes and less will be assessed as a 15-minute increment.

The engineer, or designated representative, will be the sole authority in determining time period length for the Lane Rental Fee Assessment.

Lane Rental Fee Assessments will not be assessed for closures due to crashes, accidents, or emergencies not initiated by the contractor.

The department will assess Lane Rental Fee Assessment by the dollar under the administrative item Failing to Open Road to Traffic. The total dollar amount of Lane Rental Fee Assessment will be computed by multiplying the Lane Rental Assessment Rate by the number of 15-minute increments of each lane closure event as described above.

Lane Rental Fee Assessment will be in effect from the time of the Notice to Proceed until the department issues final acceptance. If interim completion time or contract time expires before the completion of specified work in the contract, additional liquidated damages will be assessed as specified in standard spec 108.11 or as specified within this contract.

stp-108-065 (20161130)

5. Traffic.

IH 39, USH 10 and STH 66 shall remain open to traffic during construction. Lane and ramp closures are allowed as indicated in the Prosecution and Progress article of these provisions.

Stage 1:

Close the STH 66 EB auxiliary and outside lane between Country Club Drive and the IH 39 SB ramp intersection. The STH 66/Country Club Drive intersection will operate on temporary signals. Close the IH 39 SB on ramp. Divert pedestrians around the work zone using the closed STH 66 EB outside lane. Close the IH 39 NB off ramp to STH 66 WB for a maximum of 4 continuous days, Monday to Thursday as required to complete work. Close the IH 39 NB on ramp inside shoulder as required.

Stage 1A:

Close the Country Club Dr right turn lane to STH 66 EB for a maximum of 7 continuous days.

Stage 2:

Close the inside lane on USH 10/STH 66. Install EB traffic control and switch traffic to the Stage 3 configuration prior to deactivating the traffic signals at the IH 39 SB ramp intersection. An IH 39 SB to USH 10 EB ramp closure is allowed during the transition from Stage 2 to Stage 3. Close the IH 39 NB to USH 10 EB ramp once the signals at the IH 39 SB ramp intersection are deactivated and the IH 39 SB to USH 10 EB ramp is reopened.

Stage 3:

Shift traffic lanes to the south side of Structure B-49-24. Close lanes on IH 39 as required. The signals at the IH 39 SB ramp intersection will remain deactivated and the intersection will be free flow. Access to IH 39 will be restricted to right turns. WB to SB and EB to NB access to IH 39 will be detoured using IH 39 and interchanges north and south of the USH 10 interchange. The IH 39 NB to USH 10 EB ramp shall remain closed.

Stage 4:

Shift traffic lanes to the north side of Structure B-49-24. Close lanes on IH 39 as required. The signals at the IH 39 SB ramp intersection will remain deactivated and the intersection will be free flow. Access to IH 39 will be restricted to right turns. WB to SB and EB to NB access to IH 39 will be detoured using IH 39 and interchanges north and south of the USH 10 interchange. The IH 39 NB to USH 10 EB ramp shall remain closed.

Stage 5:

Activate the signals at the IH 39 SB ramp intersection. Close the inside lane on USH 10/STH 66. The STH 66 EB left turn to the IH 39 NB ramp will remain closed until Stage 5B. The IH 39 NB to USH 10 EB ramp will remain closed until Stage 5A. Close the IH 39 NB off ramp to STH 66 WB for a maximum of 10 continuous days and 1 weekend. Close the IH 39 NB on ramp inside shoulder as required.

Stage 6:

Close the passing lane or the driving lane on IH 39 NB. Ramp closures are not allowed.

Signal Adjustments

Coordinate the signal adjustments listed below prior to detouring traffic. Contact Ken Radke, WisDOT NC Region Electrician, (715) 459-4264, seven working days prior to needing adjustments to the traffic signals.

Location	Adjustment
IH 39 SB ramp/USH 10/STH 66	Stage 1 and Stage 2: Turn off green and yellow left arrow on STH 66 WB during IH 39 SB on ramp closure

Wisconsin Lane Closure System Advance Notification

Provide the following advance notification to the engineer for incorporation into the Wisconsin Lane Closure System (LCS).

TABLE 108-1 CLOSURE TYPE AND REQUIRED MINIMUM ADVANCE NOTIFICATION

Closure type with height, weight, or width restrictions (available width, all lanes in one direction < 16 feet)	MINIMUM NOTIFICATION
Lane and shoulder closures	7 calendar days
Full roadway closures	7 calendar days
Ramp closures	7 calendar days
Detours	7 calendar days
Closure type without height, weight, or width restrictions (available width, all lanes in one direction ≥ 16 feet)	MINIMUM NOTIFICATION
Lane and shoulder closures	3 business days
Ramp closures	3 business days
Modifying all closure types	3 business days

Discuss LCS completion dates and provide changes in the schedule to the engineer at weekly project meetings in order to manage closures nearing their completion date.

6. Holiday Work Restrictions.

Do not perform work on, nor haul materials of any kind along or across any portion of the highway carrying IH 39, USH 10 and STH 66 traffic, and entirely clear the traveled way and shoulders of such portions of the highway of equipment, barricades, signs, lights, and any other material that might impede the free flow of traffic during the following holiday periods:

- From noon Friday, May 27, 2022 to 6:00 AM Tuesday, May 31, 2022 for Memorial Day;
- From noon Friday, July 1, 2022 to 6:00 AM Tuesday, July 5, 2022 for Independence Day;
- From noon Friday, September 2, 2022 to 6:00 AM Tuesday, September 6, 2022 for Labor Day;
- From noon Wednesday, November 23, 2022 to 6:00 AM Monday, November 28, 2022 for Thanksgiving Day;
- From noon Friday, May 26, 2023 to 6:00 AM Tuesday, May 30, 2023 for Memorial Day.

Stage 1 through Stage 5 lane and ramp closures shown in the project plans can remain in place during the listed holiday work restrictions.

stp-107-005 (20181119)

7. Utilities

This contract comes under the provision of Administrative Rule Trans 220.

stp-107-065 (20080501)

Some of the utility work described below is dependent on prior work being performed by the contractor at a specific site. In such situations, provide the engineer and the affected utility a good faith notice of when the utility is to start work at the site. Provide this notice 14 to 16 calendar days in advance of when the prior work will be completed, and the site will be available to the utility owner. Follow-up with a confirmation notice to the engineer and the utility owner not less than three working days before the site will be ready for the utility owner to begin its work.

Additional detailed information regarding the location of the vacated, relocated, and/or removed utility facilities is available in the work plan provided by each utility company or on the permits issued to them. View these documents at the region WisDOT office during normal working hours.

1166-06-75:

AT&T Wisconsin – Communications Line

AT&T Wisconsin has **communication** facilities located throughout the project limits. At station 86+52EB RT AT&T Wisconsin has a wood pole and guy located in the grading limits and no adjustments are anticipated.

At station 286+33ZZ where a cross culvert is being replaced, AT&T plans to expose and lower an existing duct approximately 1 foot during construction. AT&T estimates 5 days to complete the work.

City of Stevens Point – Water

The **city of Stevens Point** has **water** facilities located throughout the project limits. At station 88+38EB LT the city of Stevens Point plans to discontinue the existing water service to the median prior to construction.

The following utilities have facilities within the construction limits; however no conflicts are anticipated:

Charter Communications – Communications Line

City of Stevens Point – Sewer

Windstream KDL – Communications Line

Wisconsin Public Service – Electricity

Wisconsin Public Service – Gas/Petroleum

6290-09-70:

City of Stevens Point – Water

The **city of Stevens Point** has **water** facilities located throughout the project limits. At Station 23+58MB RT the city of Stevens Point plans to relocate the existing hydrant to the east approximately 10 feet during construction. The hydrant relocation can be completed once construction staking has been completed. The city of Stevens Point estimates 2 days to complete the work.

Wisconsin Public Service – Gas

Wisconsin Public Service has underground **gas** facilities located throughout the project limits. From station 100+50WB LT to station 104+00WB LT Wisconsin Public Service plans to relocate the gas facility to a deeper depth at the existing location prior to construction.

The following utilities have facilities within the construction limits; however, no conflicts are anticipated:

AT&T Wisconsin – Communications Line

Charter Communications – Communications Line

City of Stevens Point – Sewer
Windstream KDL – Communications Line
Wisconsin Public Service – Electricity

6290-09-71:

City of Stevens Point – Water

The city of Stevens Point has **water** facilities located throughout the project limits. At Station 77+88EB LT the city of Stevens Point plans to discontinue the existing water service to the median prior to construction.

Wisconsin Public Service – Electricity

Wisconsin Public Service has an underground **electric** facility crossing STH 66 at Station 79+20EB. Wisconsin Public Service will adjust the underground electric facility during installation of the storm sewer. Wisconsin Public Services estimates 1 day to complete the work.

The following utilities have facilities within the construction limits; however no conflicts are anticipated:

AT&T Wisconsin – Communications Line
Charter Communications – Communications Line
City of Stevens Point – Sewer
City of Stevens Point - Water
Windstream KDL – Communications Line
Wisconsin Public Service – Gas/Petroleum

8. Other Projects

Work may be occurring concurrently on:

1166-12-89, IH 39, Structures B-49-14, 15, 16, 17

Work includes milling and overlaying the concrete bridge decks on IH 39 and concrete pavement repairs on CTH B. Contact Dan Holloway, WisDOT Project Manager at (715) 421-7305 or Daniel.holloway@dot.wi.gov for more information.

1166-05-84, IH 39, CTH HH Bridge B-49-21

Work includes painting the steel components on B-49-21. Construction is currently scheduled for 2024 but may occur as early as 2022.

9. Railroad Insurance and Coordination – Wisconsin Central Ltd (CN).

A Description

Comply with standard spec 107.17 for all work affecting Wisconsin Central Ltd (CN) property and any existing tracks.

A.1 Railroad Insurance Requirements

In addition to standard spec 107.26, provide railroad protective liability insurance coverage as specified in standard spec 107.17.3. Insurance is filed in the name of Wisconsin Central Ltd and Its Parents (CN).

Notify evidence of the required coverage, and duration to Jackie Macewicz, Manager Public Works; 3912 S. Pokegama Road, Superior, WI 54880; Telephone (715) 345-2503; E-mail: Jackie.macewicz@cn.ca.

Also send a copy to the following: Jared Kinziger, NE and NC Region Railroad Coordinator; 944 Vanderperren Way, Green Bay, WI 54304; Telephone (920) 492-7713; E-mail: jared.kinziger@dot.wi.gov.

Include the following information on the insurance document:

- Project ID: 1166-06-75
- Project Location: City of Stevens Point, Wisconsin
- Route Name: I39, Portage County
- Crossing ID: 692534B
- Railroad Subdivision: Neenah
- Railroad Milepost: 246.35
- Work Performed: Traffic control

A.2 Train Operation

Approximately 30 through freight trains operate daily at up to 60 mph.

A.3 Names and Addresses of Railroad Representatives for Consultation and Coordination

Construction Contact

Jackie Macewicz, Manager Public Works; 3192 S. Pokegama Road, Superior, WI 54880; Telephone (715) 345-2503; E-mail jackie.macewicz@cn.ca for consultation on railroad requirements during construction.

Amend standard spec 108.4 to include the railroad in the distribution of the initial bar chart, and monthly schedule updates. The bar chart shall specifically show work involving coordination with the railroad.

Flagging Contact

Submit by US Mail a "Request for Flagging Services and Cable Location" form with prepayment to: Flagging-US, 17641 South Ashland Avenue, Homewood, IL 60430; Flagging_US@CN.CA. The form can be obtained at:

<http://www.cn.ca/en/safety/employees/contractors-erailsafe/utility-installations>

Requests for flagging and cable locates can take up to five business days after the railroad receives the paperwork. Reference the Wisconsin Milepost and Subdivision located in A.1. Advise Wisconsin Central Ltd (CN) that the flagging services are to be billed at the rate for a public highway project.

Cable Locate Contact

In addition to contacting Diggers Hotline, follow the procedure listed under Flagging Contact.

Wisconsin Central Ltd (CN) will only locate railroad owned facilities buried in the railroad right-of-way. The railroad does not locate any other utilities.

A.4 Work by Railroad

The railroad will perform the work described in this section, except for work described in other special provisions, and will be accomplished without cost to the contractor. None

A.5 Temporary Grade Crossing

If a temporary grade crossing is desired, submit a written request to the railroad representative named in A.3 at least 40 days prior to the time needed. Approval is subject to the discretion of the railroad. The department has made no arrangements for a temporary grade crossing.

stp-107-026 (20200629)

10. Public Convenience and Safety.

Replace standard spec 107.8 (4) with the following:

Notify the following organizations and departments at least 2 business days before road closures, lane closures, or detours are put into effect:

Portage County Sheriff's Department
Wisconsin State Patrol
Town of Hull
City of Stevens Point
Stevens Point Area School District
Stevens Point Post Office

The Portage County Sheriff's Department 911 dispatches all area police, fire and ambulance services, and will relay any notification given by the contractor.

ncr-107-005 (20141015)

11. Property Marks – Protecting and Restoring.

Replace standard spec 107.11.3 (1) with the following:

Protect and carefully preserve all known property and survey marks, land monuments, and right-of-way monuments and marker posts. Notify the engineer of the nature and location of these monuments and markers. Do not disturb or destroy monuments or markers until the engineer has arranged for their referencing or perpetuation.

Reset or replace, to the required standard, any property and survey marks, land monuments, and right-of-way monuments and marker posts that fall outside the construction limits that are shifted, lost or damaged by the contractor during construction operations, as determined by the engineer. If the contractor fails to restore the disturbed monuments or markers within a reasonable time, the department may, upon 48 hours written notice, restore the disturbed monuments or markers. The department will deduct restoration costs from payments due the contractor under the contract.

ncr-107-010 (20110531)

12. Erosion Control.

Add the following to standard spec 107.20:

Perform construction operations in a timely and diligent manner, continuing all construction operations methodically from the initial topsoil stripping operation through the subsequent grading and finishing to minimize the period of exposure to erosion.

Replace topsoil on disturbed areas, including spot locations such as cross drains, driveways, guardrail and terminals, and intersections, immediately after grading is completed within those areas. Complete finishing operations, which includes seed, fertilizer, erosion mat, mulch, and any other permanent erosion control measures required, within seven calendar days after the placement of topsoil.

ncr-107-050 (20141015)

13. Information to Bidders, WPDES General Construction Storm Water Discharge Permit.

The department has obtained coverage through the Wisconsin Department of Natural Resources to discharge storm water associated with land disturbing construction activities of this contract under the Wisconsin Pollutant Discharge Elimination System General Construction Storm Water Discharge Permit (WPDES Permit No. WI-S066796-1). A certificate of permit coverage is available from the regional office by contacting Mark Steidl at (715) 421-8043. Post the permit in a conspicuous place at the construction site.

stp-107-056 (20180628)

14. Notice to Contractor – Traffic Signal Equipment Lead Time.

Order traffic signal equipment as soon as possible to assure the equipment is procured in a timely fashion and, therefore, installed, inspected, and ready for turn-on at the required date.

15. Abatement of Asbestos Containing Material B-49-24, Item 203.0210.S.01.

A Description

This special provision describes abating asbestos containing material on structures.

B (Vacant)

C Construction

John Roelke, License Number All-119523, inspected Structure B-49-24 for asbestos on November 7, 2018. Regulated Asbestos Containing Material (RACM) was found on this structure in the following locations and quantities: Gray caulk around bolts in railing attachment plates, non-friable asbestos, approximately 3.3 SF.

The RACM on this structure must be abated by a licensed abatement contractor. A copy of the inspection report is available from Mark Steidl, WisDOT project manager (715) 421-8043. In accordance with NR447 and DHS159, ensure that DNR or DHS receives a completed Notification of Demolition and/or Renovation (DNR Form 4500-113 (R 4/11), or subsequent revision) via U.S. mail, hand-delivery, or using the online notification system at least 10 working days before beginning any construction or demolition. Pay all associated fees. Provide a copy of the completed 4500-113 form and the abatement report to Mark Steidl, WisDOT project manager (715) 421-8043 and DOT BTS-ESS attn: Hazardous Materials Specialist, PO Box 7965, Madison, WI 53707-7965. In addition, comply with all local or municipal asbestos requirements.

Use the following information to complete WisDNR form 4500-113:

- Site Name: Structure B-49-24, USH 10/STH 66 over IH 39/USH 51
- Site Address: 6.7M N JCT STH 54 TO E; 4.0M W JCT CTH J
- Ownership Information: WisDOT North Central Region, 1681 S 2nd Ave, Wisconsin Rapids, WI 54495
- Contact: Mark Steidl, WisDOT project manager
- Phone: (715) 421-8043
- Age: 53 years. This structure was constructed in 1968.
- Area: 23,314 SF of deck

Insert the following paragraph in Section 6.g.:

- If asbestos not previously identified is found or previously non-friable asbestos becomes crumbled, pulverized, or reduced to a powder, stop work immediately, notify the engineer, and the engineer will notify the department's Bureau of Technical Services at (608) 266-1476 for an emergency response as specified in standard spec 107.24. Keep material wet until it is abated or until it is determined to be non-asbestos containing material.

D Measurement

The department will measure Abatement of Asbestos Containing Material (Structure), completed according to the contract and accepted, as a single complete lump sum unit of work.

E Payment

The department will pay for measured quantities at the contract unit price under the following bid item:

ITEM NUMBER	DESCRIPTION	UNIT
203.0210.S.01	Abatement of Asbestos Containing Material B-49-24	LS

Payment is full compensation for submitting necessary forms; removing all asbestos; and for properly disposing of all waste materials.

stp-203-005 (20120615)

16. Protecting Concrete.

Add the following to standard spec 415.3.14:

Provide a minimum of one concrete finisher to remain on the project site after final finishing of all concrete surfaces until such time as the concrete has hardened sufficiently to resist surface scarring caused by footprints, handprints, or any other type of imprint, malicious or otherwise. The finisher shall actively and continuously patrol the newly placed concrete and repair any damage to the surface that might be sustained as described above.

The cost for providing the finisher(s), necessary equipment, and materials shall be considered incidental to the contract unit price for each concrete item.

ncr-415-005 (20141015)

**17. Concrete Pavement Joint Layout 1166-06-75, Item 415.5110.S.01;
Concrete Pavement Joint Layout 6290-09-70, Item 415.5110.S.02;
Concrete Pavement Joint Layout 6290-09-71, Item 415.5110.S.03.**

A Description

This special provision describes providing a concrete pavement or concrete base joint layout design for intersections and marking the location of joints in the field.

B (Vacant)

C Construction

Plan and locate all points necessary to establish the horizontal position of the transverse and longitudinal joints in the concrete to prevent uncontrolled cracking. Submit a joint layout design to the engineer at least 7 calendar days before paving each intersection. Do not lay out joints until the engineer has reviewed the joint layout design. Mark the location of concrete joints in the field. Follow the plan details for joints in concrete making adjustments as required to fit field conditions.

D Measurement

The department will measure Concrete Pavement Joint Layout as a single lump sum unit for all joint layout designs and marking, acceptably completed.

E Payment

The department will pay for measured quantities at the contract unit price under the following bid item:

ITEM NUMBER	DESCRIPTION	UNIT
415.5110.S.01	Concrete Pavement Joint Layout 1166-06-75	LS
415.5110.S.02	Concrete Pavement Joint Layout 6290-09-70	LS
415.5110.S.03	Concrete Pavement Joint Layout 6290-09-71	LS

Payment is full compensation for providing the intersection joint layout designs and marking all joints in the field.

The department will adjust pay for crack repairs as specified in standard spec 415.5.3.

stp-415-020 (20170615)

18. Rout and Seal, Item 415.6000.S.

A Description

This special provision describes routing, cleaning, drying, and sealing the longitudinal edge of pavement joints in new asphaltic pavement shoulders immediately adjacent to the edge of the concrete mainline pavement.

B Materials

Furnish material that conforms to the requirements of the Specifications for Joint Sealants, Hot-Poured, for Concrete and Asphalt Pavements, ASTM Designation: D 6690, Type II, modified to require that the bond strength test be run at -20 degrees F. (The unmodified ASTM D 6690, Type II allows this test to be run at either 0 degrees F or -20 degrees F.)

Deliver each lot or batch of sealing compound to the jobsite in the manufacturer's original sealed container. Mark each container with the manufacturer's name, batch or lot number, and the safe heating temperature. Present the manufacturer's certification stating that the compound meets the requirements of this specification. Before applying the sealant, furnish to the engineer a certificate of compliance and a copy of the manufacturer's recommendations on heating and applying the sealant.

C Construction

C.1 Equipment

Heat the sealing compound to the pouring temperature recommended by the manufacturer in an approved kettle or tank, constructed as a double boiler, with the space between the inner and outer shells filled with oil or other satisfactory heat transfer medium. If, and when, using the heating kettle on concrete or asphaltic pavement, properly insulate the heating kettle to ensure heat is not radiated to the pavement surface.

Make rout cuts in a single pass. Two-pass cutting will not be allowed. Use a self-propelled mechanical router capable of routing the bituminous pavement to provide a 1.0:1.0 depth to width ratio of all routed cracks. The router blade or blades shall be of such size and configuration to cut the desired joint reservoir in one pass. No spacers between blades shall be allowed unless the contractor can demonstrate to the engineer that the desired reservoir and rout cut can be obtained with them. Either wet or dry routing will be permitted provided the above conditions are met. Use a pressure distributor for applying sealing material through a hand-operated wand or nozzle according to sealant manufacturer's instructions.

C.2 Methods

Conduct the operation so that the routing, cleaning, and sealing are continuous operations. Traffic shall not be allowed to knead together or damage the routed joints. Rerout, if necessary, routed joints not sealed before traffic is allowed on the pavement when routing and sealing operations resume. Do not perform rout cutting, cleaning, and sealing, within 48 hours of the placement of the shoulder's surface course.

Rout the longitudinal joint to a minimum width of 3/4 inches and a minimum depth of 3/4 inches. Use a power vacuum or equivalent to immediately remove any routing slurry, dirt, or deleterious matter adhering to the joint walls or remaining in the joint cavity, or both. Before sealing, dry the cleaned joints either by air-drying or by using a high capacity torch. Immediately before sealing, blow out the dried crack with a blast of compressed air, 80-psi minimum. Continue cleaning until the joint is dry, and until all dirt, dust, or deleterious matter is removed from the joint and adjacent pavement to the satisfaction of the engineer. If the air compressor produces dirt or other residue in the joint cavity, the contractor shall be required to clean the joint again.

If cleaning operations could cause damage to, or interfere with, traffic in adjacent lanes, or both, provide protective screening that is subject to the approval of the engineer to the cleaning operation.

Following cleaning, dry the routed joints and warm them with a hot air lance. Take care not to burn the pavement surface. Under no circumstances shall more than two minutes elapse between the time the hot air lance is used, and the sealant is placed.

Provide positive temperature control and mechanical agitation. Do not heat the sealant to more than 20 degrees F below the safe heating temperature. The safe heating temperature can be obtained from the manufacturer's shipping container. Provide a direct connecting pressure type extruding device with nozzles shaped for insertion into the joint. Immediately remove sealant spilled on the surface of the pavement.

Seal the joints when the sealant material is at the pouring temperature recommended by the manufacturer. Fill the joint such that after cooling, the sealant is flush with the adjacent pavement surface. Do not overfill the joint; the engineer may allow a very slight overband. Sand shall not be spread on the sealed joints to allow for opening to traffic. Before opening to traffic, the sealant shall be tack free.

D Measurement

The department will measure Rout and Seal in length by the linear foot, completed according to the contract and accepted.

E Payment

The department will pay for measured quantities at the contract unit price under the following bid item:

ITEM NUMBER	DESCRIPTION	UNIT
415.6000.S	Rout and Seal	LF

Payment is full compensation for rout cutting; cleaning the joint; sealing the joint; and cleanup.

stp-415-100 (20210113)

19. Expansion Device, Item 502.3101.

A Description

This special provision describes furnishing and installing an expansion device as the plans show conforming to standard spec 502 as modified in this special provision.

B Materials

Furnish components for the Expansion Device System from an approved fabricator selected from the department's approved product list of Fabricated Bridge Components – Expansion Devices.

To be eligible for this project, expansion devices from other manufacturers must be pre-approved before the bid closing date. Applications for pre-approval may be submitted at any time. Prepare the application according to the department requirements. If needed, obtain information and assistance with the pre-approval process from the Structures Maintenance Section in the Bureau of Structures, by sending an email to the following address: DOTDLStructuresFabrication@dot.wi.gov.

Expansion device strip seal gland size requirement of 4-inches, 5-inches, and 6-inches shall be as the plans show.

The minimum thickness of the polychloroprene strip seal shall be 1/4 inch for non-reinforced elastomeric glands and 1/8 inch for reinforced glands. Furnish the strip seal gland in lengths suitable for a continuous one-piece installation at each individual expansion joint location. Provide preformed polychloroprene strip seals that conform to the requirements ASTM D3542, and have the following physical properties:

Property Requirements	Value	Test Method
Tensile Strength, min.	2000 psi	ASTM D412
Elongation @ Break, min	250%	ASTM D412
Hardness, Type A, Durometer	55 ± 5 pts.	ASTM D2240
Compression Set, 70 hours @212°F, max.	35%	D395 Method B Modified
Ozone Resistance, after 70 hrs. at 100°F under 20% Strain with 100 pphm ozone	No Cracks	ASTM D1149 Method A
Mass Change in Oil 3 after 70 hr. 212°F Mass Change, max.	45%	ASTM D471

Install the elastomeric strip seal gland with tools and a lubricant adhesive recommended by the manufacturer.

Furnish manufacturer's certification for production of polychloroprene represented showing test results for the cured material supplied and certifying that it meets all specified requirements.

The steel extrusion or retainer shall conform to ASTM designation A 709 grade 36 steel. After fabrication, steel shall be galvanized conforming to the requirements ASTM A123.

Manufacturer's certifications for adhesive and steel shall attest that the materials meet the specification requirements.

stp-502-020 (20210113)

20. Removing Bearings, B-49-24, Item 506.7050.S.01.

A Description

This special provision describes raising the girders and removing the existing bearings, as the plans show.

B (Vacant)

C Construction

Raise the structure's girders and remove the existing bearings as the plans show.

Obtain prior approval from the engineer for the method of jacking the girders and of supporting them as required.

D Measurement

The department will measure Removing Bearings B-49-24 by the unit for each bearing removed, acceptably completed.

E Payment

The department will pay for measured quantities at the contract unit price under the following bid item:

ITEM NUMBER	DESCRIPTION	UNIT
506.7050.S.01	Removing Bearings, B-49-24	EACH

Payment is full compensation for raising the bridge girders; and for removing the old bearings.

Cost of furnishing and installing the bearings will be paid for under separate bid items.

stp-506-035 (20130615)

21. Salvaging Bearings, Tubular Railing and Name Plate

Salvage the structure bearings, tubular railing, railing brackets and structure name plate from B-49-24. Load, transport, and unload the salvaged materials from the construction site and deliver to the North Central Region Wisconsin Rapids Sign Shop, 2841 Industrial Street, Wisconsin Rapids. Any costs associated with the salvaging is incidental to other bid items.

Notify the department's bridge maintenance engineer at least three working days prior, to make arrangements for delivering the salvaged items to the region's sign shop.

Bridge Maintenance Engineer: Tom Hardinger (715) 459-4269.

22. Epoxy Crack Sealing, Item 509.9020.S.

A Description

This special provision describes sealing vertical cracks in abutments as the plan details show.

B Materials

Furnish a penetrating epoxy sealant manufactured by Sika, Adhesive Engineering, Technical Sealants, Dayton Superior, or equal. Before using, obtain the engineer's approval for the epoxy system which is proposed to seal the cracks.

C Construction

Before sealing, clean the cracks by chipping and by using high-pressure air.

After all of the cleaning is completed, inject epoxy sealant into the cracks to be sealed. Seal the cracks using the penetrating epoxy sealant as recommended by the sealant manufacturer.

D Measurement

The department will measure Epoxy Crack Sealing in length by the linear foot of crack, acceptably sealed.

E Payment

The department will pay for measured quantities at the contract unit price under the following bid item:

ITEM NUMBER	DESCRIPTION	UNIT
509.9020.S	Epoxy Crack Sealing	LF

Payment is full compensation for cleaning the cracks; and for furnishing and placing the epoxy sealant.

stp-509-020 (20100709)

23. Structure Repainting General.

A General

A.1 Inspection

On all structures in this contract, notify the engineer of any missing or broken bolts or nuts, any missing or broken rivets, or of any cracks or flaws in the steel members while cleaning or painting.

A.2 Date Painted

At the completion of all painting work, stencil in black paint or contrasting color paint the date of painting the bridge. The numbers shall be three inches (75 mm) in height and shall show the month and year in which the painting was completed: e.g., 11-95 (November 1995). On each bridge painted, stencil the date at two locations. On truss bridges, stencil the date on the cover plates of end posts near and above the top of the railings at the oncoming traffic end. On steel girder bridges, stencil the date on the inside of the outside stringers at the abutments. The date on grade separation bridges shall be readable when going under the structure or at some equally visible surface near the ends of the bridge, as designated by the engineer.

A.3 Graffiti Removal

Remove any graffiti on concrete abutments, piers, pier caps, parapet railings, slope paving or any other location at the direction of the engineer. Use a brush sandblast to remove graffiti.

The above work will not be measured and paid for separately but will be considered incidental to other items in the contract.

B (Vacant)

C Construction

C.1 Repainting Methods

Do not perform blasting, cleaning and painting on days of high winds. Prevailing winds in excess of 15 mph (25 km/hr) shall be considered high winds.

Place the final field coat of paint on the exterior of the exterior beams as a continuous painting operation. Stop at splices, vertical stiffeners or other appropriate locations so that lap marks are not evident or noticeable.

Completely clean and remove spent abrasive and other waste materials resulting from the contractor's operation from bridge deck surfaces, gutter lines, drains, curbs, bridge seats, pier caps, slope paving, roadway below, and all structural members and assemblies.

C.2 Inspection

Add the following to standard spec 105.9:

Furnish, erect and move scaffolding and other equipment to allow the inspector to closely observe all affected surfaces. The scaffolding, with appropriate safety devices, shall meet the approval of the engineer.

stp-517-005 (20150630)

24. Preparation and Coating of Top Flanges B-49-24, Item 517.0900.S.01.

A Description

This special provision describes thoroughly cleaning and coating the top surface and edges of the top flanges, removing loose paint, rust, mill scale, dirt, oil, grease, or other foreign substances until the specified finish is obtained.

B (Vacant)

C Construction

For top flanges and edges that have no paint on them and according to the department's Pre-Qualified Paint Systems for Structure Overcoating Cleaning and Priming, clean the top surface and edges of the top flanges and paint them with one coat of an approved zinc rich primer. Paint for Solvent Cleaning for Overcoat-minimum Cleaning (SP-1) is not allowed.

For top flanges and edges that have paint on them and according to the department's Pre-Qualified Paint Systems for Structure Overcoating Cleaning and Priming, clean all areas of rust and loose paint on the top surface and edges of the top flanges. Wash the top surface and edges of the top flanges and paint them with one coat of an approved zinc-rich primer according to paint manufacture's recommendations. If flash rusting occurs before the application of the primer, stop painting application, remove the flash rusting and paint cleaned surface. Paint for Solvent Cleaning for Overcoat-minimum Cleaning (SP-1) is not allowed.

Where plans call for the cleaning of other painted structural steel including hanger assemblies, bearings, field splices, and connections, clean areas of loose paint and rust according to the department's Pre-Qualified Paint Systems for Structure Overcoating Cleaning and Priming, or and according to paint manufacture's cleaning recommendations. Sound paint need not be removed with the exception of an area 12 inch on either side of hanger assembly centerlines. Clean this area to base metal according to the paint manufacture's cleaning recommendations and paint them one coat of an approved zinc-rich primer according to paint manufacture's recommendations. Paint for Solvent Cleaning for Overcoat-minimum Cleaning (SP-1) is not allowed.

For areas of exposed steel members that are to be imbedded in new concrete and according to the department's Pre-Qualified Paint Systems for Structure Overcoating Cleaning and Priming, thoroughly clean the surface area of exposed steel members that are to be imbedded in the new concrete and solvent wash and paint one coat of an approved zinc rich primer according to paint manufacture's recommendations to these areas. Paint for Solvent Cleaning for Overcoat-minimum Cleaning (SP-1) is not allowed.

According to the approved project specific hazardous material containment plan, furnish and erect tarpaulins or other materials to collect all of the spent paint containing material resulting from blasting or hand and power tool cleaning and coating. Minimize dust during all clean-up activities. Collect and store waste material at the end of each workday or more often if needed. Store waste materials in the hazardous waste containers provided. Lock and secure all waste containers at the end of each workday. Cover containers at all times except when adding or removing waste material. Store the containers in an accessible and secured area, not located in a storm water runoff course, flood plain or exposed to standing water. Transportation and disposal of such waste material will be the responsibility of the department.

Damage to existing painted surfaces as a result of construction operations, shall be restored to the approval of the engineer at the contractor's expense.

D Measurement

The department will measure Preparation and Coating of Top Flanges (Structure) as a single complete lump sum unit of work for the structure, completed according to the contract and accepted.

E Payment

The department will pay for measured quantities at the contract unit price under the following bid item:

ITEM NUMBER	DESCRIPTION	UNIT
517.0900.S.01	Preparation and Coating of Top Flanges B-49-24	LS

Payment is full compensation for preparing and cleaning the designated surfaces; and for furnishing and applying the coating.

stp-517-010 (20140630)

25. Structure Repainting Recycled Abrasive B-49-24, Item 517.1800.S.01.

A Description

This special provision describes surface preparation and painting of the metal surfaces according to the manufacturer's recommendations as modified in this special provision.

A.1 Areas to be Cleaned and Painted

All structural metal surfaces of:

1. Structure B-49-24 42,400 SF.

Areas are approximate and given for informational purposes only.

B Materials

B.1 Coating System

Furnish a complete coating system from the department's approved list for "Structure Repainting Recycle Abrasive Structure". The color for the finish coating material shall match the color number the plans show according to Federal Standard Number 595. Supply the engineer with the product data sheets for approval before any coating is applied. The product data sheets shall indicate the mixing and thinning directions, the recommended spray nozzles and pressures, and the minimum drying time between coats.

The color of the primer must be such that a definite contrast between it and the color of the blasted steel is readily apparent. There shall be a color contrast between all subsequent coats for the paint system selected. Submit color samples of the primer and all coats to the engineer for approval before any application of paint.

C Construction

C.1 Surface Preparation

Before blast cleaning, solvent clean all surfaces to be coated according to SSPC-SP1.

All metal surfaces must be blast cleaned according to SSPC-SP10 and verified before painting.

Upon completion of surface preparation, test representative surfaces, which were previously rusted (i.e. pitted steel) for the presence of residual chloride. Perform Surface Contamination Tests (SCAT) according to the manufacturer's recommendations. The tests must be witnessed by the engineer. If chlorides are detected at levels greater than $7\mu\text{g}/\text{cm}^2$, continue to clean the affected areas until results are below the specified limit. Submit anticipated testing frequencies and chloride remediation methods to the engineer for review and approval.

Apply the prime coat the same day that the metal surfaces receive the No. 10 blast or re-blast before application. Cleaned surfaces shall be of the specified condition immediately before paint application. If rust bloom occurs before applying the primer, stop the painting operation in the area of the rust bloom and re-blast and clean the area to SSPC SP-10 before applying the primer.

The steel grit and any associated equipment brought to the site and used for blast cleaning shall be clean. Remove immediately dirty grit or equipment brought to the site at no expense to the department. Furnish an abrasive that has a gradation such that it will produce a uniform surface profile between 1 to 3 mils on the steel surface, as measured according to ISO 8503-5.

The abrasive blasting and recovery system shall be a completely integrated self-contained system for abrasive blasting and recovery. It shall be an open blast and recovery system that will allow no emissions from the recovery operation. The recovery equipment shall be such that the amount of contaminants in the clean recycled steel grit shall be less than 1 percent by weight as per SSPC AB-2.

Remove by grinding all fins, tears, slivers, and burred or sharp edges that are present on any steel member, or that appear during the blasting operation, and re-blast the area to give a 1 to 3 mils surface profile.

Remove all spent material and paint residue from steel surfaces with a good commercial grade vacuum cleaner equipped with a brush-type cleaning tool, and test cleanliness according to ASTM D4285. The airline used for surface preparation shall have an in-line water trap and the air shall be free of oil and water as it leaves the airline.

Take care to protect freshly coated surfaces from subsequent blast cleaning operations. Thoroughly wire brush damaged primed surfaces with a non-rusting tool, or if visible rust occurs, re-blast to a near white condition. Clean and re-prime the brushed or blast cleaned surfaces according to this specification.

C.2 Coating Application

Apply paint according to the manufacturer's recommendations in a neat workmanlike manner. Paint application shall normally be by airless spray or inaccessible areas by brush, roller or other methods approved by the engineer.

The engineer may allow the use of conventional spray equipment after satisfactory demonstration by the contractor of the proper application technique and handling of that equipment.

Mix the paint or coatings according to the manufacturer's directions to a smooth lump-free consistency. Keep paint thoroughly mixed during the painting application.

After the inspector approves the entire cleaned surface to be coated, apply a prime coat uniformly to the entire surface. Either before or after applying the prime coat, brush or spray a stripe coat of primer on all plate edges, bolt heads, nuts, and washers. Apply succeeding coats as the product data sheet shows.

Remove all dry spray by vacuuming, wiping, or sanding if necessary.

If the application of the coating at the required thickness in one coat produces runs, bubbles, or sags; apply a "mist-coating" in multiple passes of the spray gun; separate the passes by several minutes. Where excessive coating thickness produces "mud-cracking", remove such coating back to soundly bonded coating and re-coat the area to the required thickness.

The resultant paint film shall be smooth and uniform, without skips or areas of excessive paint according to SSPC PA1.

The coating is supplied for normal use without thinning. If in cool weather it is necessary to thin the coating for proper application, thin according to the manufacturer's recommendations.

During surface preparation and coating application the ambient and steel temperature shall be between 39 degrees F and 100 degrees F. The steel temperature shall be at least 5 degrees F above the dew point temperature. (This requires the steel to be dry and free of any condensation or ice regardless of the actual temperature of the steel.) The relative humidity shall not exceed 85%. The manufacturer's ambient condition requirements must be followed if they are more stringent.

Paint thickness shall be within the requirements for a three coat paint system listed in the department's approved list for Structure Repainting Recycle Abrasive Structure and the paint system being used.

Time to recoat shall be according to the manufacturer's recommendations.

The dry film thickness will be determined by use of a magnetic film thickness gage. The gage shall be calibrated for dry film thickness measurement according to SSPC-PA 2. Dry film thickness in each area measured will be based on an average of three gage readings, after calibration of the gage to account for surface profile of the bare steel as a result of surface preparation.

D Measurement

The department will measure Structure Repainting Recycled Abrasive (Structure) as a single complete lump sum unit of work, completed according to the contract and accepted.

E Payment

The department will pay for measured quantities at the contract unit price under the following bid item:

ITEM NUMBER	DESCRIPTION	UNIT
517.1800.S.01	Structure Repainting Recycled Abrasive B-49-24	LS

Payment is full compensation for preparing and cleaning the designated surfaces; furnishing and applying the paint; and for providing the listed equipment.

stp-517-050 (20190618)

26. Labeling and Disposal of Waste Material.

The EPA ID number for Structure B-49-24 is WIR000175026.

The state has an exclusive mandatory use contract with a private waste management contractor to transport and dispose of hazardous waste.

The state's waste management contractor shall furnish and deliver appropriate hazardous waste containers and site-specific labels to each bridge site. The provided containers shall be placed at pre-selected drop-off and pick-up points at each bridge site, and these locations shall be determined at the preconstruction conference. The custody of the containers and labels shall be the responsibility of the painting contractor while they are at the job site.

Contact the waste management contractor a minimum of 10 working days in advance to request container drop-off or pickup. Provide the waste management contractor with the project ID, structure number, EPA ID, and the agreed-upon location for container staging. Contact information for the waste management contractor is located on the WisDOT Internet site at <https://wisconsin.gov/Documents/doing-bus/eng-consultants/cnslt-rsrcs/environment/hazwaste-contacts.pdf>.

Report all reportable spills and discharges according to the contingency plan.

Labels are site-specific. Check the labels to ensure that the project ID, structure number, and EPA ID match the structure generating the waste. Apply a label to each drum when it is opened for the first time. Fill in the date on the label the first day material is accumulated in the drum. The following page is an example of a properly filled-in label.

During paint removal operations, continuously monitor and notify the project inspector of the status of waste generation and quantity stored so that timely disposal can be arranged.

stp-517-055 (20190618)

HAZARDOUS WASTE

WW-5257580999-001-01-0

STORAGE LABEL

RQ, HAZARDOUS WASTE, SOLID, n.o.s.,
(LEAD), 9, NA3077, III, (D008)

Enter the date that waste
materials were first placed into
the container

EPA CODE: E/D008 STATE: S

WIP#: 391498

WIP DESC: BRIDGE SAND WITH LEAD

DATE ACCUMULATED: 07/01/2005

HAZARDOUS WASTE – FEDERAL LAW PROHIBITS IMPROPER DISPOSAL IF FOUND,
CONTACT THE NEAREST POLICE OR PUBLIC SAFETY AUTHORITY OR THE U.S.
ENVIRONMENTAL PROTECTION AGENCY.

WISC DOT BRIDGE # B-29-53/54

I-94 OVER CTH H

PROJECT ID # 5882-03-70

CAMP DOUGLAS, WI 54618

(608) 963-0871

GENERATOR EPA ID

WIR000121103

Project ID Number on
label must match the
Project Number
assigned by the
WIDOT

Bridge Number and
Address on label must
match specific bridge
from which waste was
generated.

EPA ID Number on
label is specific to the
bridge from which the
waste is generated.

27. Negative Pressure Containment and Collection of Waste Materials, B-49-24, Item 517.4500.S.01.

A Description

This special provision describes providing a dust collector to maintain a negative air pressure in the enclosure; furnishing and erecting enclosures as required to contain, collect and store waste material resulting from the preparation of steel surfaces for painting, and repainting, including collection of such waste material, and labeling and storing waste material in approved hazardous waste containers.

B (Vacant)

C Construction

Erect an enclosure to completely enclose (surround) the blasting operations. The ground, slope paving, or roadway cannot be used as the bottom of the enclosure unless covered by approved containment materials. So that there are no visible emissions to the air or ground or water, design, erect, operate, maintain and disassemble the enclosures in such a manner to effectively contain and collect dust and waste materials resulting from surface preparation and paint over spray. Suspend all enclosures over water from the structure or as approved by the engineer.

Construct the enclosure of flexible materials such as tarpaulins or of rigid materials such as plywood, or of a combination of flexible and rigid materials and meet SSPC Guide 6 requirements with Level 1 emissions. Systems manufactured and provided by Eagle Industries, Detroit Tarps, or equal, are preferred. The tarpaulins shall be a non-permeable material, either as part of the tarp system or have a separate non-permeable lining. Maintain all materials free of tears, cuts or holes. The vertical sides of the enclosure shall extend from the bottom of the deck down to the level of the covered work platform or covered barge where used for structures over water, and shall be fastened securely to those levels to prevent the wind from lifting them. Bulkheads are required between beams to enclose the blasting area as approved by the engineer. Where bulkheads are required, construct them of plywood and properly seal them. To prevent spent materials and paint over spray from escaping the enclosed area, overlap and fasten together all seams. Place groundcovers under all equipment before operations or as approved by the engineer.

To allow proper cleaning, inspection of structures or equipment, and painting, provide safe adequate artificial lighting in areas where natural light is inadequate.

Provide a dust collector so that there are no visible emissions outside of the enclosure and so that a negative air pressure inside the enclosure is maintained. The dust collector shall be sized to maintain the minimum air flow based on the cross-sectional area of the enclosure.

A combination of positive air input and negative air pressure may be needed to maintain the minimum airflow within the enclosure.

Filter all air exhausted from the enclosure to create a negative pressure within the enclosure so as to remove all hazardous and other particulate matter.

After all debris has been removed and all painting has been approved in the containment area is complete, remove containment according to SSPC Guide 6.

As a safety factor for structures over water, provide for scum control. Provide a plan for corrective measures to mitigate scum forming and list the procedures, labor and equipment needed to assure compliance. Effectively contain the scum that forms on the water and does not sink in place from moving upstream or downstream by the use of floating boom devices.

If in the use of floating boom devices, the scum tends to collect at the devices, contain, collect, store the scum, and do not allow it to travel upstream or downstream beyond the devices. Remove the scum at least once a day or more often if needed.

Collect and store at the bridge site for disposal all waste material or scum collected by this operation, or any that may have fallen onto the ground tarps. Collect and store all waste material and scum at the end of each workday or more often if needed. Storage shall be in provided hazardous waste containers. Label each container as it is filled, using the labels provided by the Hazardous Waste Disposal contractor. Check the label and ensure that the project ID, bridge number and EPA ID match the structure. Fill in the generation date when the first material is placed in the container. Secure all containers at the end of each workday. Keep the containers covered at all times except to add or remove waste material. Store the containers in an accessible and secured area, not located in a storm water runoff course, flood plain, or exposed to standing water.

In a separate operation, recover the recyclable abrasive for future application, and collect the paint and/or corrosion particles for disposal.

D Measurement

The department will measure Negative Pressure Containment and Collection of Waste Materials (Structure) as a single complete lump sum unit of work for each structure designated in the contract, completed according to the contract and accepted.

E Payment

The department will pay for measured quantities at the contract unit price under the following bid item:

ITEM NUMBER	DESCRIPTION	UNIT
517.4500.S.01	Negative Pressure Containment and Collection of Waste Materials B-49-24	LS

Payment is full compensation for designing, erecting, operating, maintaining, and disassembling the containment devices; providing negative pressure exhaust ventilation; collecting, labeling, and for storing spent materials in provided hazardous waste containers.

stp-517-065 (20140630)

28. Portable Decontamination Facility, Item 517.6001.S.

A Description

This special provision describes furnishing and maintaining weekly, or more often if needed, a single unit portable decontamination facility.

B Materials

Supply and operate all equipment according to OSHA.

Supply adequate heating equipment with the necessary fuel to maintain a minimum temperature of 68° F in the facility.

The portable decontamination facility shall consist of a separate "Dirty Room", "Shower Room" and "Clean Room". The facility shall be constructed so as to permit use by either sex. The facility shall have adequate ventilation.

The "Dirty Room" shall have appropriately marked containers for disposable garments, clothing that requires laundering, worker shoes, and any other related equipment. Each container shall be lined with poly bags for transporting clothing, or for disposal. Benches shall be provided for personnel.

The "Shower Room" shall include self-contained individual showering stalls that are stable and well secured to the facility. Provide showers with a continuous supply of potable hot and cold water. The wastewater must be retained for filtration, treatment, and/or for proper disposal.

The "Clean Room" shall be equipped with secure storage facilities for street clothes and separate storage facilities for protective clothing. The lockers shall be sized to store clothing, valuables and other personal belongings for each worker. Benches shall be provided for personnel.

Supply a separate hand wash facility, either attached to the decontamination facility or outside the containment.

C Construction

Properly contain, store, and dispose of the wastewater.

D Measurement

The department will measure Portable Decontamination Facility by each individual unit, acceptably completed.

E Payment

The department will pay for measured quantities at the contract unit price under the following bid item:

ITEM NUMBER	DESCRIPTION	UNIT
517.6001.S	Portable Decontamination Facility	EACH

Payment is full compensation for furnishing and maintaining a portable decontamination facility.

stp-517-060 (20140630)

29. Pipe Culverts

Replace standard spec 520.3.3(5) with the following:

Provide joint ties at all joints of circular or horizontal elliptical concrete culvert pipes and concrete cattle pass installations, including endwalls. Ties are not required between culverts and concrete masonry endwalls unless shown on plan.

ncr-520-005 (20180319)

30. Storm Sewer

Replace standard spec 608.3.3(5) with the following:

Provide joint ties at all joints on concrete storm sewer system infall and outfall pipes, including endwalls. Ties are not required on installations with concrete masonry endwalls unless the plans show otherwise.

ncr-520-005b (20180319)

31. Reseal Crushed Aggregate Slope Paving, Item 604.9015.S.

A Description

This special provision describes sealing existing crushed aggregate slope paving as the engineer directs and conforming to standard spec 604as modified in this special provision.

B Materials

Furnish materials conforming to standard spec 604.2.

C Construction

Clean all debris from the surface of the slope paving before applying asphalt. Apply sufficient asphalt so that it penetrates to seal the top 2 inches of aggregate; where existing asphalt is closer to the surface of the aggregate, apply less asphalt.

D Measurement

The department will measure Reseal Crushed Aggregate Slope Paving in area by the square yard of slope paving, acceptably resealed.

E Payment

The department will pay for measured quantities at the contract unit price under the following bid item:

ITEM NUMBER	DESCRIPTION	UNIT
604.9015.S	Reseal Crushed Aggregate Slope Paving	SY

Payment is full compensation for cleaning the surface, furnishing and applying the asphalt.

stp-604-015 (20100709)

32. Manholes, Inlets and Catch Basins.

Construct catch basins, inlets and manholes according to standard spec 611 except as hereinafter modified:

Construct manholes, inlets and catch basins using only pre-cast or cast in place concrete masonry options. The brick masonry or concrete brick or block masonry options shall not be used.

Tuck point all inlet and outlet pipes using concrete conforming to standard spec 501. Mortar shall not be used for tuck pointing.

Install mastic used to secure adjoining sections of storm sewer structures and riser/adjustment rings according to plan details. Mastic strips shall be of sufficient width to provide uniform coverage over the entire abutting surfaces of the adjoining structures when fully loaded with overlying plan materials. Ensure abutting surfaces are free of loose material and moisture prior to applying mastic.

Use mortar in lieu of mastic when installing riser/adjustment rings on structures located in slopes exceeding 10 horizontal to 1 vertical.

33. Blue Specific Service Signs.

Add the following to standard spec 638.3.4:

Do not remove or move blue specific service signs or their associated posts. Specific service signs are signs with logos that identify commercial entities providing gas, food, lodging, camping, or attractions. A separate contractor, Interstate Logos - Wisconsin, is responsible for these signs. Contact Interstate Logos - Wisconsin at (844) 496-9163 a minimum of 14 calendar days in advance to coordinate removing, moving, or re-installation of these signs.

The contractor is responsible for damage done to these signs due to contractor operations.

stp-638-010 (20150630)

34. Field Office.

Add the following to standard spec 642:

For field offices without indoor handwashing facilities, provide and maintain a portable handwashing station at every project field office. The station shall include a hands-free sink with foot pump-operated faucet, soap dispenser, paper towel dispenser, fresh water supply, and collection tank for gray water. When daily low temperatures fall below 40 degrees F, provide a hand sanitizing station consisting of lotion and/or wipes inside the field office within 2 feet of the field office entry. Regularly service and maintain the stations and all supplies as needed, and properly dispose of all materials. Costs associated with the handwashing station are incidental to the field office bid item.

stp-642-010 (20210113)

Add the following to standard spec 642.3:

Set up the field office within seven days after notice from the engineer.

Provide a parking area large enough to park a minimum of six cars directly adjacent to the field office. The parking area and approach to the field office shall be well drained and consist of a crushed base aggregate or an existing paved surface and shall be ready for use within seven days after the field office is set up.

ncr-642-005 (20160406)

35. Traffic Control.

Add the following to standard spec 643.3.1:

Lighting devices shall be covered or rendered inoperative when not in use.

Provide the engineer and law enforcement (police, sheriff and State Patrol) the current telephone number(s) that the contractor, or their representative, can be contacted at, at all times, in the event a safety hazard develops. Repair, replace, or restore the damaged or disturbed traffic control devices within two hours from the time notified or made aware of the damaged or disturbed traffic control devices.

Promptly replace all state-owned signs that are removed by the contractor due to interference with construction operations. At no time may stop signs be removed or moved without flag persons present.

Add the following to standard spec 104.6.1.2.2:

Provide a dedicated person or alternate method to guide traffic travelling alongside or near moving operations such as milling, paving, and shouldering.

ncr-643-005 (20190703)

36. Nighttime Work Lighting-Stationary.

A Description

This special provision describes furnishing portable lighting as necessary to complete nighttime work. Nighttime operations consist of work specifically scheduled to occur after sunset and before sunrise.

B (Vacant)

C Construction

C.1 General

This provision shall apply when providing, maintaining, moving, and removing portable light towers and equipment-mounted lighting fixtures for nighttime stationary work operations, for the duration of nighttime work on the contract.

At least 14 days before the nighttime work, furnish a lighting plan to the engineer for review and acceptance. Address the following in the plan:

1. Layout, including location of portable lighting – lateral placement, height, and spacing. Clearly show on the layout the location of all lights necessary for every aspect of work to be done at night.
2. Specifications, brochures, and technical data of all lighting equipment to be used.
3. The details on how the luminaires will be attached.
4. Electrical power source information.
5. Details on the louvers, shields, or methods to be employed to reduce glare.
6. Lighting calculations. Provide illumination with average to minimum uniformity ratio of 5:1 or less throughout the work area.
7. Detail information on any other auxiliary equipment.

C.2 Portable Lighting

Provide portable lighting that is sturdy and free standing and does not require any guy wires, braces, or any other attachments. Furnish portable lighting capable of being moved as necessary to keep up with the construction project. Position the portable lighting and trailers to minimize the risk of being impacted by traffic on the roadway or by construction traffic or equipment. Provide lightning protection for the portable lighting. Portable lighting shall withstand up to 60 mph wind velocity.

If portable generators are used as a power source, furnish adequate power to operate all required lighting equipment without any interruption during the nighttime work. Provide wiring that is weatherproof and installed according to local, state, federal (NECA and OSHA) requirements. Equip all power sources with a ground-fault circuit interrupter to prevent electrical shock.

C.3 Light Level and Uniformity

Position (spacing and mounting height) the luminaires to provide illumination with an average to minimum uniformity ratio of 5:1 or less throughout the work area.

Illuminate the area as necessary to incorporate construction vehicles, equipment, and personnel activities.

C.4 Glare Control

Design, install, and operate all lighting supplied under these specifications to minimize or avoid glare that interferes with all traffic on the roadway or that causes annoyance or discomfort for properties adjoining the roadway. Locate, aim, and adjust the luminaires to provide the adequate level of illumination and the specified uniformity in the work area without the creation of objectionable glare.

Provide louvers, shields, or visors, as needed, to reduce any objectionable levels of glare. As a minimum, ensure the following requirements are met to avoid objectionable glare on the roadways open to traffic in either direction or for adjoining properties:

1. Aim tower-mounted luminaires, either parallel or perpendicular to the roadway, so as to minimize light aimed toward approaching traffic.
2. Aim all luminaires such that the center of beam axis is no greater than 60 degrees above vertical (straight down).

If lighting does not meet above-mentioned criteria, adjust the lighting within 24 hours.

C.5 Continuous Operation

Provide and have available sufficient fuel, spare lamps, generators, and qualified personnel to ensure that the lights will operate continuously during nighttime operation. In the event of any failure of the lighting system, discontinue the operation until the adequate level of illumination is restored. Move and remove lighting as necessary.

D (Vacant)

E Payment

Costs for furnishing a lighting plan, and for providing, maintaining, moving, and removing portable lighting, tower mounted lighting, and equipment-mounted lighting required under this special provision are incidental to the contract.

stp-643-010 (20100709)

37. Notice to Contractor – Traffic Signal Installation STH 66 & Country Club Dr, USH 10 & IH 39 SB Ramps, USH 10 & IH 39 NB Ramps and USH 10 & Maple Bluff Rd (WisDOT Maintains).

Traffic Signal Controller and Cabinet.

The department will furnish and install the traffic signal controller and cabinet for the traffic signals installed at STH 66 & Country Club Dr, USH 10 & IH 39 SB Ramps, USH 10 & IH 39 NB Ramps and USH 10 & Maple Bluff Rd in the City of Stevens Point. Notify the department's North Central Region electrician, Ken Radke at (715) 459-4264 a minimum of ten (10) working days prior to the desired traffic signal controller and cabinet installation date.

Electrical Service Meter Breaker Pedestal STH 66 & Country Club Dr, USH 10 & IH 39 SB Ramps, USH 10 & IH 39 NB Ramps and USH 10 & Maple Bluff Rd.

Furnish and install the electrical service meter breaker pedestal for the traffic signals installed at STH 66 & Country Club Dr, USH 10 & IH 39 SB Ramps, USH 10 & IH 39 NB Ramps and USH 10 & Maple Bluff Rd under the pertinent bid item. This includes the electrical service installation or relocation request for this facility.

Concrete Control Cabinet Bases Type 9 Special.

The contractor will be responsible for the installation of the concrete control cabinet base under the pertinent bid item provided in the contract. Finish grade the service trench, replace topsoil which may become lost or contaminated, seed, fertilize, and mulch all areas which are disturbed by the electric utility company after installing the electric service lateral.

ncr-651-005 (20160425)

38. Marking Replace Line Wet Reflective Epoxy 4-inch, Item 646.1041.S; Marking Replace Line Wet Reflective Epoxy 8-inch, Item 646.3041.S.

A Description

This special provision describes applying wet reflective epoxy marking over existing grooved pavement marking conforming to standard spec 646, as the plans show, and as follows.

B Materials

Furnish wet reflective epoxy pavement marking materials conforming to standard spec 646.2.

C Construction

Remove loose marking. Clean and prepare the surface of the existing marking and the groove to accept the new wet reflective epoxy marking.

Apply wet reflective epoxy marking conforming to standard spec 646.3 and as follows:

If black contrast marking lines are present, ensure the black contrast marking lines are not covered by the white wet reflective epoxy.

Repair or replace new marking that was improperly applied or that fails during the proving period as specified in standard spec 646.3.1.5.

D Measurement

The department will measure the Marking Replace Line Wet Reflective Epoxy bid items by the linear foot of line, acceptably completed.

E Payment

The department will pay for measured quantities at the contract unit price under the following bid items:

ITEM NUMBER	DESCRIPTION	UNIT
646.1041.S	Marking Replace Line Wet Reflective Epoxy 4-Inch	LF
646.3041.S	Marking Replace Line Wet Reflective Epoxy 8-Inch	LF

Payment is full compensation for providing the marking, including remarking as required under standard spec 646.3.1.2(2).

stp-646-015 (20180628)

39. Install Conduit Into Existing Item, Item 652.0700.S.

A Description

This special provision describes installing proposed conduit into an existing manhole, pull box, junction box, communication vault, or other structure.

B Materials

Use two Conduit Special 2-Inch, as provided and paid for under other items in this contract. Furnish backfill material, topsoil, fertilizer, seed, and mulch conforming to the standard spec.

C Construction

Expose the outside of the existing structure without disturbing existing conduits or cabling. Drill the appropriate sized hole for entering conduits at a location within the structure without disturbing the existing cabling and without hindering the installation of new cabling within the installed conduit. Fill void area between the drilled hole and conduit with an engineer-approved filling material to protect against conduit movement and entry of fill material into the structure. Tamp backfill into place.

D Measurement

The department will measure Install Conduit Into Existing System by the unit, acceptably installed. Up to five conduits entering a structure per entry point into the existing structure will be considered a single unit. Conduits in excess of five, or conduits entering at significantly different entry points into the existing pull box, manhole, or junction box will constitute multiple units of payment.

E Payment

The department will pay for measured quantities at the contract unit price under the following bid item:

ITEM NUMBER	DESCRIPTION	UNIT
652.0700.S	Install Conduit Into Existing Item	EACH

Payment is full compensation for excavating, drilling holes; furnishing and installing all materials, including bricks, coarse aggregate, sand, bedding, and backfill; for excavating and backfilling; and for furnishing and placing topsoil, fertilizer, seed, and mulch in disturbed areas; for properly disposing of surplus materials; and for making inspections.

stp-652-070 (20100709)

40. Fertilizer for Lawn Type Turf, Item SPV.0030.01.

A Description

This special provision describes furnishing and incorporating fertilizing material in the soil on areas of seeding or sod.

B Materials

Use fertilizers that are standard, commercial, packaged, or bulk products, in granular or liquid form conforming to Wisconsin Statutes and the Wisconsin Administrative Code Chapter ATCP 40. Ensure that each container of packaged fertilizer is plainly marked with the analysis of the contents showing minimum percentages of total nitrogen, available phosphoric acid, and soluble potash. If furnishing the fertilizer in bulk, include an invoice with each shipment indicating the minimum percentages of total nitrogen, available phosphoric acid, and soluble potash in the contents.

The total of nitrogen, phosphoric acid, and potash shall equal at least 41 percent. At least 80% of the nitrogen shall be water insoluble.

If using fertilizer with a nitrogen, phosphoric acid, and potash total greater than 41 percent, maintain a ratio of 4-1-2 (N-P-K) and apply at a rate that provides the equivalent amount of nitrogen, phosphoric acid, and potash that is provided by a fertilizer with a 41 percent total.

Provide a slow release type fertilizer with a 14-week residual effect after activation into the soil conforming to the following minimum requirements:

Nitrogen,..... not less than 22%
Phosphoric Acid,..... not less than 5%
Potash,.....not less than 10%

C Construction

Uniformly apply the fertilizer to the seeding areas, and incorporate it into the soil by light discing or harrowing. If applying granular fertilizer, ensure it is well pulverized and free from lumps.

If incorporating fertilizer into topsoiled areas, apply it just before, and in conjunction with, final discing or harrowing, or if hand manipulating the topsoil, apply it just before final raking and leveling.

If fertilizing areas to receive sod, spread the fertilizer at the rate specified below uniformly over the soil before placing sod, and then work the fertilizer into the soil while preparing the earth bed as specified in standard spec 631.3.1.

Apply fertilizer containing 41 percent total of nitrogen, phosphoric acid, and potash at 7 pounds per 1000 square feet of area, unless the contract specifies otherwise. For Fertilizer for Lawn Type Turf that contains a different percentage of components, determine the application rate by multiplying the specified rate by a dimensionless factor determined as follows:

Conversion Factor = 41 / New Percentage of Components

D Measurement

The department will measure Fertilizer for Lawn Type Turf by the hundred pounds (CWT), acceptably completed, and it will be measured based on an application rate of 7 pounds per 1000 square feet. The department will not measure fertilizer used for the bid items under standard spec 632. The measured quantity equals the number of hundred-weight (CWT) of material determined by multiplying the actual number of CWT. of material incorporated by the ratio of the actual percentage of fertilizer components used to 41 percent for Fertilizer for Lawn Type Turf.

E Payment

The department will pay for measured quantities at the contract unit price under the following bid item:

ITEM NUMBER	DESCRIPTION	UNIT
SPV.0030.01	Fertilizer for Lawn Type Turf	CWT

Payment is full compensation for providing, hauling, placing, and incorporating the fertilizer into the soil.

ncr-629-005 (20141015)

41. Temporary Detectable Warning Field, Item SPV.0045.01.

A Description

This special provision describes providing, maintaining and removing temporary detectable warning fields.

B Materials

Furnish yellow detectable warning fields conforming to the Americans with Disabilities Act Accessibility Guidelines. Use either an engineered approved surface applied type or cast-iron type from the department's approved products list.

C Construction

Provide and maintain temporary detectable warning fields throughout the project duration.

Remove and dispose of temporary detectable warning fields when no longer required. For temporary detectable warning fields installed on existing surfaces to remain or new surfaces, fill any installation holes after detectable warning field removal with exterior polyurethane caulk the same color as the surrounding surface. Repair any contractor caused damage during installation or removal as the engineer directs.

D Measurement

The department will measure Temporary Detectable Warning Field by the calendar day, acceptably completed, measured only on days when not obstructed by construction operations.

E Payment

The department will pay for measured quantities at the contract unit price under the following bid item:

ITEM NUMBER	DESCRIPTION	UNIT
SPV.0045.01	Temporary Detectable Warning Field	DAY

Payment is full compensation for providing, maintaining, and removing temporary detectable warning fields.

42. Grading and Shaping Curb Ramps, Item SPV.0060.01.

A Description

This special provision describes the excavating, filling, grading, shaping, compacting, and ditching to provide drainage for curb ramps.

B Materials

All materials incorporated in the work shall be according to the pertinent provisions of the standard specifications and special provisions.

C Construction

All work shall be according to the pertinent provisions of the standard specifications.

Dispose of all unsuitable material according to standard spec 205.3.12.

D Measurement

The department will measure Grading and Shaping Curb Ramps as a unit of work at each location, acceptably completed.

E Payment

The department will pay for measured quantities at the contract unit price under the following bid item:

ITEM NUMBER	DESCRIPTION	UNIT
SPV.0060.01	Grading and Shaping Curb Ramps	EACH

Payment is full compensation for all excavation, grading, shaping, and compacting; and any ditching necessary to provide drainage.

ncr-205-005 (20141015)

43. Inlet Connection to Existing Storm Sewer, Item SPV.0060.02.

A Description

This special provision describes connecting proposed inlets directly to existing 72x113-Inch elliptical storm sewer pipe, sealed with concrete.

B Materials

Furnish materials conforming to standard spec 611.

C Construction

Conform to standard spec 611.

Drill, core or saw a hole into existing storm sewer pipe without overcutting. Cut the inlet opening to the size specified in the plan details.

Tuck-point and seal the inside and outside of the connection using concrete mortar. Install a minimum 1-inch mortar depth between all connecting surfaces. Mortar the inside of the inlet box to provide a uniform transition between the inside wall of the inlet box and the pipe opening. Eliminate edges that may be susceptible to collecting water and debris.

D Measurement

The department will measure Inlet Connection to Existing Storm Sewer by each location, acceptably completed.

E Payment

The department will pay for measured quantities at the contract unit price under the following bid item:

ITEM NUMBER	DESCRIPTION	UNIT
SPV.0060.01	Inlet Connection to Existing Storm Sewer	EACH

Payment is full compensation for providing required materials, including masonry and fittings; drilling and sawing; and for disposing of removed materials.

44. Pipe Connection to Existing Storm Sewer, Item SPV.0060.03.

A Description

This special provision describes installing proposed 12-Inch storm sewer pipe into existing 72x113-Inch elliptical storm sewer pipe, sealed with concrete.

B Materials

Furnish materials conforming to standard spec 611.

C Construction

Conform to standard spec 611.

Drill, core or saw hole into existing storm sewer pipe without overcutting. Cut the pipe opening a minimum of one inch, not to exceed 2 inches, beyond the outer perimeter of the connecting pipe.

Tuck-point and seal the inside and outside of the connection using concrete mortar. Install a minimum 1-inch mortar depth between all connecting surfaces.

D Measurement

The department will measure Pipe Connection to Existing Storm Sewer by each, acceptably completed.

E Payment

The department will pay for measured quantities at the contract unit price under the following bid item:

ITEM NUMBER	DESCRIPTION	UNIT
SPV.0060.03	Pipe Connection to Existing Storm Sewer	EACH

Payment is full compensation for provided required materials, including masonry and fitting; drilling and sawing; connection of proposed pipe to the existing pipe; and disposing of removed materials.

45. Precast Concrete Bearing Block, Item SPV.0060.04.

A Description

This special provision describes manufacturing, transporting, and erecting precast concrete bearing blocks according to the plans, the pertinent sections of the standard specifications, and as hereinafter provided.

B Materials

B.1 Concrete

Use concrete in the precast bearing blocks that meets the following requirements: grade D concrete; minimum compressive strength of 5000 psi at 28 days; and minimum release strength of 4000 psi.

B.2 Reinforcing

Position and space the reinforcement used in the bearing block as given on the plan. Use reinforcement that conforms to the requirements of standard spec 503.2.3.

All external or exposed steel shall be epoxy-coated.

B.2 Grout

Use an approved non-shrink, non-chloride grout mixed and placed according to the grout manufacturer's instructions and specifications.

B.5 Plant Certification

Furnish precast concrete blocks that have been manufactured in a plant meeting the requirements of standard spec 503.2.4.

C Construction

C.1 Handling and Storing

Handle the precast bearing blocks, from the time of fabrication until they are in place in the structure, according to standard spec 503 and as hereinafter specified.

Bearing blocks having cracks visibly apparent will be rejected.

D Measurement

The department will measure Precast Concrete Bearing Block as each individual block, acceptably completed.

E Payment

The department will pay for measured quantities at the contract unit price under the following bid item:

ITEM NUMBER	DESCRIPTION	UNIT
SPV.0060.04	Precast Concrete Bearing Block	EACH

Payment is full compensation for manufacturing, transporting and erecting the bearing blocks.

46. Lighting Control Cabinet Special, Item SPV.0060.05.

A Description

This special provision describes furnishing and installing a WisDOT Lighting Control Cabinet 120/240 30-Inch except for the addition of festoon circuits as shown on plans. This special provision includes all power and control components within the cabinet as shown on the Plans and as described hereinafter. The cabinet will be owned and maintained by the City of Stevens Point.

B Materials

Furnish a WisDOT Lighting Control Cabinet 120/240 30-Inch according to standard spec 659 and as shown in the plan details.

Submit shop drawings for all parts and wiring plans to the engineer for approval prior to ordering the equipment. The equipment shall not be ordered prior to the approval of the shop drawings by the engineer.

C Construction

Construct the Lighting Control Cabinet according to standard spec 659.

Connect the control cabinet to the concrete base according to the cabinet manufacturer's recommendations and industry standards.

Place a copy of the control cabinet wiring schematic in a plastic protector and affix to the inside of the door to the cabinet.

D Measurement

The department will measure Lighting Control Cabinet Special, completed according to the contract and accepted, as a unit of work.

E Payment

The department will pay for measured quantities at the contract unit price under the following bid item:

ITEM NUMBER	DESCRIPTION	UNIT
SPV.0060.05	Lighting Control Cabinet Special	EACH

Payment is full compensation for furnishing and installing the lighting cabinet including circuit wiring connections, hardware, and fittings the plans show; and for making the lighting system fully operational.

47. Remove, Salvage and Store Street Lighting Poles, Item SPV.0060.06; Remove, Salvage and Store Street Lighting Arms, Item SPV.0060.07; Remove, Salvage and Store Street Lighting Luminaires, Item SPV.0060.08.

A Description

This special provision describes removing, salvaging, and storing lighting poles, arms, and luminaires (Lighting Units) from the locations shown on the plans.

B (Vacant)

C Construction

Disconnect and salvage the complete lighting unit from the locations shown in the plans and/or as designated by the engineer. All existing poles, arms, and luminaires to be removed must be inspected by the city of Stevens Point prior to removing from the existing bases. Contact the Lance Musack at the city of Stevens Point at (715) 346-1560, at least five business days prior to required inspection.

Carefully dismantle each unit as appropriate and stockpile at a location approved by the engineer. Place all equipment on blocks so as not to be in direct contact with the ground. Salvaged items shall be stored and protected from damage until ready for reinstallation or picked up by the city of Stevens Point if not used on the project.

Any damage to the salvaged materials resulting from the removal and salvaging operations shall be repaired or replaced in-kind at the contractor's expense. Contact the city of Stevens Point at least two business days prior to materials being available for pick up.

This item includes all coordination and incidentals necessary to remove street signs and all accessories affixed to the lighting units.

D Measurement

The department will measure Remove, Salvage, and Store Street Lighting Poles, Street Lighting Arms, and Street Lighting Luminaires as each individual lighting unit acceptably salvaged.

E Payment

The department will pay for the measured quantities at the contract unit price under the following bid items:

ITEM NUMBER	DESCRIPTION	UNIT
SPV.0060.06	Remove, Salvage and Store Street Lighting Poles	EACH
SPV.0060.07	Remove, Salvage and Store Street Lighting Arms	EACH
SPV.0060.08	Remove, Salvage and Store Street Lighting Luminaires	EACH

Payment is full compensation for removing, dismantling, salvaging and storing of all existing lighting unit components.

**48. Install 30-FT Lighting Unit Twin 6-FT Arms with Transformer Base, Item SPV.0060.09;
Install 34-FT Lighting Unit Single 10-FT Arm with Transformer Base, Item SPV.0060.10.**

A Description

This special provision describes the assembly and installation of salvaged lighting units with transformer bases as shown in the plans, according to the applicable provisions of standard spec 655 and 659.

B Materials

Utilize salvaged materials on site and as shown in the plans. Provide miscellaneous items such as, but not limited to, wire nuts, splice kits, connectors, tape, insulating varnish, fuses, fuse holders and ground lug fasteners necessary to make the proposed system complete from source of supply to the most remote unit.

C Construction

Assemble and install the light poles and lighting materials at a specified location according to the pertinent provisions of the standard specifications and the plan details for each item.

Request a lighting inspection of the completed installations to the engineer at least five business days prior to the date of the requested inspection. The City of Stevens Point electricians will perform the inspections. The inspections will not be done on Fridays.

D Measurement

The department will measure Install 30-FT Lighting Unit Twin 6-FT Arms with Transformer Base and Install 34-FT Lighting Unit Single 10-FT Arm with Transformer Base by each individual unit, acceptably completed.

E Payment

The department will pay for measured quantities at the contract unit price under the following bid item:

ITEM NUMBER	DESCRIPTION	UNIT
SPV.0060.09	Install 30-FT Lighting Unit Twin 6-FT Arms with Transformer Base	EACH
SPV.0060.10	Install 34-FT Lighting Unit Single 10-FT Arm with Transformer Base	EACH

Payment is full compensation for assembly and installation of the poles, arms, and transformer bases; for furnishing and installing miscellaneous items such as, but not limited to, wire nuts, splice kits, connectors, tape, insulating varnish, fuses, fuse holders, stainless steel banding clips, and ground lug fasteners necessary to make the proposed system complete from source of supply to the most remote unit; inspection of the installations; cleaning and disposal of all waste.

Concrete bases, pull boxes, electrical wire, nonmetallic conduit, and electrical service items will be measured separately and paid for under the pertinent items provided in the contract.

49. Install Salvaged Luminaires, Item SPV.0060.11.

A Description

This special provision describes the installation of salvaged luminaires as shown in the plans, according to the applicable provisions of standard spec 659.

B Materials

Utilize salvaged luminaires on site and as shown in the plans.

C Construction

Install salvaged luminaires on luminaire arms as shown on the plans, according to the applicable provisions of standard spec 659.

D Measurement

The department will measure Install Salvaged Luminaires by each individual unit acceptably completed.

E Payment

The department will pay for measured quantities at the contract unit price under the following bid item:

ITEM NUMBER	DESCRIPTION	UNIT
SPV.0060.11	Install Salvaged Luminaire	EACH

Payment is full compensation for installation: for furnishing and installing miscellaneous items such as, but not limited to, fittings, brackets, hardware and attachments, and for luminaire fusing.

50. Lighting Control Cabinet Modifications, Cabinet LC-J, Item SPV.0060.12; Lighting Control Cabinet Modifications, Cabinet LC-L, Item SPV.0060.13.

A Description

This special provision describes furnishing and installing components within the existing Lighting Control Cabinets (LC-J, and LC-L) used to power the lighting and festoon receptacles along STH 66 and USH 10; for making final connections/termination of the new wire circuits in each cabinet; and any necessary inspections/testing to prepare for modifications and to make operational and acceptably completed.

B Materials

Furnish 1~30A Square D double pole circuit breaker and 1~60A Square D single pole circuit breaker for Cabinet LC-J.

C Construction

In Cabinet LC-J: Remove 2~30A single pole circuit breakers and replace with 1~30A double pole circuit breaker for lighting circuits 1/3 (A/B). Remove 1~30A single pole circuit breaker and replace with 1~60A single pole circuit breaker for festoon circuit 4 (C/D).

For both cabinets: Inspect lighting control cabinets; modify circuit breaker assignments as appropriate for proposed plan; complete circuit terminations for lighting and festoons; and test completed system and make operational before turning over to the city of Stevens Point.

D Measurement

The department will measure Lighting Control Cabinet Modifications as each individual unit, acceptably completed.

E Payment

The department will pay for the measured quantities at the contract unit price under the following bid items:

ITEM NUMBER	DESCRIPTION	UNIT
SPV.0060.12	Lighting Control Cabinet Modifications, Cabinet LC-J	EACH
SPV.0060.13	Lighting Control Cabinet Modifications, Cabinet LC-L	EACH

Payment is full compensation for materials such as circuit breakers; for the removal / installation of circuit breakers; for termination / connection of new wire circuits; and for all inspections / testing necessary to complete the system and make operational.

51. Street Sweeping, Item SPV.0075.01.

A Description

This special provision describes removing dirt and dust particles from the roadway and adjacent streets by periodically using a street sweeper during the project as directed by the engineer

B (Vacant)

C Construction

Provide a self-contained particulate collector to prevent discharge from the collection bin into the atmosphere. Dry brooming of the pavement will not be allowed. When engaged in roadway cleaning operations, use equipment having vacuum or water spray mechanisms to eliminate the dispersion of particulate matter into the atmosphere.

D Measurement

The department will measure Street Sweeping by the hour that the street sweeper is being operated on the project picking up and removing debris from the roadway, acceptably completed.

E Payment

The department will pay for measured quantities at the contract unit price under the following bid item:

ITEM NUMBER	DESCRIPTION	UNIT
SPV.0075.01	Street Sweeping	HRS

Payment is full compensation for furnishing the street sweeper; sweeping the roadway; and disposal of the dirt and debris collected.

52. Remove and Reinstall Existing Conductors, Item SPV.0090.01.

A Description

This special provision describes removing and reinstalling existing conductors for an existing 50-foot camera system.

B (Vacant)

C Construction

Perform a pre-construction site assessment with the engineer for all areas where this item is used. The site assessment shall include written documentation of existing service points, circuiting patterns, number of conductors and the conductor size/type.

This item includes the removal and abandonment of any existing conduit between pull boxes that are to be removed, as indicated in the plans.

Reinstall electrical conductors according to the pertinent requirements of standard spec 655.3.

D Measurement

The department will measure Remove and Reinstall Existing Conductors by the LF along the centerline of conduit, acceptably completed.

E Payment

The department will pay for measured quantities at the contract unit price under the following bid item:

ITEM NUMBER	DESCRIPTION	UNIT
SPV.0090.01	Remove and Reinstall Existing Conductors	LF

Payment is full compensation for furnishing all labor, tools, equipment and incidentals necessary to complete the work.

53. Concrete Curb and Gutter 30-Inch Type A Modified, Item SPV.0090.02.

A Description

This special provision describes constructing concrete curb, concrete curb and gutter, and concrete gutter according to the details shown in the plans, the requirements of standard spec 601.

B Materials

Provide materials that conform to the requirements of standard spec 601.2.

C Construction

Construct according to the requirements of standard spec 601.3.

D Measurement

The department will measure Concrete Curb and Gutter 30-Inch Type A Modified in length by the linear foot, acceptably completed.

E Payment

The department will pay for measured quantities at the contract unit price under the following bid item(s):

ITEM NUMBER	DESCRIPTION	UNIT
SPV.0090.02	Concrete Curb and Gutter 30-Inch Type A Modified	LF

Payment will be made according to standard spec 601.5.

ncr-601-015 (20141015)

54. Salvage Traffic Signals USH 10 & IH 39 SB Ramp Intersection, Item SPV.0105.01; Salvage Traffic Signals USH 10 & Maple Bluff Rd Intersection, SPV.0105.02; Salvage Traffic Signals STH 66 & Country Club Dr Intersection, SPV.0105.03.

A Description

This special provision describes removing and salvaging traffic signals according to the pertinent provisions of standard spec 204 and as hereinafter provided.

B (Vacant)

C Construction

Inventory the quantity and condition of the traffic signals, lighting equipment, and pull box frames and covers prior to removal. Provide the engineer and the department's North Central Region electrician with a copy of the inventory.

Notify the department's electrician at least three working days prior to the desired starting date for the removal of the traffic signals. The department's electrical unit will arrange for de-energizing the signals with the local electrical utility. The department's electrical unit will verify that the traffic signals have been de-energized and will then notify the engineer.

Remove and salvage the traffic signals and pull box frames and covers, following notification by the engineer to do so, in such a manner that they are not damaged.

If the traffic signal cabinet requires removal, contact the department's electrician at least three working days prior to the desired starting date for the cabinet removal. The department's electrical unit will be responsible for all work to remove the traffic signal cabinet and its internal modules.

Remove the traffic signal standards and poles from their concrete bases. Remove the attached transformer bases, trombone arms, and luminaire arms from the standards or poles. Access hand hole doors and hardware shall remain intact. Remove the pull box frames and covers from the corrugated pipe.

Notify the department's electrician at least three working days prior, to make arrangements for delivering the salvaged traffic signals to the region's electrical shop.

Load, transport, and unload the salvaged materials from the construction site to the designated location. Dispose of the underground cable, wires, and conduits properly.

Department's electrical contact information:

Department's electrician: Ken Radke, (715) 459-4264

Region's electrical shop: North Central Region Wisconsin Rapids Shop 2841 Industrial Street, Wisconsin Rapids

D Measurement

The department will measure Salvage Traffic Signals USH 10 & IH 39 SB Ramp Intersection, Salvage Traffic Signals USH 10 & Maple Bluff Rd Intersection and Salvage Traffic Signals STH 66 & Country Club Dr Intersection as a single lump sum unit of work at each intersection, acceptably completed.

E Payment

The department will pay for measured quantities at the contract unit price under the following bid item:

ITEM NUMBER	DESCRIPTION	UNIT
SPV.0105.01	Salvage Traffic Signals USH 10 & IH 39 SB Ramp Intersection	LS
SPV.0105.02	Salvage Traffic Signals USH 10 & Maple Bluff Rd Intersection	LS
SPV.0105.03	Salvage Traffic Signals STH 66 & Country Club Dr Intersection	LS

Payment is full compensation for inventorying; disconnecting the wiring of the traffic signals; removing and disassembling the traffic signals; removing the pull box frames and covers; loading, transporting, and unloading the salvaged traffic signal materials from the construction site to the designated location.

The removal of concrete bases will be paid for separately under the pertinent items provided in the contract.

ncr-204-010 (20160111)

55. Temporary Vehicle Detection USH 10 & Maple Bluff Road, Item SPV.0105.04; Temporary Vehicle Detection STH 66 & Country Club Drive, Item SPV.0105.05.

A Description

This special provision describes furnishing, installing, and maintaining vehicle detection systems at the temporary signalized intersection, in conjunction with temporary traffic signals. This work also includes maintaining existing detectors and using newly constructed detectors in conjunction with the temporary traffic signals.

B Materials

With prior approval of the engineer and department, select the vehicle detection technology best suited for the site conditions and the anticipated construction work zones and activities. The engineer reserves the right to request a demonstration of any or all temporary vehicle detection technologies prior to approval. Vehicle detection technologies considered shall include, but are not limited to, temporary inductive loops, microwave detection, or video detection. Damage to new pavement for temporary detection loops will not be allowed.

The temporary vehicle detection system shall be considered part of the temporary traffic signals and is subject to the same maintenance and repair requirements as described in the Temporary Traffic Signal for Intersections (Location) bid item.

Provide all necessary equipment for the approved method of temporary vehicle detection.

C Construction

Make all connections necessary to use existing loop detectors when required.

Make all temporary connections necessary to use newly constructed loop detectors when required. Do not use new signal conduit when using newly constructed loop detectors.

Use temporary vehicle detection in place of any existing loop detectors or newly constructed loop detectors that are inoperable or if desired.

D Measurement

The department will measure Temporary Vehicle Detection USH 10 & Maple Bluff Road Intersection and Temporary Vehicle Detection STH 66 & Country Club Drive Intersection, as a single complete unit of work per intersection, complete in place and accepted.

E Payment

The department will pay for measured quantities at the contract unit price under the following bid items:

ITEM NUMBER	DESCRIPTION	UNIT
SPV.0105.04	Temporary Vehicle Detection USH 10 & Maple Bluff Road	LS
SPV.0105.05	Temporary Vehicle Detection STH 66 & Country Club Drive	LS

Payment is full compensation for demonstrating and selecting the vehicle detector technology; furnishing and installing the equipment including all required materials and supplies; cleaning up and properly disposing of waste; and using existing or newly constructed loop detectors.

ncr-661-005 (20160511)

56. Transport City Furnished Lighting Materials, Item SPV.0105.06.

A Description

This special provision describes transporting 34-FT streetlight poles with transformer bases from the City of Stevens Point yard to the job site.

B Materials

The City of Stevens Point will furnish two additional 34-FT Light Poles with Transformer Bases for contractor assembly and installation.

Provide miscellaneous items such as, but not limited to, bolts, nuts, washers, and other connectors necessary to make the proposed system complete.

C Construction

Contact Lance Musack at the city of Stevens Point Lance at (715) 346-1560, five business days prior to make arrangements for picking up city furnished materials. The pickup shall not be done on Fridays.

Load and transport the city furnished lighting materials from the City of Stevens Point yard to the project site.

D Measurement

The department will measure Transport City Furnished Lighting Materials as a single lump sum unit, acceptably completed.

E Payment

The department will pay for the measured quantities at the contract unit price under the following bid items:

ITEM NUMBER	DESCRIPTION	UNIT
SPV.0105.06	Transport City Furnished Lighting Materials	LS

Payment is full compensation for loading and transporting City Furnished Lighting Materials from the city of Stevens Point yard to the project site.

Concrete bases including anchor bolts, pull boxes, electrical wire, conduit, and installation will be measured separately and paid for under the pertinent items provided in the contract.

57. Preparing Topsoil for Lawn Type Turf, Item SPV.0180.01.

A Description

This special provision describes preparing the bed of topsoil or salvaged topsoil, for seeding or placing sod.

B (Vacant)

C Construction

Prepare and finish the subgrade so that rocks, concrete debris, or wood larger than 3 inches in diameter are not present within 1 foot of the finished surface of the topsoil.

Screen topsoil to provide a uniformly textured soil, in which 100 percent of the topsoil passes a 1-inch sieve and at least 90 percent passes a No. 10 sieve.

Remove rocks, twigs, clods, and other foreign material that will not break down, and dress the entire surface to present a uniform appearance.

Shape the topsoil so that the horizontal or sloped surface between any two points 10 feet apart does not vary by more than 1 inch. Roll with a turf type roller to a uniform minimum compacted depth of 4 inches.

Shape and compact the topsoil adjacent to pavements, sidewalks, and curbs to 1 inch below the top of the abutting surface. Before seeding, correct locations that vary by more than ¼-inch.

D Measurement

The department will measure Preparing Topsoil for Lawn Type Turf, acceptably completed in area by the square yard.

E Payment

The department will pay for measured quantities at the contract unit price under the following bid item:

ITEM NUMBER	DESCRIPTION	UNIT
SPV.0180.01	Preparing Topsoil for Lawn Type Turf	SY

Payment is full compensation for preparing the subgrade and topsoil bed for sod or seed as described above.

ncr-625-005 (20150430)

**ADDITIONAL SPECIAL PROVISION 1 (ASP 1)
FOR TRANSPORTATION ALLIANCE FOR NEW SOLUTIONS (TrANS)
PROGRAM EMPLOYMENT PLACEMENTS AND APPRENTICESHIPS**

The Safe, Accountable, Flexible, Efficient Transportation Equity Act: A Legacy for Users (SAFETEA-LU), Section 5204(e) – Surface Transportation Workforce Development Training and Education, provides for 100 percent Federal funding if the core program funds are used for training, education, or workforce development purposes, including “pipeline” activities. The core programs includes: Congestion Mitigation and Air Quality Improvement (CMAQ) Program, Highway Bridge Program (HBP), Interstate Maintenance (IM), National Highway System (NHS), and Surface Transportation Program (STP). These workforce development activities cover surface transportation workers, including OJT/SS programs for women and minorities as authorized in 23 U.S.C. §140(b).

TrANS is an employment program originally established in 1995 in Southeastern Wisconsin. Currently TrANS has expanded to include TrANS program locations to serve contractors in Southeast (Milwaukee and surrounding counties), Southcentral (Dane County and surrounding counties including Rock County), and most Northeastern Wisconsin counties from locations in Keshena, Rhinelander and surrounding far Northern areas. TrANS attempts to meet contractor’s needs in other geographic locations as possible. It is an industry driven plan of services to address the outreach, preparation, placement and retention of women, minorities and non-minorities as laborers and apprentices in the highway skilled trades. These candidate preparation and contractor coordination services are provided by community based organizations. For a list of the TrANS Coordinators contact the Disadvantaged Business Enterprise Office at (414) 438-4583 in Milwaukee or (608) 266-6961 in Madison. These services are provided to you at no cost.

I. BASIC CONCEPTS

Training reimbursements to employing contractors for new placements, rehires or promotions to apprentice of TrANS Program graduates will be made as follows:

- 1) **On-the-Job Training, Item ASP.1T0G, ASP 1 Graduate.** At the rate of \$5.00 per hour on federal aid projects when TrANS graduates are initially hired, or seasonally rehired, as unskilled laborers or the equivalent.

Eligibility and Duration: To the employing contractor, for up to 2000 hours from the point of initial hire as a TrANS program placement.

Contract Goal: To maintain the intent of the Equal Employment Opportunity program, it is a goal that 8 (*number*) TrANS Graduate(s) be utilized on this contract.

- 2) **On-the-Job Training, Item ASP.1T0A, ASP 1 Apprentice.** At the rate of \$5.00 per hour on federal aid projects at the point when an employee who came out of the TrANS Program is subsequently entered into an apprenticeship contract in an underutilized skilled trade (this will include the Skilled Laborer Apprenticeship when that standard is implemented).

Eligibility and Duration: To the employing contractor, for the length of time the TrANS graduate is in apprentice status.

Contract Goal: To maintain the intent of the Equal Employment Opportunity program, it is a goal that 4 (number) TrANS Apprentice(s) be utilized on this contract.

- 3) The maximum duration of reimbursement is two years as a TrANS graduate plus time in apprentice status.
- 4) If a TrANS program is not available in the contractor's area and another training program is utilized, payment of On-the-Job Training hours may be approved by the Wisconsin Department of Transportation (WisDOT) if the training program meets the established acceptance criteria. Only On-the-Job Training Hours accumulated after WisDOT approval will be reimbursed as specified under Items ASP.1T0G and ASP.1T0A. For more information, contact the Disadvantaged Business Enterprise Office at the phone numbers listed above.
- 5) WisDOT reserves the right to deny payments under items ASP.1T0G and ASP.1T0A if the contractor either fails to provide training or there is evidence of a lack of good faith in meeting the requirements of this training special provision.

II. RATIONALE AND SPECIAL NOTE

The \$5.00 per hour now being paid for TrANS placements is intended to cover the duration of two years to allow for reaching entry-level laborer status. An additional incentive, the \$5.00 rate, would promote movement into the underutilized skilled trades' apprenticeships and applies until the individual completes their apprenticeship. These incentives benefit TrANS candidates by giving them a better opportunity to enter a skilled trade; benefits contractors who will be assisted in meeting their EEO profiles and goals; and benefits the public who will see the program reinforce larger public-private employment reform in Wisconsin. The pool of TrANS graduates was created for the purpose of addressing underutilization in the skilled trades, an objective that is further reinforced by a parallel retention pilot program, known as the Companywide Reporting. *Whether or not reimbursement is involved, the WisDOT reassures contractors who are in the Companywide Program that TrANS placements still contribute toward fulfilling the new hire goal of 50% women and minorities.* Based on data administered by United States Department of Labor (US DOL), the highway skilled trades remain underutilized for women statewide (less than 6.9%); and for minorities in all counties (% varies by county).

NOTE: *Unless using other advancement strategies, contractors are encouraged to use some or all of this monetary incentive to offset the cut in hourly wages an individual may incur when entering an apprenticeship if the full general laborer hourly rate has been previously paid. No special accounting measures are required.*

III. IMPLEMENTATION

The implementation of ASP 1 is intended to cover only the amount of time it takes for underutilization to be resolved across the trades. This will be measured annually at the county and/or state levels using data administered by WisDWD in relation to goals set by the USDOL-

OFCCP. With appropriate state and federal approvals, we may also do some measurement at the company level.

It is the contractor's responsibility to note on their Certified Payrolls if their employee is a TrANS graduate or a TrANS apprentice. The District EEO Coordinators utilize the information on the Certified Payrolls to track the hours accumulated by TrANS Graduates and TrANS apprentices on WisDOT contracts. Payment under this ASP 1 is made based on the hours recorded off of the Certified Payrolls. Tracking may eventually include improved linkages with the WisDWD apprentice database, information from company and committee level sources.

TrANS is nondiscriminatory by regulation, and is a tool for optional use by contractors to address the underutilization of women and minorities as laborers and apprentices in our industry's skilled trades.

IV. TRANS TRAINING

As part of the contractor's equal employment opportunity affirmative action program, training shall be provided to employees enrolled in apprenticeship and on-the-job training programs as follows:

The contractor shall provide on-the-job training aimed at developing full journey workers in the type of trade or job classifications involved. In the event the contractor subcontracts a portion of the contract work, the contractor shall determine how many, if any, of the trainees are to be trained by the subcontractor provided, however, that the contractor shall retain the primary responsibility for meeting the training requirements imposed by this special provision. The contractor shall also insure that this training special provision is made applicable to such subcontract.

Training and upgrading of minorities and women toward journey workers status is a primary objective of this training special provision. Accordingly, the contractor shall make every effort to enroll minority trainees and women (e.g., by conducting systematic and direct recruitment through public and private sources likely to yield minority trainees and women trainees); to the extent such persons are available within a reasonable area of recruitment. The contractor will be given an opportunity and will be responsible for demonstrating the steps that they have taken in pursuance thereof, prior to determination as to whether the contractor is in compliance with this training special provision. This training commitment is not intended, and shall not be used, to discriminate against any applicant for training, whether a member of a minority group or not.

No employee shall be employed as a trainee in any classification in which they have successfully completed a training course leading to journey workers status or in which they have been employed as a journey worker. The contractor should satisfy this requirement by including appropriate questions in the employee application or by other suitable means. Regardless of the method used, the contractor's records should document the findings in each case.

V. APPRENTICESHIP TRAINING

The Federal Highway Administration's (FHWA) policy is to require full use of all available training and skill improvement opportunities to assure increased participation of minority groups, disadvantaged persons and women in all phases of the highway construction industry. The FHWA On-the-Job Training (OJT) Program requires the State transportation agencies (STAs) to establish apprenticeships and training programs targeted to move women, minorities, and disadvantaged individuals into journey-level positions to ensure that a competent workforce is available to meet highway construction hiring needs, and to address the historical underrepresentation of members of these groups in highway construction skilled crafts.

The OJT Supportive Services (OJT/SS) Program was established in Title 23 Code of Federal Regulations (CFR), Part 230) to supplement the OJT program and support STA training programs by providing services to highway construction contractors and assistance to highway construction apprentices and trainees. The primary objectives of OJT/SS are:

- (1) To increase the overall effectiveness of the State highway agencies' approved training programs.
- (2) To seek other ways to increase the training opportunities for women, minorities, and disadvantaged individuals.

The STAs are responsible for establishing procedures, subject to the availability of Surface Transportation and Bridge Funds under 23 U.S.C. §140(b) (Nondiscrimination), for the provision of supportive services with respect to training programs approved under 23 CFR, Part 230(a) (Equal Employment Opportunity on Federal and Federal-aid Construction Contracts – including Supportive Services).

The contractor and subcontractor shall maintain records to demonstrate compliance with these apprenticeship requirements. Reasonable exemptions and modifications to and from any or all of these requirements will be determined by the Wisconsin Department of Transportation-Civil Rights Office. A request for an exemption or modification, with justification, shall be made in writing, addressed to WisDOT Civil Rights Office, 4802 Sheboygan Avenue, P.O. Box 7965, Rm. 451, Madison, WI 53707.

ADDITIONAL SPECIAL PROVISION 3

DISADVANTAGED BUSINESS ENTERPRISE (DBE) PROGRAM IMPLEMENTATION

Authority

Wisconsin Department of Transportation (WisDOT) is a recipient of funds from the US Department of Transportation's Federal Highway Administration. The DBE program is a federal program applicable on all contracts administered by WisDOT that include federal-aid highway funds. The authority for the DBE program is the Transportation Bill as approved by Congress periodically. DBE program guidance and requirements are outlined in the Code of Federal Regulations at 49 CFR Part 26. This contract is subject to DBE provisions because it is financed with federal-aid-highway funds. Additionally, this contract is subject to the *State of Wisconsin Standard Specifications for Highway and Structure Construction* and all applicable contract documents.

Requirements

Pursuant to the federal DBE program regulation at 49 CFR Part 26, a contractor's failure to comply with any provision of the DBE program regulatory provisions will be considered a material breach of contract. This is nonnegotiable.

If a contractor fails to carry out the DBE program requirements and/or the Required Contract Provisions for Federal Aid Contracts (FHWA 1273) referenced in this document, sanctions will be assessed depending upon the facts, reasoning, severity, and remedial efforts of the contractor that may include: termination of contract, withholding payment, assessment of monetary sanctions, and/or suspension/debarment proceedings that could result in the disqualification of the contractor from bidding for a designated period of time.

- (1) At time of bid, ALL prime contractors must submit DBE Commitments on projects with DBE goals. The submittal of the DBE Commitments includes the DT1506 (Commitment to Subcontract to DBE), which can be attached as a PDF or entered digitally into the bid submittal and Attachments A OR quotes from all DBEs included on the Commitment. The prime contractor must submit a signed Attachment A via eSubmit (preferred) or the DBE Alert email box within 24-hours of the bid closing for all quotes submitted at the time of bid. If the assigned DBE contract goal is not met, Form DT1202 (Documentation of Good Faith Effort) and all supplemental DT1202 documentation is due within 24-hours of bid closing. Any change to DBE Commitments thereafter must follow modification of DBE subcontracting commitment (Section 9).
- (2) The Department requires this list of DBE subcontractors from all bidders at time of bid to ensure the lowest possible cost to taxpayers and fairness to other bidders and subcontractors. Bid shopping is prohibited.
- (3) The contractor must utilize the specific DBE firms listed in the approved DBE Commitment to perform the work and/or supply the materials for which the DBE firm is listed unless the contractor obtains written consent in advance from WisDOT. The contractor will not be entitled to payment for any work or materials on the approved DBE Commitment that is not performed or supplied by the listed DBE without WisDOT's written consent.

Description

The Wisconsin Department of Transportation is committed to the compliant administration of the DBE Program. The DBE provisions work in tandem with FHWA 1273 and WisDOT's *Standard Specifications for Highway and Structure Construction* and *Construction and Materials Manual*. The WisDOT Secretary is signatory to assurances of department-wide compliance.

The Department assigns the contract DBE goal as a percentage of work items that could be performed by certified DBE firms on the contract. The assigned DBE goal is expressed on the bid proposal as a percentage applicable to the total contract bid amount.

- (1) WisDOT identifies the assigned DBE goal in its contract advertisements and posts the contract DBE goal on the cover of the bidding proposal. The contractor can meet the assigned contract DBE goal by subcontracting work to a DBE firm or by procuring services or materials from a DBE firm.
- (2) Under the contract, the prime contractor should inform, advise, and develop participating DBE firms to be more knowledgeable contractors who are prepared to successfully complete their contractual agreement through the proactive provision of assistance in the following areas:
 - § Produce accurate and complete quotes
 - § Understand highway plans applicable to their work
 - § Understand specifications and contract requirements applicable to their work
 - § Understand contracting reporting requirements
- (3) The Department encourages contractors to assist DBE subcontractors more formally by participating in WisDOT's Business Development program as a mentor, coach, or resource. For comprehensive information on the Disadvantaged Business Enterprise Program, visit the Department's Civil Rights and Compliance Section website at: <http://wisconsindot.gov/Pages/doing-bus/civil-rights/dbe/default.aspx>

1. Definitions

Interpret these terms, used throughout this additional special provision, as follows:

- a. **Assigned DBE Contract Goal:** The percentage shown on the cover of the Highway Work Proposal that represents the feasible level of DBE participation for each contract. The goal is calculated using the Engineer's Estimate and DBE Interest Report. Goal assignment includes review of FHWA funds, analyzes bid items for subcontract opportunity and compatibility with DBE certified firm work codes. Additional factors considered include proximity, proportion, and regulations.
- b. **Bid Shopping:** In construction law, bid shopping is the practice of divulging a subcontractor's bid to another prospective contractor(s) before or after the award of a contract to secure a lower bid.
- c. **DBE:** Disadvantaged Business Enterprise – A for-profit small business concern where socially and economically disadvantaged individuals own at least a 51% interest and control management and daily business operations.
- d. **DBE Commitment:** The DBE Commitment is identified in the Commitment to Subcontract to DBE (Form DT1506) and is expressed as the amount of DBE participation the prime contractor has secured. The DT1506, a contract document completed by the bidder, is required to be considered a responsive bidder on an FHWA-funded contract that has an assigned DBE goal. The prime contractor will have the option to submit the DT1506 digitally, as an entry with the bid in Bid Express, or as an attachment to the bid.
- e. **DBE Utilization:** The actual participation of a DBE subcontractor on a project. WisDOT verifies DBE utilization through review of the DBE Commitment, payments to subcontractors, and contract documentation. The Prime Contractor receives DBE credit for payments made to the DBE firms performing the work listed on the approved DBE Commitment, and those submitted after approved commitment with Attachment A.
- f. **Good Faith Effort:** Legal term describing a diligent and honest effort taken by a reasonable person under the same set of facts or circumstances. For DBE subcontracting, the bidder must show that it took all necessary and reasonable steps to achieve the assigned DBE goal by the scope, intensity, and

appropriateness of effort that could reasonably be expected for a contractor to obtain sufficient DBE participation.

- g. **Manufacturer:** A firm that operates or maintains a factory or establishment that produces, on the premises, the materials, supplies, articles, or equipment required under the contract.
- h. **Reasonable Price:** Contractors are expected to assess reasonable price by analyzing the contract scope for DBE subcontract feasibility and comparing common line items in DBE and non-DBE subcontract quotes for the same work. Per federal regulation, reasonable price is not necessarily the lowest price.
- i. **Supplier:** A firm that owns, operates, or maintains a store, warehouse, or other establishment in which the materials, supplies, articles, or equipment required under the contract are bought, kept in stock, and regularly sold or leased to the public.
- j. **Tied quote:** Subcontractor quote that groups multiple bid/line items at a bundled/package price with a notation that the items within the quote will not be separated.

2. WisDOT DBE Program Compliance

a. Documentation Submittal

The Commitment to Subcontract to DBE (Form DT1506 or digital submittal), Attachments A OR quotes from all DBEs included in the Commitment will be submitted at bid by ALL prime contractors. If the assigned DBE contract goal is not met, Documentation of Good Faith Effort (Form DT1202) must be submitted within 24-hours of bid closing. Supplemental DT1202 documentation and signed Attachments A from DBEs included in the DBE Commitment are also due within 24-hours of bid closing. Form DT1202, supporting GFE documentation, and signed Attachments A, not submitted at the time of bid, must be submitted through eSubmit (preferred) or to the DBE Alert email box.

****Bidders have the option of submitting the DBE Commitment at the time of bid via direct entry through Bid Express OR with attachment of Form DT1506 (Commitment to Subcontract to DBE). The DBE Commitment entered with bid is the digital form of the DT1506. Separate submission of Form DT1506 is not required if the DBE Commitment is entered in Bid Express. Form DT1202, if applicable, is no longer required to be submitted at time of bid; submit DT1202 within the 24-hour supplemental time frame following bid closing.**

Naming conventions: Follow eSubmit [instructions](#), OR when emailing files, use the following language to identify your submission- "Project #, Proposal #, Let date, Business Name, GFE" and "Project #, Proposal #, Let date, Business Name, Attachment A" Email: DBE_Alert@dot.wi.gov

The DBE Office will not certify Good Faith Effort and the Bureau of Project Development will consider the bid nonresponsive if the contractor fails to furnish the DBE Commitment (digitally entered into the bid OR Form DT1506 as an attachment), Attachments A, and Form DT1202 if applicable, as required. See sample forms in the Appendix.

b. Verification of DBE Commitment

The documentation related to DBE subcontract commitment submitted prior to contract award is evaluated as follows:

(1) DBE Goal Met

If the bidder indicates that the contract DBE goal is met, the Department will evaluate the DBE Commitment submitted with bid OR Form DT1506, and Attachments A to verify the actual DBE

percentage calculation. If the DBE Commitment is verified, the contract is eligible for award with respect to the DBE Commitment.

(2) DBE Goal Not Met

- a) If the bidder indicates a bid percentage on the DBE Commitment that does not meet the assigned DBE contract goal, the bidder must request alternative evaluation of good faith effort through submission of Form DT1202 (Documentation of Good Faith Effort) within 24-hours of bid including narrative description. Supplementary documentation of good faith effort that supports the DT1202 submission is also due within 24-hours of bid submission and prior to bid posting. The Department will review the bidder's DBE Commitment and evaluate the bidder's good faith efforts submission.
- b) Following evaluation of the bidder's Good Faith Effort documentation the bidder will be notified that the Department intends to:
 1. *Approve* the request (adequate documentation of GFE has been submitted)- no conditions placed on the contract with respect to the DBE Commitment;
 2. *Deny* the request (inadequate documentation of GFE has been submitted)- the contract is viewed as non-responsive per Wisconsin Standard Specifications for Highway and Structure Construction and will not be executed.
- c) If the Department denies the bidder's request, the contract is ineligible for award. The Department will provide a written explanation for denying the request to the bidder. The bidder may appeal the Department's denial (see Section 4).

Supplemental good faith effort documentation must be submitted through eSubmit (preferred) OR to the DBE Office by email at: DBE_Alert@dot.wi.gov. Email naming convention: "Project #, Proposal #, Let date, Business Name, GFE"

3. Department's Criteria for Good Faith Effort Documentation

The Federal-aid Construction Contract Provision, referenced as FHWA-1273, explicitly states that the prime contractor shall be responsible for all work performed on the contract by piecework, station work, or subcontract. The contractor shall take all necessary and reasonable steps to ensure nondiscrimination in the administration of the contract including assurances of equal employment opportunity laws, DBE regulations, and affirmative action. Compliance encompasses responsible and responsive action, documentation, and good faith effort.

Contractually, all contractors, subcontractors, and service providers on the contract are bound by FHWA 1273 and DBE program provisions. **Prime contractors should encourage subcontractors to utilize DBE firms whenever possible to contribute to the assigned DBE contract goal.**

Bidders are required to document good faith effort. Per 49 CFR Part 26.53, good faith effort is demonstrated in one of two ways. The bidder:

- (1) Documents that it has obtained enough DBE participation to meet the goal; OR
- (2) Documents that it made adequate good faith efforts to meet the goal, even though it did not succeed

Appendix A of 49 CFR Part 26 provides guidance concerning good faith efforts. WisDOT evaluates good faith effort on a contract basis just as each contract award is evaluated individually.

The efforts employed by the bidder should be those that WisDOT can reasonably expect a bidder to take to actively and aggressively obtain DBE participation sufficient to meet the DBE contract goal. The Department will only approve demonstration of good faith effort if the bidder documents the quality, quantity, and intensity of the variety of activities undertaken that are commensurate with expected efforts to meet the stated goal.

The Department, in conjunction with industry stakeholders, has developed the following guidance for contractor good faith effort activity. The guidance and the attached appendices provide a framework for the actions required by all parties in the processing and evaluation of bidder's total efforts to achieve the project specific DBE goal prior to the bid letting date.

a. Solicitation Guidance for Prime Contractors:

- (1) Document all efforts and decisions made toward achieving the DBE goal on the contract. The bidder should use WisDOT-approved DBE outreach tools, including the UCP DBE Directory and the Bid Express Small Business Network to foster DBE participation on all applicable contracts.
- (2) As needed, request assistance with DBE outreach and follow-up by contacting the Department's DBE Support Services Office by phone or email request at least 14 days prior to the bid letting date. Phone numbers are (414) 438-4584 and/or (608) 267-3849; Fax: (414) 438-5392; E-mail: DBE_Alert@dot.wi.gov
- (3) Participate in and document a substantive conversation with at least one DBE firm per Let, to discuss questions, concerns, and any other contract related matters that may be applicable to the DBE firm. Guidelines for this conversation are provided in Appendix A of ASP-3.
- (4) Request quotes by identifying potential items to subcontract and solicit. In their initial contacts, contractors are strongly encouraged to include a single page, detailed list of items for which they are accepting quotes, by project, within a letting. *See attached sample entitled "Sample Contractor Solicitation Letter" in Appendix B.* Prime contractors should also indicate a willingness to accept quotes in areas they are planning to perform themselves, as required by federal rules. In some cases, it might be appropriate to use DBE firms to do work in a prime contractor's area of specialization.
 - i. Solicit quotes from certified DBE firms who match possible items to subcontract using all reasonable and available means. Additionally, forward copies of solicitations highlighting the work areas for which quotes are being sought to DBE_Alert@dot.wi.gov
 - ii. Acceptable outreach tools include SBN (Small Business Network, see Appendix C): <https://www.bidx.com/wi/main>, postal mail, email, fax, and phone.
 - a. Contractors must ask DBE firms for a response in their solicitations. See *Sample Contractor Solicitation Letter*, Appendix B. This letter may be included as an attachment to the sub-quote request.
 - b. Solicit quotes at least 10 calendar days prior to the letting date to allow DBE firms sufficient time to respond. Prime contractors should contact DBE firms early, asking if they need help organizing their quote, assistance confirming equipment needs, or other assistance supporting their submission of a competitive quote for their services.
 - c. A follow up solicitation should take place within 5 calendar days of the letting date. Email and/or SBN are the preferred method for the solicitation.
 - iii. Upon request, provide interested DBE firms with adequate information about plans, specifications, and the requirements of the contract by letter, information session, email, phone call, and/or referral.
 - iv. When potential exists, the contractor should advise interested DBE firms on how to obtain bonding, line of credit, or insurance if requested.
 - v. Document DBE firm's interest in quoting by taking appropriate steps to follow up initial solicitation with:
 - a. Email to all prospective DBE firms in relevant work areas
 - b. Phone call log to DBE firms who express interest via written response or call
 - c. Fax/letter confirmation
 - d. Signed copy of record of subcontractor outreach effort

b. Guidance for Evaluating DBE quotes

- (1) Quote evaluation practices required to evaluate DBE quotes:
 - i. Reasonable Price: Contractors are expected to assess reasonable price by analyzing the contract scope for DBE subcontract feasibility and comparing common line items in DBE and

non-DBE subcontract quotes for the same work. Per federal regulation, reasonable price is not necessarily the lowest price. See 49 CFR Part 26, Appendix A. IV.D(2).

- (2) Documentation submitted by the prime of the following evaluation is required to evaluate DBE quotes by contractors:
 - i. Evaluation of DBE firm's ability to perform "possible items to subcontract" using legitimate reasons, including but not limited to, **a discussion** between the prime and DBE firm regarding its capabilities prior to the bid letting. If lack of capacity is the reason for not utilizing the DBE firm's quote, the prime is required to contact the DBE by phone and email regarding their ability to perform the work indicated in the UCP directory listed as their work area by NAICS code. Only the work area indicated by the NAICS code(s) listed in the UCP directory can be counted toward DBE credit. Documentation of the conversation is required.
 - a In striving to meet an assigned DBE contract goal, contractors are expected to use DBE quotes that are responsive and reasonable. This includes DBE quotes that are not the low quote.
 - b Additional evaluation - Evaluation of DBE quotes with tied bid items. Typically, this type of quoting represents a cost saving but is not clearly stated as a discount. Tied quotes are usually presented as an 'all or none' quote. When non-DBE subcontractors submit tied bid items in their quotes, the DBE firm's quote may not appear competitive. In such a case, the following steps are taken in comparing the relevant quotes. These are qualitative examples:
 - i Compare bid items common to both quotes, noting the reasonableness in the price comparison.
 - ii Review quotes from other firms for the bid items not quoted by the DBE firm to see if combining both can provide the same competitive advantage that the tied bid items offered.

See Appendix D – *Good Faith Effort Evaluation Measures* and Appendix E - *Good Faith Effort Best Practices*.

- c. **Requesting Good Faith Effort Evaluation** At the time of bid- if the DBE goal is not met in full, the prime contractor must indicate they will file form DT1202- Documentation of Good Faith Effort within 24-hours of bid submission. Supplementary documentation of good faith effort that supports the DT1202 submission is also due within 24-hours of bid submission and prior to bid posting. Supporting documentation for the DT1202 is to include the following:
 - (1) Solicitation Documentation: The names, addresses, email addresses, and telephone numbers of DBE firms contacted along with the dates of both initial and follow-up contact; electronic copies of all written solicitations to DBE firms. A printed copy of SBN solicitation is acceptable.
 - (2) Selected Work Items Documentation: Identify economically feasible work units to be performed by DBEs to include activities such as: list of work items to be performed; breaking up of large work items into smaller tasks or quantities; flexible time frames for performance and delivery schedules.
 - (3) Documentation of Project Information provided to interested DBEs: A description of information provided to the DBE firms regarding the plans, specifications, and estimated quantities for portions of the work to be performed by that DBE firm.
 - (4) Documentation of Negotiation with Interested DBEs: Provide sufficient evidence to demonstrate that good faith negotiations took place. Merely sending out solicitations requesting bids from DBEs does not constitute sufficient good faith efforts.
 - (5) Documentation of Sound Reasoning for Rejecting DBEs and copies of each quote received from a DBE firm and, if rejected, copies of quotes from non-DBEs for same items.
 - (6) Documentation of Assistance to Interested DBEs- Bonding, Credit, Insurance, Equipment, Supplies/Materials
 - (7) Documentation of outreach to Minority, Women, and Community Organizations and other DBE Business Development Support: Contact organizations and agencies for assistance in contacting, recruiting, and

providing support to DBE subcontractors, suppliers, manufacturers, and truckers at least 14 days before bid opening. Participate in or host activities such as networking events, mentor-protégé programs, small business development workshops, and others consistent with DBE support.

Naming conventions: eSubmit (preferred) follow instructions OR when emailing files, use the following language to identify your submission- "Project #, Proposal #, Let date, Business Name, GFE" Email: DBE_Alert@dot.wi.gov

If the Good Faith Effort documentation is deemed adequate, the request will be approved and the DBE office will promptly notify the Prime Contractor and Bureau of Project Development.

If the DBE Office denies the request, the Prime Contractor will receive written correspondence outlining the reasons. The Department encourages the Prime Contractor to communicate with DBE staff to clarify any questions related to meeting goals and/or contractor demonstration of good faith efforts.

If the contract is awarded, the Prime Contractor must obtain written consent from the DBE Office to change or replace any DBE firm listed on the approved DBE Commitment. No contractor, prime or subsequent tier, shall be paid for completing work assigned to a DBE subcontractor on an approved DBE Commitment unless WisDOT has granted permission for the reduction, replacement, or termination of the assigned DBE in writing. If a prime contractor or a subcontractor on any tier uses its own forces to perform work assigned to a DBE on an approved DBE Commitment, **they will not be paid for the work**. Any changes to DBE Commitment after the approval of the DBE Commitment must be reviewed and approved by the DBE Office prior to the change (see Section 9).

4. Bidder's Documentation of Good Faith Effort Evaluation Request Appeal Process

A bidder can appeal the Department's decision to deny the bidder's demonstration of Good Faith Effort through Administrative Reconsideration. The bidder must provide a written justification refuting the specific reasons for denial as stated in the Department's denial notice. The bidder may meet in person with the Department if so requested. Failure to appeal within 5 business days after receiving the Department's written notice denying the request constitutes a forfeiture of the bidder's right of appeal. Receipt of appeal is confirmed by email date stamp or certified mail signed by WisDOT staff. A contract will not be executed without documentation that the DBE provisions have been fulfilled.

The Department will appoint a representative who did not participate in the original good faith effort determination, to assess the bidder's appeal. The Department will issue a written decision within 5 business days after the bidder presents all written and oral information. In that written decision, the Department will explain the basis for finding that the bidder did or did not demonstrate an adequate good faith effort to meet the contract DBE goal. The Department's decision is final.

5. Determining DBE Eligibility

Directory of DBE firms

- a. The only resource for DBE firms certified in the State of Wisconsin is the Wisconsin Unified Certification Program (UCP) DBE Directory. WisDOT maintains a current list of certified DBE firms at: <http://wisconsindot.gov/Documents/doing-bus/civil-rights/dbe/dbe-ucp-directory.xlsx>
- b. The DBE Program office is available to assist with contracting DBE firms:(608) 267-3849.

- c. DBE firms are certified based on various factors including the federal standards from the Small Business Administration that assigns a North American Industrial Classification (NAICS) Codes. DBE firms are only eligible for credit when performing work in their assigned NAICS code(s). If a DBE subcontractor performs work that is not with its assigned NAICS code, the prime contractor should contact the DBE Office to inquire about compatibility with the Business Development Program.

6. Counting DBE Participation

Assessing DBE Work

The Department will only count the DBE usage towards the contract DBE goal if the DBE firm is certified as a DBE by one of the UCP agencies. The Department only counts the value of the work a DBE actually performs towards the DBE goal. The Department assesses the DBE work as follows:

- a. The Department counts work performed by the DBE firm's own resources. The Department includes the cost of materials and supplies the DBE firm obtains for the work. The Department also includes the cost of equipment the DBE firm leases for the work. The Department will not include the cost of materials, supplies, or equipment the DBE firm purchases or leases from the prime contractor or its affiliate, with the exception of non-project specific leases the DBE has in place before the work is advertised.
- b. The Department counts fees and commissions the DBE subcontractor charges for providing bona fide professional, technical, consultant, or managerial services. The Department also counts fees and commissions the DBE charges for providing bonds or insurance. The Department will only count costs the program engineer deems reasonable based on experience or prevailing market rates.
- c. If a DBE firm subcontracts work, the Department counts the value of the work subcontracted to a DBE subcontractor.
- d. The contractor will maintain records and may be required to furnish periodic reports documenting its performance under this item.
- e. It is the Prime Contractor's responsibility to determine whether the work that is committed and/or contracted to a DBE firm can be counted for DBE credit by referencing the work type and NAICS code listed for the DBE firm on the Wisconsin UCP DBE Directory.
- f. It is the Prime Contractor's responsibility to assess the DBE firm's ability to perform the work for which it is committing/contracting the DBE to do. Note that the Department encourages the Prime Contractor to assist and develop DBE firms to become fully knowledgeable contractors to successfully perform on its contracts.
- g. The Prime Contractor will inform the DBE office via email of all DBE subcontractors added to the project following execution of the contract. The Prime Contractor may omit submission of another form DT1506, but must submit signed Attachment A forms for additional DBE firms.
- h. See Section 7 for DBE credit evaluation for Trucking and Section 8 for DBE credit evaluation for Manufacturers, Suppliers, and Brokers

Naming conventions: When emailing files, please use the following language to identify your submission-
"Project #, Proposal #, Let date, Business Name, Attachment A" Email: DBE_Alert@dot.wi.gov

*Note: A sublet request is required for DBE work, regardless of subcontract tier, and also for reporting materials or supplies furnished by a DBE.

- Sublet Requests via form DT1925 or WS1925 are required for 1st Tier DBEs
- For all 2nd Tier and below notification of DBE sublet is indicated by the contractor entering them in CRCS

7. Credit Evaluation for Trucking

All bidders are expected to adhere to the Department's current trucking policy posted on the HCCI website at: <http://wisconsindot.gov/Documents/doing-bus/civil-rights/dbe/trucking-utilization-policy.pdf>

The prime contractor is responsible for ensuring that all subcontractors including trucking firms, receive Form FHWA 1273: <https://www.fhwa.dot.gov/programadmin/contracts/1273/1273.pdf>

See Section 8 for Broker credit.

8. Credit Evaluation for Manufacturers, Suppliers, Brokers

The Department will calculate the amount of DBE credit awarded to a prime using a DBE firm for the provisions of materials and supplies on a contract-by-contract basis. The Department will count the material and supplies that a DBE firm provides under the contract for DBE credit based on whether the DBE firm is a manufacturer, supplier, or broker. Generally, DBE credit is determined through evaluation of the DBE owner's role, responsibility, and contribution to the transaction. Maximum DBE credit is awarded when the DBE firm manufactures materials or supplies. DBE credit decreases when the DBE firm solely supplies materials, and minimal credit is allotted when the DBE firm's role is administrative or transactional. It is the bidder's responsibility to confirm that the DBE firm is considered a supplier or a manufacturer before listing them on Commitment to Subcontract to DBE form DT1506 or DBE Commitment submitted with the bid.

a. Manufacturers

- (1) A manufacturer is a firm that operates or maintains a factory or establishment that produces, on the premises, the materials, supplies, articles, or equipment required under the contract and of the general character described by the specifications.
- (2) If the materials or supplies are obtained from a DBE manufacturer, **100%** percent of the cost of the materials or supplies counts toward DBE goals.

b. Regular Dealers of Material and/or Supplies

- (1) Supplies purchased in bulk from DBE firms at the beginning of the season may be credited to current contracts if submitted with appropriate documentation to the DBE office.
- (2) A regular dealer is a firm that owns, operates, or maintains a store, warehouse, or other establishment in which the materials, supplies, articles or equipment of the general character described by the specifications and required under the contract are bought, kept in stock, and regularly sold or leased to the public in the usual course of business.
- (3) If the materials or supplies are purchased from a DBE regular dealer, count **60%** percent of the cost of the materials or supplies toward DBE goals.
- (4) At a minimum, a regular dealer must meet the following criteria to be counted for DBE credit:
 - i. The DBE firm must be an established, regular business that engages, as its principal business and under its own name, in the purchase and sale or lease of the products in question.
 - ii. The DBE firm must both own and operate distribution equipment for the product--bulk items such as petroleum products, steel, cement, gravel, stone, or asphalt. If some of the distribution equipment is leased, the lease agreement must accompany the DBE Commitment form for evaluation of the dealer's control before the DBE office approves the DBE credit.

- (5) When DBE suppliers are contracted, additional documentation must accompany the DBE Commitment and Attachment A forms. An invoice or bill-of-sale that includes names of the bidder and the DBE supplier, along with documentation of the calculations used as the basis for the purchase agreement, subcontract, or invoice. WisDOT recognizes that the amount on the Attachment A form may be more or less than the amount on the invoice per b.(1) above.
 - i. The bidder should respond to the following questions and include with submission of form DT1506 or the DBE Commitment entered with bid:
 - a. What is the product or material?
 - b. Is this item in the prime's inventory or was the item purchased when contract was awarded?
 - c. Which contract line items were referenced to develop this quote?
 - d. What is the amount of material or product used on the project?

c. Brokers, Transaction Expeditors, Packagers, Manufacturers' Representatives

- (1) No portion of the cost of the materials, supplies, services themselves will count for DBE credit. However, WisDOT will evaluate the fees or commissions charged when a prime purchases materials, supplies, or services from a DBE certified firm which is neither a manufacturer nor a regular dealer, namely: brokers, packagers, manufacturers' representatives, or other persons who arrange or expedite transactions.
- (2) Brokerage fees are calculated as **10%** of the purchase amount.
- (3) WisDOT may count the amount of fees or commissions charged for assistance in the procurement of the materials and supplies, fees, or transportation charges for the delivery of materials or supplies required on a job site.
- (4) Evaluation of DBE credit includes review of the contract need for the item/service, the sub-contract or invoice for the item/service, and a comparison of the fees customarily allowed for similar services to determine whether they are reasonable.

9. DBE Commitment Modification Policy (Formerly "DBE Replacement Policy")

a. Issuing a Contract Change Order

Any changes or modifications to the contract once executed are considered contract modifications and as such require a change order. In addition, the DBE office must provide consent for reduction, termination, or replacement of subcontractors approved on the DBE Commitment *in advance* of the modification for the prime contractor to receive payment for work or supplies. Additions to the DBE Commitment do not require advance notification of the DBE office. (see below e. DBE Utilization beyond the approved DBE Commitment)

b. Contractor Considerations

- (1) A prime contractor cannot modify the DBE Commitment through reduction in participation, termination, or replacement of a DBE subcontractor listed on the approved DBE Commitment without prior written consent from the DBE Office. This includes, but is not limited to, instances in which a prime contractor seeks to perform work originally designated for a DBE subcontractor with its own forces or those of an affiliate, a non-DBE firm, or with another DBE firm.
- (2) If a prime contractor reduces participation, replaces, or terminates a DBE subcontractor who has been approved for DBE credit toward its contract, the prime is required to provide documentation supporting its inability to fulfill the contractual commitment made to the Department regarding the DBE utilization.
- (3) The Prime Contractor is required to demonstrate efforts to find another DBE subcontractor to perform at least the same amount of work under the contract as the DBE subcontractor that was terminated, to the extent needed to meet the assigned DBE contract goal. When additional opportunity is available by contract modifications, the Prime Contractor must utilize DBE subcontractors that were committed to equal work items, in the original contract.

- (4) In circumstances when a DBE subcontractor fails to complete its work on the contract for any reason, or is terminated from a contract, the Prime Contractor must undertake efforts to maintain its commitment to the assigned DBE goal.
- (5) The DBE subcontractor should communicate with the Prime Contractor regarding its schedule and capacity in the context of the contract. If the DBE firm anticipates that it cannot fulfill its subcontract, they will advise the Prime Contractor and suggest a DBE subcontractor that may replace their services and provide written consent to be released from its subcontract.
 - i. Before the Prime Contractor can request modification to the approved DBE Commitment, the Prime Contractor must:
 - a. Make every effort to fulfill the DBE Commitment by working with the listed DBE subcontractor to ensure that the firm is fully knowledgeable of the Prime Contractor's expectations for successful performance on the contract. Document these efforts in writing.
 - b. If those efforts fail, provide written notice to the DBE subcontractor of the Prime Contractor's intent to request to modify the Commitment through reduction in participation, termination, and/or replacement of the subcontractor including the reason(s) for pursuing this action.
 - c. Copy the DBE Office on all correspondence related to changing a DBE subcontractor who has been approved for DBE credit on a contract, including preparation and coordination efforts.
 - d. Clearly state the amount of time the DBE firm has to remedy and/or respond to the notice of intent to replace/terminate. The DBE must be allowed five days from the date notice was received as indicated by email time stamp or signed certified mail, to respond, in writing. EXCEPTION: The Prime Contractor must provide a verifiable reason for a response period shorter than five days. For example, a WisDOT project engineer or project manager confirms that WisDOT has eliminated an item the DBE subcontractor was contracted for.
 - e. The DBE subcontractor must acknowledge the contract modification with written response to the Prime Contractor and the DBE Office. If objecting to the subcontract modification, the DBE subcontractor must outline the basis for objection to the proposed modification, providing sound reasoning for WisDOT to reject the prime's request.

c. Request to Modify DBE Subcontracting Commitment

The written request referenced above may be delivered by email or fax. The request must contain the following:

1. Project ID number
2. WisDOT Contract Project Engineer's name and contact information
3. DBE subcontractor name and work type and/or NAICS code
4. Contract's progress schedule
5. Reason(s) for requesting that the DBE subcontractor be replaced or terminated
6. Attach/include all communication with the DBE subcontractor to deploy/address/resolve work completion

Naming conventions: When emailing files, please use the following language to identify your submission- "Project #, Proposal #, Let date, Business Name, MODIFICATION" Email: DBE_Alert@dot.wi.gov + Project Engineer

WisDOT will review the request and any supporting documentation submitted to evaluate if the circumstance and the reasons constitute good cause for replacing or terminating the approved DBE subcontractor.

Good Causes to Replace a DBE subcontractor according to the federal DBE program guidelines {49 CFR part 26.53}

- The listed DBE subcontractor fails or refuses to execute a written contract

- The listed DBE subcontractor fails or refuses to perform the work of its subcontract in a way consistent with normal industry standards. Provided, however, that good cause does not exist if the failure or refusal of the DBE subcontractor to perform its work on the subcontract results from the bad faith or discriminatory action of the prime contractor
- The listed DBE subcontractor fails or refuses to meet the prime contractor's reasonable, nondiscriminatory bond requirements
- The listed DBE subcontractor becomes bankrupt, insolvent, or exhibits credit unworthiness
- The listed DBE subcontractor is ineligible to work on public works projects because of suspension and debarment proceedings pursuant 2 CFR Parts 180, 215, and 1,200 or applicable state law
- The prime has determined that the listed DBE subcontractor is not a responsible contractor
- The listed DBE subcontractor voluntarily withdraws from the project and provides written notice of its withdrawal
- The listed DBE subcontractor is ineligible to receive DBE credit for the type of work required
- A DBE firm owner dies or becomes disabled with the result that the listed DBE subcontractor is unable to complete its work on the contract

d. Evaluation and Response to the Request

WisDOT's timely response to the Prime Contractor's request for modification of the approved DBE Commitment will be provided to the prime and the WisDOT project engineer via email.

If WisDOT determines that the Prime Contractor's basis for reduction in participation, replacement, or termination of the DBE subcontractor is not consistent with the good cause guidelines, the DBE office will provide a response via email within 48-hours of receipt of request from the Prime Contractor as indicated by email time stamp. The communication will include: the requirement to utilize the committed DBE, actions to support the completion of the contractual commitment, a list of available WisDOT support services, and administrative remedies, including withholding payment to the prime, that may be invoked for failure to comply with federal DBE guidelines for DBE replacement.

The WisDOT contact for all actions related to modification of the approved DBE Commitment is the DBE Program Engineer who can be reached at DBE_Alert@dot.wi.gov or (414) 335-0413.

e. DBE Utilization beyond the approved DBE Commitment

When the prime or a subcontractor increases the scope of work for an approved DBE subcontractor or adds a DBE subcontractor who was not on the approved form DT1506 or DBE Commitment submitted with bid at any time after contract execution, this is referred to as voluntary DBE contract goal achievement. The contractor must follow these steps to ensure that the participation is accurately credited toward the DBE goal:

- (1) Forward a complete, signed Attachment A form to the DBE Office. A complete Attachment A includes DBE subcontractor contact information, signatures, subcontract value, and description of the work areas to be performed by the DBE. The DBE Office will verify the DBE participation and revise the DBE Commitment based on the email/discussion and the new Attachment A.
- (2) When adding to an existing DBE Commitment, submit a new Attachment A to the DBE Alert mailbox
- (3) OR Submit a final Attachment A to DBE Alert during the Finals Process when Compliance receives notice of "Substantially Complete"
 Naming conventions: When emailing files, please use the following language to identify your submission- "Project #, Proposal #, Let date, Business Name, New Attachment A" Email: DBE_Alert@dot.wi.gov

Special note on trucking

- DBE truckers added to the sublets in CRCS *will* be approved without DBE credit (You will see a “N” in CRCS instead of “Y”)
- Prime Contractors may enter a “place holder” e.g. \$1000.00, for DBE Trucking in CRCS if the full amount of trucking is unknown for sublet purposes only
- The hiring contractor may obtain the Attachment A with DBE signature included but the **Prime Contractor** must sign the Attachment A before submitting

10. Commercially Useful Function

- a. Commercially Useful Function (CUF) is evaluated after the contract has been executed, while the DBE certified firm is performing contracted work items.
- b. The Department uses Form DT1011, DBE Commercially Useful Function Review and Certification to evaluate if the DBE is performing a commercially useful function. WisDOT counts expenditures of a DBE toward the DBE goal only if the DBE is performing a commercially useful function on that contract.
- c. A DBE firm is performing a commercially useful function if the following conditions are met:
 - (1) For contract work, the DBE is responsible for executing a distinct portion of the work and is carrying out its responsibilities by actually performing, managing, and supervising that work.
 - (2) For materials and supplies, the DBE is responsible for negotiating price, determining quality and quantity, ordering, and paying for those materials and supplies.

11. Credit Evaluation for DBE Primes

WisDOT calculates DBE credit based on the amount and type of work performed by DBE certified firms for work submitted with required documentation. If the prime contractor is a DBE certified firm, the Department will only count the work that the DBE prime performs with its own forces for DBE neutral credit. The Department will also calculate DBE credit for work performed by any other DBE certified subcontractor, DBE certified supplier, and DBE certified manufacturer on the contract in each firm’s approved NAICS code/work areas that are submitted with required documentation. Crediting for manufacturers and suppliers is calculated consistent with Section 8 of this document and 49 CFR Part 26.

12. Joint Venture

If a DBE performs as a participant in a joint venture, the Department will only count the portion of the total dollar value of the contract equal to the portion of the work that the DBE performs with its own forces, for DBE credit.

13. Mentor-Protégé

- a. If a DBE performs as a participant in a mentor-protégé agreement, the Department will credit the portion of the work performed by the DBE protégé firm.
- b. DBE credit is evaluated and confirmed by the DBE Office for any contracts on which the mentor-protégé team identifies itself to the DBE Office as a current participant of the Mentor-Protégé Program.
- c. Refer to WisDOT’s Mentor-Protégé guidelines for guidance on the number of contracts and amount of DBE credit allowed on WisDOT projects.

14. Use of Joint Checks

The use of joint checks is allowable if it is a commonly recognized business practice in the material industry. A joint check is defined as a two-party check between a DBE subcontractor, a prime contractor, and the regular dealer or materials supplier who is neither the prime nor an affiliate of the prime. Typically, the prime contractor issues one check as payor to the DBE subcontractor and to the supplier jointly (to guarantee payment to the supplier) as payment for the material/supplies used by the DBE firm in cases where the DBE subcontractor and materials have been approved for DBE credit. The DBE subcontractor gains the opportunity to establish a direct contracting relationship with the supplier to potentially facilitate a business rapport that results in a line of credit or increased partnering opportunities.

The cost of material and supplies purchased by the DBE firm is part of the value of work performed by the DBE to be counted toward the goal. To receive credit, the DBE firm must be responsible for negotiating price, determining quality and quantity, ordering the materials, and installing (where applicable) and "paying for the material itself." See 49 CFR 26.55(c)(1).

The approval to use joint checks constitutes a commitment to provide further information to WisDOT, upon request by staff. WisDOT will allow the use of joint checks when the following conditions are met:

- a. The Prime Contractor must request permission to use joint checks from the DBE Office by submitting the Application to Use Joint Checks.
 - (1) Request should be made when the DBE Commitment or the Request to Sublet is submitted; the request will not be considered if submitted after the DBE Subcontractor starts its work.
 - (2) Approval/Permission must be granted prior to the issuance of any joint checks.
 - (3) The payment schedule for the supplier must be presented to the DBE office before the first check is issued.
 - (4) The joint check for supplies must be strictly for the cost of approved supplies.
- b. The DBE subcontractor is responsible for furnishing and/or installing the material/work item and is not an 'extra participant' in the transaction. The DBE firm's role in the transaction cannot be limited solely to signing the check(s) to release payment to the material supplier. At a minimum, the DBE subcontractor's tasks should include the following:
 - (1) The DBE subcontractor (not the prime/payor) negotiates the quantities, price, and delivery of materials.
 - (2) The DBE subcontractor consents to sign/release the check to the supplier by signing the Application to Use Joint Checks after establishing the conditions and documentation of payment within the subcontract terms or in a separate written document.
- c. The Prime contractor/payor acts solely as a guarantor.
 - (1) The Prime Contractor agrees to furnish the check used for the payment of materials/supplies under the contract.
 - (2) The prime contractor/payor cannot require the subcontractor to use a specific supplier or the prime contractor's negotiated unit price.

15. Payment

Costs for conforming to this Additional Special Provision (ASP) and any associated DBE requirements are incidental to the contract.

Appendix A

Substantive Conversation Guidelines

The substantive conversation is critical to all bidders' demonstration of good faith effort to meet the DBE goal prior to bid opening. Relationship building between primes and subcontractors is crucial to DBE goal attainment. Responsible bidders seek to build rapport with potential DBE subcontractors to understand capacity, areas of expertise, and assess contracting feasibility. Bidders who compete for WisDOT contracts are specialty contractors responding to a growing and changing contract environment. Just as these specialists are responsible for care of the roads, they are likewise responsible for contributing to the health of the industry. The substantive conversation drives collaboration that will build industry health and capacity. The following is intended to provide guidance for such discussions but is not an exhaustive list. Contractors are encouraged to incorporate their existing strategies for cultivating business relationships as well.

Prior to Bid Opening- this discussion should happen as early as possible (WisDOT advertisements are released 5 weeks prior to each Let)

- Determine DBE subcontractor's interest in quoting
- If response indicates inexperience with quoting- offer support/assistance to the DBE in understanding the industry including fundamentals a subcontractor needs to know, required reading and/or resources.
- Assess their interest and experience in the road construction industry by asking questions such as:
 1. Have you competed for other WisDOT contracts? Ratio of competed/to wins
 2. Have you performed on any transportation industry contracts (locally or with other states)?
 3. What the largest contract you've completed?
 4. Have you worked in the industry: apprentice, journeyman, safety, inspection etc.?
 5. Does this project fit into your schedule? Are you working on any contracts now?
 6. Have you reviewed a copy of the plans? Are you comfortable performing within the scope and quantity considerations of this contract?
 7. What region do you work in? Home base?
 8. Which line items are you considering?
 9. Have you read/are you familiar with WisDOT Standard Specifications? Construction Material Manual?
 10. Do you understand where your work fits in the project schedule, project phases?

Following Bid Opening- this discussion can happen at any time

1. After reviewing their quote, note the following in your discussion:
 - Does the quote look complete? Irregular?
 - Are there errors in the quote? Are items very high or very low?
 - In general, does the quote look competitive?
2. Questions and Advice for the bidder to share with the potential DBE subcontractor:
 - What line items would typically be in a competitive quote for a subcontractor of their specialty?
 - How many employees and what is their role/experience/expertise in your firm?
 - Do you have resources for labor (union member, family-based, community-resourced) and capital (banking relationship, bond agent, CPA)?
 - Where have you worked: cities, states, government, commercial, residential/private sector, etc. Explain similarities or differences.
 - Refer them to reliable, trusted, industry resources that can educate or connect them to relevant resources, education/certification resources, more appropriate contract opportunities.
 - Discussion about prime contract and subcontract liability, critical path items, contract quantities, schedule risks, and potential profit/loss (for upcoming known projects or in general).
 - Discussion of bonding, insurance, and overall business risk considerations.

APPENDIX B
Sample Contractor Solicitation Letter Page 1
This sample is provided as a guide not a requirement

GFESAMPLE MEMORANDUM

TO: DBE FIRMS
FROM: POTENTIAL PRIME CONTRACTOR OR MAJOR SUBCONTRACTOR
SUBJECT: **REQUEST FOR DBE QUOTES**
LET DATE & TIME
DATE: MONTH DAY YEAR
CC: DBE OFFICE ENGINEER

Our company is considering bidding on the projects indicated on the next page, as a prime and/or a subcontractor for the Wisconsin Department of Transportation **Month- date -year** Letting. Page 2 lists the projects and work items that we may subcontract for this letting. We are interested in obtaining subcontractor quotes for these projects and work categories. Also note that we are willing to accept quotes in areas we may be planning to perform ourselves as required by federal rules.

Please review page 2, respond whether you plan to quote, highlight the projects and work items you are interested in performing and return it via fax or email within 3 days. Plans, specifications and addenda are available through WisDOT at the DBE Support Services office or at the Highway Construction Contract Information (HCCI) site at <http://roadwaystandards.dot.wi.gov/hcci/>

Your quote should include all of the costs required to complete the items you propose to perform including labor, equipment, material, and related bonding or insurance. The quote should note items that you are DBE certified to perform, tied items, and any special terms. Page 2, with the indicated projects and items you plan to quote, should be used as a cover sheet for your quote.

Please make every effort to have your quotes into our office by **time deadline** the prior to the letting date. **Make sure the correct letting date, project ID and proposal number, unit price and extension are included in your quote.** We prefer quotes be sent via SBN but **prime's alternatives** are acceptable. Our office hours are **include hours and days**.

Please call our office as soon as possible prior to the letting if you need information/clarification to prepare your quote at **contact number**.

If you wish to discuss or evaluate your quote in more detail, contact us after the contract is awarded. Status of the contract can be checked at WisDOT's HCCI site at <http://roadwaystandards.dot.wi.gov/hcci/>
All questions should be directed to:

Project Manager, John Doe, Phone:
(000) 123-4567
Email: Joe@joetheplumber.com
Fax: (000) 123- 4657

Sample Contractor Solicitation Letter Page 2
This sample is provided as a guide not a requirement
 REQUEST FOR QUOTE

Prime's Name: _____
Letting Date: _____
Project ID: _____

Please check all that apply

- ☐ Yes, we will be quoting on the projects and items listed below
- ☐ No, we are not interested in quoting on the letting or its items referenced below
- ☐ Please take our name off your monthly DBE contact list
- ☐ We have questions about quoting this letting. Please have someone contact me at this number

Prime Contractor 's Contact Person:

DBE Contractor Contact Person:

Phone: _____

Phone: _____

Fax: _____

Fax: _____

Email: _____

Email: _____

Please circle the jobs and items you will be quoting below

Proposal No.	1	2	3	4	5	6	7
County							

WORK DESCRIPTION:

Clearing and Grubbing	X		X	X		X	X
Dump Truck Hauling	X		X	X		X	X
Curb & Gutter/Sidewalk, Etc.	X		X	X		X	X
Erosion Control Items	X		X	X		X	X
Signs and Posts/Markers	X		X	X		X	X
Traffic Control		X	X	X		X	X
Electrical Work/Traffic Signals		X	X	X		X	
Pavement Marking		X	X	X	X	X	X
Sawing Pavement		X	X	X	X	X	X
QMP, Base	X	X		X	X	X	X
Pipe Underdrain	X			X			
Beam Guard				X	X	X	X
Concrete Staining							X
Trees/Shrubs	X						X

Again please make every effort to have your quotes into our office by time deadline prior to the letting date.

We prefer quotes be sent via SBN but prime's preferred alternatives are acceptable.

If there are further questions please direct them to the prime contractor's contact person at phone number.

Appendix C

Small Business Network (SBN) Overview

The Small Business Network is a part of the Bid Express® service that was created to ensure that prime bidders have a centralized online location to find subs - including small and disadvantaged business enterprises (DBEs). It is available for prime bidders to use as part of their Basic Service subscription. Within the Small Business Network, **Prime Contractors** can:

1. Easily select proposals, work types and items:
 - a. After adding applicable work types, select items that you wish to quote. Enter the sub-quote quantities and add comments, if desired. Adding or removing items and work types can be done quickly. If needed, you can save the sub-quote for later completion.
2. Create sub-quotes for the subcontracting community:
 - a. Create sub-quotes with ease using the intuitive sub-quote creator. In seven short steps, you can rapidly create a custom sub-quote directed to all subcontractors that bid on the applicable work types. Steps include: provide contact information and sub-quote expiration date, select letting and proposal, add work types and items, specify terms and conditions, upload attachments, and select vendors.
 - b. Create a sub-quote to send to subcontractors or suppliers that lists the items in a proposal that you want quoted
 - c. Create an unlimited number of sub-quotes for items you want quoted, and optionally mark them as a DBE preferred request.
 - d. Add attachments to sub-quotes.
3. View sub-quote requests & responses:
 - a. After logging into the Bid Express service, you can quickly review all of your sub-quote requests and all unsolicited sub-quote requests from subcontractors. To simplify the Small Business Network home screen, sub-quote requests can be hidden with one click if they are not applicable.
 - b. View or receive unsolicited sub-quotes that subcontractors have posted, complete with terms, conditions and pricing.
4. View Record of Subcontractor Outreach Effort:
 - a. For each sub-quote produced, a *Record of Subcontractor Outreach Effort* is generated that shows the response statistics for a particular sub-quote. If accepted by the letting agency, this report may serve as proof of a “Good Faith” effort in reaching out to the DBE community.
 - b. Easily locate pre-qualified and certified small and disadvantaged businesses.
 - c. Advertise to small and disadvantaged businesses more efficiently and cost effectively.
 - d. Document your interactions with subs/DBEs by producing an Outreach Report (may be accepted as proof of DBE outreach at the discretion of each agency).

The Small Business Network is a part of the Bid Express® service that was created to ensure that small businesses have a centralized area to access information about upcoming projects. It can help small businesses learn more about opportunities, compete more effectively, network with other contractors and subcontractors, and win more jobs. **DBE firms can:**

1. View and reply to sub-quote requests from primes:
 - a. After logging into the Bid Express service, you can quickly review all incoming sub-quote requests and all unsolicited sub-quotes created by your company. Receive notifications by selected work type. To simplify on the Small Business Network home screen, sub-quote requests can be filtered by work types relevant to your interests or hidden with one click if they are not applicable.
2. Select items when responding to sub-quote requests from primes:
 - a. You have the freedom to choose and price any number of items when responding to a sub-quote request. Quantities can be modified, and per-item comments are also available.
 - b. View requests for sub-quotes for work that primes have posted for projects they are bidding, add your pricing, terms, and conditions, and submit completed sub-quotes to the requesting primes.
 - c. Add attachments to a sub-quote.
3. Create and send unsolicited sub-quotes to specific contractors:
 - a. Create unsolicited sub-quotes with ease using the intuitive sub-quote creator. In eight short steps, you can rapidly create a custom sub-quote directed at any number of specific vendors of your choosing. Steps include: provide contact information and sub-quote expiration date, select letting and proposal, add work types and items, specify terms and conditions, upload attachments, and select vendors.
4. Easily select and price items for unsolicited sub-quotes:
 - a. After adding applicable work types, select items that you wish to quote. The extended price calculates automatically, cutting out costly calculation errors. Comments can be provided on a per-item basis as well.
 - b. Create an unsolicited sub-quote that lists the items from a proposal that you want to quote, include pricing, terms and conditions, and send it to selected prime/plan holder.
 - c. Add attachments to a sub-quote.
 - d. Add unsolicited work items to sub-quotes that you are responding to.
5. Easy Access to Valuable Information
 - a. Receive a confirmation that your sub-quote was opened by a prime.
 - b. View Bid Tab Analysis data from past bids, including the high, average and low prices of items.
 - c. View important notices and publications from DOT targeted to small and disadvantaged businesses.
6. Accessing Small Business Network for WisDOT contracting opportunities
 - a. If you are a contractor not yet subscribing to the Bid Express service, go to www.bidx.com and select "Order Bid Express." The Small Business Network is a part of the Bid Express Basic Service.
 - b. DBE firms can request a Bid Express Small Business Network Account at no cost by calling 414-438-458

APPENDIX D

Good Faith Effort Evaluation Measures *by categories referenced in DBE regulations*

Bidders must demonstrate that they took all necessary and reasonable steps to achieve the assigned DBE contract goal. For each contract, all bidders must submit documentation indicating the goal has been met or if falling short of meeting the assigned goal, must request a DBE Goal Waiver and document all efforts employed to secure DBE subcontractor participation on Form DT1202.

DBE staff analyze the bidder's documented good faith efforts to determine if action taken was sufficient to meet the goal. Sufficiency is measured contract-by-contract. WisDOT evaluates active and aggressive efforts, quality, quantity, scope, intensity, and appropriateness of the bidder's efforts as a scale of the principles of Good Faith outlined in 49 CFR Part 26, Appendix A. Additional emphasis is placed on the bidder's demonstration of timely submission of documentation and communication with DBE subcontractors, and business development initiatives undertaken to support DBE firm growth.

The following is a sample of good faith effort activities that are rated according to the accompanying rubric. Contractors are encouraged to identify additional activities that align with their business type(s).

- Personal, tailored solicitation to firms that specialize in work types planned or desired for subcontracting
- Follow up to initial solicitation via email or phone
- Substantive conversation including topics such as contract liability, critical path work items, schedule risks, and potential profit/loss
- SBN utilization including posting quotes
- Review and response to DBE quotes including provision of information about plans, specifications, and requirements as applicable
- Documentation requesting subcontractors support DBE goal by solicitation and inclusion of DBE subcontractor quotes
- Responsive and timely submission of organized documentation
- Analysis of number of DBE firms who do work types that you typically subcontract
- Analysis of number of DBE firms who reside in geographical areas where prime seeks work
- Analysis of firms who express interest in bidding/quoting including the number of firms who declined your solicitation
- Reference check of DBE subcontractor work or training (documentation of questions and response required)
- Number of different efforts undertaken to meet the assigned DBE goal as documented in accompanying Form DT1202
- Submission of all DBE quotes received matched with a variety of work to be performed by DBEs
- Number and names of DBE firms provided written advice, or referral to industry-specific business development resources
- Overall pattern of DBE utilization on all WisDOT contracts which may include contracting with municipalities
- Documentation of resources expended to meet assigned DBE goal (#of hours, staff titles, average pay rate, actions taken)
- Analysis of subcontractable work items to be completed by prime beyond prime contractor's 30%
- Risk analysis of work items that are typically in tied quotes that could be unbundled
- List of contract work items in smallest economically feasible units, identifying schedule impact
- Submission of a Gap Analysis identifying DBE skillset and/or industry needs
- Staff training in EEO and Civil Rights laws as documented in training logs
- Written Capacity Assessment completed with DBE firm documenting its ability to perform the work quoted
- DBE engagement efforts beyond simple solicitation that include a substantive discussion, initiated as early in the acquisition process as possible (*points added for each day prior to letting*)
- Outreach and marketing efforts with minority, women, and veteran-focused organizations at least 10 days prior to bid opening
- Active involvement in WisDOT's Business Development Program, TrANS training, facilitated networking efforts, workshops
- Customized teaching/training efforts for future opportunities with DBE subcontractor, contract specific and/or annually
- Introduction and reference provided for DBE subcontractor to a prime who has not previously contracted with the DBE firm
- Prime utilization of a DBE subcontractor the prime has not contracted with previously
- Written referral/recommendation to bond/insurance agents, manufacturer, supplier
- Documented efforts fostering DBE participation through administrative and/or technical assistance
- Evidence of negotiation with the DBE firm about current and future Let opportunities
- Recommendation of local and state services that support small business and access to opportunity: DOA, SBA, WEDC, WPI, etc.
- Advice on bonding, lines of credit, or insurance as required to complete the items quoted and contract requirements

GFE EVALUATION RUBRIC – PHASE 1

	Active & Aggressive Category	Quality Category	Quantity Category	Scope & Intensity Category	Timing Category	Business Develop't Efforts	Total=
Solicitation Documentation							
Selected Work Items Documentation							
Documentation of Project Information provided to Interested DBEs							
Documentation of Negotiation with Interested DBEs							
Documentation of Sound Reason for Rejecting DBEs							
Documentation of Assistance to Interested DBEs- bonding, credit, insurance, equipment, supplies/materials							
Documentation of Outreach to Minority, Women, and Community organizations and other DBE Business Development Support							
Documentation of other GFE activities							
Overall Total=							

GFE EVALUATION RATING LEGEND – PHASE 1 – Initial Review

ACTIVE & AGGRESSIVE: Demonstrated through engaged and assertive activity

QUALITY: Demonstrated through essential character of conscientious and serious activity

QUANTITY: Demonstrated through a measurable number of activities

SCOPE & INTENSITY: Demonstrated through a rigorous approach to an appropriate and purposeful range of activities

TIMING: Demonstrated through engagement efforts beyond simple solicitation, initiated early in the process

BUSINESS DEVELOPMENT INITIATIVES: Demonstrated by efforts to support business growth and health of DBEs

Rating Scale

- Each qualifying activity is worth 5 points per Category
 - **Pro Forma efforts= 0-50 points**
Perfunctory effort characterized by routine or superficial activities
 - **Bona Fide= 55+ points**
Genuine effort characterized by sincere and earnest activities

GFE EVALUATION – PHASE 2 – Team Review

DBE Office completes:

- Review of quote comparisons submitted by Prime
- Bid analysis to confirm if any bid submitted met the DBE goal
- Review average of other bidders DBE goal achievement
- Team review of combined efforts documented in Phase 1 and 2 by apparent low bidder

Excerpt from Appendix A to 49 CFR Part 26:

V. In determining whether a bidder has made good faith efforts, it is essential to scrutinize its documented efforts. At a minimum, you must review the performance of other bidders in meeting the contract goal. For example, when the apparent successful bidder fails to meet the contract goal, but others meet it, you may reasonably raise the question of whether, with additional efforts, the apparent successful bidder could have met the goal. If the apparent successful bidder fails to meet the goal, but meets or exceeds the average DBE participation obtained by other bidders, you may view this, in conjunction with other factors, as evidence of the apparent successful bidder having made good faith efforts. As provided in §26.53(b)(2)(vi), you must also require the contractor to submit copies of each DBE and non-DBE subcontractor quote submitted to the bidder when a non-DBE subcontractor was selected over a DBE for work on the contract to review whether DBE prices were substantially higher; and contact the DBEs listed on a contractor's solicitation to inquire as to whether they were contacted by the prime. Pro forma mailings to DBEs requesting bids are not alone sufficient to satisfy good faith efforts under the rule.

APPENDIX E

Good Faith Effort Best Practices

This list is not a set of requirements; it is a list of potential strategies

Primes

- Ø Prime contractor open houses inviting DBE firms to see the bid “war room” or providing technical assistance.
- Ø Participate in speed networking and mosaic exercises as arranged by DBE office.
- Ø Host information sessions not directly associated with a bid letting.
- Ø Participate in a formal mentor protégé or joint venture with a DBE firm.
- Ø Participate in WisDOT advisory committees i.e. TRANSAC, or Mega Project committee meetings.
- Ø Facilitate a small group DBE ‘training session’ clarifying how your firm prepares for bid letting, evaluates subcontractors, preferred qualifications, and communication methods.
- Ø Encourage subcontractors to solicit and highlight DBE participation in their quotes to you.
- Ø Quality of communication, not quantity creates the best results. Contractors should be thorough in communicating with DBE firms before the bid and provide any assistance requested to assure best possible bid.

DBE

- Ø DBE firms should contact primes as soon as possible with questions regarding their quotes or bid; seven days prior is optimal.
- Ø Continually check for contract addendums on the HCCI website through the Thursday prior to letting to stay abreast of changes.
- Ø Review the status of contracts on the HCCI website reviewing the ‘apparent low bidder’ list and bid tabs at a minimum.
- Ø Prepare a portfolio or list of related projects and prime and supplier references; be sure to note transportation related projects of similar size and scope, firm expertise and staffing.
- Ø Participate in DBE office assessment programs.
- Ø Participate on advisory and mega-project committees.
- Ø Sign up to receive the DBE Contracting Update.
- Ø Consider membership in relevant industry or contractor organizations.
- Ø Active participation is a must. Quote as many projects as you can reasonably work on; quoting the primes and bidding as a prime with the Department are the only ways to get work.

APPENDIX F

Good Faith Effort Evaluation Guidance

Appendix A of 49 CFR Part 26

I. When, as a recipient, you establish a contract goal on a DOT-assisted contract for procuring construction, equipment, services, or any other purpose, a bidder must, in order to be responsible and/or responsive, make sufficient good faith efforts to meet the goal. The bidder can meet this requirement in either of two ways. First, the bidder can meet the goal, documenting commitments for participation by DBE firms sufficient for this purpose. Second, even if it doesn't meet the goal, the bidder can document adequate good faith efforts. This means that the bidder must show that it took all necessary and reasonable steps to achieve a DBE goal or other requirement of this part which, by their scope, intensity, and appropriateness to the objective, could reasonably be expected to obtain sufficient DBE participation, even if they were not fully successful.

II. In any situation in which you have established a contract goal, Part 26 requires you to use the good faith efforts mechanism of this part. As a recipient, you have the responsibility to make a fair and reasonable judgment whether a bidder that did not meet the goal made adequate good faith efforts. It is important for you to consider the quality, quantity, and intensity of the different kinds of efforts that the bidder has made, based on the regulations and the guidance in this Appendix.

The efforts employed by the bidder should be those that one could reasonably expect a bidder to take if the bidder were actively and aggressively trying to obtain DBE participation sufficient to meet the DBE contract goal. Mere pro forma efforts are not good faith efforts to meet the DBE contract requirements. We emphasize, however, that your determination concerning the sufficiency of the firm's good faith efforts is a judgment call. Determinations should not be made using quantitative formulas.

III. The Department also strongly cautions you against requiring that a bidder meet a contract goal (i.e., obtain a specified amount of DBE participation) in order to be awarded a contract, even though the bidder makes an adequate good faith efforts showing. This rule specifically prohibits you from ignoring bona fide good faith efforts.

IV. The following is a list of types of actions which you should consider as part of the bidder's good faith efforts to obtain DBE participation. It is not intended to be a mandatory checklist, nor is it intended to be exclusive or exhaustive. Other factors or types of efforts may be relevant in appropriate cases.

A. (1) Conducting market research to identify small business contractors and suppliers and soliciting through all reasonable and available means the interest of all certified DBEs that have the capability to perform the work of the contract. This may include attendance at pre-bid and business matchmaking meetings and events, advertising and/or written notices, posting of Notices of Sources Sought and/or Requests for Proposals, written notices or emails to all DBEs listed in the State's directory of transportation firms that specialize in the areas of work desired (as noted in the DBE directory) and which are located in the area or surrounding areas of the project.

(2) The bidder should solicit this interest as early in the acquisition process as practicable to allow the DBEs to respond to the solicitation and submit a timely offer for the subcontract. The bidder should determine with certainty if the DBEs are interested by taking appropriate steps to follow up initial solicitations.

B. Selecting portions of the work to be performed by DBEs in order to increase the likelihood that the DBE goals will be achieved. This includes, where appropriate, breaking out contract work items into economically feasible units (for example, smaller tasks or quantities) to facilitate DBE participation, even when the prime contractor might otherwise prefer to perform these work items with its own forces. This may include, where possible, establishing flexible timeframes for performance and delivery schedules in a manner that encourages and facilitates DBE participation.

C. Providing interested DBEs with adequate information about the plans, specifications, and requirements of the contract in a timely manner to assist them in responding to a solicitation with their offer for the subcontract.

D. (1) Negotiating in good faith with interested DBEs. It is the bidder's responsibility to make a portion of the work available to DBE subcontractors and suppliers and to select those portions of the work or material needs consistent with the available DBE subcontractors and suppliers, so as to facilitate DBE participation. Evidence of such negotiation includes the names, addresses, and telephone numbers of DBEs that were considered; a description of the information provided regarding the plans and specifications for the work selected for subcontracting; and evidence as to why additional Agreements could not be reached for DBEs to perform the work.

(2) A bidder using good business judgment would consider a number of factors in negotiating with subcontractors, including DBE subcontractors, and would take a firm's price and capabilities as well as contract goals into consideration. However, the fact that there may be some additional costs involved in finding and using DBEs is not in itself sufficient reason for a bidder's failure to meet the contract DBE goal, as long as such costs are reasonable. Also, the ability or desire of a prime contractor to perform the work of a contract with its own organization does not relieve the bidder of the responsibility to make good faith efforts. Prime contractors are not, however, required to accept higher quotes from DBEs if the price difference is excessive or unreasonable.

E. (1) Not rejecting DBEs as being unqualified without sound reasons based on a thorough investigation of their capabilities. The contractor's standing within its industry, membership in specific groups, organizations, or associations and political or social affiliations (for example union vs. non-union status) are not legitimate causes for the rejection or non-solicitation of bids in the contractor's efforts to meet the project goal. Another practice considered an insufficient good faith effort is the rejection of the DBE because its quotation for the work was not the lowest received. However, nothing in this paragraph shall be construed to require the bidder or prime contractor to accept unreasonable quotes in order to satisfy contract goals.

(2) A prime contractor's inability to find a replacement DBE at the original price is not alone sufficient to support a finding that good faith efforts have been made to replace the original DBE. The fact that the contractor has the ability and/or desire to perform the contract work with its own forces does not relieve the contractor of the obligation to make good faith efforts to find a replacement DBE, and it is not a sound basis for rejecting a prospective replacement DBE's reasonable quote.

F. Making efforts to assist interested DBEs in obtaining bonding, lines of credit, or insurance as required by the recipient or contractor.

G. Making efforts to assist interested DBEs in obtaining necessary equipment, supplies, materials, or related assistance or services.

H. Effectively using the services of available minority/women community organizations; minority/women contractors' groups; local, State, and Federal minority/women business assistance offices; and other organizations as allowed on a case-by-case basis to provide assistance in the recruitment and placement of DBEs.

V. In determining whether a bidder has made good faith efforts, it is essential to scrutinize its documented efforts. At a minimum, you must review the performance of other bidders in meeting the contract goal. For example, when the apparent successful bidder fails to meet the contract goal, but others meet it, you may reasonably raise the question of whether, with additional efforts, the apparent successful bidder could have met the goal. If the apparent successful bidder fails to meet the goal, but meets or exceeds the average DBE participation obtained by other bidders, you may view this, in conjunction with other factors, as evidence of the apparent successful bidder having made good faith efforts. As provided in §26.53(b)(2)(vi), you must also require the contractor to submit copies of each DBE and non-DBE subcontractor quote submitted to the bidder when a non-DBE subcontractor was selected over a DBE for work on the contract to review whether DBE prices were substantially higher; and contact the DBEs listed on a contractor's solicitation to inquire as to whether they were contacted by the prime. Pro forma mailings to DBEs requesting bids are not alone sufficient to satisfy good faith efforts under the rule.

VI. A promise to use DBEs after contract award is not considered to be responsive to the contract solicitation or to constitute good faith efforts.

[79 FR 59600, Oct. 2, 2014]

APPENDIX G
(SAMPLE) Forms DT1506 and DT1202

**COMMITMENT TO SUBCONTRACT TO DBE
ATTACHMENT A**

CONFIRMATION OF PARTICIPATION

Project I.D.:	Proposal Number:
Letting Date:	

Name of DBE Firm Participating in this Contract:	
Name of the Prime/Subcontractor who hired the DBE Firm: <i>(list all names of tiers if more than one)</i>	
Type of Work or Type of Material Supplied:	
Total Subcontract Value:	Total DBE Credit Value:

FOR PRIME CONTRACTORS ONLY: I certify that I made arrangements with the participating DBE firm to perform the type of work listed or supply the material indicated above for the subcontract value listed above.	Prime Contractor Representative's Signature
	Prime Contractor Representative's Name (Print Name)
	Prime Contractor (Print Company Name)
	Date

FOR PARTICIPATING DBE FIRMS ONLY: I certify that I made arrangements with the Prime Contractor or the Hiring Contractor to perform the type of work or supply the material indicated above for the subcontract value listed above. FOR DBE TRUCKING FIRMS ONLY: I certify that I will utilize, for DBE credit, only trucks listed on my WisDOT approved Schedule of Owned/Leased Vehicles for DBE Credit form and I will be utilizing the number of trucks as listed below.	Participating DBE Firm Representative's Signature & Date
	Participating DBE Firm Representative's Name (Print Name)
	Participating DBE Firm (Print Company Name)
	DBE Firm's Address:

# Owned Trucks	# Leased Trucks	# DBE-Owned Leased Trucks	# Non-DBE-Owned Leased Trucks

**DOCUMENTATION OF GOOD FAITH EFFORT**Wisconsin Department of Transportation
DT1202.....3/2020

Project ID *****	Proposal No. *****	Letting *****
Prime Contractor *****		County *****
Person Submitting Document *****		Telephone Number *****
Address *****		Email Address *****

All bidders must undertake necessary and reasonable steps to achieve the assigned DBE contract goal per federal regulatory guidance at 49 CFR Part 26. Bidders use this form to document all efforts employed to meet the assigned goal as a record of contractor good faith efforts (GFE). Refer to ASP3 or 49 CFR Part 26 for guidance on actions that demonstrate good faith effort.

It is critical to list all efforts, attach documentation, and follow the instructions to complete this submission. Documentation of good faith effort includes copies of each DBE and non-DBE subcontractor quote submitted to the bidder for the same line items. Utilize the sample documentation logs to document and organize efforts.

Submit good faith effort documentation per ASP-3 guidelines.

Instructions: Provide a narrative description of all activities pursued to demonstrate good faith efforts, any corresponding documentation, and applicable explanation on separate pages. Include the following items, organized in the order listed below.

1.→ Solicitation Documentation:

- a.→ Purpose:** To identify all reasonable and available activities the bidder performed to solicit the interest of all certified DBEs who have the capacity and ability to perform work on the project. All solicitation efforts should begin as early as possible to ensure DBEs have ample time to respond and ask questions.
- b.→ Action:** Identify and list all activities engaged in to solicit DBEs using all reasonable and available means such as written notice and follow-up communications; substantive conversations; pre-bid meetings; networking events; market research; advertising.

2.→ Selected Work Items Documentation:

- a.→ Purpose:** To ensure that all work items are broken out into economically feasible units to facilitate DBE participation. This must occur even when you prefer to perform the work yourself.
- b.→ Action:** Identify economically feasible work units to be performed by DBEs to include activities such as: list of work items to be performed; breaking up of large work items into smaller tasks or quantities; flexible time frames for performance and delivery schedules.

3.→ Documentation of Project Information provided to Interested DBEs:

- a.→ Purpose:** To provide interested DBEs with adequate information about the plans, specifications, and any other contractual requirements in a timely manner to assist DBEs in response to solicitation.
- b.→ Action:** Provide DBEs access to plans, specifications, and other contract requirements. Early solicitation allows ample opportunity to provide project information, links to Let advertisements, and substantive engagement with DBEs.

4.→ Documentation of Negotiation with Interested DBEs:

a.→ Purpose: To ensure that negotiations with interested DBEs were made in good faith providing evidence as to why agreements could not be reached for DBEs to perform work.

b.→ Action: Provide sufficient evidence to demonstrate that good faith negotiations took place. Merely sending out solicitations requesting bids from DBEs does not constitute sufficient good faith efforts. A bidder using good business judgment considers a number of factors in negotiating with all subcontractors, and the firm's price and capabilities in addition to contract goals are taken into consideration. However, the fact that there may be some additional costs involved in finding and using DBEs is not in itself sufficient reason for failing to meet the DBE goal as long as costs are reasonable. (see 49 CFR Part 26 Appendix A)

5.→ Documentation of Sound Reason for Rejecting DBEs:

a.→ Purpose: To ensure that bidders avoid rejecting DBEs as unqualified without sound reasons. Reasons for rejection must be based on thorough investigation of DBE capabilities.

b.→ Action: Provide sufficient evidence to demonstrate that DBE was rejected for sound reasons such as past performance, relevant business experience and stability, safety record, business ethic and integrity, technical capacity, other tangible factors.

6.→ Documentation of Assistance to Interested DBEs--Bonding, Credit, Insurance, Equipment, Supplies/Materials:

a.→ Purpose: To assist interested DBEs in obtaining bonds, lines of credit, insurance, equipment, supplies, materials, and other assistance or services.

b.→ Action: Assist interested DBEs in obtaining bonding, lines of credit or insurance, and provide technical assistance or information related to plans, specifications, and project requirements. Assist DBEs in obtaining equipment, supplies, materials or other services related to meeting project requirements (excluding supplies or equipment the DBE purchases from the prime).

7.→ Documentation of outreach to Minority, Women, and Community Organizations and other DBE Business Development Support:

a.→ Purpose: To effectively use the services of minority, women, and community organizations as well as contractors' groups, local, state, and federal business assistance offices and organization that provide assistance in recruiting and supporting DBEs, as well as participation in activities that support DBE business development.

b.→ Action: Contact organizations and agencies for assistance in contacting, recruiting, and providing support to DBE subcontractors, suppliers, manufacturers, and truckers at least 14 days before bid opening. Participate in or host activities such as networking events, mentor-protégé programs, small business development workshops, and others consistent with DBE support.

Return to:
 Wisconsin Department of Transportation
 DBE Program Office
 PO Box 7965
 Madison, WI 53707-7965
 DBE_Alert@dot.wi.gov

I certify that I have utilized comprehensive good faith efforts to solicit and utilize DBE firms to meet the DBE participation requirements of this contract proposal, as demonstrated by my responses and as specified in Additional Special Provision 3 (ASP-3).

I certify that the information given in the Documentation of Good Faith Efforts is true and correct to the best of my knowledge and belief.

I further understand that any willful falsification, fraudulent statement, or misrepresentation will result in appropriate sanctions, which may involve debarment and/or prosecution under applicable state (Trans 504) and Federal laws.

		(Bidder/Authorized Representative Signature)

		(Print Name)

		(Title)

Good-Faith-Effort--Sample-Documentation-Logs

The sample logs below are provided as guides rather than exhaustive list. See ASP3, Appendix A for additional examples of demonstrable good faith efforts. Attach documentation for each activity listed.

Acceptable forms of documentation include copies of solicitations sent to DBEs, notes from substantive conversations and negotiations with DBEs, copies of advertisements placed, email communications, all quotes received from DBEs and from all subcontractors who were considered alongside DBE quotes, proof of attendance at applicable networking events; flyers for events or workshops for DBEs offered by the prime, and other physical records of good faith efforts activities.

SOLICITATION LOG

Date	Activity	Name of DBE Solicited	Follow-up
4/1/2020	Sent May Let solicitation	Winterland Electric	Spoke with Mark Winterland on 4/15/20 to ask if he would quote

SELECTED WORK ITEMS SOLICITED LOG

Work Type	DBE Firm	Contact Person	Date	Contact Mode
Pavement Marking	ABC Marking	Leslie Lynch	4/1/2020	Email; phone
	#1 Marking Co.	Mark Smart	4/1/2020	Email; left VM
Electrical	Winterland Electric	Tabitha Tinker	4/3/2020	Email, left VM
	Superstar Wiring	Jose Huascar	4/3/2020	Email; phone

INFORMATION PROVIDED LOG

Request Date	DBE Firm	Information Requested & Provided	Response Date
4/1/2020	Winterland Electric	Requested info on electrical requirements; provided plan and link to specs	4/3/2020
4/21/2020	Absolute Construction	Wanted to know how and when supplies are paid for by WisDOT; referred to spec that covers stockpiling	4/21/2020

NEGOTIATIONS LOG

Date	DBE Firm	Contact Name	Work Type	Quotes Rec'd?	Considered for project?	If not selected, why?
4/12/2020	ABC Landscape	John Dean	Erosion Control	Yes	No	Cannot perform all items
4/17/2020	Wild Ferns	Sandy Lynn	Erosion Control	Yes	Yes	
4/20/2020	#1 Marking	Mark Smart	Electrical	Yes	Yes	

ASSISTANCE LOG

Date	DBE Firm	Contact Person	Assistance Provided
4/1/2020	ABC Sawing	Jackie Swiggle	Informed DBE on how to obtain bonding
4/17/2020	Supreme Construction	Winston Walters	Provided contact for wholesale supply purchase

OUTREACH & BUSINESS DEVELOPMENT LOG

Date	Agency/Organization Contacted	Contact Person	Assistance Requested
4/1/2020	Women in Construction	LaTonya Klein	Contact information for woman-owned suppliers
4/28/2020	WBIC	Sam Smith	Asked for information to provide to DBE regarding financing programs through WBIC

Official Form DT1202 can be found here: www.wisconsin.gov/DBEcontracting

ADDITIONAL SPECIAL PROVISION 4

This special provision does not limit the right of the department, prime contractor, or subcontractors at any tier to withhold payment for work not acceptably completed or work subject to an unresolved contract dispute.

Payment to First-Tier Subcontractors

Within 10 calendar days of receiving a progress payment for work completed by a subcontractor, pay the subcontractor for that work. The prime contractor may withhold payment to a subcontractor if, within 10 calendar days of receipt of that progress payment, the prime contractor provides written notification to the subcontractor and the department documenting "just cause" for withholding payment.

The prime contractor is not allowed to withhold retainage from payments due subcontractors.

Payment to Lower-Tier Subcontractors

Ensure that subcontracting agreements at all tiers provide prompt payment rights to lower-tier subcontractors that parallel those granted first-tier subcontractors in this provision.

Additional Special Provision 6**ASP 6 - Modifications to the standard specifications**

Make the following revisions to the standard specifications:

102.1 Prequalifying Bidders

Replace paragraph two with the following effective with the October 2020 letting:

- (2) Furnish a dated prequalification statement on the department's form at least 10 business days before the time set for the letting to close.

102.6 Preparing the Proposal

Replace the entire text with the following effective with the October 2020 letting:

102.6.1 General

- (1) Submit completed proposals on the department's bidding proposal described in 102.2. Submit legible information only. Write everything in ink, by typewriter, or by computer-controlled printer. Provide all dollar amounts in dollars and cents, in numerals. Attach all addenda to the submitted proposal.
- (2) Properly execute the proposal. Place the required signatures, in ink, in the space provided on the bidding proposal as indicated below:

ENTITY SUBMITTING PROPOSALREQUIRED SIGNATURE

Individual The individual or a duly authorized agent.

Partnership A partner or a duly authorized agent.

Joint venture A member or a duly authorized agent of at least one of the joint venture firms.

Corporation An authorized officer or duly authorized agent of the corporation. Also show the name of the state chartering that corporation and affix the corporate seal.

Limited liability company A manager, a member, or a duly authorized agent.

- (3) Instead of using the schedule of items provided on the department's bidding proposal, the bidder may submit a substitute schedule with the proposal. Use a format for the substitute schedule conforming to the department's guidelines for approval of a bidder-generated schedule of items. Obtain the department's written approval before using a substitute schedule.
- (4) Provide a unit price for each bid item listed in the schedule of items. Calculate and show, in the bid amount column, the products of the respective unit prices and quantities. For a lump sum bid item, show the same price in the unit price column and in the bid amount column pertaining to that bid item. Show the total bid obtained by adding the values entered in the bid amount column for the listed bid items.
- (5) If a unit price or lump sum bid already entered in the proposal needs to be altered, cross out the entered unit price or lump sum bid with ink or typewriter and enter the new price above or below and initial it in ink.
- (6) A change that the bidder makes in the proposal is not an alteration if the bidder makes that change as directed in a specific instruction contained in an addendum.

102.6.2 Disadvantaged Business Enterprise (DBE) Commitment

- (1) Before the letting is closed, submit the following documentation for proposals with a DBE goal:
1. Commitment to subcontract to DBE on department form DT1506.
 2. Attachment A for each subcontractor listed on the DT1506.
 3. If the DBE goal is not attained, certificate of good faith efforts on department form DT1202.
- (2) Within 24 hours after the letting is closed, email all supplemental documentation for the DT1202 verifying efforts made to attain the DBE goal to DBE_Alert@dot.wi.gov.

102.7.3 Department Will Reject

Replace paragraph one with the following effective with the January 2021 letting:

- (1) Proposals are irregular and the department will reject and will not post them if the bidder:
 1. Does not furnish the required proposal guaranty in the proper form and amount as specified in 102.8.
 2. Does not submit a unit price for each bid item listed, except for lump sum bid items where the bidder may show the price in the bid amount column for that bid item.
 3. Includes conditions or qualifications not provided for in the department-supplied bidding proposal.
 4. Submits a bid on a bidding proposal issued to a different bidder without obtaining departmental authorization to do so.
 5. Submits a bid that contains unauthorized revisions in the name of the party to whom the bidding proposal was issued.
 6. Submits a schedule of items with illegibly printed bid item numbers, descriptions, or unit prices.
 7. Submits a schedule of items for the wrong contract.
 8. Submits a bidder-generated schedule of items with an incorrect bid item number and incorrect description for a single bid item.
 9. Omits a bid item or bid items on a bidder-generated schedule of items.
 10. Submits a materially unbalanced bid.
 11. Does not sign the proposal.
 12. Does not submit the DBE forms and required supplemental documentation of the good faith efforts as specified in 102.6.2.

102.12 Public Opening of Proposals

Replace paragraph one with the following effective with the October 2020 letting:

- (1) The letting will close at the time and place indicated in the notice to contractors. The department will publicly open and post the total bid for each proposal on the Bid Express web site beginning at noon on the day after the letting is closed except as specified in 102.7.3 and 102.8. If a proposal has no total bid shown, the department will not post the bid. After verification for accuracy under 103.1, the department will post bid totals on the HCCI web site.

<https://wisconsin.gov/Pages/doing-business/contractors/hcci/bid-let.aspx>

103.1 Consideration of Proposals

Replace paragraph one with the following effective with the October 2020 letting:

- (1) Following the public opening of the proposals received, the department will compare them based on the summation of the products of the quantities of work listed and the contract unit prices offered. In case of discrepancies, errors, or omissions, the department will make corrections as specified in 102.7.1. In awarding contracts, the department, in addition to considering the amounts stated in the proposals, may consider one or more of the following:
 1. The responsibility of the various bidders as determined from a study of the data required under 102.1.
 2. The responsiveness of the bid as determined under 102.6.
 3. Information from other investigations that the department may make.

107.17.1 General

Replace paragraph four with the following effective with the November 2020 letting:

- (4) Comply with the railroad's rules and regulations regarding operations on or near the railroad right-of-way as follows:
 - When working on the railroad right-of-way.
 - When working within 25 feet of the track centerline or adjacent facilities, including equipment or extensions of equipment that can fall within 25 feet of the track centerline or adjacent facilities.

If the railroad's chief engineering officer requires, arrange with the railroad to obtain the services of qualified railroad employees to protect railroad traffic through the work area. Bear the cost of these services and pay the railroad directly. Notify the railroad's representative, specified in the project special provisions, in writing at least 40 business days before starting work near a track. Provide the specific time planned to start the operations.

109.6.3.3 Retainage

Delete paragraph two effective with the December 2020 letting:

450.2.1 Acronyms and Definitions

Add the following definitions to 450.2.1(2) effective with the November 2020 letting:

Butt Joint	A transverse joint between existing and newly paved surfaces, formed by milling or sawing a vertical notch into the existing surface and then paving against the notch.
Echelon Paving	Paving two or more adjacent lanes with adjacent pavers offset from each other by 200 feet or less.
Notched Wedge Joint	A longitudinal joint consisting of a wedge placed at the edge of the initially paved lane with an overlapping wedge placed on the subsequent lane.
Tandem Paving	Paving two or more adjacent lanes with adjacent pavers offset from each other by more than 200 feet.
Vertical Joint	A longitudinal joint between 2 paved lanes with a vertical or nearly vertical interface between the adjacent mats.

450.3.2.8 Jointing

Replace paragraph two with the following with the November 2020 letting:

- (2) Where placing against existing HMA pavement, saw or mill the existing mat to form a full-depth joint.

Replace paragraphs five and six with the following effective with the November 2020 letting:

- (5) At the prepave meeting, submit documentation to the engineer that includes the brand name and model of each extruding and compacting device proposed for notched wedge joint construction. Alternatively, submit pictures of fabricated wedging and compacting devices. Do not use devices before engineer approval.
- (6) For notched wedge joints, construct and shape the wedge for each layer using the engineer-approved extruding device and compacting device that will provide a uniform slope and will not restrict the main screed. Compact the wedge with a weighted roller wheel or vibratory plate compactor the same width as the wedge. Clean and apply tack coat to the wedge surface and both notches before placing the adjacent lane.
- (7) For butt and vertical joints, clean and apply tack coat to promote bonding and seal the joint.
- (8) If paving in echelon, the contractor may use a vertical or notched wedge joint. Joints paved in echelon need not be tack coated.

460.2.2.3 Aggregate Gradation Master Range

Replace table 460-1 with the following effective with the November 2020 letting:

TABLE 460-1 AGGREGATE GRADATION MASTER RANGE AND VMA REQUIREMENTS

SIEVE	PERCENT PASSING DESIGNATED SIEVES							
	NOMINAL SIZE							
	No. 1 (37.5 mm)	No. 2 (25.0 mm)	No. 3 (19.0 mm)	No. 4 (12.5 mm)	No. 5 (9.5 mm)	No. 6 (4.75 mm)	SMA No. 4 (12.5 mm)	SMA No. 5 (9.5 mm)
50.0-mm	100							
37.5-mm	90 - 100	100						
25.0-mm	90 max	90 - 100	100					
19.0-mm	—	90 max	90 - 100	100			100	
12.5-mm	—	—	90 max	90 - 100	100		90 - 97	100
9.5-mm	—	—	—	90 max	90 - 100	100	58 - 80	90 - 100
4.75-mm	—	—	—	—	90 max	90 - 100	25 - 35	35 - 45
2.36-mm	15 - 41	19 - 45	23 - 49	28 - 58	32 - 67	90 max	15 - 25	18 - 28
1.18-mm	—	—	—	—	—	30 - 55	—	—
0.60-mm	—	—	—	—	—	—	18 max	18 max
0.075-mm	0 - 6.0	1.0 - 7.0	2.0 - 8.0	2.0 - 10.0	2.0 - 10.0	6.0 - 13.0	8.0 - 11.0	8.0 - 12.0
% VMA	11.0 min	12.0 min	13.0 min	14.0 min ^[1]	15.0 min ^[2]	16.0 - 17.5	16.0 min	17.0 min

^[1] 14.5 for LT and MT mixes.

^[2] 15.5 for LT and MT mixes.

522.2 Materials

Replace paragraph three with the following effective with the January 2021 letting:

- (3) Manufacture precast reinforced concrete pipe, cattle pass, and apron endwalls in a plant listed under precast concrete fabricators on the APL. Conform to the specified AASHTO standard materials requirements except as follows:
- The contractor may use cement conforming to 501.2.1 or may substitute for portland cement at the time of batching conforming to 501.2.6 for fly ash, 501.2.7 for slag, or 501.2.8 for other pozzolans. In either case the maximum total supplementary cementitious content is limited to 30 percent of the total cementitious content by weight.

532.2.1 General

Replace paragraph one with the following effective with the November 2020 letting:

- (1) Furnish structural steel conforming to ASTM as follows:

<= 1/2 inch thick structural tube and pipe ASTM A500 grade C
 > 1/2 inch thick structural tube and pipe API 5L PSL 2 grade 46 or ASTM 1085
 Tapered vertical supports ASTM A595 grade A or ASTM A572 grade 55
 Multi-sided or greater than 26-inch diameter round tapered poles ASTM A572 grade 65
 Structural angles and plates ASTM A709 grade 36

532.3.8 Acceptance and Inspection

Add the following new subsection effective with the November 2020 letting:

532.3.8 Acceptance and Inspection

- (1) Demonstrate to the engineer that electrical and mechanical systems for each high mast tower installation are fully operational. The department will not accept an installation until the engineer is satisfied that it functions properly.
- (2) Inspect completed "S" or "L" designated structures before opening to public traffic conforming to the BOS structure inspection manual part 4 for sign, signal, and high mast towers available at:

<https://wisconsindot.gov/Pages/doing-bus/eng-consultants/cnslt-rsrcs/strct/inspection-manual.aspx>

Ensure that a department-certified active team leader for sign/signal inspections, listed on the department's highway structures information system (HSIS) website, performs inspections. Conform to the following:

- Notify the engineer at least 5 business days before inspection.
- Ensure that the team leader performing inspections submits the signed inspection reports and provides punch list items as maintenance items in the inspection report to the engineer within one business day after completing each inspection. Submit that signed final inspection report to the engineer and HSIS at:

<https://wisconsindot.gov/Pages/doing-bus/eng-consultants/cnslt-rsrcs/strct/hsi.aspx>

- Notify the engineer and region ancillary structure project manager upon completion of the punch list items.

550.2.1 Steel Piles and Pile Shells

Replace paragraph three with the following effective with the November 2020 letting:

- (3) For steel pipe sections and steel pile shells for cast-in-place concrete piles, use ASTM A252 grade 3 steel.

608.2.1 Pipe

Replace paragraph three with the following effective with the January 2021 letting:

- (3) Manufacture precast reinforced concrete pipe for storm sewer in a plant listed under precast concrete fabricators on the APL. Conform to the specified AASHTO materials requirements for the class of precast concrete pipe specified except as follows:
 - The contractor may use cement conforming to 501.2.1 or may substitute for portland cement at the time of batching conforming to 501.2.6 for fly ash, 501.2.7 for slag, or 501.2.8 for other pozzolans. In either case the maximum total supplementary cementitious content is limited to 30 percent of the total cementitious content by weight.

611.2 Materials

Replace paragraph three with the following effective with the January 2021 letting:

- (3) For precast structures conform to AASHTO M199 for circular structures and ASTM C913 for square and rectangular structures. Manufacture in a plant listed under precast concrete fabricators on the APL. Conform to the specified AASHTO materials requirements for the structure specified except as follows:
 - Use concrete with 4700 pounds or more cementitious material per cubic yard.
 - The contractor may use cement conforming to 501.2.1 or may substitute for portland cement at the time of batching conforming to 501.2.6 for fly ash, 501.2.7 for slag, or 501.2.8 for other pozzolans. In either case the maximum total supplementary cementitious content is limited to 30 percent of the total cementitious content by weight.
 - For wet cast use air-entrained concrete with 7.0 percent +/- 1.5 percent air content.

614.3.2.1 Installing Posts

Replace paragraphs four and five with the following effective with the December 2020 letting:

- (4) For bid items 614.0220, 0230, and 2500; do not trim posts before installation and mark one face of each post as follows:

- Draw an embedment depth line.
- Above the embedment line, write the post length.
- Posts 3 through 8 of bid item 614.0220 do not require marking.

Install posts with the markings on the roadway side. Ensure the markings remain on the posts until guardrail final acceptance.

- (5) Ensure that posts are at least the minimum length and minimum embedment the plans show before cutting post tops to the finished elevation. After installation, the engineer may direct the contractor to remove and re-install up to 5% of the posts to verify they were placed to the required plan depth. If a post is embedded less than the required plan depth, the engineer may direct additional sampling. Re-install sampled posts at the locations and to the depths the plans show. Replace posts and other components that are damaged during sampling.
- (6) Provide offset block-mounted reflectors as the plans show.

650.3.7 Structure Layout Staking

Replace the entire text with the following effective with the January 2021 letting:

- (1) Set construction stakes or marks on a line offset from the structure centerline or on a reference line, whichever is appropriate, for both roadway and substructure units. Establish the plan horizontal and vertical positions to the required accuracy. Also, set and maintain stakes and marks as necessary to support the method of operations. Locate stakes and marks to within 0.02 feet of the true horizontal position, and establish the grade elevation to within 0.01 feet of true vertical position.
- (2) For girder bridges, the department will compute deck grades with contractor-supplied girder elevation data.
- (3) For slab span bridges, the department will compute slab grades using contractor-supplied falsework settlement and deflection data at tenth points along slab edges, the crown, and reference line locations. Before releasing falsework, survey top-of-slab elevations at the centerline of the abutments and at the 5/10th point along slab edges, the crown, and reference line locations to verify the camber.

710.2 Small Quantities

Replace paragraph one with the following effective with the November 2020 letting:

- (1) For contracts with only small quantities of material subject to testing, as defined under specific contract QMP provisions, modify the requirements of 710 as follows:
1. The contractor may submit an abbreviated quality control plan as allowed in 701.1.2.3.
 2. The engineer may accept aggregate based on documented previous testing and non-random start-up gradation testing as allowed in 710.5.6.1.

710.4 Concrete Mixes

Replace paragraph two with the following effective with the January 2021 letting:

- (2) At least 3 business days before producing concrete, document that materials conform to 501 unless the engineer allows or individual QMP specifications provide otherwise. Include the following:
1. For mixes: quantities per cubic yard expressed as SSD weights and net water, water to cementitious material ratio, and air content.
 2. For cementitious materials and admixtures: type, brand, and source.
 3. For aggregates: absorption, SSD bulk specific gravity, wear, soundness, freeze thaw test results if required, and air correction factor. Also include proposed combined gradation limits and target individual gradations, including P200 limits..

710.5.6 Aggregate Testing

Replace the entire text with the following effective with the January 2021 letting:

710.5.6.1 General

- (1) Test aggregate gradations during concrete production. The department will accept non-random start-up testing during concrete production for the following:
 - Small quantities, as defined in 715.1.1.2, of class I concrete placed under 715.
 - Less than 400 cubic yards of class II ancillary concrete placed under the contract.

710.5.6.2 Gradation Testing During Concrete Production

- (1) Test aggregate gradation during concrete production batching either at a central mix batch plant or at a ready mix plant. The contractor's concrete production QC tests can be used for the same mix design on multiple contracts.
- (2) Conform to combined gradation limits either calculated using department form WS3012 or custom limits approved as a part of the contractor's quality control plan. For class II concrete, also conform to the additional combined gradation requirements specified for class I concrete in 715.2.2.
- (3) Determine the complete gradation using a washed analysis for both fine and coarse aggregates. Report results for the 1 1/2", 1", 3/4", 1/2", 3/8", #4, #8, #16, #30, #50, #100, and #200 sieves.
- (4) Contractor QC testing frequency is based on the cumulative plant production for each mix design across multiple WisDOT contracts.

TABLE 710-1 PLANT PRODUCTION QC GRADATION TESTING FREQUENCY

Daily Plant Production Rate for WisDOT Work	Minimum QC Frequency per Stockpile
250 cubic yards or less	one test per cumulative total of 250 cubic yards
more than 250 through 1000 cubic yards	one test per day
more than 1000 cubic yards	two tests per day

- (5) Department QV testing frequency is based on the quantity of each mix design placed under each individual WisDOT contract.

TABLE 710-2 CONTRACT PLACEMENT QV GRADATION TESTING FREQUENCY

Anticipated Daily Placement Rate Each WisDOT Contract	Minimum QV Frequency per Stockpile
less than or equal to 1000 cubic yards	one test per 5 days of placement
more than 1000 cubic yards	two tests per 5 days of placement

715.2.2 Combined Aggregate Gradation

Replace the entire text with the following effective with the January 2021 letting:

- (1) Ensure that the combined aggregate gradation conforms to the following, expressed as weight percentages of the total aggregate:
 1. One hundred percent passes the 2-inch sieve.
 2. For mixes containing size No. 2 stone, the percent passing the 1-inch sieve is less than or equal to 89. The engineer may waive this requirement if the clear spacing between reinforcing bars is less than 2 inches.
 3. The percent passing the No. 4 sieve is less than or equal to 42, except if the coarse aggregate is completely composed of crushed stone, up to 47 percent may pass the No. 4 sieve. For pavement, coarse aggregate may be completely composed of crushed concrete, in which case up to 47 percent may pass the No. 4 sieve.
 4. The percent passing the No. 200 sieve is less than or equal to 2.3 percent.

716.2.1 Class II Concrete

Replace paragraphs four through six with the following effective with the November 2020 letting:

- (4) Provide concrete with a 28-day compressive strength that equals or exceeds the following:
 - If the contract specifies f'_c , then f'_c .
 - If the contract does not specify f'_c , then 3000 psi.

ERRATA

101.3 Definitions

Adopt AASHTO change order definition.

Change order A written order to the contractor detailing changes to the specified work quantities or modifications within the scope of the original contract..

Delete existing contract change order, contract modification, and contract revision definitions.

460.2.7(1) HMA Mixture Design

Correct table 460-2 errata by eliminating plasticity index requirements for LT, MT, and HT mixes.

TABLE 460-2 MIXTURE REQUIREMENTS

Mixture type	LT	MT	HT	SMA
LA Wear (AASHTO T96)				
100 revolutions(max % loss)	13	13	13	13
500 revolutions(max % loss)	50	45	45	35
Soundness (AASHTO T104) (sodium sulfate, max % loss)	12	12	12	12
Freeze/Thaw (AASHTO T103 as modified in CMM 860.2.7) (specified counties, max % loss)	18	18	18	18
Fractured Faces (ASTM D5821 as modified in CMM 860.7.2) (one face/2 face, % by count)	65/___	75 / 60	98 / 90	100/90
Flat & Elongated (ASTM D4791) (max %, by weight)	5 (5:1 ratio)	5 (5:1 ratio)	5 (5:1 ratio)	20 (3:1 ratio)
Fine Aggregate Angularity (AASHTO T304, method A, min)	40 ^[1]	43 ^[1]	45	45
Sand Equivalency (AASHTO T176, min)	40	40 ^[2]	45	50
Clay Lumps and Friable Particle in Aggregate (AASHTO T112)	<= 1%	<= 1%	<= 1%	<= 1%
Plasticity Index of Material Added to Mix Design as Mineral Filler (AASHTO T89/90)				<= 4
Gyratory Compaction				
Gyrations for Nini	6	7	8	7
Gyrations for Ndes	40	75	100	65
Gyrations for Nmax	60	115	160	100
Air Voids, %Va (%Gmm Ndes)	4.0 (96.0)	4.0 (96.0)	4.0 (96.0)	4.5 (95.5)
% Gmm Nini	<= 91.5 ^[3]	<= 89.0 ^[3]	<= 89.0	___
% Gmm Nmax	<= 98.0	<= 98.0	<= 98.0	<= 98.0
Dust to Binder Ratio ^[4] (% passing 0.075/Pbe)	0.6 - 1.2 ^[5]	0.6 - 1.2 ^[5]	0.6 - 1.2 ^[5]	1.2 - 2.0
Voids filled with Binder (VFB or VFA, %)	68 - 80 ^[6] ^[8]	65 - 75 ^[6] ^[7] ^[9]	65 - 75 ^[6] ^[7] ^[9]	70 - 80
Tensile Strength Ratio (TSR) (AASHTO T283) ^[10] ^[11]				
no antistripping additive	0.75 min	0.75 min	0.75 min	0.80 min
with antistripping additive	0.80 min	0.80 min	0.80 min	0.80 min
Draindown (AASHTO T305) (%)	___	___	___	<= 0.30
Minimum Effective Asphalt Content, Pbe (%)	___	___	___	5.5

^[1] For No 6 (4.75 mm) nominal maximum size mixes, the specified fine aggregate angularity is 43 for LT and 45 MT mixes.

^[2] For No 6 (4.75 mm) nominal maximum size mixes, the specified sand equivalency is 43 for MT mixes.

^[3] The percent maximum density at initial compaction is only a guideline.

^[4] For a gradation that passes below the boundaries of the caution zone (ref. AASHTO M323), the dust to binder ratio limits are 0.6 - 1.6.

^[5] For No 6 (4.75 mm) nominal maximum size mixes, the specified dust to binder ratio limits are 1.0 - 2.0 for LT mixes and 1.5 - 2.0 for MT and HT mixes.

^[6] For No. 6 (4.75mm) nominal maximum size mixes, the specified VFB is 67 - 79 percent for LT mixes and 66 - 77 percent for MT and HT mixes.

^[7] For No. 5 (9.5mm) and No. 4 (12.5 mm) nominal maximum size mixtures, the specified VFB range is 70 - 76 percent.

^[8] For No. 2 (25.0mm) nominal maximum size mixes, the specified VFB lower limit is 67 percent.

^[9] For No. 1 (37.5mm) nominal maximum size mixes, the specified VFB lower limit is 67 percent.

^[10] WisDOT eliminates freeze-thaw conditioning cycles from the TSR test procedure.

^[11] Run TSR at asphalt content corresponding to 3.0% air void regressed design, or 4.5% air void design for SMA, using distilled water for testing.

513.2.1(2) General

Correct errata by changing the CMM reference from 875.2 to 875.4.

- (2) Conform to the department's certification method of acceptance, as defined in CMM 875.4, for railing and railing components. Furnish a certificate of compliance for miscellaneous hardware.
-

531.1(1) Description

Correct errata by adding structural steel sign supports constructed under 635.

- (1) This section describes constructing drilled shaft foundations for the following:
- Overhead sign structures constructed under 532.
 - High mast light towers constructed under 532.
 - Structural steel sign supports constructed under 635.
 - Camera poles constructed under 677.
-

635.3.1(1) Structural Steel Sign Supports

Correct errata by adding "type NS" concrete footings.

- (1) Locate and erect the supports as specified for placement and orientation in 637.3.3.2. Construct Type NS concrete footings conforming to 531.
-

654.5(2) Payment

Correct errata by changing excavating to drilling.

- (2) Payment for the Bases bid items is full compensation for providing concrete bases; for embedded conduit and electrical components; for anchor templates, rods, nuts, and washers; for bar steel reinforcement; and for drilling and backfilling.
-

ADDITIONAL SPECIAL PROVISION 7

- A. Reporting 1st Tier and DBE Payments During Construction
1. Comply with reporting requirements specified in the department's Civil Rights Compliance, Contractor's User Manual, Sublets and Payments.
 2. Report payments to all DBE firms within 10 calendar days of receipt of a progress payment by the department or a contractor for work performed, materials furnished, or materials stockpiled by a DBE firm. Report the payment as specified in A(1) for all work satisfactorily performed and for all materials furnished or stockpiled.
 3. Report payments to all first tier subcontractor relationships within 10 calendar days of receipt of a progress payment by the department for work performed. Report the payment as specified in A(1) for all work satisfactorily performed.
 4. All tiers shall report payments as necessary to comply with the DBE payment requirement as specified in A(2).
 5. Require all first tier relationships, DBE firms and all other tier relationships necessary to comply with the DBE payment requirement in receipt of a progress payment by contractor to acknowledge receipt of payment as specified in A(1), (2), (3) and (4).
 6. All agreements made by a contractor shall include the provisions in A(1), (2), (3), (4) and (5), and shall be binding on all first tier subcontractor relationships and all contractors and subcontractors utilizing DBE firms on the project.
- B. Costs for conforming to this special provision are incidental to the contract.

NOTE: CRCS Prime Contractor payment is currently not automated and will need to be manually loaded into the Civil Rights Compliance System. Copies of prime contractor payments received (check or ACH) will have to be forwarded to paul.ndon@dot.wi.gov within 5 days of payment receipt to be logged manually.

***Additionally, for information on Subcontractor Sublet assignments, Subcontractor Payments and Payment Tracking, please refer to the CRCS Payment and Sublets manual at:

<https://wisconsindot.gov/Documents/doing-bus/civil-rights/labornwage/crcs-payments-sublets-manual.pdf>

ADDITIONAL SPECIAL PROVISION 9

Electronic Certified Payroll or Labor Data Submittal

(1) Use the department's Civil Rights Compliance System (CRCS) to electronically submit certified payroll reports for contracts with federal funds and labor data for contracts with state funds only. Details are available online through the department's highway construction contractor information (HCCI) site on the Labor, Wages, and EEO Information page at:

<https://wisconsindot.gov/Pages/doing-bus/civil-rights/labornwage/default.aspx>

(2) Ensure that all tiers of subcontractors, including all trucking firms, either submit their weekly certified payroll reports (contracts with federal funds) or labor data (contracts with state funds only) electronically through CRCS. These payrolls or labor data are due within seven calendar days following the close of the payroll period. Every firm providing physical labor towards completing the project is a subcontractor under this special provision.

(3) Upon receipt of contract execution, promptly make all affected firms aware of the requirements under this special provision and arrange for them to receive CRCS training as they are about to begin their submittals. The department will provide training either in a classroom setting at one of our regional offices or by telephone. Contact Paul Ndon at (414) 438-4584 to schedule the training.

(4) The department will reject all paper submittals for information required under this special provision. All costs for conforming to this special provision are incidental to the contract.

(5) Firms wishing to export payroll/labor data from their computer system into CRCS should have their payroll coordinator contact Paul Ndon at paul.ndon@dot.wi.gov. Not every contractor's payroll system is capable of producing export files. For details, see Section 4.8 CPR Auto Submit (Data Mapping) on pages 49-50; 66-71 of the CRCS Payroll Manual at:

<https://wisconsindot.gov/Documents/doing-bus/civil-rights/labornwage/crcs-payroll-manual.pdf>

REQUIRED CONTRACT PROVISIONS FEDERAL-AID CONSTRUCTION CONTRACTS

- I. General
- II. Nondiscrimination
- III. Nonsegregated Facilities
- IV. Davis-Bacon and Related Act Provisions
- V. Contract Work Hours and Safety Standards Act Provisions
- VI. Subletting or Assigning the Contract
- VII. Safety: Accident Prevention
- VIII. False Statements Concerning Highway Projects
- IX. Implementation of Clean Air Act and Federal Water Pollution Control Act
- X. Compliance with Governmentwide Suspension and Debarment Requirements
- XI. Certification Regarding Use of Contract Funds for Lobbying

ATTACHMENTS

A. Employment and Materials Preference for Appalachian Development Highway System or Appalachian Local Access Road Contracts (included in Appalachian contracts only)

I. GENERAL

1. Form FHWA-1273 must be physically incorporated in each construction contract funded under Title 23 (excluding emergency contracts solely intended for debris removal). The contractor (or subcontractor) must insert this form in each subcontract and further require its inclusion in all lower tier subcontracts (excluding purchase orders, rental agreements and other agreements for supplies or services).

The applicable requirements of Form FHWA-1273 are incorporated by reference for work done under any purchase order, rental agreement or agreement for other services. The prime contractor shall be responsible for compliance by any subcontractor, lower-tier subcontractor or service provider.

Form FHWA-1273 must be included in all Federal-aid design-build contracts, in all subcontracts and in lower tier subcontracts (excluding subcontracts for design services, purchase orders, rental agreements and other agreements for supplies or services). The design-builder shall be responsible for compliance by any subcontractor, lower-tier subcontractor or service provider.

Contracting agencies may reference Form FHWA-1273 in bid proposal or request for proposal documents, however, the Form FHWA-1273 must be physically incorporated (not referenced) in all contracts, subcontracts and lower-tier subcontracts (excluding purchase orders, rental agreements and other agreements for supplies or services related to a construction contract).

2. Subject to the applicability criteria noted in the following sections, these contract provisions shall apply to all work performed on the contract by the contractor's own organization and with the assistance of workers under the contractor's immediate superintendence and to all work performed on the contract by piecework, station work, or by subcontract.

3. A breach of any of the stipulations contained in these Required Contract Provisions may be sufficient grounds for withholding of progress payments, withholding of final payment, termination of the contract, suspension / debarment or any other action determined to be appropriate by the contracting agency and FHWA.

4. Selection of Labor: During the performance of this contract, the contractor shall not use convict labor for any purpose within the limits of a construction project on a Federal-aid highway unless it is labor performed by convicts who are on parole, supervised release, or probation. The term Federal-aid highway does not include roadways functionally classified as local roads or rural minor collectors.

II. NONDISCRIMINATION

The provisions of this section related to 23 CFR Part 230 are applicable to all Federal-aid construction contracts and to all related construction subcontracts of \$10,000 or more. The provisions of 23 CFR Part 230 are not applicable to material supply, engineering, or architectural service contracts.

In addition, the contractor and all subcontractors must comply with the following policies: Executive Order 11246, 41 CFR 60, 29 CFR 1625-1627, Title 23 USC Section 140, the Rehabilitation Act of 1973, as amended (29 USC 794), Title VI of the Civil Rights Act of 1964, as amended, and related regulations including 49 CFR Parts 21, 26 and 27; and 23 CFR Parts 200, 230, and 633.

The contractor and all subcontractors must comply with: the requirements of the Equal Opportunity Clause in 41 CFR 60-1.4(b) and, for all construction contracts exceeding \$10,000, the Standard Federal Equal Employment Opportunity Construction Contract Specifications in 41 CFR 60-4.3.

Note: The U.S. Department of Labor has exclusive authority to determine compliance with Executive Order 11246 and the policies of the Secretary of Labor including 41 CFR 60, and 29 CFR 1625-1627. The contracting agency and the FHWA have the authority and the responsibility to ensure compliance with Title 23 USC Section 140, the Rehabilitation Act of 1973, as amended (29 USC 794), and Title VI of the Civil Rights Act of 1964, as amended, and related regulations including 49 CFR Parts 21, 26 and 27; and 23 CFR Parts 200, 230, and 633.

The following provision is adopted from 23 CFR 230, Appendix A, with appropriate revisions to conform to the U.S. Department of Labor (US DOL) and FHWA requirements.

1. Equal Employment Opportunity: Equal employment opportunity (EEO) requirements not to discriminate and to take affirmative action to assure equal opportunity as set forth under laws, executive orders, rules, regulations (28 CFR 35, 29 CFR 1630, 29 CFR 1625-1627, 41 CFR 60 and 49 CFR 27) and orders of the Secretary of Labor as modified by the provisions prescribed herein, and imposed pursuant to 23 U.S.C. 140 shall constitute the EEO and specific affirmative action standards for the contractor's project activities under

this contract. The provisions of the Americans with Disabilities Act of 1990 (42 U.S.C. 12101 et seq.) set forth under 28 CFR 35 and 29 CFR 1630 are incorporated by reference in this contract. In the execution of this contract, the contractor agrees to comply with the following minimum specific requirement activities of EEO:

a. The contractor will work with the contracting agency and the Federal Government to ensure that it has made every good faith effort to provide equal opportunity with respect to all of its terms and conditions of employment and in their review of activities under the contract.

b. The contractor will accept as its operating policy the following statement:

"It is the policy of this Company to assure that applicants are employed, and that employees are treated during employment, without regard to their race, religion, sex, color, national origin, age or disability. Such action shall include: employment, upgrading, demotion, or transfer; recruitment or recruitment advertising; layoff or termination; rates of pay or other forms of compensation; and selection for training, including apprenticeship, pre-apprenticeship, and/or on-the-job training."

2. EEO Officer: The contractor will designate and make known to the contracting officers an EEO Officer who will have the responsibility for and must be capable of effectively administering and promoting an active EEO program and who must be assigned adequate authority and responsibility to do so.

3. Dissemination of Policy: All members of the contractor's staff who are authorized to hire, supervise, promote, and discharge employees, or who recommend such action, or who are substantially involved in such action, will be made fully cognizant of, and will implement, the contractor's EEO policy and contractual responsibilities to provide EEO in each grade and classification of employment. To ensure that the above agreement will be met, the following actions will be taken as a minimum:

a. Periodic meetings of supervisory and personnel office employees will be conducted before the start of work and then not less often than once every six months, at which time the contractor's EEO policy and its implementation will be reviewed and explained. The meetings will be conducted by the EEO Officer.

b. All new supervisory or personnel office employees will be given a thorough indoctrination by the EEO Officer, covering all major aspects of the contractor's EEO obligations within thirty days following their reporting for duty with the contractor.

c. All personnel who are engaged in direct recruitment for the project will be instructed by the EEO Officer in the contractor's procedures for locating and hiring minorities and women.

d. Notices and posters setting forth the contractor's EEO policy will be placed in areas readily accessible to employees, applicants for employment and potential employees.

e. The contractor's EEO policy and the procedures to implement such policy will be brought to the attention of employees by means of meetings, employee handbooks, or other appropriate means.

4. Recruitment: When advertising for employees, the contractor will include in all advertisements for employees the notation: "An Equal Opportunity Employer." All such advertisements will be placed in publications having a large circulation among minorities and women in the area from which the project work force would normally be derived.

a. The contractor will, unless precluded by a valid bargaining agreement, conduct systematic and direct recruitment through public and private employee referral sources likely to yield qualified minorities and women. To meet this requirement, the contractor will identify sources of potential minority group employees, and establish with such identified sources procedures whereby minority and women applicants may be referred to the contractor for employment consideration.

b. In the event the contractor has a valid bargaining agreement providing for exclusive hiring hall referrals, the contractor is expected to observe the provisions of that agreement to the extent that the system meets the contractor's compliance with EEO contract provisions. Where implementation of such an agreement has the effect of discriminating against minorities or women, or obligates the contractor to do the same, such implementation violates Federal nondiscrimination provisions.

c. The contractor will encourage its present employees to refer minorities and women as applicants for employment. Information and procedures with regard to referring such applicants will be discussed with employees.

5. Personnel Actions: Wages, working conditions, and employee benefits shall be established and administered, and personnel actions of every type, including hiring, upgrading, promotion, transfer, demotion, layoff, and termination, shall be taken without regard to race, color, religion, sex, national origin, age or disability. The following procedures shall be followed:

a. The contractor will conduct periodic inspections of project sites to insure that working conditions and employee facilities do not indicate discriminatory treatment of project site personnel.

b. The contractor will periodically evaluate the spread of wages paid within each classification to determine any evidence of discriminatory wage practices.

c. The contractor will periodically review selected personnel actions in depth to determine whether there is evidence of discrimination. Where evidence is found, the contractor will promptly take corrective action. If the review indicates that the discrimination may extend beyond the actions reviewed, such corrective action shall include all affected persons.

d. The contractor will promptly investigate all complaints of alleged discrimination made to the contractor in connection with its obligations under this contract, will attempt to resolve such complaints, and will take appropriate corrective action within a reasonable time. If the investigation indicates that the discrimination may affect persons other than the complainant, such corrective action shall include such other persons. Upon completion of each investigation, the contractor will inform every complainant of all of their avenues of appeal.

6. Training and Promotion:

a. The contractor will assist in locating, qualifying, and increasing the skills of minorities and women who are

applicants for employment or current employees. Such efforts should be aimed at developing full journey level status employees in the type of trade or job classification involved.

b. Consistent with the contractor's work force requirements and as permissible under Federal and State regulations, the contractor shall make full use of training programs, i.e., apprenticeship, and on-the-job training programs for the geographical area of contract performance. In the event a special provision for training is provided under this contract, this subparagraph will be superseded as indicated in the special provision. The contracting agency may reserve training positions for persons who receive welfare assistance in accordance with 23 U.S.C. 140(a).

c. The contractor will advise employees and applicants for employment of available training programs and entrance requirements for each.

d. The contractor will periodically review the training and promotion potential of employees who are minorities and women and will encourage eligible employees to apply for such training and promotion.

7. Unions: If the contractor relies in whole or in part upon unions as a source of employees, the contractor will use good faith efforts to obtain the cooperation of such unions to increase opportunities for minorities and women. Actions by the contractor, either directly or through a contractor's association acting as agent, will include the procedures set forth below:

a. The contractor will use good faith efforts to develop, in cooperation with the unions, joint training programs aimed toward qualifying more minorities and women for membership in the unions and increasing the skills of minorities and women so that they may qualify for higher paying employment.

b. The contractor will use good faith efforts to incorporate an EEO clause into each union agreement to the end that such union will be contractually bound to refer applicants without regard to their race, color, religion, sex, national origin, age or disability.

c. The contractor is to obtain information as to the referral practices and policies of the labor union except that to the extent such information is within the exclusive possession of the labor union and such labor union refuses to furnish such information to the contractor, the contractor shall so certify to the contracting agency and shall set forth what efforts have been made to obtain such information.

d. In the event the union is unable to provide the contractor with a reasonable flow of referrals within the time limit set forth in the collective bargaining agreement, the contractor will, through independent recruitment efforts, fill the employment vacancies without regard to race, color, religion, sex, national origin, age or disability; making full efforts to obtain qualified and/or qualifiable minorities and women. The failure of a union to provide sufficient referrals (even though it is obligated to provide exclusive referrals under the terms of a collective bargaining agreement) does not relieve the contractor from the requirements of this paragraph. In the event the union referral practice prevents the contractor from meeting the obligations pursuant to Executive Order 11246, as amended, and these special provisions, such contractor shall immediately notify the contracting agency.

8. Reasonable Accommodation for Applicants / Employees with Disabilities: The contractor must be familiar

with the requirements for and comply with the Americans with Disabilities Act and all rules and regulations established there under. Employers must provide reasonable accommodation in all employment activities unless to do so would cause an undue hardship.

9. Selection of Subcontractors, Procurement of Materials and Leasing of Equipment: The contractor shall not discriminate on the grounds of race, color, religion, sex, national origin, age or disability in the selection and retention of subcontractors, including procurement of materials and leases of equipment. The contractor shall take all necessary and reasonable steps to ensure nondiscrimination in the administration of this contract.

a. The contractor shall notify all potential subcontractors and suppliers and lessors of their EEO obligations under this contract.

b. The contractor will use good faith efforts to ensure subcontractor compliance with their EEO obligations.

10. Assurance Required by 49 CFR 26.13(b):

a. The requirements of 49 CFR Part 26 and the State DOT's U.S. DOT-approved DBE program are incorporated by reference.

b. The contractor or subcontractor shall not discriminate on the basis of race, color, national origin, or sex in the performance of this contract. The contractor shall carry out applicable requirements of 49 CFR Part 26 in the award and administration of DOT-assisted contracts. Failure by the contractor to carry out these requirements is a material breach of this contract, which may result in the termination of this contract or such other remedy as the contracting agency deems appropriate.

11. Records and Reports: The contractor shall keep such records as necessary to document compliance with the EEO requirements. Such records shall be retained for a period of three years following the date of the final payment to the contractor for all contract work and shall be available at reasonable times and places for inspection by authorized representatives of the contracting agency and the FHWA.

a. The records kept by the contractor shall document the following:

(1) The number and work hours of minority and non-minority group members and women employed in each work classification on the project;

(2) The progress and efforts being made in cooperation with unions, when applicable, to increase employment opportunities for minorities and women; and

(3) The progress and efforts being made in locating, hiring, training, qualifying, and upgrading minorities and women;

b. The contractors and subcontractors will submit an annual report to the contracting agency each July for the duration of the project, indicating the number of minority, women, and non-minority group employees currently engaged in each work classification required by the contract work. This information is to be reported on [Form FHWA-1391](#). The staffing data should represent the project work force on board in all or any part of the last payroll period preceding the end of July. If on-the-job training is being required by special provision, the contractor

will be required to collect and report training data. The employment data should reflect the work force on board during all or any part of the last payroll period preceding the end of July.

III. NONSEGREGATED FACILITIES

This provision is applicable to all Federal-aid construction contracts and to all related construction subcontracts of \$10,000 or more.

The contractor must ensure that facilities provided for employees are provided in such a manner that segregation on the basis of race, color, religion, sex, or national origin cannot result. The contractor may neither require such segregated use by written or oral policies nor tolerate such use by employee custom. The contractor's obligation extends further to ensure that its employees are not assigned to perform their services at any location, under the contractor's control, where the facilities are segregated. The term "facilities" includes waiting rooms, work areas, restaurants and other eating areas, time clocks, restrooms, washrooms, locker rooms, and other storage or dressing areas, parking lots, drinking fountains, recreation or entertainment areas, transportation, and housing provided for employees. The contractor shall provide separate or single-user restrooms and necessary dressing or sleeping areas to assure privacy between sexes.

IV. DAVIS-BACON AND RELATED ACT PROVISIONS

This section is applicable to all Federal-aid construction projects exceeding \$2,000 and to all related subcontracts and lower-tier subcontracts (regardless of subcontract size). The requirements apply to all projects located within the right-of-way of a roadway that is functionally classified as Federal-aid highway. This excludes roadways functionally classified as local roads or rural minor collectors, which are exempt. Contracting agencies may elect to apply these requirements to other projects.

The following provisions are from the U.S. Department of Labor regulations in 29 CFR 5.5 "Contract provisions and related matters" with minor revisions to conform to the FHWA-1273 format and FHWA program requirements.

1. Minimum wages

a. All laborers and mechanics employed or working upon the site of the work, will be paid unconditionally and not less often than once a week, and without subsequent deduction or rebate on any account (except such payroll deductions as are permitted by regulations issued by the Secretary of Labor under the Copeland Act (29 CFR part 3)), the full amount of wages and bona fide fringe benefits (or cash equivalents thereof) due at time of payment computed at rates not less than those contained in the wage determination of the Secretary of Labor which is attached hereto and made a part hereof, regardless of any contractual relationship which may be alleged to exist between the contractor and such laborers and mechanics.

Contributions made or costs reasonably anticipated for bona fide fringe benefits under section 1(b)(2) of the Davis-Bacon Act on behalf of laborers or mechanics are considered wages paid to such laborers or mechanics, subject to the provisions

of paragraph 1.d. of this section; also, regular contributions made or costs incurred for more than a weekly period (but not less often than quarterly) under plans, funds, or programs which cover the particular weekly period, are deemed to be constructively made or incurred during such weekly period. Such laborers and mechanics shall be paid the appropriate wage rate and fringe benefits on the wage determination for the classification of work actually performed, without regard to skill, except as provided in 29 CFR 5.5(a)(4). Laborers or mechanics performing work in more than one classification may be compensated at the rate specified for each classification for the time actually worked therein: Provided, That the employer's payroll records accurately set forth the time spent in each classification in which work is performed. The wage determination (including any additional classification and wage rates conformed under paragraph 1.b. of this section) and the Davis-Bacon poster (WH-1321) shall be posted at all times by the contractor and its subcontractors at the site of the work in a prominent and accessible place where it can be easily seen by the workers.

b. (1) The contracting officer shall require that any class of laborers or mechanics, including helpers, which is not listed in the wage determination and which is to be employed under the contract shall be classified in conformance with the wage determination. The contracting officer shall approve an additional classification and wage rate and fringe benefits therefore only when the following criteria have been met:

(i) The work to be performed by the classification requested is not performed by a classification in the wage determination; and

(ii) The classification is utilized in the area by the construction industry; and

(iii) The proposed wage rate, including any bona fide fringe benefits, bears a reasonable relationship to the wage rates contained in the wage determination.

(2) If the contractor and the laborers and mechanics to be employed in the classification (if known), or their representatives, and the contracting officer agree on the classification and wage rate (including the amount designated for fringe benefits where appropriate), a report of the action taken shall be sent by the contracting officer to the Administrator of the Wage and Hour Division, Employment Standards Administration, U.S. Department of Labor, Washington, DC 20210. The Administrator, or an authorized representative, will approve, modify, or disapprove every additional classification action within 30 days of receipt and so advise the contracting officer or will notify the contracting officer within the 30-day period that additional time is necessary.

(3) In the event the contractor, the laborers or mechanics to be employed in the classification or their representatives, and the contracting officer do not agree on the proposed classification and wage rate (including the amount designated for fringe benefits, where appropriate), the contracting officer shall refer the questions, including the views of all interested parties and the recommendation of the contracting officer, to the Wage and Hour Administrator for determination. The Wage and Hour Administrator, or an authorized representative, will issue a determination within 30 days of receipt and so advise the contracting officer or

will notify the contracting officer within the 30-day period that additional time is necessary.

(4) The wage rate (including fringe benefits where appropriate) determined pursuant to paragraphs 1.b.(2) or 1.b.(3) of this section, shall be paid to all workers performing work in the classification under this contract from the first day on which work is performed in the classification.

c. Whenever the minimum wage rate prescribed in the contract for a class of laborers or mechanics includes a fringe benefit which is not expressed as an hourly rate, the contractor shall either pay the benefit as stated in the wage determination or shall pay another bona fide fringe benefit or an hourly cash equivalent thereof.

d. If the contractor does not make payments to a trustee or other third person, the contractor may consider as part of the wages of any laborer or mechanic the amount of any costs reasonably anticipated in providing bona fide fringe benefits under a plan or program. Provided, That the Secretary of Labor has found, upon the written request of the contractor, that the applicable standards of the Davis-Bacon Act have been met. The Secretary of Labor may require the contractor to set aside in a separate account assets for the meeting of obligations under the plan or program.

2. Withholding

The contracting agency shall upon its own action or upon written request of an authorized representative of the Department of Labor, withhold or cause to be withheld from the contractor under this contract, or any other Federal contract with the same prime contractor, or any other federally-assisted contract subject to Davis-Bacon prevailing wage requirements, which is held by the same prime contractor, so much of the accrued payments or advances as may be considered necessary to pay laborers and mechanics, including apprentices, trainees, and helpers, employed by the contractor or any subcontractor the full amount of wages required by the contract. In the event of failure to pay any laborer or mechanic, including any apprentice, trainee, or helper, employed or working on the site of the work, all or part of the wages required by the contract, the contracting agency may, after written notice to the contractor, take such action as may be necessary to cause the suspension of any further payment, advance, or guarantee of funds until such violations have ceased.

3. Payrolls and basic records

a. Payrolls and basic records relating thereto shall be maintained by the contractor during the course of the work and preserved for a period of three years thereafter for all laborers and mechanics working at the site of the work. Such records shall contain the name, address, and social security number of each such worker, his or her correct classification, hourly rates of wages paid (including rates of contributions or costs anticipated for bona fide fringe benefits or cash equivalents thereof of the types described in section 1(b)(2)(B) of the Davis-Bacon Act), daily and weekly number of hours worked, deductions made and actual wages paid. Whenever the Secretary of Labor has found under 29 CFR 5.5(a)(1)(iv) that the wages of any laborer or mechanic include the amount of any costs reasonably anticipated in providing benefits under a plan or program described in section 1(b)(2)(B) of the Davis-

Bacon Act, the contractor shall maintain records which show that the commitment to provide such benefits is enforceable, that the plan or program is financially responsible, and that the plan or program has been communicated in writing to the laborers or mechanics affected, and records which show the costs anticipated or the actual cost incurred in providing such benefits. Contractors employing apprentices or trainees under approved programs shall maintain written evidence of the registration of apprenticeship programs and certification of trainee programs, the registration of the apprentices and trainees, and the ratios and wage rates prescribed in the applicable programs.

b. (1) The contractor shall submit weekly for each week in which any contract work is performed a copy of all payrolls to the contracting agency. The payrolls submitted shall set out accurately and completely all of the information required to be maintained under 29 CFR 5.5(a)(3)(i), except that full social security numbers and home addresses shall not be included on weekly transmittals. Instead the payrolls shall only need to include an individually identifying number for each employee (e.g., the last four digits of the employee's social security number). The required weekly payroll information may be submitted in any form desired. Optional Form WH-347 is available for this purpose from the Wage and Hour Division Web site at <http://www.dol.gov/esa/whd/forms/wh347instr.htm> or its successor site. The prime contractor is responsible for the submission of copies of payrolls by all subcontractors. Contractors and subcontractors shall maintain the full social security number and current address of each covered worker, and shall provide them upon request to the contracting agency for transmission to the State DOT, the FHWA or the Wage and Hour Division of the Department of Labor for purposes of an investigation or audit of compliance with prevailing wage requirements. It is not a violation of this section for a prime contractor to require a subcontractor to provide addresses and social security numbers to the prime contractor for its own records, without weekly submission to the contracting agency..

(2) Each payroll submitted shall be accompanied by a "Statement of Compliance," signed by the contractor or subcontractor or his or her agent who pays or supervises the payment of the persons employed under the contract and shall certify the following:

(i) That the payroll for the payroll period contains the information required to be provided under §5.5 (a)(3)(ii) of Regulations, 29 CFR part 5, the appropriate information is being maintained under §5.5 (a)(3)(i) of Regulations, 29 CFR part 5, and that such information is correct and complete;

(ii) That each laborer or mechanic (including each helper, apprentice, and trainee) employed on the contract during the payroll period has been paid the full weekly wages earned, without rebate, either directly or indirectly, and that no deductions have been made either directly or indirectly from the full wages earned, other than permissible deductions as set forth in Regulations, 29 CFR part 3;

(iii) That each laborer or mechanic has been paid not less than the applicable wage rates and fringe benefits or cash equivalents for the classification of work performed, as specified in the applicable wage determination incorporated into the contract.

(3) The weekly submission of a properly executed certification set forth on the reverse side of Optional Form WH-347 shall satisfy the requirement for submission of the "Statement of Compliance" required by paragraph 3.b.(2) of this section.

(4) The falsification of any of the above certifications may subject the contractor or subcontractor to civil or criminal prosecution under section 1001 of title 18 and section 231 of title 31 of the United States Code.

c. The contractor or subcontractor shall make the records required under paragraph 3.a. of this section available for inspection, copying, or transcription by authorized representatives of the contracting agency, the State DOT, the FHWA, or the Department of Labor, and shall permit such representatives to interview employees during working hours on the job. If the contractor or subcontractor fails to submit the required records or to make them available, the FHWA may, after written notice to the contractor, the contracting agency or the State DOT, take such action as may be necessary to cause the suspension of any further payment, advance, or guarantee of funds. Furthermore, failure to submit the required records upon request or to make such records available may be grounds for debarment action pursuant to 29 CFR 5.12.

4. Apprentices and trainees

a. Apprentices (programs of the USDOL).

Apprentices will be permitted to work at less than the predetermined rate for the work they performed when they are employed pursuant to and individually registered in a bona fide apprenticeship program registered with the U.S. Department of Labor, Employment and Training Administration, Office of Apprenticeship Training, Employer and Labor Services, or with a State Apprenticeship Agency recognized by the Office, or if a person is employed in his or her first 90 days of probationary employment as an apprentice in such an apprenticeship program, who is not individually registered in the program, but who has been certified by the Office of Apprenticeship Training, Employer and Labor Services or a State Apprenticeship Agency (where appropriate) to be eligible for probationary employment as an apprentice.

The allowable ratio of apprentices to journeymen on the job site in any craft classification shall not be greater than the ratio permitted to the contractor as to the entire work force under the registered program. Any worker listed on a payroll at an apprentice wage rate, who is not registered or otherwise employed as stated above, shall be paid not less than the applicable wage rate on the wage determination for the classification of work actually performed. In addition, any apprentice performing work on the job site in excess of the ratio permitted under the registered program shall be paid not less than the applicable wage rate on the wage determination for the work actually performed. Where a contractor is performing construction on a project in a locality other than that in which its program is registered, the ratios and wage rates (expressed in percentages of the journeyman's hourly rate) specified in the contractor's or subcontractor's registered program shall be observed.

Every apprentice must be paid at not less than the rate specified in the registered program for the apprentice's level of progress, expressed as a percentage of the journeymen hourly

rate specified in the applicable wage determination. Apprentices shall be paid fringe benefits in accordance with the provisions of the apprenticeship program. If the apprenticeship program does not specify fringe benefits, apprentices must be paid the full amount of fringe benefits listed on the wage determination for the applicable classification. If the Administrator determines that a different practice prevails for the applicable apprentice classification, fringes shall be paid in accordance with that determination.

In the event the Office of Apprenticeship Training, Employer and Labor Services, or a State Apprenticeship Agency recognized by the Office, withdraws approval of an apprenticeship program, the contractor will no longer be permitted to utilize apprentices at less than the applicable predetermined rate for the work performed until an acceptable program is approved.

b. Trainees (programs of the USDOL).

Except as provided in 29 CFR 5.16, trainees will not be permitted to work at less than the predetermined rate for the work performed unless they are employed pursuant to and individually registered in a program which has received prior approval, evidenced by formal certification by the U.S. Department of Labor, Employment and Training Administration.

The ratio of trainees to journeymen on the job site shall not be greater than permitted under the plan approved by the Employment and Training Administration.

Every trainee must be paid at not less than the rate specified in the approved program for the trainee's level of progress, expressed as a percentage of the journeyman hourly rate specified in the applicable wage determination. Trainees shall be paid fringe benefits in accordance with the provisions of the trainee program. If the trainee program does not mention fringe benefits, trainees shall be paid the full amount of fringe benefits listed on the wage determination unless the Administrator of the Wage and Hour Division determines that there is an apprenticeship program associated with the corresponding journeyman wage rate on the wage determination which provides for less than full fringe benefits for apprentices. Any employee listed on the payroll at a trainee rate who is not registered and participating in a training plan approved by the Employment and Training Administration shall be paid not less than the applicable wage rate on the wage determination for the classification of work actually performed. In addition, any trainee performing work on the job site in excess of the ratio permitted under the registered program shall be paid not less than the applicable wage rate on the wage determination for the work actually performed.

In the event the Employment and Training Administration withdraws approval of a training program, the contractor will no longer be permitted to utilize trainees at less than the applicable predetermined rate for the work performed until an acceptable program is approved.

c. Equal employment opportunity. The utilization of apprentices, trainees and journeymen under this part shall be in conformity with the equal employment opportunity requirements of Executive Order 11246, as amended, and 29 CFR part 30.

d. Apprentices and Trainees (programs of the U.S. DOT).

Apprentices and trainees working under apprenticeship and skill training programs which have been certified by the Secretary of Transportation as promoting EEO in connection with Federal-aid highway construction programs are not subject to the requirements of paragraph 4 of this Section IV. The straight time hourly wage rates for apprentices and trainees under such programs will be established by the particular programs. The ratio of apprentices and trainees to journeymen shall not be greater than permitted by the terms of the particular program.

5. Compliance with Copeland Act requirements. The contractor shall comply with the requirements of 29 CFR part 3, which are incorporated by reference in this contract.

6. Subcontracts. The contractor or subcontractor shall insert Form FHWA-1273 in any subcontracts and also require the subcontractors to include Form FHWA-1273 in any lower tier subcontracts. The prime contractor shall be responsible for the compliance by any subcontractor or lower tier subcontractor with all the contract clauses in 29 CFR 5.5.

7. Contract termination: debarment. A breach of the contract clauses in 29 CFR 5.5 may be grounds for termination of the contract, and for debarment as a contractor and a subcontractor as provided in 29 CFR 5.12.

8. Compliance with Davis-Bacon and Related Act requirements. All rulings and interpretations of the Davis-Bacon and Related Acts contained in 29 CFR parts 1, 3, and 5 are herein incorporated by reference in this contract.

9. Disputes concerning labor standards. Disputes arising out of the labor standards provisions of this contract shall not be subject to the general disputes clause of this contract. Such disputes shall be resolved in accordance with the procedures of the Department of Labor set forth in 29 CFR parts 5, 6, and 7. Disputes within the meaning of this clause include disputes between the contractor (or any of its subcontractors) and the contracting agency, the U.S. Department of Labor, or the employees or their representatives.

10. Certification of eligibility.

a. By entering into this contract, the contractor certifies that neither it (nor he or she) nor any person or firm who has an interest in the contractor's firm is a person or firm ineligible to be awarded Government contracts by virtue of section 3(a) of the Davis-Bacon Act or 29 CFR 5.12(a)(1).

b. No part of this contract shall be subcontracted to any person or firm ineligible for award of a Government contract by virtue of section 3(a) of the Davis-Bacon Act or 29 CFR 5.12(a)(1).

c. The penalty for making false statements is prescribed in the U.S. Criminal Code, 18 U.S.C. 1001.

V. CONTRACT WORK HOURS AND SAFETY STANDARDS ACT

The following clauses apply to any Federal-aid construction contract in an amount in excess of \$100,000 and subject to the overtime provisions of the Contract Work Hours and Safety Standards Act. These clauses shall be inserted in addition to the clauses required by 29 CFR 5.5(a) or 29 CFR 4.6. As used in this paragraph, the terms laborers and mechanics include watchmen and guards.

1. Overtime requirements. No contractor or subcontractor contracting for any part of the contract work which may require or involve the employment of laborers or mechanics shall require or permit any such laborer or mechanic in any workweek in which he or she is employed on such work to work in excess of forty hours in such workweek unless such laborer or mechanic receives compensation at a rate not less than one and one-half times the basic rate of pay for all hours worked in excess of forty hours in such workweek.

2. Violation; liability for unpaid wages; liquidated damages. In the event of any violation of the clause set forth in paragraph (1.) of this section, the contractor and any subcontractor responsible therefor shall be liable for the unpaid wages. In addition, such contractor and subcontractor shall be liable to the United States (in the case of work done under contract for the District of Columbia or a territory, to such District or to such territory), for liquidated damages. Such liquidated damages shall be computed with respect to each individual laborer or mechanic, including watchmen and guards, employed in violation of the clause set forth in paragraph (1.) of this section, in the sum of \$10 for each calendar day on which such individual was required or permitted to work in excess of the standard workweek of forty hours without payment of the overtime wages required by the clause set forth in paragraph (1.) of this section.

3. Withholding for unpaid wages and liquidated damages. The FHWA or the contracting agency shall upon its own action or upon written request of an authorized representative of the Department of Labor withhold or cause to be withheld, from any moneys payable on account of work performed by the contractor or subcontractor under any such contract or any other Federal contract with the same prime contractor, or any other federally-assisted contract subject to the Contract Work Hours and Safety Standards Act, which is held by the same prime contractor, such sums as may be determined to be necessary to satisfy any liabilities of such contractor or subcontractor for unpaid wages and liquidated damages as provided in the clause set forth in paragraph (2.) of this section.

4. Subcontracts. The contractor or subcontractor shall insert in any subcontracts the clauses set forth in paragraph (1.) through (4.) of this section and also a clause requiring the subcontractors to include these clauses in any lower tier subcontracts. The prime contractor shall be responsible for compliance by any subcontractor or lower tier subcontractor with the clauses set forth in paragraphs (1.) through (4.) of this section.

VI. SUBLETTING OR ASSIGNING THE CONTRACT

This provision is applicable to all Federal-aid construction contracts on the National Highway System.

1. The contractor shall perform with its own organization contract work amounting to not less than 30 percent (or a greater percentage if specified elsewhere in the contract) of the total original contract price, excluding any specialty items designated by the contracting agency. Specialty items may be performed by subcontract and the amount of any such specialty items performed may be deducted from the total original contract price before computing the amount of work required to be performed by the contractor's own organization (23 CFR 635.116).

a. The term "perform work with its own organization" refers to workers employed or leased by the prime contractor, and equipment owned or rented by the prime contractor, with or without operators. Such term does not include employees or equipment of a subcontractor or lower tier subcontractor, agents of the prime contractor, or any other assignees. The term may include payments for the costs of hiring leased employees from an employee leasing firm meeting all relevant Federal and State regulatory requirements. Leased employees may only be included in this term if the prime contractor meets all of the following conditions:

(1) the prime contractor maintains control over the supervision of the day-to-day activities of the leased employees;

(2) the prime contractor remains responsible for the quality of the work of the leased employees;

(3) the prime contractor retains all power to accept or exclude individual employees from work on the project; and

(4) the prime contractor remains ultimately responsible for the payment of predetermined minimum wages, the submission of payrolls, statements of compliance and all other Federal regulatory requirements.

b. "Specialty Items" shall be construed to be limited to work that requires highly specialized knowledge, abilities, or equipment not ordinarily available in the type of contracting organizations qualified and expected to bid or propose on the contract as a whole and in general are to be limited to minor components of the overall contract.

2. The contract amount upon which the requirements set forth in paragraph (1) of Section VI is computed includes the cost of material and manufactured products which are to be purchased or produced by the contractor under the contract provisions.

3. The contractor shall furnish (a) a competent superintendent or supervisor who is employed by the firm, has full authority to direct performance of the work in accordance with the contract requirements, and is in charge of all construction operations (regardless of who performs the work) and (b) such other of its own organizational resources (supervision, management, and engineering services) as the contracting officer determines is necessary to assure the performance of the contract.

4. No portion of the contract shall be sublet, assigned or otherwise disposed of except with the written consent of the contracting officer, or authorized representative, and such consent when given shall not be construed to relieve the contractor of any responsibility for the fulfillment of the contract. Written consent will be given only after the contracting agency has assured that each subcontract is

evidenced in writing and that it contains all pertinent provisions and requirements of the prime contract.

5. The 30% self-performance requirement of paragraph (1) is not applicable to design-build contracts; however, contracting agencies may establish their own self-performance requirements.

VII. SAFETY: ACCIDENT PREVENTION

This provision is applicable to all Federal-aid construction contracts and to all related subcontracts.

1. In the performance of this contract the contractor shall comply with all applicable Federal, State, and local laws governing safety, health, and sanitation (23 CFR 635). The contractor shall provide all safeguards, safety devices and protective equipment and take any other needed actions as it determines, or as the contracting officer may determine, to be reasonably necessary to protect the life and health of employees on the job and the safety of the public and to protect property in connection with the performance of the work covered by the contract.

2. It is a condition of this contract, and shall be made a condition of each subcontract, which the contractor enters into pursuant to this contract, that the contractor and any subcontractor shall not permit any employee, in performance of the contract, to work in surroundings or under conditions which are unsanitary, hazardous or dangerous to his/her health or safety, as determined under construction safety and health standards (29 CFR 1926) promulgated by the Secretary of Labor, in accordance with Section 107 of the Contract Work Hours and Safety Standards Act (40 U.S.C. 3704).

3. Pursuant to 29 CFR 1926.3, it is a condition of this contract that the Secretary of Labor or authorized representative thereof, shall have right of entry to any site of contract performance to inspect or investigate the matter of compliance with the construction safety and health standards and to carry out the duties of the Secretary under Section 107 of the Contract Work Hours and Safety Standards Act (40 U.S.C.3704).

VIII. FALSE STATEMENTS CONCERNING HIGHWAY PROJECTS

This provision is applicable to all Federal-aid construction contracts and to all related subcontracts.

In order to assure high quality and durable construction in conformity with approved plans and specifications and a high degree of reliability on statements and representations made by engineers, contractors, suppliers, and workers on Federal-aid highway projects, it is essential that all persons concerned with the project perform their functions as carefully, thoroughly, and honestly as possible. Willful falsification, distortion, or misrepresentation with respect to any facts related to the project is a violation of Federal law. To prevent any misunderstanding regarding the seriousness of these and similar acts, Form FHWA-1022 shall be posted on each Federal-aid highway project (23 CFR 635) in one or more places where it is readily available to all persons concerned with the project:

18 U.S.C. 1020 reads as follows:

"Whoever, being an officer, agent, or employee of the United States, or of any State or Territory, or whoever, whether a person, association, firm, or corporation, knowingly makes any false statement, false representation, or false report as to the character, quality, quantity, or cost of the material used or to be used, or the quantity or quality of the work performed or to be performed, or the cost thereof in connection with the submission of plans, maps, specifications, contracts, or costs of construction on any highway or related project submitted for approval to the Secretary of Transportation; or

Whoever knowingly makes any false statement, false representation, false report or false claim with respect to the character, quality, quantity, or cost of any work performed or to be performed, or materials furnished or to be furnished, in connection with the construction of any highway or related project approved by the Secretary of Transportation; or

Whoever knowingly makes any false statement or false representation as to material fact in any statement, certificate, or report submitted pursuant to provisions of the Federal-aid Roads Act approved July 1, 1916, (39 Stat. 355), as amended and supplemented;

Shall be fined under this title or imprisoned not more than 5 years or both."

IX. IMPLEMENTATION OF CLEAN AIR ACT AND FEDERAL WATER POLLUTION CONTROL ACT

This provision is applicable to all Federal-aid construction contracts and to all related subcontracts.

By submission of this bid/proposal or the execution of this contract, or subcontract, as appropriate, the bidder, proposer, Federal-aid construction contractor, or subcontractor, as appropriate, will be deemed to have stipulated as follows:

1. That any person who is or will be utilized in the performance of this contract is not prohibited from receiving an award due to a violation of Section 508 of the Clean Water Act or Section 306 of the Clean Air Act.

2. That the contractor agrees to include or cause to be included the requirements of paragraph (1) of this Section X in every subcontract, and further agrees to take such action as the contracting agency may direct as a means of enforcing such requirements.

X. CERTIFICATION REGARDING DEBARMENT, SUSPENSION, INELIGIBILITY AND VOLUNTARY EXCLUSION

This provision is applicable to all Federal-aid construction contracts, design-build contracts, subcontracts, lower-tier subcontracts, purchase orders, lease agreements, consultant contracts or any other covered transaction requiring FHWA approval or that is estimated to cost \$25,000 or more – as defined in 2 CFR Parts 180 and 1200.

1. Instructions for Certification – First Tier Participants:

a. By signing and submitting this proposal, the prospective first tier participant is providing the certification set out below.

b. The inability of a person to provide the certification set out below will not necessarily result in denial of participation in this

covered transaction. The prospective first tier participant shall submit an explanation of why it cannot provide the certification set out below. The certification or explanation will be considered in connection with the department or agency's determination whether to enter into this transaction. However, failure of the prospective first tier participant to furnish a certification or an explanation shall disqualify such a person from participation in this transaction.

c. The certification in this clause is a material representation of fact upon which reliance was placed when the contracting agency determined to enter into this transaction. If it is later determined that the prospective participant knowingly rendered an erroneous certification, in addition to other remedies available to the Federal Government, the contracting agency may terminate this transaction for cause of default.

d. The prospective first tier participant shall provide immediate written notice to the contracting agency to whom this proposal is submitted if any time the prospective first tier participant learns that its certification was erroneous when submitted or has become erroneous by reason of changed circumstances.

e. The terms "covered transaction," "debarred," "suspended," "ineligible," "participant," "person," "principal," and "voluntarily excluded," as used in this clause, are defined in 2 CFR Parts 180 and 1200. "First Tier Covered Transactions" refers to any covered transaction between a grantee or subgrantee of Federal funds and a participant (such as the prime or general contract). "Lower Tier Covered Transactions" refers to any covered transaction under a First Tier Covered Transaction (such as subcontracts). "First Tier Participant" refers to the participant who has entered into a covered transaction with a grantee or subgrantee of Federal funds (such as the prime or general contractor). "Lower Tier Participant" refers any participant who has entered into a covered transaction with a First Tier Participant or other Lower Tier Participants (such as subcontractors and suppliers).

f. The prospective first tier participant agrees by submitting this proposal that, should the proposed covered transaction be entered into, it shall not knowingly enter into any lower tier covered transaction with a person who is debarred, suspended, declared ineligible, or voluntarily excluded from participation in this covered transaction, unless authorized by the department or agency entering into this transaction.

g. The prospective first tier participant further agrees by submitting this proposal that it will include the clause titled "Certification Regarding Debarment, Suspension, Ineligibility and Voluntary Exclusion-Lower Tier Covered Transactions," provided by the department or contracting agency, entering into this covered transaction, without modification, in all lower tier covered transactions and in all solicitations for lower tier covered transactions exceeding the \$25,000 threshold.

h. A participant in a covered transaction may rely upon a certification of a prospective participant in a lower tier covered transaction that is not debarred, suspended, ineligible, or voluntarily excluded from the covered transaction, unless it knows that the certification is erroneous. A participant is responsible for ensuring that its principals are not suspended, debarred, or otherwise ineligible to participate in covered transactions. To verify the eligibility of its principals, as well as the eligibility of any lower tier prospective participants, each participant may, but is not required to, check the Excluded Parties List System website (<https://www.epls.gov/>), which is compiled by the General Services Administration.

i. Nothing contained in the foregoing shall be construed to require the establishment of a system of records in order to render in good faith the certification required by this clause. The knowledge and information of the prospective participant is not required to exceed that which is normally possessed by a prudent person in the ordinary course of business dealings.

j. Except for transactions authorized under paragraph (f) of these instructions, if a participant in a covered transaction knowingly enters into a lower tier covered transaction with a person who is suspended, debarred, ineligible, or voluntarily excluded from participation in this transaction, in addition to other remedies available to the Federal Government, the department or agency may terminate this transaction for cause or default.

* * * * *

2. Certification Regarding Debarment, Suspension, Ineligibility and Voluntary Exclusion – First Tier Participants:

a. The prospective first tier participant certifies to the best of its knowledge and belief, that it and its principals:

(1) Are not presently debarred, suspended, proposed for debarment, declared ineligible, or voluntarily excluded from participating in covered transactions by any Federal department or agency;

(2) Have not within a three-year period preceding this proposal been convicted of or had a civil judgment rendered against them for commission of fraud or a criminal offense in connection with obtaining, attempting to obtain, or performing a public (Federal, State or local) transaction or contract under a public transaction; violation of Federal or State antitrust statutes or commission of embezzlement, theft, forgery, bribery, falsification or destruction of records, making false statements, or receiving stolen property;

(3) Are not presently indicted for or otherwise criminally or civilly charged by a governmental entity (Federal, State or local) with commission of any of the offenses enumerated in paragraph (a)(2) of this certification; and

(4) Have not within a three-year period preceding this application/proposal had one or more public transactions (Federal, State or local) terminated for cause or default.

b. Where the prospective participant is unable to certify to any of the statements in this certification, such prospective participant shall attach an explanation to this proposal.

2. Instructions for Certification - Lower Tier Participants:

(Applicable to all subcontracts, purchase orders and other lower tier transactions requiring prior FHWA approval or estimated to cost \$25,000 or more - 2 CFR Parts 180 and 1200)

a. By signing and submitting this proposal, the prospective lower tier is providing the certification set out below.

b. The certification in this clause is a material representation of fact upon which reliance was placed when this transaction was entered into. If it is later determined that the prospective lower tier participant knowingly rendered an erroneous certification, in addition to other remedies available to the Federal Government, the department, or agency with which

this transaction originated may pursue available remedies, including suspension and/or debarment.

c. The prospective lower tier participant shall provide immediate written notice to the person to which this proposal is submitted if at any time the prospective lower tier participant learns that its certification was erroneous by reason of changed circumstances.

d. The terms "covered transaction," "debarred," "suspended," "ineligible," "participant," "person," "principal," and "voluntarily excluded," as used in this clause, are defined in 2 CFR Parts 180 and 1200. You may contact the person to which this proposal is submitted for assistance in obtaining a copy of those regulations. "First Tier Covered Transactions" refers to any covered transaction between a grantee or subgrantee of Federal funds and a participant (such as the prime or general contract). "Lower Tier Covered Transactions" refers to any covered transaction under a First Tier Covered Transaction (such as subcontracts). "First Tier Participant" refers to the participant who has entered into a covered transaction with a grantee or subgrantee of Federal funds (such as the prime or general contractor). "Lower Tier Participant" refers any participant who has entered into a covered transaction with a First Tier Participant or other Lower Tier Participants (such as subcontractors and suppliers).

e. The prospective lower tier participant agrees by submitting this proposal that, should the proposed covered transaction be entered into, it shall not knowingly enter into any lower tier covered transaction with a person who is debarred, suspended, declared ineligible, or voluntarily excluded from participation in this covered transaction, unless authorized by the department or agency with which this transaction originated.

f. The prospective lower tier participant further agrees by submitting this proposal that it will include this clause titled "Certification Regarding Debarment, Suspension, Ineligibility and Voluntary Exclusion-Lower Tier Covered Transaction," without modification, in all lower tier covered transactions and in all solicitations for lower tier covered transactions exceeding the \$25,000 threshold.

g. A participant in a covered transaction may rely upon a certification of a prospective participant in a lower tier covered transaction that is not debarred, suspended, ineligible, or voluntarily excluded from the covered transaction, unless it knows that the certification is erroneous. A participant is responsible for ensuring that its principals are not suspended, debarred, or otherwise ineligible to participate in covered transactions. To verify the eligibility of its principals, as well as the eligibility of any lower tier prospective participants, each participant may, but is not required to, check the Excluded Parties List System website (<https://www.epls.gov/>), which is compiled by the General Services Administration.

h. Nothing contained in the foregoing shall be construed to require establishment of a system of records in order to render in good faith the certification required by this clause. The knowledge and information of participant is not required to exceed that which is normally possessed by a prudent person in the ordinary course of business dealings.

i. Except for transactions authorized under paragraph e of these instructions, if a participant in a covered transaction knowingly enters into a lower tier covered transaction with a person who is suspended, debarred, ineligible, or voluntarily excluded from participation in this transaction, in addition to other remedies available to the Federal Government, the

department or agency with which this transaction originated may pursue available remedies, including suspension and/or debarment.

* * * * *

Certification Regarding Debarment, Suspension, Ineligibility and Voluntary Exclusion--Lower Tier Participants:

1. The prospective lower tier participant certifies, by submission of this proposal, that neither it nor its principals is presently debarred, suspended, proposed for debarment, declared ineligible, or voluntarily excluded from participating in covered transactions by any Federal department or agency.

2. Where the prospective lower tier participant is unable to certify to any of the statements in this certification, such prospective participant shall attach an explanation to this proposal.

* * * * *

XI. CERTIFICATION REGARDING USE OF CONTRACT FUNDS FOR LOBBYING

This provision is applicable to all Federal-aid construction contracts and to all related subcontracts which exceed \$100,000 (49 CFR 20).

1. The prospective participant certifies, by signing and submitting this bid or proposal, to the best of his or her knowledge and belief, that:

a. No Federal appropriated funds have been paid or will be paid, by or on behalf of the undersigned, to any person for influencing or attempting to influence an officer or employee of any Federal agency, a Member of Congress, an officer or employee of Congress, or an employee of a Member of Congress in connection with the awarding of any Federal contract, the making of any Federal grant, the making of any Federal loan, the entering into of any cooperative agreement, and the extension, continuation, renewal, amendment, or modification of any Federal contract, grant, loan, or cooperative agreement.

b. If any funds other than Federal appropriated funds have been paid or will be paid to any person for influencing or attempting to influence an officer or employee of any Federal agency, a Member of Congress, an officer or employee of Congress, or an employee of a Member of Congress in connection with this Federal contract, grant, loan, or cooperative agreement, the undersigned shall complete and submit Standard Form-LLL, "Disclosure Form to Report Lobbying," in accordance with its instructions.

2. This certification is a material representation of fact upon which reliance was placed when this transaction was made or entered into. Submission of this certification is a prerequisite for making or entering into this transaction imposed by 31 U.S.C. 1352. Any person who fails to file the required certification shall be subject to a civil penalty of not less than \$10,000 and not more than \$100,000 for each such failure.

3. The prospective participant also agrees by submitting its bid or proposal that the participant shall require that the language of this certification be included in all lower tier subcontracts, which exceed \$100,000 and that all such recipients shall certify and disclose accordingly.

**ATTACHMENT A - EMPLOYMENT AND MATERIALS
PREFERENCE FOR APPALACHIAN DEVELOPMENT
HIGHWAY SYSTEM OR APPALACHIAN LOCAL ACCESS
ROAD CONTRACTS**

This provision is applicable to all Federal-aid projects funded under the Appalachian Regional Development Act of 1965.

1. During the performance of this contract, the contractor undertaking to do work which is, or reasonably may be, done as on-site work, shall give preference to qualified persons who regularly reside in the labor area as designated by the DOL wherein the contract work is situated, or the subregion, or the Appalachian counties of the State wherein the contract work is situated, except:

a. To the extent that qualified persons regularly residing in the area are not available.

b. For the reasonable needs of the contractor to employ supervisory or specially experienced personnel necessary to assure an efficient execution of the contract work.

c. For the obligation of the contractor to offer employment to present or former employees as the result of a lawful collective bargaining contract, provided that the number of nonresident persons employed under this subparagraph (1c) shall not exceed 20 percent of the total number of employees employed by the contractor on the contract work, except as provided in subparagraph (4) below.

2. The contractor shall place a job order with the State Employment Service indicating (a) the classifications of the laborers, mechanics and other employees required to perform the contract work, (b) the number of employees required in each classification, (c) the date on which the participant estimates such employees will be required, and (d) any other pertinent information required by the State Employment Service to complete the job order form. The job order may be placed with the State Employment Service in writing or by telephone. If during the course of the contract work, the information submitted by the contractor in the original job order is substantially modified, the participant shall promptly notify the State Employment Service.

3. The contractor shall give full consideration to all qualified job applicants referred to him by the State Employment Service. The contractor is not required to grant employment to any job applicants who, in his opinion, are not qualified to perform the classification of work required.

4. If, within one week following the placing of a job order by the contractor with the State Employment Service, the State Employment Service is unable to refer any qualified job applicants to the contractor, or less than the number requested, the State Employment Service will forward a certificate to the contractor indicating the unavailability of applicants. Such certificate shall be made a part of the contractor's permanent project records. Upon receipt of this certificate, the contractor may employ persons who do not normally reside in the labor area to fill positions covered by the certificate, notwithstanding the provisions of subparagraph (1c) above.

5. The provisions of 23 CFR 633.207(e) allow the contracting agency to provide a contractual preference for the use of mineral resource materials native to the Appalachian region.

6. The contractor shall include the provisions of Sections 1 through 4 of this Attachment A in every subcontract for work which is, or reasonably may be, done as on-site work.

Non-discrimination Provisions

During the performance of this contract, the contractor, for itself, its assignees, and successors in interest (hereinafter referred to as the "contractor") agrees as follows:

1. Compliance with Regulations: The contractor (hereinafter includes consultants) will comply with the Acts and the Regulations relative to Non-discrimination in Federally-assisted programs of the U.S. Department of Transportation, Federal Highway Administration, as they may be amended from time to time, which are herein incorporated by reference and made a part of this contract.

2. Non-discrimination: The contractor, with regard to the work performed by it during the contract, will not discriminate on the grounds of race, color, or national origin in the selection and retention of subcontractors, including procurements of materials and leases of equipment. The contractor will not participate directly or indirectly in the discrimination prohibited by the Acts and the Regulations, including employment practices when the contract covers any activity, project, or program set forth in Appendix B of 49 CFR Part 21.

3. Solicitations for Subcontracts, Including Procurements of Materials and Equipment: In all solicitations, either by competitive bidding, or negotiation made by the contractor for work to be performed under a subcontract, including procurements of materials, or leases of equipment, each potential subcontractor or supplier will be notified by the contractor of the contractor's obligations under this contract and the Acts and the Regulations relative to Non-discrimination on the grounds of race, color, or national origin.

4. Information and Reports: The contractor will provide all information and reports required by the Acts, the Regulations, and directives issued pursuant thereto and will permit access to its books, records, accounts, other sources of information, and its facilities as may be determined by the Recipient or the Federal Highway Administration to be pertinent to ascertain compliance with such Acts, Regulations, and instructions. Where any information required of a contractor is in the exclusive possession of another who fails or refuses to furnish the information, the contractor will so certify to the Recipient or the Federal Highway Administration, as appropriate, and will set forth what efforts it has made to obtain the information.

5. Sanctions for Noncompliance: In the event of a contractor's noncompliance with the Non-discrimination provisions of this contract, the Recipient will impose such contract sanctions as it or the Federal Highway Administration may determine to be appropriate, including, but not limited to:

- a. Withholding payments to the contractor under the contract until the contractor complies; and/or
- b. Cancelling, terminating, or suspending a contract, in whole or in part.

6. Incorporation of Provisions: The contractor will include the provisions of paragraphs one through six in every subcontract, including procurements of materials and leases of equipment, unless exempt by the Acts, the Regulations and directives issued pursuant thereto. The contractor will take action with respect to any subcontract or procurement as the Recipient or the Federal Highway Administration may direct as a means of enforcing such provisions including sanctions for noncompliance. Provided, that if the contractor becomes involved in, or is threatened with litigation by a subcontractor, or supplier because of such direction, the contractor may request the Recipient to enter into any litigation to protect the interests of the Recipient. In addition, the contractor may request the United States to enter into the litigation to protect the interests of the United States.

During the performance of this contract, the contractor, for itself, its assignees, and successors in interest (hereinafter referred to as the "contractor") agrees to comply with the following non-discrimination statutes and authorities; including but not limited to:

Pertinent Non-Discrimination Authorities:

- Title VI of the Civil Rights Act of 1964 (42 U.S.C. § 2000d et seq., 78 stat. 252), (prohibits discrimination on the basis of race, color, national origin); and 49 CFR Part 21.
- The Uniform Relocation Assistance and Real Property Acquisition Policies Act of 1970, (42 U.S.C. § 4601), (prohibits unfair treatment of persons displaced or whose property has been acquired because of Federal or Federal-aid programs and projects);
- Federal-Aid Highway Act of 1973, (23 U.S.C. § 324 et seq.), (prohibits discrimination on the basis of sex);
- Section 504 of the Rehabilitation Act of 1973, (29 U.S.C. § 794 et seq.), as amended, (prohibits discrimination on the basis of disability); and 49 CFR Part 27;
- The Age Discrimination Act of 1975, as amended, (42 U.S.C. § 6101 et seq.), (prohibits discrimination on the basis of age);
- Airport and Airway Improvement Act of 1982, (49 USC § 471, Section 47123), as amended, (prohibits discrimination based on race, creed, color, national origin, or sex);
- The Civil Rights Restoration Act of 1987, (PL 100-209), (Broadened the scope, coverage and applicability of Title VI of the Civil Rights Act of 1964, The Age Discrimination Act of 1975 and Section 504 of the Rehabilitation Act of 1973, by expanding the definition of the terms "programs or activities" to include all of the programs or activities of the Federal-aid recipients, sub-recipients and contractors, whether such programs or activities are Federally funded or not);
- Titles II and III of the Americans with Disabilities Act, which prohibit discrimination on the basis of disability in the operation of public entities, public and private transportation systems, places of public accommodation, and certain testing entities (42 U.S.C. §§ 12131-12189) as implemented by Department of Transportation regulations at 49 C.F.R. parts 37 and 38;
- The Federal Aviation Administration's Non-discrimination statute (49 U.S.C. § 47123) (prohibits discrimination on the basis of race, color, national origin, and sex);

- Executive Order 12898, Federal Actions to Address Environmental Justice in Minority Populations and Low-Income Populations, which ensures Non-discrimination against minority populations by discouraging programs, policies, and activities with disproportionately high and adverse human health or environmental effects on minority and low-income populations;
- Executive Order 13166, Improving Access to Services for Persons with Limited English Proficiency, and resulting agency guidance, national origin discrimination includes discrimination because of Limited English proficiency (LEP). To ensure compliance with Title VI, you must take reasonable steps to ensure that LEP persons have meaningful access to your programs (70 Fed. Reg. at 74087 to 74100);
- Title IX of the Education Amendments of 1972, as amended, which prohibits you from discriminating because of sex in education programs or activities (20 U.S.C. 1681 et seq).

SEPTEMBER 2002

**NOTICE OF REQUIREMENT FOR AFFIRMATIVE ACTION TO ENSURE
EQUAL EMPLOYMENT OPPORTUNITY (EXECUTIVE ORDER 11246)**

1. The Offeror's or Bidder's attention is called to the "Employment Practices" and "Equal Opportunity Clause" set forth in the Required Contract Provisions, FHWA 1273.
2. The goals and timetables for minority and female participation expressed in percentage terms for the contractor's aggregate work force in each trade, on all construction work in the covered area, are as follows:

Goals for Minority Participation for Each Trade:

<u>County</u>	<u>%</u>	<u>County</u>	<u>%</u>	<u>County</u>	<u>%</u>
Adams	1.7	Iowa	1.7	Polk	2.2
Ashland	1.2	Iron	1.2	Portage	0.6
Barron	0.6	Jackson	0.6	Price	0.6
Bayfield	1.2	Jefferson	7.0	Racine	8.4
Brown	1.3	Juneau	0.6	Richland	1.7
Buffalo	0.6	Kenosha	3.0	Rock	3.1
Burnett	2.2	Kewaunee	1.0	Rusk	0.6
Calumet	0.9	La Crosse	0.9	St. Croix	2.9
Chippewa	0.5	Lafayette	0.5	Sauk	1.7
Clark	0.6	Langlade	0.6	Sawyer	0.6
Columbia	1.7	Lincoln	0.6	Shawano	1.0
Crawford	0.5	Manitowoc	1.0	Sheboygan	7.0
Dane	2.2	Marathon	0.6	Taylor	0.6
Dodge	7.0	Marinette	1.0	Trempealeau	0.6
Door	1.0	Marquette	1.7	Vernon	0.6
Douglas	1.0	Menominee	1.0	Vilas	0.6
Dunn	0.6	Milwaukee	8.0	Walworth	7.0
Eau Claire	0.5	Monroe	0.6	Washburn	0.6
Florence	1.0	Oconto	1.0	Washington	8.0
Fond du Lac	1.0	Oneida	0.6	Waukesha	8.0
Forest	1.0	Outagamie	0.9	Waupaca	1.0
Grant	0.5	Ozaukee	8.0	Waushara	1.0
Green	1.7	Pepin	0.6	Winnebago	0.9
Green Lake	1.0	Pierce	2.2	Wood	0.6

Goals for female participation for each trade: 6.9%

These goals are applicable to all the contractor's construction work, (whether or not it is federal or federally assisted), performed in the covered area. If the contractor performs construction work in the geographical area located outside of the covered area, it shall apply the goals established for such geographical area where the work is actually performed. With regard to this second area, the contractor also is subject to the goals for both its federally involved and nonfederally involved construction.

The contractor's compliance with the Executive Order and the Regulations in 41 CFR Part 60-4 shall be based on its implementation of the Equal Opportunity Clause, specific affirmative action obligations required by the specifications set forth in 41 CFR 60-4.3(a), and its efforts to meet the goals. The hours of minority and female employment and training must be substantially uniform throughout the length of the contract, and in each trade, and the contractor shall make a good faith effort to employ minorities and women evenly on each of its projects. The transfer of minority or female employees or trainees from contractor to contractor or from project to project for the sole purpose of meeting the contractor's goals shall be a violation of the contract, the Executive Order and the Regulations in 41 CFR Part 60-4. Compliance with the goals will be measured against the total work hours performed.

3. The contractor shall provide written notification to the Director of the Office of Federal Contract Compliance Programs within ten (10) working days of award of any construction subcontract in excess of \$10,000.00 at any tier for construction work under the contract resulting from this solicitation. The notification shall list the name, address and telephone number of the subcontractor, employer identification number of the subcontractor; estimated dollar amount of the subcontract; estimated starting and completion dates of the subcontract; and the geographical area in which the subcontract is to be performed.

As referred to in this section, the Director means:

Director
Office of Federal Contract Compliance Programs
Ruess Federal Plaza
310 W. Wisconsin Ave., Suite 1115
Milwaukee, WI 53202

The "Employer Identification Number" means the Federal Social Security number used on the Employer's Quarterly Federal Tax Return, U.S. Treasury Department Form 941.

4. As used in this notice, and in the contract resulting from solicitation, the "covered area" is the county(ies) in Wisconsin to which this proposal applies.

APRIL 2013

ADDITIONAL FEDERAL-AID PROVISIONS

NOTICE TO ALL BIDDERS

To report bid rigging activities call:

1-800-424-9071

The U.S. Department of Transportation (DOT) operates the above toll-free "hotline" Monday through Friday, 8:00 a.m. to 5:00 p.m., Eastern Time. Anyone with knowledge of possible bid rigging, bidding collusion, or other fraudulent activities should use the "hotline" to report such activities.

The "hotline" is part of the DOT's continuing effort to identify and investigate highway construction contract fraud and abuse and is operated under the direction of the DOT Inspector General. All information will be treated confidentially and caller anonymity will be respected.

Effective November 2020 letting

BUY AMERICA PROVISION

All steel and iron materials permanently incorporated in this project shall be domestic products and all manufacturing and coating processes for these materials from smelting forward in the manufacturing process must have occurred within the United States. Coating includes epoxy coating, galvanizing, painting and any other coating that protects or enhances the value of a material subject to the requirements of Buy America. The exemption of this requirement is the minimal use of foreign materials if the total cost of such material permanently incorporated in the product does not exceed one-tenth of one percent (1/10 of 1%) of the total contract cost or \$2,500.00, whichever is greater. For purposes of this paragraph, the cost is that shown to be the value of the subject products as they are delivered to the project. The contractor shall take actions and provide documentation conforming to CMM 2-28.5 to ensure compliance with this "Buy America" provision.

<https://wisconsindot.gov/rdwy/cmm/cm-02-28.pdf>

Upon completion of the project certify to the engineer, in writing using department form DT4567, that all steel, iron, and coating processes for steel or iron incorporated into the contract work conform to these "Buy America" provisions. Attach a list of exemptions and their associated costs to the certification form. Department form DT4567 is available at:

<https://wisconsindot.gov/Documents/formdocs/dt4567.docx>

Cargo Preference Act Requirement

All Federal-aid projects shall comply with 46 CFR 381.7 (a) – (b) as follows:

(a) Agreement Clauses. "Use of United States-flag vessels:"

(1) Pursuant to Pub. L. 664 (43 U.S.C. 1241(b)) at least 50 percent of any equipment, materials or commodities procured, contracted for or otherwise obtained with funds granted, guaranteed, loaned, or advanced by the U.S. Government under this agreement, and which may be transported by ocean vessel, shall be transported on privately owned United States-flag commercial vessels, if available.

(2) Within 20 days following the date of loading for shipments originating within the United States or within 30 working days following the date of loading for shipments originating outside the United States, a legible copy of a rated, 'on-board' commercial ocean bill-of-lading in English for each shipment of cargo described in paragraph (a)(1) of this section shall be furnished to both the Contracting Officer (through the prime contractor in the case of subcontractor bills-of-lading) and to the Division of National Cargo, Office of Market Development, Maritime Administration, Washington, DC 20590."

(b) Contractor and Subcontractor Clauses. "Use of United States-flag vessels: The contractor agrees—"

(1) To utilize privately owned United States-flag commercial vessels to ship at least 50 percent of the gross tonnage (computed separately for dry bulk carriers, dry cargo liners, and tankers) involved, whenever shipping any equipment, material, or commodities pursuant to this contract, to the extent such vessels are available at fair and reasonable rates for United States-flag commercial vessels.

(2) To furnish within 20 days following the date of loading for shipments originating within the United States or within 30 working days following the date of loading for shipments originating outside the United States, a legible copy of a rated, 'on-board' commercial ocean bill-of-lading in English for each shipment of cargo described in paragraph (b) (1) of this section to both the Contracting Officer (through the prime contractor in the case of subcontractor bills-of-lading) and to the Division of National Cargo, Office of Market Development, Maritime Administration, Washington, DC 20590.

(3) To insert the substance of the provisions of this clause in all subcontracts issued pursuant to this contract.

**WISCONSIN DEPARTMENT OF TRANSPORTATION
DIVISION OF TRANSPORTATION AND SYSTEM DEVELOPMENT**

**SUPPLEMENTAL REQUIRED CONTRACT PROVISIONS
FOR PROJECTS WITH FEDERAL AID**

I. PREVAILING WAGE RATES

The attached U.S. Department of Labor (Davis-Bacon Minimum Wage Rates) furnishes the minimum prevailing wage rates pursuant to the Davis-Bacon and Related Acts. The wage rates shown are the minimum rates required by the contract to be paid during its life, however this is not a representation that labor can be obtained at these rates. It is the responsibility of bidders to inform themselves as to the local labor conditions and prospective changes or adjustments of wage rates. No increase in the contract price will be allowed or authorized on account of the payment of wage rates in excess of those listed herein.

II. COVERAGE OF TRUCK DRIVERS

Truck drivers are covered by Davis-Bacon Minimum Wage Rates in the following circumstances:

- Drivers of a contractor or subcontractor for time spent working on the site of the work.
- Drivers of a contractor or subcontractor for time spent loading and/or unloading materials and supplies on the site of the work, if such time is not de minimis. https://www.dol.gov/whd/FOH/FOH_Ch15.pdf
- Truck drivers transporting materials or supplies between a facility that is deemed part of the site of the work and the actual construction site.
- Truck drivers transporting portions of the building or work between a site established specifically for the performance of the contract where a significant portion of such building or work is constructed and the physical place where the building or work called for in the contract will remain.

Truck drivers are not covered by Davis-Bacon Minimum Wage Rates in the following circumstances:

- Material delivery truck drivers while off the site of the work.
- Drivers of a contractor or subcontractor traveling between a Davis-Bacon job and a commercial supply facility while they are off the site of the work."
- Truck drivers whose time spent on the site of the work is de minimis, such as only a few minutes at a time merely to pick up or drop off materials or supplies.

Details are available online at:

<https://www.dol.gov/whd/recovery/pwrb/Tab9.pdf>

<https://wisconsindot.gov/Pages/doing-bus/civil-rights/labornwage/trckng.aspx>

III. POSTINGS AT THE SITE OF THE WORK

In addition to the required postings furnished by the department, the contractor shall post the following in at least one conspicuous and accessible place at the site of work:

- a. A copy of the contractor's Equal Employment Opportunity Policy.

All required documents shall be posted by the first day of work and be accurate and complete. Postings must be readable, in an area where they will be noticed, and maintained until the last day of work.

IV. RESOURCES

Required information regarding compliance with federal provisions is found in the following resources:

- FHWA-1273 included in this contract
- U.S. Department of Labor Prevailing Wage Resource Book
- U.S. Department of Labor Field Operations Handbook
- U.S. Code of Federal Regulations
- Any applicable law, Act, or Executive Order enacted by the federal government at the time of the letting of this contract

"General Decision Number: WI20210010 07/09/2021

Superseded General Decision Number: WI20200010

State: Wisconsin

Construction Type: Highway

Counties: Wisconsin Statewide.

HIGHWAY, AIRPORT RUNWAY & TAXIWAY CONSTRUCTION PROJECTS (does not include bridges over navigable waters; tunnels; buildings in highway rest areas; and railroad construction)

Note: Under Executive Order (EO) 13658, an hourly minimum wage of \$10.95 for calendar year 2021 applies to all contracts subject to the Davis-Bacon Act for which the contract is awarded (and any solicitation was issued) on or after January 1, 2015. If this contract is covered by the EO, the contractor must pay all workers in any classification listed on this wage determination at least \$10.95 per hour (or the applicable wage rate listed on this wage determination, if it is higher) for all hours spent performing on the contract in calendar year 2021. If this contract is covered by the EO and a classification considered necessary for performance of work on the contract does not appear on this wage determination, the contractor must pay workers in that classification at least the wage rate determined through the conformance process set forth in 29 CFR 5.5(a)(1)(ii) (or the EO minimum wage rate, if it is higher than the conformed wage rate). The EO minimum wage rate will be adjusted annually. Please note that this EO applies to the above-mentioned types of contracts entered into by the federal government that are subject to the Davis-Bacon Act itself, but it does not apply to contracts subject only to the Davis-Bacon Related Acts, including those set forth at 29 CFR 5.1(a)(2)-(60). Additional information on contractor requirements and worker protections under the EO is available at www.dol.gov/whd/govcontracts.

Modification Number	Publication Date
0	01/01/2021
1	03/12/2021
2	03/19/2021
3	04/09/2021
4	05/14/2021
5	07/09/2021

BRWI0001-002 06/01/2020

CRAWFORD, JACKSON, JUNEAU, LA CROSSE, MONROE, TREMPPEALEAU, AND
VERNON COUNTIES

	Rates	Fringes
BRICKLAYER.....	\$ 35.31	24.7 7

BRWI0002-002 06/01/2020		

ASHLAND, BAYFIELD, DOUGLAS, AND IRON COUNTIES

	Rates	Fringes
BRICKLAYER.....	\$ 42.77	23.47

BRWI0002-005 06/01/2020		

ADAMS, ASHLAND, BARRON, BROWN, BURNETT, CALUMET, CHIPPEWA,
CLARK, COLUMBIA, DODGE, DOOR, DUNN, FLORENCE, FOND DU LAC,
FOREST, GREEN LAKE, IRON, JEFFERSON, KEWAUNEE, LANGLADE,
LINCOLN, MANITOWOC, MARATHON, MARINETTE, MARQUETTE, MENOMINEE,
OCONTO, ONEIDA, OUTAGAMIE, POLK, PORTAGE, RUSK, ST CROIX, SAUK,
SHAWANO, SHEBOYGAN, TAYLOR, VILAS, WALWORTH, WAUPACA, WAUSHARA,
WINNEBAGO, AND WOOD COUNTIES

	Rates	Fringes
CEMENT MASON/CONCRETE FINISHER...	\$ 36.68	23.40

BRWI0003-002 06/01/2020		

BROWN, DOOR, FLORENCE, KEWAUNEE, MARINETTE, AND OCONTO COUNTIES

	Rates	Fringes
BRICKLAYER.....	\$ 35.68	24.40

BRWI0004-002 06/01/2020		

KENOSHA, RACINE, AND WALWORTH COUNTIES

	Rates	Fringes
BRICKLAYER.....	\$ 39.90	25.53

BRWI0006-002 06/01/2020		

ADAMS, CLARK, FOREST, LANGLADE, LINCOLN, MARATHON, MENOMINEE,

ONEIDA, PORTAGE, PRICE, TAYLOR, VILAS AND WOOD COUNTIES

	Rates	Fringes
BRICKLAYER.....	\$ 36.60	23.48

BRWI0007-002 06/01/2020

GREEN, LAFAYETTE, AND ROCK COUNTIES

	Rates	Fringes
BRICKLAYER.....	\$ 37.07	24.72

BRWI0008-002 06/01/2020

MILWAUKEE, OZAUKEE, WASHINGTON, AND WAUKESHA COUNTIES

	Rates	Fringes
BRICKLAYER.....	\$ 40.75	24.32

BRWI0011-002 06/01/2020

CALUMET, FOND DU LAC, MANITOWOC, AND SHEBOYGAN COUNTIES

	Rates	Fringes
BRICKLAYER.....	\$ 35.68	24.40

BRWI0019-002 06/01/2020

BARRON, BUFFALO, BURNETT, CHIPPEWA, DUNN, EAU CLAIRE, PEPIN,
PIERCE, POLK, RUSK, ST. CROIX, SAWYER AND WASHBURN COUNTIES

	Rates	Fringes
BRICKLAYER.....	\$ 34.86	25.22

BRWI0034-002 06/01/2020

COLUMBIA AND SAUK COUNTIES

	Rates	Fringes
BRICKLAYER.....	\$ 37.36	24.43

CARP0087-001 05/01/2016

BURNETT (W. of Hwy 48), PIERCE (W. of Hwy 29), POLK (W. of Hwys 35, 48 & 65), AND ST. CROIX (W. of Hwy 65) COUNTIES

	Rates	Fringes
Carpenter & Piledrivermen.....	\$ 36.85	18.39

CARP0252-002 06/01/2016

ADAMS, BARRON, BAYFIELD (Eastern 2/3), BROWN, BUFFALO, BURNETT (E. of Hwy 48), CALUMET, CHIPPEWA, CLARK, COLUMBIA, CRAWFORD, DANE, DODGE, DOOR, DUNN, EAU CLAIRE, FLORENCE (except area bordering Michigan State Line), FOND DU LAC, FOREST, GRANT, GREEN, GREEN LAKE, IOWA, IRON, JACKSON, JEFFERSON, JUNEAU, KEWAUNEE, LA CROSSE, LAFAYETTE, LANGLADE, LINCOLN, MANITOWOC, MARATHON, MARINETTE (except N.E. corner), MARQUETTE, MENOMINEE, MONROE, OCONTO, ONEIDA, OUTAGAMIE, PEPIN, PIERCE (E. of Hwys 29 & 65), POLK (E. of Hwys 35, 48 & 65), PORTAGE, PRICE, RICHLAND, ROCK, RUSK, SAUK, SAWYER, SHAWANO, SHEBOYGAN, ST CROIX (E. of Hwy 65), TAYLOR, TREMPLEAU, VERNON, VILAS, WALWORTH, WASHBURN, WAUPACA, WAUSHARA, WINNEBAGO, AND WOOD COUNTIES

	Rates	Fringes
CARPENTER		
CARPENTER.....	\$ 33.56	18.00
MILLWRIGHT.....	\$ 35.08	18.35
PILEDRIVER.....	\$ 34.12	18.00

CARP0252-010 06/01/2016

ASHLAND COUNTY

	Rates	Fringes
Carpenters		
Carpenter.....	\$ 33.56	18.00
Millwright.....	\$ 35.08	18.35
Pile Driver.....	\$ 34.12	18.00

CARP0264-003 06/01/2016

KENOSHA, MILWAUKEE, OZAUKEE, RACINE, WAUKESHA, AND WASHINGTON COUNTIES

	Rates	Fringes
CARPENTER.....	\$ 35.78	22.11

 CARP0361-004 05/01/2018

BAYFIELD (West of Hwy 63) AND DOUGLAS COUNTIES

	Rates	Fringes
CARPENTER.....	\$ 36.15	20.43

 CARP2337-001 06/01/2016

ZONE A: MILWAUKEE, OZAUKEE, WAUKESHA AND WASHINGTON

ZONE B: KENOSHA & RACINE

	Rates	Fringes
PILEDRIVERMAN		
Zone A.....	\$ 31.03	22.69
Zone B.....	\$ 31.03	22.69

 ELEC0014-002 06/14/2020

ASHLAND, BARRON, BAYFIELD, BUFFALO, BURNETT, CHIPPEWA, CLARK
 (except Maryville, Colby, Unity, Sherman, Fremont, Lynn &
 Sherwood), CRAWFORD, DUNN, EAU CLAIRE, GRANT, IRON, JACKSON, LA
 CROSSE, MONROE, PEPIN, PIERCE, POLK, PRICE, RICHLAND, RUSK, ST
 CROIX, SAWYER, TAYLOR, TREMPLEAU, VERNON, AND WASHBURN
 COUNTIES

	Rates	Fringes
Electricians:.....	\$ 35.98	20.98

 ELEC0014-007 07/05/2020

REMAINING COUNTIES

	Rates	Fringes
Teledata System Installer		
Installer/Technician.....	\$ 27.75	15.14

Low voltage construction, installation, maintenance and
 removal of teledata facilities (voice, data, and video)

including outside plant, telephone and data inside wire, interconnect, terminal equipment, central offices, PABX, fiber optic cable and equipment, micro waves, V-SAT, bypass, CATV, WAN (wide area networks), LAN (local area networks), and ISDN (integrated systems digital network).

ELEC0127-002 06/01/2020

KENOSHA COUNTY

	Rates	Fringes
Electricians:.....	\$ 41.62	30%+12.70

ELEC0158-002 06/01/2020

BROWN, DOOR, KEWAUNEE, MANITOWOC (except Schleswig), MARINETTE(Wausuakee and area South thereof), OCONTO, MENOMINEE (East of a line 6 miles West of the West boundary of Oconto County), SHAWANO (Except Area North of Townships of Aniwa and Hutchins) COUNTIES

	Rates	Fringes
ELECTRICIAN.....	\$ 34.77	29.75%+10.26

ELEC0159-003 08/02/2020

COLUMBIA, DANE, DODGE (Area West of Hwy 26, except Chester and Emmet Townships), GREEN, LAKE (except Townships of Berlin, Seneca, and St. Marie), IOWA, MARQUETTE (except Townships of Neshkoka, Crystal Lake, Newton, and Springfield), and SAUK COUNTIES

	Rates	Fringes
ELECTRICIAN.....	\$ 41.86	22.67

ELEC0219-004 06/01/2019

FLORENCE COUNTY (Townships of Aurora, Commonwealth, Fern, Florence and Homestead) AND MARINETTE COUNTY (Township of Niagara)

	Rates	Fringes
--	-------	---------

Electricians:

Electrical contracts over		
\$180,000.....	\$ 33.94	21.80
Electrical contracts under		
\$180,000.....	\$ 31.75	21.73

ELEC0242-005 05/31/2020

DOUGLAS COUNTY

	Rates	Fringes
Electricians:.....	\$ 39.77	28.11

ELEC0388-002 06/01/2020

ADAMS, CLARK (Colby, Freemont, Lynn, Mayville, Sherman, Sherwood, Unity), FOREST, JUNEAU, LANGLADE, LINCOLN, MARATHON, MARINETTE (Beecher, Dunbar, Goodman & Pembine), MENOMINEE (Area West of a line 6 miles West of the West boundary of Oconto County), ONEIDA, PORTAGE, SHAWANO (Aniwa and Hutchins), VILAS AND WOOD COUNTIES

	Rates	Fringes
Electricians:.....	\$ 34.85	26%+11.20

ELEC0430-002 02/02/2021

RACINE COUNTY (Except Burlington Township)

	Rates	Fringes
Electricians:.....	\$ 41.859	22.871

* ELEC0494-005 06/01/2021

MILWAUKEE, OZAUKEE, WASHINGTON, AND WAUKESHA COUNTIES

	Rates	Fringes
Electricians:.....	\$ 44.39	25.67

* ELEC0494-006 06/01/2021

CALUMET (Township of New Holstein), DODGE (East of Hwy 26 including Chester Township), FOND DU LAC, MANITOWOC (Schleswig), and SHEBOYGAN COUNTIES

	Rates	Fringes
Electricians:.....	\$ 37.91	22.74

 * ELEC0494-013 06/01/2021

DODGE (East of Hwy 26 including Chester Twp, excluding Emmet Twp), FOND DU LAC (Except Waupuin), MILWAUKEE, OZAUKEE, MANITOWOC (Schleswig), WASHINGTON, AND WAUKESHA COUNTIES

	Rates	Fringes
Sound & Communications		
Installer.....	\$ 22.39	18.80
Technician.....	\$ 32.49	20.26

Installation, testing, maintenance, operation and servicing of all sound, intercom, telephone interconnect, closed circuit TV systems, radio systems, background music systems, language laboratories, electronic carillon, antenna distribution systems, clock and program systems and low-voltage systems such as visual nurse call, audio/visual nurse call systems, doctors entrance register systems. Includes all wire and cable carrying audio, visual, data, light and radio frequency signals. Includes the installation of conduit, wiremold, or raceways in existing structures that have been occupied for six months or more where required for the protection of the wire or cable, but does not mean a complete conduit or raceway system. work covered does not include the installation of conduit, wiremold or any raceways in any new construction, or the installation of power supply outlets by means of which external electric power is supplied to any of the foregoing equipment or products

 ELEC0577-003 06/01/2020

CALUMET (except Township of New Holstein), GREEN LAKE (N. part including Townships of Berlin, St Marie, and Seneca), MARQUETTE (N. part including Townships of Crystal Lake, Neshkoro, Newton, and Springfield), OUTAGAMIE, WAUPACA, WAUSHARA, AND WINNEBAGO COUNTIES

	Rates	Fringes
Electricians:.....	\$ 34.23	29.50%+10.00

* ELEC0890-003 06/01/2021

DODGE (Emmet Township only), GREEN, JEFFERSON, LAFAYETTE,
RACINE (Burlington Township), ROCK AND WALWORTH COUNTIES

	Rates	Fringes
Electricians:.....	\$ 39.00	25.95%+11.17

ELEC0953-001 06/02/2019

	Rates	Fringes
Line Construction:		
(1) Lineman.....	\$ 47.53	21.43
(2) Heavy Equipment Operator.....	\$ 42.78	19.80
(3) Equipment Operator.....	\$ 38.02	18.40
(4) Heavy Groundman Driver..	\$ 33.27	16.88
(5) Light Groundman Driver..	\$ 30.89	16.11
(6) Groundsman.....	\$ 26.14	14.60

ENGI0139-005 06/01/2020

	Rates	Fringes
Power Equipment Operator		
Group 1.....	\$ 41.62	23.80
Group 2.....	\$ 41.12	23.80
Group 3.....	\$ 40.62	23.80
Group 4.....	\$ 40.36	23.80
Group 5.....	\$ 40.07	23.80
Group 6.....	\$ 34.17	23.80

HAZARDOUS WASTE PREMIUMS:

EPA Level ""A"" protection - \$3.00 per hour
EPA Level ""B"" protection - \$2.00 per hour
EPA Level ""C"" protection - \$1.00 per hour

POWER EQUIPMENT OPERATORS CLASSIFICATIONS

GROUP 1: Cranes, tower cranes, and derricks with or without
attachments with a lifting capacity of over 100 tons; or
cranes, tower cranes, and derricks with boom, leads and/or
jib lengths measuring 176 feet or longer.

GROUP 2: Cranes, tower cranes and derricks with or without
attachments with a lifting capacity of 100 tons or less; or

cranes, tower cranes, and derricks with boom, leads, and/or jibs lengths measuring 175 feet or under and Backhoes (excavators) weighing 130,000 lbs and over; caisson rigs; pile driver; dredge operator; dredge engineer; Boat Pilot.

GROUP 3: Mechanic or welder - Heavy duty equipment; cranes with a lifting capacity of 25 tons or under; concrete breaker (manual or remote); vibratory/sonic concrete breaker; concrete laser screed; concrete slipform paver; concrete batch plant operator; concrete pvt. spreader - heavy duty (rubber tired); concrete spreader & distributor; automatic subgrader (concrete); concrete grinder & planing machine; concrete slipform curb & gutter machine; slipform concrete placer; tube finisher; hydro blaster (10,000 psi & over); bridge paver; concrete conveyor system; concrete pump; Rotec type Conveyor; stabilizing mixer (self-propelled); shoulder widener; asphalt plant engineer; bituminous paver; bump cutter & grooving machine; milling machine; screed (bituminous paver); asphalt heater, planer & scarifier; Backhoes (excavators) weighing under 130,000 lbs; grader or motor patrol; tractor (scraper, dozer, pusher, loader); scraper - rubber tired (single or twin engine); endloader; hydraulic backhoe (tractor type); trenching machine; skid rigs; tractor, side boom (heavy); drilling or boring machine (mechanical heavy); roller over 5 tons; percussion or rotary drilling machine; air track; blaster; loading machine (conveyor); tugger; boatmen; winches & A-frames; post driver; material hoist.

GROUP 4: Greaser, roller steel (5 tons or less); roller (pneumatic tired) - self propelled; tractor (mounted or towed compactors & light equipment); shouldering machine; self-propelled chip spreader; concrete spreader; finishing machine; mechanical float; curing machine; power subgrader; joint sawer (multiple blade) belting machine; burlap machine; texturing machine; tractor endloader (rubber tired) - light; jeep digger; forklift; mulcher; launch operator; fireman, environmental burner

GROUP 5: Air compressor; power pack; vibrator hammer and extractor; heavy equipment, leadman; tank car heaters; stump chipper; curb machine operator; Concrete proportioning plants; generators; mudjack operator; rock breaker; crusher or screening plant; screed (milling machine); automatic belt conveyor and surge bin; pug mill operator; Oiler, pump (over 3 inches); Drilling Machine Tender, day light machine

GROUP 6: Off-road material hauler with or without ejector.

* IRON0008-002 06/01/2021

BROWN, CALUMET, DOOR, FOND DU LAC, KEWAUNEE, MANITOWOC,
MARINETTE, OCONTO, OUTAGAMI, SHAWANO, SHEBOYGAN, AND WINNEBAGO
COUNTIES:

	Rates	Fringes
IRONWORKER.....	\$ 38.77	28.15

Paid Holidays: New Year's Day, Memorial Day, July 4th, Labor
Day, Thanksgiving Day & Christmas Day.

* IRON0008-003 06/01/2021

KENOSHA, MILWAUKEE, OZAUKEE, RACINE, WALWORTH (N.E. 2/3),
WASHINGTON, AND WAUKESHA COUNTIES

	Rates	Fringes
IRONWORKER.....	\$ 40.57	28.40

Paid Holidays: New Year's Day, Memorial Day, July 4th, Labor
Day, Thanksgiving Day & Christmas Day.

* IRON0383-001 06/06/2021

ADAMS, COLUMBIA, CRAWFORD, DANE, DODGE, FLORENCE, FOREST,
GRANT, GREENE, (Excluding S.E. tip), GREEN LAKE, IOWA,
JEFFERSON, JUNEAU, LA CROSSE, LAFAYETTE, LANGLADE, MARATHON,
MARQUETTE, MENOMINEE, MONROE, PORTAGE, RICHLAND, ROCK (Northern
area, vicinity of Edgerton and Milton), SAUK, VERNON, WAUPACA,
WAUSHARA, AND WOOD COUNTIES

	Rates	Fringes
IRONWORKER.....	\$ 37.75	27.06

IRON0498-005 06/01/2019

GREEN (S.E. 1/3), ROCK (South of Edgerton and Milton), and
WALWORTH (S.W. 1/3) COUNTIES:

	Rates	Fringes
IRONWORKER.....	\$ 40.25	40.53

IRON0512-008 06/03/2019		

BARRON, BUFFALO, CHIPPEWA, CLARK, DUNN, EAU CLAIRE, JACKSON,
PEPIN, PIERCE, POLK, RUSK, ST CROIX, TAYLOR, AND TREMPLEAU
COUNTIES

	Rates	Fringes
IRONWORKER.....	\$ 37.60	29.40

IRON0512-021 05/03/2021		

ASHLAND, BAYFIELD, BURNETT, DOUGLAS, IRON, LINCOLN, ONEIDA,
PRICE, SAWYER, VILAS AND WASHBURN COUNTIES

	Rates	Fringes
IRONWORKER.....	\$ 35.09	31.80

LAB00113-002 06/01/2020		

MILWAUKEE AND WAUKESHA COUNTIES

	Rates	Fringes
LABORER		
Group 1.....	\$ 30.05	22.26
Group 2.....	\$ 30.20	22.26
Group 3.....	\$ 30.40	22.26
Group 4.....	\$ 30.55	22.26
Group 5.....	\$ 30.70	22.26
Group 6.....	\$ 26.54	22.26

LABORERS CLASSIFICATIONS

GROUP 1: General Laborer; Tree Trimmer; Conduit Layer;
Demolition and Wrecking Laborer; Guard Rail, Fence, and
Bridge Builder; Landscaper; Multiplate Culvert Assembler;
Stone Handler; Bituminous Worker (Shoveler, Loader, and
Utility Man); Batch Truck Dumper or Cement Handler;
Bituminous Worker (Dumper, Ironer, Smoother, and Tamper);
Concrete Handler

GROUP 2: Air Tool Operator; Joint Sawyer and Filler

(Pavement); Vibrator or Tamper Operator (Mechanical Hand Operated); Chain Saw Operator; Demolition Burning Torch Laborer

GROUP 3: Bituminous Worker (Raker and Luteman); Formsetter (Curb, Sidewalk, and Pavement); Strike Off Man

GROUP 4: Line and Grade Specialist

GROUP 5: Blaster and Powderman

GROUP 6: Flagperson; traffic control person

LAB00113-003 06/01/2020

OZAUKEE AND WASHINGTON COUNTIES

	Rates	Fringes
LABORER		
Group 1.....	\$ 29.30	22.26
Group 2.....	\$ 29.40	22.26
Group 3.....	\$ 29.45	22.26
Group 4.....	\$ 29.65	22.26
Group 5.....	\$ 29.50	22.26
Group 6.....	\$ 26.39	22.26

LABORERS CLASSIFICATIONS

GROUP 1: General Laborer; Tree Trimmer; Conduit Layer; Demolition and Wrecking Laborer; Guard Rail, Fence, and Bridge Builder; Landscaper; Multiplate Culvert Assembler; Stone Handler; Bituminous Worker (Shoveler, Loader, and Utility Man); Batch Truck Dumper or Cement Handler; Bituminous Worker (Dumper, Ironer, Smoother, and Tamper); Concrete Handler

GROUP 2: Air Tool Operator; Joint Sawyer and Filler (Pavement); Vibrator or Tamper Operator (Mechanical Hand Operated);

GROUP 3: Bituminous Worker (Raker and Luteman); Formsetter (Curb, Sidewalk, and Pavement); Strike Off Man

GROUP 4: Line and Grade Specialist

GROUP 5: Blaster; powderman

GROUP 6: Flagperson and Traffic Control Person

LAB00113-011 06/01/2020

KENOSHA AND RACINE COUNTIES

	Rates	Fringes
LABORER		
Group 1.....	\$ 29.11	22.26
Group 2.....	\$ 29.26	22.26
Group 3.....	\$ 29.46	22.26
Group 4.....	\$ 29.43	22.26
Group 5.....	\$ 29.76	22.26
Group 6.....	\$ 26.25	22.26

LABORERS CLASSIFICATIONS:

GROUP 1: General laborer; Tree Trimmer; Conduit Layer; Demolition and Wrecking Laborer; Guard Rail, Fence, and Bridge Builder; Landscaper; Multiplate Culvert Assembler; Stone Handler; Bituminous Worker (Shoveler, Loader, and Utility Man); Batch Truck Dumper or Cement Handler; Bituminous worker (Dumper, Ironer, Smoother, and Tamper); Concrete Handler

GROUP 2: Air Tool Operator; Joint Sawyer and Filler (Pavement); Vibrator or Tamper Operator (Mechanical Hand Operated); Chain Saw Operator; Demolition Burning Torch Laborer

GROUP 3: Bituminous Worker (Raker and Luteman); Formsetter (Curb, Sidewalk, and Pavement); Strike Off Man

GROUP 4: Line and Grade Specialist

GROUP 5: Blaster and Powderman

GROUP 6: Flagman; traffic control person

LAB00140-002 06/01/2020

ADAMS, ASHLAND, BARRON, BAYFIELD, BROWN, BUFFALO, BURNETT, CALUMET, CHIPPEWA, CLARK, COLUMBIA, CRAWFORD, DODGE, DOOR, DOUGLAS, DUNN, EAU CLAIRE, FLORENCE, FOND DU LAC, FOREST, GRANT, GREEN, GREEN LAKE, IRON, JACKSON, JUNEAU, IOWA, JEFFERSON, KEWAUNEE, LA CROSSE, LAFAYETTE, LANGLADE, LINCOLN, MANITOWOC, MARATHON, MARINETTE, MARQUETTE, MENOMINEE, MONROE, OCONTO, ONEIDA, OUTAGAMIE, PEPIN, PIERCE, POLK, PORTAGE, PRICE,

RICHLAND, ROCK, RUSK, SAUK, SAWYER, SHAWANO, SHEBOYGAN, ST.
CROIX, TAYLOR, TREMPLEAU, VERNON, VILLAS, WALWORTH, WASHBURN,
WAUPACA, WAUSHARA, WINNEBAGO, AND WOOD COUNTIES

	Rates	Fringes
LABORER		
Group 1.....	\$ 33.72	17.95
Group 2.....	\$ 33.82	17.95
Group 3.....	\$ 33.87	17.95
Group 4.....	\$ 34.07	17.95
Group 5.....	\$ 33.92	17.95
Group 6.....	\$ 30.35	17.95

LABORER CLASSIFICATIONS

GROUP 1: General Laborer; Tree Trimmer; Conduit Layer;
Demolition and Wrecking Laborer; Guard Rail, Fence, and
Bridge Builder; Landscaper; Multiplate Culvert Assembler;
Stone Handler; Bituminous Worker (Shoveler, Loader, and
Utility Man); Batch Truck Dumper or Cement Handler;
Bituminous Worker (Dumper, Ironer, Smoother and Tamper);
Concrete Handler

GROUP 2: Air Tool Operator; Joint Sawyer and Filler
(Pavement); Vibrator or Tamper Operator (Mechanical Hand
Operated); Chain Saw Operator, Demolition Burning Torch
Laborer

GROUP 3: Bituminous Worker (Raker and Luteman); Formsetter
(Curb, Sidewalk and Pavement); Strike Off Man

GROUP 4: Line and Grade Specialist

GROUP 5: Blaster; powderman

GROUP 6: Flagperson; Traffic Control

LAB00464-003 06/01/2020

DANE COUNTY

	Rates	Fringes
LABORER		
Group 1.....	\$ 34.00	17.95
Group 2.....	\$ 34.10	17.95
Group 3.....	\$ 34.15	17.95

Group 4.....	\$ 34.35	17.95
Group 5.....	\$ 34.20	17.95
Group 6.....	\$ 30.35	17.95

LABORERS CLASSIFICATIONS:

GROUP 1: General Laborer; Tree Trimmer; Conduit Layer; Demolition and Wrecking Laborer; Guard Rail, Fence, and Bridge Builder; Landscaper; Multiplate Culvert Assembler; Stone Handler; Bituminous Worker (Shoveler, Loader, and Utility Man); Batch Truck Dumper or Cement Handler; Bituminous Worker (Dumper, Ironer, Smoother, and Tamper); Concrete Handler

GROUP 2: Air Tool Operator; Joint Sawyer and Filler (Pavement); Vibrator or Tamper Operator (Mechanical Hand Operated); Chain Saw Operator; Demolition Burning Torch Laborer

GROUP 3: Bituminous Worker (Raker and Luteman); Formsetter (Curb, Sidewalk, and Pavement); Strike Off Man

GROUP 4: Line and Grade Specialist

GROUP 5: Blaster; Powderman

GROUP 6: Flagperson and Traffic Control Person

PAIN0106-008 05/01/2017

ASHLAND, BAYFIELD, BURNETT, AND DOUGLAS COUNTIES

	Rates	Fringes
Painters:		
New:		
Brush, Roller.....	\$ 30.33	17.27
Spray, Sandblast, Steel....	\$ 30.93	17.27
Repaint:		
Brush, Roller.....	\$ 28.83	17.27
Spray, Sandblast, Steel....	\$ 29.43	17.27

PAIN0108-002 06/01/2019

RACINE COUNTY

	Rates	Fringes
--	-------	---------

Painters:

Brush, Roller.....	\$ 36.08	20.36
Spray & Sandblast.....	\$ 37.08	20.36

PAIN0259-002 05/01/2008

BARRON, CHIPPEWA, DUNN, EAU CLAIRE, PEPIN, PIERCE, POLK, RUSK,
SAWYER, ST. CROIX, AND WASHBURN COUNTIES

	Rates	Fringes
PAINTER.....	\$ 24.11	12.15

PAIN0259-004 05/01/2015

BUFFALO, CRAWFORD, JACKSON, LA CROSSE, MONROE, TREMPLEAU, AND
VERNON COUNTIES

	Rates	Fringes
PAINTER.....	\$ 22.03	12.45

PAIN0781-002 06/01/2019

JEFFERSON, MILWAUKEE, OZAUKEE, WASHINGTON, AND WAUKESHA COUNTIES

	Rates	Fringes
Painters:		
Bridge.....	\$ 33.30	23.86
Brush.....	\$ 32.95	23.86
Spray & Sandblast.....	\$ 33.70	23.86

PAIN0802-002 06/01/2019

COLUMBIA, DANE, DODGE, GRANT, GREEN, IOWA, LAFAYETTE, RICHLAND,
ROCK, AND SAUK COUNTIES

	Rates	Fringes
PAINTER		
Brush.....	\$ 30.93	18.44

PREMIUM PAY:
Structural Steel, Spray, Bridges = \$1.00 additional per
hour.

PAIN0802-003 06/01/2019

ADAMS, BROWN, CALUMET, CLARK, DOOR, FOND DU LAC, FOREST, GREEN
LAKE, IRON, JUNEAU, KEWAUNEE, LANGLADE, LINCOLN, MANITOWOC,
MARATHON, MARINETTE, MARQUETTE, MENOMINEE, OCONTO, ONEIDA,
OUTAGAMIE, PORTAGE, PRICE, SHAWANO, SHEBOYGAN, TAYLOR, VILAS,
WAUSHARA, WAUPACA, WINNEBAGO, AND WOOD COUNTIES

	Rates	Fringes
PAINTER.....	\$ 30.93	18.58

PAIN0934-001 06/01/2017		

KENOSHA AND WALWORTH COUNTIES

	Rates	Fringes
Painters:		
Brush.....	\$ 33.74	18.95
Spray.....	\$ 34.74	18.95
Structural Steel.....	\$ 33.89	18.95

PAIN1011-002 06/02/2019		

FLORENCE COUNTY

	Rates	Fringes
Painters:.....	\$ 25.76	13.33

PLAS0599-010 06/01/2017		

	Rates	Fringes
CEMENT MASON/CONCRETE FINISHER		
Area 1.....	\$ 39.46	17.17
Area 2 (BAC).....	\$ 35.07	19.75
Area 3.....	\$ 35.61	19.40
Area 4.....	\$ 34.70	20.51
Area 5.....	\$ 36.27	18.73
Area 6.....	\$ 32.02	22.99

AREA DESCRIPTIONS

AREA 1: BAYFIELD, DOUGLAS, PRICE, SAWYER, AND WASHBURN
COUNTIES

AREA 2: ADAMS, ASHLAND, BARRON, BROWN, BURNETT, CALUMET,

CHIPPEWA, CLARK, COLUMBIA, DODGE, DOOR, DUNN, FLORENCE,
FOND DU LAC, FOREST, GREEN LAKE, IRON, JEFFERSON, KEWAUNEE,
LANGLADE, LINCOLN, MANITOWOC, MARATHON, MARINETTE,
MARQUETTE, MENOMINEE, OCONTO, ONEIDA, OUTAGAMIE, POLK,
PORTAGE, RUSK, ST CROIX, SAUK, SHAWANO, SHEBOYGAN, TAYLOR,
VILAS, WALWORTH, WAUPACA, WAUSHARA, WINNEBAGO, AND WOOD
COUNTIES

AREA 3: BUFFALO, CRAWFORD, EAU CLAIRE, JACKSON, JUNEAU, LA
CROSSE MONROE, PEPIN, PIERCE, RICHLAND, TREMPLEAU, AND
VERNON COUNTIES

AREA 4: MILWAUKEE, OZAUKEE, WASHINGTON, AND WAUKESHA COUNTIES

AREA 5: DANE, GRANT, GREEN, IOWA, LAFAYETTE, AND ROCK
COUNTIES

AREA 6: KENOSHA AND RACINE COUNTIES

* TEAM0039-001 06/01/2021

	Rates	Fringes
TRUCK DRIVER		
1 & 2 Axles.....	\$ 32.57	23.81
3 or more Axles; Euclids, Dumptor & Articulated, Truck Mechanic.....	\$ 32.72	23.81

WELL DRILLER.....	\$ 16.52	3.70

WELDERS - Receive rate prescribed for craft performing
operation to which welding is incidental.

=====

Note: Executive Order (EO) 13706, Establishing Paid Sick Leave
for Federal Contractors applies to all contracts subject to the
Davis-Bacon Act for which the contract is awarded (and any
solicitation was issued) on or after January 1, 2017. If this
contract is covered by the EO, the contractor must provide
employees with 1 hour of paid sick leave for every 30 hours
they work, up to 56 hours of paid sick leave each year.
Employees must be permitted to use paid sick leave for their
own illness, injury or other health-related needs, including
preventive care; to assist a family member (or person who is
like family to the employee) who is ill, injured, or has other

health-related needs, including preventive care; or for reasons resulting from, or to assist a family member (or person who is like family to the employee) who is a victim of, domestic violence, sexual assault, or stalking. Additional information on contractor requirements and worker protections under the EO is available at www.dol.gov/whd/govcontracts.

Unlisted classifications needed for work not included within the scope of the classifications listed may be added after award only as provided in the labor standards contract clauses (29CFR 5.5 (a) (1) (ii)).

The body of each wage determination lists the classification and wage rates that have been found to be prevailing for the cited type(s) of construction in the area covered by the wage determination. The classifications are listed in alphabetical order of ""identifiers"" that indicate whether the particular rate is a union rate (current union negotiated rate for local), a survey rate (weighted average rate) or a union average rate (weighted union average rate).

Union Rate Identifiers

A four letter classification abbreviation identifier enclosed in dotted lines beginning with characters other than ""SU"" or ""UAVG"" denotes that the union classification and rate were prevailing for that classification in the survey. Example: PLUM0198-005 07/01/2014. PLUM is an abbreviation identifier of the union which prevailed in the survey for this classification, which in this example would be Plumbers. 0198 indicates the local union number or district council number where applicable, i.e., Plumbers Local 0198. The next number, 005 in the example, is an internal number used in processing the wage determination. 07/01/2014 is the effective date of the most current negotiated rate, which in this example is July 1, 2014.

Union prevailing wage rates are updated to reflect all rate changes in the collective bargaining agreement (CBA) governing this classification and rate.

Survey Rate Identifiers

Classifications listed under the ""SU"" identifier indicate that no one rate prevailed for this classification in the survey and the published rate is derived by computing a weighted average

rate based on all the rates reported in the survey for that classification. As this weighted average rate includes all rates reported in the survey, it may include both union and non-union rates. Example: SULA2012-007 5/13/2014. SU indicates the rates are survey rates based on a weighted average calculation of rates and are not majority rates. LA indicates the State of Louisiana. 2012 is the year of survey on which these classifications and rates are based. The next number, 007 in the example, is an internal number used in producing the wage determination. 5/13/2014 indicates the survey completion date for the classifications and rates under that identifier.

Survey wage rates are not updated and remain in effect until a new survey is conducted.

Union Average Rate Identifiers

Classification(s) listed under the UAVG identifier indicate that no single majority rate prevailed for those classifications; however, 100% of the data reported for the classifications was union data. EXAMPLE: UAVG-OH-0010 08/29/2014. UAVG indicates that the rate is a weighted union average rate. OH indicates the state. The next number, 0010 in the example, is an internal number used in producing the wage determination. 08/29/2014 indicates the survey completion date for the classifications and rates under that identifier.

A UAVG rate will be updated once a year, usually in January of each year, to reflect a weighted average of the current negotiated/CBA rate of the union locals from which the rate is based.

WAGE DETERMINATION APPEALS PROCESS

1.) Has there been an initial decision in the matter? This can be:

- * an existing published wage determination
- * a survey underlying a wage determination
- * a Wage and Hour Division letter setting forth a position on a wage determination matter
- * a conformance (additional classification and rate) ruling

On survey related matters, initial contact, including requests for summaries of surveys, should be with the Wage and Hour Regional Office for the area in which the survey was conducted

because those Regional Offices have responsibility for the Davis-Bacon survey program. If the response from this initial contact is not satisfactory, then the process described in 2.) and 3.) should be followed.

With regard to any other matter not yet ripe for the formal process described here, initial contact should be with the Branch of Construction Wage Determinations. Write to:

Branch of Construction Wage Determinations
Wage and Hour Division
U.S. Department of Labor
200 Constitution Avenue, N.W.
Washington, DC 20210

2.) If the answer to the question in 1.) is yes, then an interested party (those affected by the action) can request review and reconsideration from the Wage and Hour Administrator (See 29 CFR Part 1.8 and 29 CFR Part 7). Write to:

Wage and Hour Administrator
U.S. Department of Labor
200 Constitution Avenue, N.W.
Washington, DC 20210

The request should be accompanied by a full statement of the interested party's position and by any information (wage payment data, project description, area practice material, etc.) that the requestor considers relevant to the issue.

3.) If the decision of the Administrator is not favorable, an interested party may appeal directly to the Administrative Review Board (formerly the Wage Appeals Board). Write to:

Administrative Review Board
U.S. Department of Labor
200 Constitution Avenue, N.W.
Washington, DC 20210

4.) All decisions by the Administrative Review Board are final.

=====

END OF GENERAL DECISION"

August 2018

NOTICE TO BIDDERS WAGE RATE DECISION

The wage rate decision of the Department of Labor which has been incorporated in these advertised specifications is incomplete in that the classifications may be omitted from the Department of Labor's decision.

Since the bidder is responsible, independently, for ascertaining area practice with respect to the necessity, or lack of necessity, for the use of these classifications in the prosecution of the work contemplated by this project, no inference may be drawn from the omission of these classifications concerning prevailing area practices relative to their use. Further, this omission will not, per se, be construed as establishing any governmental liability for increased labor cost if it is subsequently determined that such classifications are required.

There may be omissions and/or errors in the federal wage rates. The bidder is responsible for evaluating and determining the correct applicable rate.

If a project includes multiple types of construction (highway, bridge over navigable water, sanitary sewer and water main, building) and there is not a separate wage determination for this type of work included in the proposal, use the wage determination that is in the proposal.

If a project includes multiple types of construction, different wage rate determinations may be inserted into the contract (WI10/Highway = in all WisDOT highway contracts, WI15/Heavy = bridge over navigable water per USDOL and US Coast Guard designation, WI8/Heavy (Sewer & Water Line & Tunnel) = sanitary sewer and water main if the cost is more than 20% of the contract and/or at least \$1,000,000, and Building). If multiple wage rate determinations are inserted into the contract, use the classification in the wage determination for the work being done. Use WI15 wage rates when working on the bridge and/or structure from bank to bank. Use WI8 wage rates when working on any sanitary sewer or water main work. Use Building wage rates for all work done within the footprint of the building. Use WI10 wage rates for all other highway work in the contract and approaches to structures. For example, if a laborer is working within the footprint of a building, use the Laborer rate in the Building wage determination inserted in the contract. If a laborer is working on a bridge/structure within the banks, use the Laborer rate in the WI15/Heavy wage determination if inserted in the contract. If the laborer is working on the highway, use the Laborer rate in the WI10/Highway wage determination.



Proposal Schedule of Items

Page 1 of 23

Proposal ID: 20210914013 Project(s): 1166-06-75, 6290-09-70, 6290-09-71

Federal ID(s): WISC 2021482, WISC 2021484, WISC 2021494

SECTION: 0001

Contract Items

Alt Set ID:

Alt Mbr ID:

Proposal Line Number	Item ID Description	Approximate Quantity and Units	Unit Price	Bid Amount
0002	201.0105 Clearing	7.000 STA	_____.	_____.
0004	201.0110 Clearing	142.000 SY	_____.	_____.
0006	201.0120 Clearing	153.000 ID	_____.	_____.
0008	201.0205 Grubbing	7.000 STA	_____.	_____.
0010	201.0210 Grubbing	142.000 SY	_____.	_____.
0012	201.0220 Grubbing	153.000 ID	_____.	_____.
0014	203.0100 Removing Small Pipe Culverts	2.000 EACH	_____.	_____.
0016	203.0200 Removing Old Structure (station) 01. 91+42EB	LS	LUMP SUM	_____.
0018	203.0210.S Abatement of Asbestos Containing Material (structure) 01. B-49-24	LS	LUMP SUM	_____.
0020	204.0100 Removing Concrete Pavement	16,486.000 SY	_____.	_____.
0022	204.0110 Removing Asphaltic Surface	913.000 SY	_____.	_____.
0024	204.0115 Removing Asphaltic Surface Butt Joints	109.000 SY	_____.	_____.
0026	204.0120 Removing Asphaltic Surface Milling	2,400.000 SY	_____.	_____.
0028	204.0150 Removing Curb & Gutter	5,879.000 LF	_____.	_____.
0030	204.0155 Removing Concrete Sidewalk	1,340.000 SY	_____.	_____.
0032	204.0157 Removing Concrete Barrier	179.000 LF	_____.	_____.



Proposal Schedule of Items

Page 2 of 23

Proposal ID: 20210914013 Project(s): 1166-06-75, 6290-09-70, 6290-09-71

Federal ID(s): WISC 2021482, WISC 2021484, WISC 2021494

SECTION: 0001

Contract Items

Alt Set ID:

Alt Mbr ID:

Proposal Line Number	Item ID Description	Approximate Quantity and Units	Unit Price	Bid Amount
0034	204.0165 Removing Guardrail	743.000 LF	_____.	_____.
0036	204.0170 Removing Fence	40.000 LF	_____.	_____.
0038	204.0195 Removing Concrete Bases	60.000 EACH	_____.	_____.
0040	204.0220 Removing Inlets	27.000 EACH	_____.	_____.
0042	204.0245 Removing Storm Sewer (size) 01. 12-Inch	681.000 LF	_____.	_____.
0044	204.0245 Removing Storm Sewer (size) 02. 15-Inch	77.000 LF	_____.	_____.
0046	205.0100 Excavation Common	11,151.000 CY	_____.	_____.
0048	206.1000 Excavation for Structures Bridges (structure) 01. B-49-24	LS	LUMP SUM	_____.
0050	208.0100 Borrow	3,608.000 CY	_____.	_____.
0052	210.1500 Backfill Structure Type A	660.000 TON	_____.	_____.
0054	213.0100 Finishing Roadway (project) 01. 1166-06-75	1.000 EACH	_____.	_____.
0056	213.0100 Finishing Roadway (project) 02. 6290-09-70	1.000 EACH	_____.	_____.
0058	213.0100 Finishing Roadway (project) 03. 6290-09-71	1.000 EACH	_____.	_____.
0060	305.0110 Base Aggregate Dense 3/4-Inch	504.000 TON	_____.	_____.
0062	305.0120 Base Aggregate Dense 1 1/4-Inch	11,813.000 TON	_____.	_____.



Proposal Schedule of Items

Page 3 of 23

Proposal ID: 20210914013 Project(s): 1166-06-75, 6290-09-70, 6290-09-71

Federal ID(s): WISC 2021482, WISC 2021484, WISC 2021494

SECTION: 0001

Contract Items

Alt Set ID:

Alt Mbr ID:

Proposal Line Number	Item ID Description	Approximate Quantity and Units	Unit Price	Bid Amount
0064	310.0110 Base Aggregate Open-Graded	964.000 TON	_____.	_____.
0066	405.0100 Coloring Concrete WisDOT Red	89.000 CY	_____.	_____.
0068	415.0090 Concrete Pavement 9-Inch	576.000 SY	_____.	_____.
0070	415.0100 Concrete Pavement 10-Inch	2,200.000 SY	_____.	_____.
0072	415.0110 Concrete Pavement 11-Inch	14,640.000 SY	_____.	_____.
0074	415.0410 Concrete Pavement Approach Slab	478.000 SY	_____.	_____.
0076	415.5110.S Concrete Pavement Joint Layout 01. 1166-06-75	LS	LUMP SUM	_____.
0078	415.5110.S Concrete Pavement Joint Layout 02. 6290-09-70	LS	LUMP SUM	_____.
0080	415.5110.S Concrete Pavement Joint Layout 03. 6290-09-71	LS	LUMP SUM	_____.
0082	415.6000.S Rout and Seal	571.000 LF	_____.	_____.
0084	416.0160 Concrete Driveway 6-Inch	47.000 SY	_____.	_____.
0086	416.0512 Concrete Truck Apron 12-Inch	266.000 SY	_____.	_____.
0088	416.0610 Drilled Tie Bars	1,962.000 EACH	_____.	_____.
0090	416.0620 Drilled Dowel Bars	1,079.000 EACH	_____.	_____.
0092	416.1010 Concrete Surface Drains	4.000 CY	_____.	_____.
0094	416.1710 Concrete Pavement Repair	462.000 SY	_____.	_____.



Proposal Schedule of Items

Page 4 of 23

Proposal ID: 20210914013 Project(s): 1166-06-75, 6290-09-70, 6290-09-71

Federal ID(s): WISC 2021482, WISC 2021484, WISC 2021494

SECTION: 0001

Contract Items

Alt Set ID:

Alt Mbr ID:

Proposal Line Number	Item ID Description	Approximate Quantity and Units	Unit Price	Bid Amount
0096	416.1715 Concrete Pavement Repair SHES	151.000 SY	_____.	_____.
0098	416.1720 Concrete Pavement Replacement	950.000 SY	_____.	_____.
0100	465.0105 Asphaltic Surface	453.000 TON	_____.	_____.
0102	465.0110 Asphaltic Surface Patching	84.100 TON	_____.	_____.
0104	465.0120 Asphaltic Surface Driveways and Field Entrances	20.000 TON	_____.	_____.
0106	465.0125 Asphaltic Surface Temporary	1,770.000 TON	_____.	_____.
0108	465.0315 Asphaltic Flumes	91.000 SY	_____.	_____.
0110	465.0400 Asphaltic Shoulder Rumble Strips	3,683.000 LF	_____.	_____.
0112	502.0100 Concrete Masonry Bridges	1,119.000 CY	_____.	_____.
0114	502.3101 Expansion Device 01. B-49-24	240.000 LF	_____.	_____.
0116	502.3200 Protective Surface Treatment	2,145.000 SY	_____.	_____.
0118	502.3210 Pigmented Surface Sealer	700.000 SY	_____.	_____.
0120	502.4204 Adhesive Anchors No. 4 Bar	230.000 EACH	_____.	_____.
0122	502.4205 Adhesive Anchors No. 5 Bar	1,332.000 EACH	_____.	_____.
0124	505.0600 Bar Steel Reinforcement HS Coated Structures	204,810.000 LB	_____.	_____.
0126	506.0605 Structural Steel HS	5,650.000 LB	_____.	_____.



Proposal Schedule of Items

Page 5 of 23

Proposal ID: 20210914013 Project(s): 1166-06-75, 6290-09-70, 6290-09-71

Federal ID(s): WISC 2021482, WISC 2021484, WISC 2021494

SECTION: 0001

Contract Items

Alt Set ID:

Alt Mbr ID:

Proposal Line Number	Item ID Description	Approximate Quantity and Units	Unit Price	Bid Amount
0128	506.2610 Bearing Pads Elastomeric Laminated	24.000 EACH	_____.	_____.
0130	506.7050.S Removing Bearings (structure) 01. B-49-24	24.000 EACH	_____.	_____.
0132	509.1500 Concrete Surface Repair	100.000 SF	_____.	_____.
0134	509.9020.S Epoxy Crack Sealing	200.000 LF	_____.	_____.
0136	511.1200 Temporary Shoring (structure) 01. B-49-24	480.000 SF	_____.	_____.
0138	516.0500 Rubberized Membrane Waterproofing	44.000 SY	_____.	_____.
0140	517.0600 Painting Epoxy System (structure) 01. B-49-24	LS	LUMP SUM	_____.
0142	517.0900.S Preparation and Coating of Top Flanges (structure) 01. B-49-24	LS	LUMP SUM	_____.
0144	517.1800.S Structure Repainting Recycled Abrasive (structure) 01. B-49-24	LS	LUMP SUM	_____.
0146	517.4500.S Negative Pressure Containment and Collection of Waste Materials (structure) 01. B-49-24	LS	LUMP SUM	_____.
0148	517.6001.S Portable Decontamination Facility 01. B-49-24	1.000 EACH	_____.	_____.
0150	520.8000 Concrete Collars for Pipe	15.000 EACH	_____.	_____.
0152	521.1012 Apron Endwalls for Culvert Pipe Steel 12-Inch	1.000 EACH	_____.	_____.
0154	522.0130 Culvert Pipe Reinforced Concrete Class III 30-Inch	72.000 LF	_____.	_____.



Proposal Schedule of Items

Page 6 of 23

Proposal ID: 20210914013 Project(s): 1166-06-75, 6290-09-70, 6290-09-71

Federal ID(s): WISC 2021482, WISC 2021484, WISC 2021494

SECTION: 0001

Contract Items

Alt Set ID:

Alt Mbr ID:

Proposal Line Number	Item ID Description	Approximate Quantity and Units	Unit Price	Bid Amount
0156	522.1012 Apron Endwalls for Culvert Pipe Reinforced Concrete 12-Inch	17.000 EACH	_____.	_____.
0158	522.1030 Apron Endwalls for Culvert Pipe Reinforced Concrete 30-Inch	2.000 EACH	_____.	_____.
0160	524.0648 Apron Endwalls for Culvert Pipe Salvaged 48-Inch	1.000 EACH	_____.	_____.
0162	531.2048 Drilling Shaft 48-Inch	56.000 LF	_____.	_____.
0164	531.5340 Foundation Single-Shaft Type TC-IV (structure) 01. S-49-29	1.000 EACH	_____.	_____.
0166	531.5340 Foundation Single-Shaft Type TC-IV (structure) 02. S-49-30	1.000 EACH	_____.	_____.
0168	531.8990 Anchor Assemblies Poles on Structures	2.000 EACH	_____.	_____.
0170	532.5340 Truss Cantilever 2-Chord Type IV (structure) 01. S-49-29	1.000 EACH	_____.	_____.
0172	532.5340 Truss Cantilever 2-Chord Type IV (structure) 02. S-49-30	1.000 EACH	_____.	_____.
0174	601.0405 Concrete Curb & Gutter 18-Inch Type A	4,947.000 LF	_____.	_____.
0176	601.0409 Concrete Curb & Gutter 30-Inch Type A	3,921.000 LF	_____.	_____.
0178	601.0555 Concrete Curb & Gutter 6-Inch Sloped 36-Inch Type A	1,421.000 LF	_____.	_____.
0180	601.0582 Concrete Curb & Gutter 4-Inch Sloped 36-Inch Type T	414.000 LF	_____.	_____.
0182	601.0590 Concrete Curb & Gutter 4-Inch Sloped 36-Inch Type TBTT	78.000 LF	_____.	_____.



Proposal Schedule of Items

Page 7 of 23

Proposal ID: 20210914013 Project(s): 1166-06-75, 6290-09-70, 6290-09-71

Federal ID(s): WISC 2021482, WISC 2021484, WISC 2021494

SECTION: 0001

Contract Items

Alt Set ID:

Alt Mbr ID:

Proposal Line Number	Item ID Description	Approximate Quantity and Units	Unit Price	Bid Amount
0184	601.0600 Concrete Curb Pedestrian	16.000 LF	_____.	_____.
0186	602.0405 Concrete Sidewalk 4-Inch	27,423.000 SF	_____.	_____.
0188	602.0410 Concrete Sidewalk 5-Inch	4,781.000 SF	_____.	_____.
0190	602.0415 Concrete Sidewalk 6-Inch	6,225.000 SF	_____.	_____.
0192	602.0505 Curb Ramp Detectable Warning Field Yellow	364.000 SF	_____.	_____.
0194	602.0605 Curb Ramp Detectable Warning Field Radial Yellow	131.000 SF	_____.	_____.
0196	602.2400 Concrete Safety Islands	1,777.000 SF	_____.	_____.
0198	603.1142 Concrete Barrier Type S42	932.000 LF	_____.	_____.
0200	603.8000 Concrete Barrier Temporary Precast Delivered	2,216.000 LF	_____.	_____.
0202	603.8125 Concrete Barrier Temporary Precast Installed	3,651.000 LF	_____.	_____.
0204	603.8505 Anchoring Concrete Barrier Temporary Precast on Bridge Decks	520.000 LF	_____.	_____.
0206	604.0500 Slope Paving Crushed Aggregate	80.000 SY	_____.	_____.
0208	604.9015.S Reseal Crushed Aggregate Slope Paving	645.000 SY	_____.	_____.
0210	606.0300 Riprap Heavy	31.000 CY	_____.	_____.
0212	608.0312 Storm Sewer Pipe Reinforced Concrete Class III 12-Inch	959.000 LF	_____.	_____.



Proposal Schedule of Items

Page 8 of 23

Proposal ID: 20210914013 Project(s): 1166-06-75, 6290-09-70, 6290-09-71

Federal ID(s): WISC 2021482, WISC 2021484, WISC 2021494

SECTION: 0001

Contract Items

Alt Set ID:

Alt Mbr ID:

Proposal Line Number	Item ID Description	Approximate Quantity and Units	Unit Price	Bid Amount
0214	608.0318 Storm Sewer Pipe Reinforced Concrete Class III 18-Inch	47.000 LF	_____.	_____.
0216	608.0412 Storm Sewer Pipe Reinforced Concrete Class IV 12-Inch	759.000 LF	_____.	_____.
0218	608.2338 Storm Sewer Pipe Reinforced Concrete Horizontal Elliptical Class HE-III 38x60-Inch	7.000 LF	_____.	_____.
0220	611.0420 Reconstructing Manholes	1.000 EACH	_____.	_____.
0222	611.0430 Reconstructing Inlets	1.000 EACH	_____.	_____.
0224	611.0530 Manhole Covers Type J	2.000 EACH	_____.	_____.
0226	611.0610 Inlet Covers Type BW	4.000 EACH	_____.	_____.
0228	611.0624 Inlet Covers Type H	30.000 EACH	_____.	_____.
0230	611.0627 Inlet Covers Type HM	5.000 EACH	_____.	_____.
0232	611.0652 Inlet Covers Type T	1.000 EACH	_____.	_____.
0234	611.0666 Inlet Covers Type Z	16.000 EACH	_____.	_____.
0236	611.2003 Manholes 3-FT Diameter	2.000 EACH	_____.	_____.
0238	611.3003 Inlets 3-FT Diameter	16.000 EACH	_____.	_____.
0240	611.3004 Inlets 4-FT Diameter	12.000 EACH	_____.	_____.
0242	611.3225 Inlets 2x2.5-FT	4.000 EACH	_____.	_____.



Proposal Schedule of Items

Page 9 of 23

Proposal ID: 20210914013 Project(s): 1166-06-75, 6290-09-70, 6290-09-71

Federal ID(s): WISC 2021482, WISC 2021484, WISC 2021494

SECTION: 0001

Contract Items

Alt Set ID:

Alt Mbr ID:

Proposal Line Number	Item ID Description	Approximate Quantity and Units	Unit Price	Bid Amount
0244	611.3230 Inlets 2x3-FT	23.000 EACH	_____.	_____.
0246	611.8115 Adjusting Inlet Covers	1.000 EACH	_____.	_____.
0248	612.0212 Pipe Underdrain Unperforated 12-Inch	93.000 LF	_____.	_____.
0250	612.0406 Pipe Underdrain Wrapped 6-Inch	370.000 LF	_____.	_____.
0252	614.0150 Anchor Assemblies for Steel Plate Beam Guard	4.000 EACH	_____.	_____.
0254	614.0395 Guardrail Mow Strip Concrete	110.000 SY	_____.	_____.
0256	614.2300 MGS Guardrail 3	509.500 LF	_____.	_____.
0258	614.2500 MGS Thrie Beam Transition	80.000 LF	_____.	_____.
0260	614.2610 MGS Guardrail Terminal EAT	3.000 EACH	_____.	_____.
0262	616.0204 Fence Chain Link 4-FT	123.000 LF	_____.	_____.
0264	618.0100 Maintenance And Repair of Haul Roads (project) 01. 1166-06-75	1.000 EACH	_____.	_____.
0266	618.0100 Maintenance And Repair of Haul Roads (project) 02. 6290-09-70	1.000 EACH	_____.	_____.
0268	618.0100 Maintenance And Repair of Haul Roads (project) 03. 6290-09-71	1.000 EACH	_____.	_____.
0270	619.1000 Mobilization	1.000 EACH	_____.	_____.
0272	620.0300 Concrete Median Sloped Nose	1,152.000 SF	_____.	_____.
0274	624.0100 Water	186.200 MGAL	_____.	_____.



Proposal Schedule of Items

Page 10 of 23

Proposal ID: 20210914013 Project(s): 1166-06-75, 6290-09-70, 6290-09-71

Federal ID(s): WISC 2021482, WISC 2021484, WISC 2021494

SECTION: 0001

Contract Items

Alt Set ID:

Alt Mbr ID:

Proposal Line Number	Item ID Description	Approximate Quantity and Units	Unit Price	Bid Amount
0276	625.0100 Topsoil	13,762.000 SY	_____.	_____.
0278	628.1104 Erosion Bales	8.000 EACH	_____.	_____.
0280	628.1504 Silt Fence	871.000 LF	_____.	_____.
0282	628.1520 Silt Fence Maintenance	871.000 LF	_____.	_____.
0284	628.1905 Mobilizations Erosion Control	10.000 EACH	_____.	_____.
0286	628.1910 Mobilizations Emergency Erosion Control	5.000 EACH	_____.	_____.
0288	628.2004 Erosion Mat Class I Type B	11,965.000 SY	_____.	_____.
0290	628.2008 Erosion Mat Urban Class I Type B	1,796.000 SY	_____.	_____.
0292	628.7010 Inlet Protection Type B	6.000 EACH	_____.	_____.
0294	628.7015 Inlet Protection Type C	72.000 EACH	_____.	_____.
0296	628.7504 Temporary Ditch Checks	146.000 LF	_____.	_____.
0298	628.7555 Culvert Pipe Checks	8.000 EACH	_____.	_____.
0300	629.0210 Fertilizer Type B	7.540 CWT	_____.	_____.
0302	630.0130 Seeding Mixture No. 30	204.700 LB	_____.	_____.
0304	630.0140 Seeding Mixture No. 40	44.400 LB	_____.	_____.
0306	630.0500 Seed Water	56.800 MGAL	_____.	_____.
0308	633.5200 Markers Culvert End	21.000 EACH	_____.	_____.



Proposal Schedule of Items

Page 11 of 23

Proposal ID: 20210914013 Project(s): 1166-06-75, 6290-09-70, 6290-09-71

Federal ID(s): WISC 2021482, WISC 2021484, WISC 2021494

SECTION: 0001

Contract Items

Alt Set ID:

Alt Mbr ID:

Proposal Line Number	Item ID Description	Approximate Quantity and Units	Unit Price	Bid Amount
0310	634.0612 Posts Wood 4x6-Inch X 12-FT	2.000 EACH	_____.	_____.
0312	634.0614 Posts Wood 4x6-Inch X 14-FT	21.000 EACH	_____.	_____.
0314	634.0616 Posts Wood 4x6-Inch X 16-FT	8.000 EACH	_____.	_____.
0316	634.0618 Posts Wood 4x6-Inch X 18-FT	8.000 EACH	_____.	_____.
0318	634.0620 Posts Wood 4x6-Inch X 20-FT	5.000 EACH	_____.	_____.
0320	634.0622 Posts Wood 4x6-Inch X 22-FT	1.000 EACH	_____.	_____.
0322	634.0808 Posts Tubular Steel 2x2-Inch X 8-FT	10.000 EACH	_____.	_____.
0324	637.1220 Signs Type I Reflective SH	208.300 SF	_____.	_____.
0326	637.2210 Signs Type II Reflective H	895.640 SF	_____.	_____.
0328	637.2230 Signs Type II Reflective F	64.000 SF	_____.	_____.
0330	638.2102 Moving Signs Type II	18.000 EACH	_____.	_____.
0332	638.2602 Removing Signs Type II	69.000 EACH	_____.	_____.
0334	638.3000 Removing Small Sign Supports	63.000 EACH	_____.	_____.
0336	642.5201 Field Office Type C	1.000 EACH	_____.	_____.
0338	643.0300 Traffic Control Drums	58,179.000 DAY	_____.	_____.
0340	643.0420 Traffic Control Barricades Type III	4,565.000 DAY	_____.	_____.



Proposal Schedule of Items

Page 12 of 23

Proposal ID: 20210914013 Project(s): 1166-06-75, 6290-09-70, 6290-09-71

Federal ID(s): WISC 2021482, WISC 2021484, WISC 2021494

SECTION: 0001

Contract Items

Alt Set ID:

Alt Mbr ID:

Proposal Line Number	Item ID Description	Approximate Quantity and Units	Unit Price	Bid Amount
0342	643.0500 Traffic Control Flexible Tubular Marker Posts	181.000 EACH	_____.	_____.
0344	643.0600 Traffic Control Flexible Tubular Marker Bases	181.000 EACH	_____.	_____.
0346	643.0705 Traffic Control Warning Lights Type A	9,130.000 DAY	_____.	_____.
0348	643.0715 Traffic Control Warning Lights Type C	8,028.000 DAY	_____.	_____.
0350	643.0800 Traffic Control Arrow Boards	201.000 DAY	_____.	_____.
0352	643.0900 Traffic Control Signs	57,718.000 DAY	_____.	_____.
0354	643.0910 Traffic Control Covering Signs Type I	11.000 EACH	_____.	_____.
0356	643.0920 Traffic Control Covering Signs Type II	19.000 EACH	_____.	_____.
0358	643.1000 Traffic Control Signs Fixed Message	127.500 SF	_____.	_____.
0360	643.1051 Traffic Control Signs PCMS with Cellular Communications	74.000 DAY	_____.	_____.
0362	643.5000 Traffic Control	1.000 EACH	_____.	_____.
0364	644.1430 Temporary Pedestrian Surface Plate	90.000 SF	_____.	_____.
0366	644.1601 Temporary Pedestrian Curb Ramp	125.000 DAY	_____.	_____.
0368	644.1810 Temporary Pedestrian Barricade	4,429.000 LF	_____.	_____.
0370	645.0111 Geotextile Type DF Schedule A	280.000 SY	_____.	_____.
0372	645.0120 Geotextile Type HR	101.000 SY	_____.	_____.



Proposal Schedule of Items

Page 13 of 23

Proposal ID: 20210914013 Project(s): 1166-06-75, 6290-09-70, 6290-09-71

Federal ID(s): WISC 2021482, WISC 2021484, WISC 2021494

SECTION: 0001

Contract Items

Alt Set ID:

Alt Mbr ID:

Proposal Line Number	Item ID Description	Approximate Quantity and Units	Unit Price	Bid Amount
0374	646.1020 Marking Line Epoxy 4-Inch	21,763.000 LF	_____.	_____.
0376	646.1040 Marking Line Grooved Wet Ref Epoxy 4-Inch	2,631.000 LF	_____.	_____.
0378	646.1041.S Marking Replace Line Wet Reflective Epoxy 4-Inch	1,168.000 LF	_____.	_____.
0380	646.1545 Marking Line Grooved Wet Ref Contrast Epoxy 4-Inch	572.000 LF	_____.	_____.
0382	646.3020 Marking Line Epoxy 8-Inch	3,660.000 LF	_____.	_____.
0384	646.3041.S Marking Replace Line Wet Reflective Epoxy 8-Inch	50.000 LF	_____.	_____.
0386	646.3545 Marking Line Grooved Wet Ref Contrast Epoxy 8-Inch	1,764.000 LF	_____.	_____.
0388	646.5020 Marking Arrow Epoxy	51.000 EACH	_____.	_____.
0390	646.5120 Marking Word Epoxy	12.000 EACH	_____.	_____.
0392	646.6120 Marking Stop Line Epoxy 18-Inch	558.000 LF	_____.	_____.
0394	646.7120 Marking Diagonal Epoxy 12-Inch	119.000 LF	_____.	_____.
0396	646.7420 Marking Crosswalk Epoxy Transverse Line 6-Inch	1,198.000 LF	_____.	_____.
0398	646.8120 Marking Curb Epoxy	250.000 LF	_____.	_____.
0400	646.8220 Marking Island Nose Epoxy	9.000 EACH	_____.	_____.
0402	646.9000 Marking Removal Line 4-Inch	40,428.000 LF	_____.	_____.



Proposal Schedule of Items

Page 14 of 23

Proposal ID: 20210914013 Project(s): 1166-06-75, 6290-09-70, 6290-09-71

Federal ID(s): WISC 2021482, WISC 2021484, WISC 2021494

SECTION: 0001

Contract Items

Alt Set ID:

Alt Mbr ID:

Proposal Line Number	Item ID Description	Approximate Quantity and Units	Unit Price	Bid Amount
0404	646.9010 Marking Removal Line Water Blasting 4-Inch	2,938.000 LF	_____.	_____.
0406	646.9100 Marking Removal Line 8-Inch	4,673.000 LF	_____.	_____.
0408	646.9110 Marking Removal Line Water Blasting 8-Inch	438.000 LF	_____.	_____.
0410	646.9200 Marking Removal Line Wide	453.000 LF	_____.	_____.
0412	646.9300 Marking Removal Special Marking	21.000 EACH	_____.	_____.
0414	646.9310 Marking Removal Special Marking Water Blasting	1.000 EACH	_____.	_____.
0416	649.0105 Temporary Marking Line Paint 4-Inch	19,825.000 LF	_____.	_____.
0418	649.0150 Temporary Marking Line Removable Tape 4-Inch	46,845.000 LF	_____.	_____.
0420	649.0205 Temporary Marking Line Paint 8-Inch	3,753.000 LF	_____.	_____.
0422	649.0250 Temporary Marking Line Removable Tape 8-Inch	5,408.000 LF	_____.	_____.
0424	649.0505 Temporary Marking Arrow Paint	4.000 EACH	_____.	_____.
0426	649.0550 Temporary Marking Arrow Removable Tape	11.000 EACH	_____.	_____.
0428	649.0805 Temporary Marking Stop Line Paint 18-Inch	114.000 LF	_____.	_____.
0430	649.0850 Temporary Marking Stop Line Removable Tape 18-Inch	215.000 LF	_____.	_____.



Proposal Schedule of Items

Page 15 of 23

Proposal ID: 20210914013 Project(s): 1166-06-75, 6290-09-70, 6290-09-71

Federal ID(s): WISC 2021482, WISC 2021484, WISC 2021494

SECTION: 0001

Contract Items

Alt Set ID:

Alt Mbr ID:

Proposal Line Number	Item ID Description	Approximate Quantity and Units	Unit Price	Bid Amount
0432	649.0960 Temporary Marking Removable Mask Out Tape 6-Inch	844.000 LF	_____.	_____.
0434	649.0970 Temporary Marking Removable Mask Out Tape 10-Inch	673.000 LF	_____.	_____.
0436	650.4000 Construction Staking Storm Sewer	69.000 EACH	_____.	_____.
0438	650.4500 Construction Staking Subgrade	5,336.000 LF	_____.	_____.
0440	650.5000 Construction Staking Base	1,406.000 LF	_____.	_____.
0442	650.5500 Construction Staking Curb Gutter and Curb & Gutter	100.000 LF	_____.	_____.
0444	650.7000 Construction Staking Concrete Pavement	6,033.000 LF	_____.	_____.
0446	650.7500 Construction Staking Concrete Barrier	932.000 LF	_____.	_____.
0448	650.8500 Construction Staking Electrical Installations (project) 01. 6290-09-70	LS	LUMP SUM	_____.
0450	650.8500 Construction Staking Electrical Installations (project) 02. 6290-09-71	LS	LUMP SUM	_____.
0452	650.9000 Construction Staking Curb Ramps	18.000 EACH	_____.	_____.
0454	650.9920 Construction Staking Slope Stakes	6,134.000 LF	_____.	_____.
0456	652.0125 Conduit Rigid Metallic 2-Inch	48.000 LF	_____.	_____.
0458	652.0210 Conduit Rigid Nonmetallic Schedule 40 1-Inch	134.000 LF	_____.	_____.
0460	652.0225 Conduit Rigid Nonmetallic Schedule 40 2-Inch	8,747.000 LF	_____.	_____.



Proposal Schedule of Items

Page 16 of 23

Proposal ID: 20210914013 Project(s): 1166-06-75, 6290-09-70, 6290-09-71

Federal ID(s): WISC 2021482, WISC 2021484, WISC 2021494

SECTION: 0001

Contract Items

Alt Set ID:

Alt Mbr ID:

Proposal Line Number	Item ID Description	Approximate Quantity and Units	Unit Price	Bid Amount
0462	652.0235 Conduit Rigid Nonmetallic Schedule 40 3-Inch	3,676.000 LF	_____.	_____.
0464	652.0605 Conduit Special 2-Inch	570.000 LF	_____.	_____.
0466	652.0615 Conduit Special 3-Inch	2,040.000 LF	_____.	_____.
0468	652.0700.S Install Conduit into Existing Item	1.000 EACH	_____.	_____.
0470	652.0800 Conduit Loop Detector	5,230.000 LF	_____.	_____.
0472	653.0164 Pull Boxes Non-Conductive 24x42-Inch	90.000 EACH	_____.	_____.
0474	653.0222 Junction Boxes 18x12x6-Inch	2.000 EACH	_____.	_____.
0476	653.0905 Removing Pull Boxes	79.000 EACH	_____.	_____.
0478	654.0101 Concrete Bases Type 1	37.000 EACH	_____.	_____.
0480	654.0102 Concrete Bases Type 2	11.000 EACH	_____.	_____.
0482	654.0105 Concrete Bases Type 5	9.000 EACH	_____.	_____.
0484	654.0107 Concrete Bases Type 7	22.000 EACH	_____.	_____.
0486	654.0110 Concrete Bases Type 10	7.000 EACH	_____.	_____.
0488	654.0113 Concrete Bases Type 13	1.000 EACH	_____.	_____.
0490	654.0120 Concrete Bases Type 10-Special	4.000 EACH	_____.	_____.
0492	654.0217 Concrete Control Cabinet Bases Type 9 Special	4.000 EACH	_____.	_____.



Proposal Schedule of Items

Page 17 of 23

Proposal ID: 20210914013 Project(s): 1166-06-75, 6290-09-70, 6290-09-71

Federal ID(s): WISC 2021482, WISC 2021484, WISC 2021494

SECTION: 0001

Contract Items

Alt Set ID:

Alt Mbr ID:

Proposal Line Number	Item ID Description	Approximate Quantity and Units	Unit Price	Bid Amount
0494	654.0230 Concrete Control Cabinet Bases Type L30	1.000 EACH	_____.	_____.
0496	655.0230 Cable Traffic Signal 5-14 AWG	8,691.000 LF	_____.	_____.
0498	655.0250 Cable Traffic Signal 9-14 AWG	4,688.000 LF	_____.	_____.
0500	655.0260 Cable Traffic Signal 12-14 AWG	1,316.000 LF	_____.	_____.
0502	655.0270 Cable Traffic Signal 15-14 AWG	950.000 LF	_____.	_____.
0504	655.0305 Cable Type UF 2-12 AWG Grounded	10,445.000 LF	_____.	_____.
0506	655.0515 Electrical Wire Traffic Signals 10 AWG	10,052.000 LF	_____.	_____.
0508	655.0610 Electrical Wire Lighting 12 AWG	9,477.000 LF	_____.	_____.
0510	655.0620 Electrical Wire Lighting 8 AWG	2,313.000 LF	_____.	_____.
0512	655.0625 Electrical Wire Lighting 6 AWG	9,714.000 LF	_____.	_____.
0514	655.0630 Electrical Wire Lighting 4 AWG	22,798.000 LF	_____.	_____.
0516	655.0700 Loop Detector Lead In Cable	15,432.000 LF	_____.	_____.
0518	655.0800 Loop Detector Wire	17,578.000 LF	_____.	_____.
0520	656.0200 Electrical Service Meter Breaker Pedestal (location) 01. S49-0590 USH 51 SB Ramp & USH 10/STH 66	LS	LUMP SUM	_____.
0522	656.0200 Electrical Service Meter Breaker Pedestal (location) 02. S49-0589 USH 51 NB Ramp & USH 10/STH 66	LS	LUMP SUM	_____.



Proposal Schedule of Items

Page 18 of 23

Proposal ID: 20210914013 Project(s): 1166-06-75, 6290-09-70, 6290-09-71

Federal ID(s): WISC 2021482, WISC 2021484, WISC 2021494

SECTION: 0001

Contract Items

Alt Set ID:

Alt Mbr ID:

Proposal Line Number	Item ID Description	Approximate Quantity and Units	Unit Price	Bid Amount
0524	656.0200 Electrical Service Meter Breaker Pedestal (location) 03. S49-0464 USH 10 & Maple Bluff Rd/Old HWY 18	LS	LUMP SUM	_____.
0526	656.0200 Electrical Service Meter Breaker Pedestal (location) 04. S49-0910 STH 66 & Country Club Dr	LS	LUMP SUM	_____.
0528	656.0200 Electrical Service Meter Breaker Pedestal (location) 05. Lighting Control Cabinet LC-K	LS	LUMP SUM	_____.
0530	657.0100 Pedestal Bases	36.000 EACH	_____.	_____.
0532	657.0255 Transformer Bases Breakaway 11 1/2-Inch Bolt Circle	22.000 EACH	_____.	_____.
0534	657.0315 Poles Type 4	11.000 EACH	_____.	_____.
0536	657.0322 Poles Type 5-Aluminum	9.000 EACH	_____.	_____.
0538	657.0327 Poles Type 6-Aluminum	2.000 EACH	_____.	_____.
0540	657.0347 Poles Type 9-Special	2.000 EACH	_____.	_____.
0542	657.0350 Poles Type 10	2.000 EACH	_____.	_____.
0544	657.0351 Poles Type 10-Over Height	5.000 EACH	_____.	_____.
0546	657.0352 Poles Type 10-Special	2.000 EACH	_____.	_____.
0548	657.0361 Poles Type 13-Over Height	1.000 EACH	_____.	_____.
0550	657.0410 Traffic Signal Standards Aluminum 9-FT	4.000 EACH	_____.	_____.
0552	657.0420 Traffic Signal Standards Aluminum 13-FT	18.000 EACH	_____.	_____.



Proposal Schedule of Items

Page 19 of 23

Proposal ID: 20210914013 Project(s): 1166-06-75, 6290-09-70, 6290-09-71

Federal ID(s): WISC 2021482, WISC 2021484, WISC 2021494

SECTION: 0001

Contract Items

Alt Set ID:

Alt Mbr ID:

Proposal Line Number	Item ID Description	Approximate Quantity and Units	Unit Price	Bid Amount
0554	657.0425 Traffic Signal Standards Aluminum 15-FT	14.000 EACH	_____.	_____.
0556	657.0525 Monotube Arms 25-FT	1.000 EACH	_____.	_____.
0558	657.0530 Monotube Arms 30-FT	6.000 EACH	_____.	_____.
0560	657.0536 Monotube Arms 35-FT-Special	2.000 EACH	_____.	_____.
0562	657.0545 Monotube Arms 45-FT	1.000 EACH	_____.	_____.
0564	657.0546 Monotube Arms 45-FT-Special	2.000 EACH	_____.	_____.
0566	657.0609 Luminaire Arms Single Member 4-Inch Clamp 6-FT	8.000 EACH	_____.	_____.
0568	657.0610 Luminaire Arms Single Member 4 1/2- Inch Clamp 6-FT	9.000 EACH	_____.	_____.
0570	657.0614 Luminaire Arms Single Member 4-Inch Clamp 8-FT	1.000 EACH	_____.	_____.
0572	657.0615 Luminaire Arms Single Member 4 1/2- Inch Clamp 8-FT	2.000 EACH	_____.	_____.
0574	657.0704 Luminaire Arms Truss Type 4-Inch Clamp 10-FT	1.000 EACH	_____.	_____.
0576	657.0705 Luminaire Arms Truss Type 4 1/2-Inch Clamp 10-FT	2.000 EACH	_____.	_____.
0578	657.0709 Luminaire Arms Truss Type 4-Inch Clamp 12-FT	1.000 EACH	_____.	_____.
0580	657.0812 Luminaire Arms Steel 12-FT	10.000 EACH	_____.	_____.
0582	658.0173 Traffic Signal Face 3S 12-Inch	68.000 EACH	_____.	_____.



Proposal Schedule of Items

Page 20 of 23

Proposal ID: 20210914013 Project(s): 1166-06-75, 6290-09-70, 6290-09-71

Federal ID(s): WISC 2021482, WISC 2021484, WISC 2021494

SECTION: 0001

Contract Items

Alt Set ID:

Alt Mbr ID:

Proposal Line Number	Item ID Description	Approximate Quantity and Units	Unit Price	Bid Amount
0584	658.0174 Traffic Signal Face 4S 12-Inch	25.000 EACH	_____.	_____.
0586	658.0416 Pedestrian Signal Face 16-Inch	24.000 EACH	_____.	_____.
0588	658.0500 Pedestrian Push Buttons	20.000 EACH	_____.	_____.
0590	658.5069 Signal Mounting Hardware (location) 01. S49-0590 IH 39 SB Ramp & USH 10/STH 66	LS	LUMP SUM	_____.
0592	658.5069 Signal Mounting Hardware (location) 02. S49-0590 USH 10/STH 66 & IH 39 NB Ramps	LS	LUMP SUM	_____.
0594	658.5069 Signal Mounting Hardware (location) 03. S49-0464 USH 10 & Maple Bluff Rd/Old HWY 18	LS	LUMP SUM	_____.
0596	658.5069 Signal Mounting Hardware (location) 04. S49-0910 STH 66 & Country Club Dr	LS	LUMP SUM	_____.
0598	659.1125 Luminaires Utility LED C	32.000 EACH	_____.	_____.
0600	661.0200 Temporary Traffic Signals for Intersections (location) 01. USH 10 & Maple Bluff Rd	LS	LUMP SUM	_____.
0602	661.0200 Temporary Traffic Signals for Intersections (location) 02. STH 66 & Country Club Dr	LS	LUMP SUM	_____.
0604	690.0150 Sawing Asphalt	510.000 LF	_____.	_____.
0606	690.0250 Sawing Concrete	11,176.000 LF	_____.	_____.
0608	715.0415 Incentive Strength Concrete Pavement	5,885.000 DOL	1.00000	5,885.00



Proposal Schedule of Items

Page 21 of 23

Proposal ID: 20210914013 Project(s): 1166-06-75, 6290-09-70, 6290-09-71

Federal ID(s): WISC 2021482, WISC 2021484, WISC 2021494

SECTION: 0001

Contract Items

Alt Set ID:

Alt Mbr ID:

Proposal Line Number	Item ID Description	Approximate Quantity and Units	Unit Price	Bid Amount
0610	715.0502 Incentive Strength Concrete Structures	6,714.000 DOL	1.00000	6,714.00
0612	715.0603 Incentive Strength Concrete Barrier	466.000 DOL	1.00000	466.00
0614	715.0710 Optimized Aggregate Gradation Incentive	24,450.000 DOL	1.00000	24,450.00
0616	ASP.1T0A On-the-Job Training Apprentice at \$5.00/HR	2,760.000 HRS	5.00000	13,800.00
0618	ASP.1T0G On-the-Job Training Graduate at \$5.00/HR	2,400.000 HRS	5.00000	12,000.00
0620	SPV.0030 Special 01. Fertilizer for Lawn Type Turf	1.140 CWT	_____.	_____.
0622	SPV.0045 Special 01. Temporary Detectable Warning Field	924.000 DAY	_____.	_____.
0624	SPV.0060 Special 01. Grading and Shaping Curb Ramps	3.000 EACH	_____.	_____.
0626	SPV.0060 Special 02. Inlet Connection to Existing Storm Sewer	7.000 EACH	_____.	_____.
0628	SPV.0060 Special 03. Pipe Connection to Existing Storm Sewer	1.000 EACH	_____.	_____.
0630	SPV.0060 Special 04. Precast Concrete Bearing Block	24.000 EACH	_____.	_____.
0632	SPV.0060 Special 05. Lighting Control Cabinet Special	1.000 EACH	_____.	_____.
0634	SPV.0060 Special 06. Remove, Salvage and Store Street Lighting Poles	21.000 EACH	_____.	_____.
0636	SPV.0060 Special 07. Remove, Salvage and Store Street Lighting Arms	37.000 EACH	_____.	_____.



Proposal Schedule of Items

Page 22 of 23

Proposal ID: 20210914013 Project(s): 1166-06-75, 6290-09-70, 6290-09-71

Federal ID(s): WISC 2021482, WISC 2021484, WISC 2021494

SECTION: 0001

Contract Items

Alt Set ID:

Alt Mbr ID:

Proposal Line Number	Item ID Description	Approximate Quantity and Units	Unit Price	Bid Amount
0638	SPV.0060 Special 08. Remove, Salvage and Store Street Lighting Luminaires	37.000 EACH	_____.	_____.
0640	SPV.0060 Special 09. Install 30-FT Lighting Unit Twin 6-FT Arms with Transformer Base	2.000 EACH	_____.	_____.
0642	SPV.0060 Special 10. Install 34-FT Lighting Unit Single 10-FT Arm with Transformer Base	20.000 EACH	_____.	_____.
0644	SPV.0060 Special 11. Install Salvaged Luminaires	26.000 EACH	_____.	_____.
0646	SPV.0060 Special 12. Lighting Control Cabinet Modifications, Cabinet LC-J	1.000 EACH	_____.	_____.
0648	SPV.0060 Special 13. Lighting Control Cabinet Modifications, Cabinet LC-L	1.000 EACH	_____.	_____.
0650	SPV.0075 Special 01. Street Sweeping	80.000 HRS	_____.	_____.
0652	SPV.0090 Special 01. Remove and Reinstall Existing Conductors	302.000 LF	_____.	_____.
0654	SPV.0090 Special 02. Concrete Curb & Gutter 30- Inch Type A Modified	1,162.000 LF	_____.	_____.
0656	SPV.0105 Special 01. Salvage Traffic Signals - S49-0590 IH 39 SB Ramp & USH 10/STH 66	LS	LUMP SUM	_____.
0658	SPV.0105 Special 02. Salvage Traffic Signals - S49-0464 USH 10 & Maple Bluff Rd/Old HWY 18	LS	LUMP SUM	_____.
0660	SPV.0105 Special 03. Salvage Traffic Signals - S49-0910 STH 66 & Country Club Dr	LS	LUMP SUM	_____.
0662	SPV.0105 Special 04. Temporary Vehicle Detection USH 10 & Maple Bluff Road	LS	LUMP SUM	_____.



Proposal Schedule of Items

Page 23 of 23

Proposal ID: 20210914013 **Project(s):** 1166-06-75, 6290-09-70, 6290-09-71**Federal ID(s):** WISC 2021482, WISC 2021484, WISC 2021494**SECTION:** 0001

Contract Items

Alt Set ID:**Alt Mbr ID:**

Proposal Line Number	Item ID Description	Approximate Quantity and Units	Unit Price	Bid Amount
0664	SPV.0105 Special 05. Temporary Vehicle Detection STH 66 & Country Club Drive	LS	LUMP SUM	_____.
0666	SPV.0105 Special 06. Transport City Furnished Lighting Materials	LS	LUMP SUM	_____.
0668	SPV.0180 Special 01. Preparing Topsoil for Lawn Type Turf	1,796.000 SY	_____.	_____.
Section: 0001			Total:	_____.
			Total Bid:	_____.

PLEASE ATTACH ADDENDA HERE



Wisconsin Department of Transportation

August 25, 2021

Division of Transportation Systems Development

Bureau of Project Development
4822 Madison Yards Way, 4th Floor South
Madison, WI 53705

Telephone: (608) 266-1631
Facsimile (FAX): (608) 266-8459

NOTICE TO ALL CONTRACTORS:

Proposal #13: 1166-06-75, WISC 2021482
Plainfield – Stevens Point
USH 10 B-49-0024
IH 39
Portage County

6290-09-70, WISC 2021484
Stevens Point - Waupaca
SS IH 39 Ramp to Wildwood Dr
USH 10
Portage County

6290-09-71, WISC 2021494
Stevens Point - Waupaca
Country Club Drive Intersection
STH 66
Portage County

Letting of September 14, 2021

This is Addendum No. 01, which provides for the following:

Plan Sheets:

Added Plan Sheets	
Plan Sheet	Plan Sheet Title (brief description of why sheet was added)
508A-508F	SDD 14B32-08 Series; Concrete Barrier Single Slope (CBSS)

Deleted Plan Sheets	
Plan Sheet	Plan Sheet Title (brief description of why sheet was deleted)
509-512	SDD 14B32-07 series; Concrete Barrier Single Slope (CBSS)

The responsibility for notifying potential subcontractors and suppliers of these changes remains with the prime contractor.

Sincerely,

Mike Coleman

Proposal Development Specialist
Proposal Management Section

END OF ADDENDUM

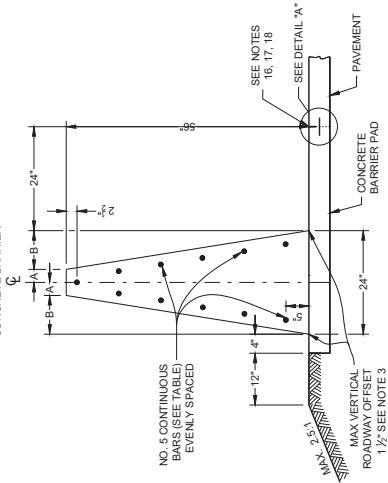


SDD 14B32-a Concrete Barrier Single Slope (CBSS)

GENERAL NOTES

- WHERE THE CONCRETE BARRIER IS ADDED TO THE FACE OF EXISTING CONCRETE STRUCTURE, MATCH EXISTING WEEP HOLES.
- EXPANSION JOINTS IN CONCRETE BARRIER SHALL BE LOCATED AT ALL DECK AND PRINCIPAL WALL JOINTS. EXPANSION JOINT FILLER MATERIAL SHALL BE THE SAME SIZE AS JOINT OF $\frac{1}{2}$ " MINIMUM.
- WHERE VERTICAL ROADWAY OFFSET IS GREATER THAN 1", USE TYPE A.
- PLACE BARRIER PERPENDICULAR TO SHOULDER GRADE, UNLESS INDICATED IN PLAN.
- EXCEPT IN ANCHORS, VERTICAL REINFORCING STIRRUP NOT REQUIRED FOR ROADWAY OFFSETS LESS THAN 1" - 0".
- FOR TYPE S32, TYPE S36, TYPE S42 AND TYPE S66 MONOLITHIC FOOTING OR DOWELED FOOTING 2' - 0" X 8' @ 2' - 0".
- STAGGER LAPPING OF LONGITUDINAL STEEL. MINIMUM OVERLAP OF STEEL 2 FEET BARS AT LAPS TO BE FIRMLY TIED OR CONNECTED.
- 4000 PSI CONCRETE AIR ENTRAINMENT PER STANDARD SPECIFICATION 501.
- WHEN SWITCHING BETWEEN SLIP FORM AND CAST-IN-PLACE OPERATIONS, EXTEND LONGITUDINAL STEEL 3 FEET BEYOND SLIP FORMING CUT-OFF POINT. EXPOSED STEEL INTO NEXT POURS TO BE FIRMLY TIED.
- USE $\frac{3}{4}$ " BEVEL OR 1" RADIUS ON ALL EXPOSED SHARP EDGES UNLESS OTHERWISE NOTED.
- 12" CLEAR COVER TYPICAL
- COLD JOINTS MAY BE USED BETWEEN ANCHOR INSTALLATIONS, WHEN A COLD JOINT IS NEEDED, 3 FEET OF LAP OF LONGITUDINAL STEEL IS REQUIRED. LAPS TO BE FIRMLY TIED.
- IN TYPE S32, TYPE S36, TYPE S42 AND TYPE S66 NO ADDITIONAL VERTICAL STEEL IS NEEDED. IN TYPE S32, TYPE S36, TYPE S42 AND TYPE S66, REQUIRES VERTICAL STEEL. SEE OTHER DETAIL.
- IN TYPE S32, TYPE S36, TYPE S42 AND TYPE S66, REQUIRES VERTICAL STEEL. SEE OTHER DETAIL.
- FOR ALL BARRIER TYPES SHOWN, ANCHOR IS REQUIRED AT CONCRETE BARRIER ENDS AND AT INTERRUPTIONS IN CONCRETE BARRIER. ANCHOR MAY BE AS SHOWN ON DRAWING OR DETAILS SHOWN ON SDD 14B32. ANCHORS INCIDENTAL TO CBSS.
- CONCRETE BARRIER PAD UNDER CBSS MAY BE PLACED SEPARATELY OR PLACED WITH CONCRETE SHOULDER AND SAVED $\frac{1}{2}$ " DEPTH. CONCRETE BARRIER PAD AND SAVING OF CONCRETE SHOULDER IS INCIDENTAL TO CONCRETE BARRIER BID ITEM. CONCRETE BARRIER PAD MINIMUM DEPTH IS 6 INCHES, OR EQUAL TO THE DEPTH OF THE CONCRETE SHOULDER.
- CONSTRUCTION JOINTS MAY BE ELIMINATED WHEN CONCRETE SHOULDER IS LESS THAN 10'.
- SEE SDD 13C1 FOR DETAILS TYING CONCRETE BARRIER PAD TO ADJACENT CONCRETE.
- PROVIDE A 1" DEEP CONTRACTION JOINT IN BARRIER PAD AND BARRIER. JOINT IS TO MATCH EXISTING CONCRETE BARRIER. CONTRACTION JOINT REQUIRED FOR BARRIER PAD, IF ADJACENT TO ASPHALT, CONTRACTION JOINT IS REQUIRED EVERY 15'.

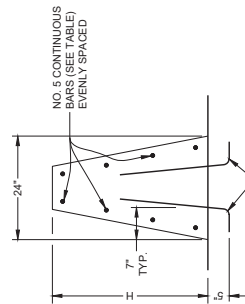
CONCRETE BARRIER



56 - INCH SINGLE SLOPE CONCRETE BARRIER (TYPE S56)

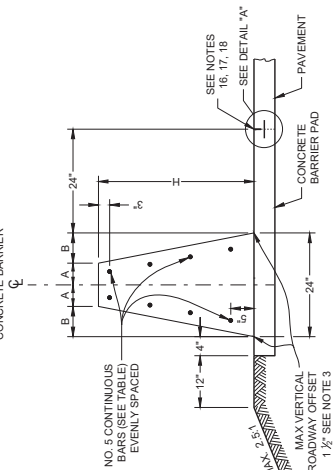
ADDENDUM to this SDD 8/4/2021: DELETE GENERAL NOTES 13 AND 14

BARRIER HEIGHT INCHES	A INCHES	B INCHES	NUMBER OF NO. 5 BARS EACH
32	7	5	8
36	6 1/4	5 1/4	8
42	5 1/4	6 1/4	10
56	3	9	11



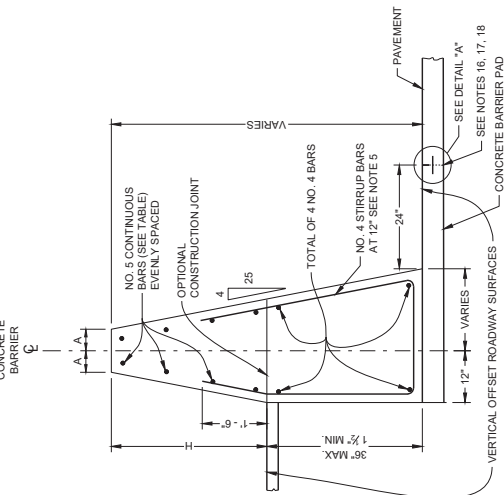
SINGLE SLOPE CONCRETE BARRIER ON BRIDGE (NON OUTER PARAPET APPLICATION)

CONCRETE BARRIER

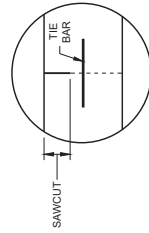


32 - INCH, 36 - INCH OR 42 - INCH SINGLE SLOPE CONCRETE BARRIER (TYPE S32, TYPE S36, TYPE S42)

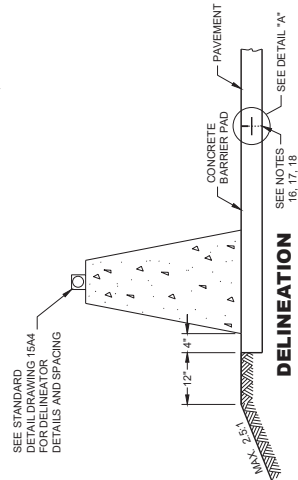
CONCRETE BARRIER



SINGLE SLOPE CONCRETE BARRIER AND RETAINING WALL (TYPE S32A, TYPE S36A, TYPE S42A, TYPE S66A) (BETWEEN ADJACENT ROADWAYS)



DETAIL "A"



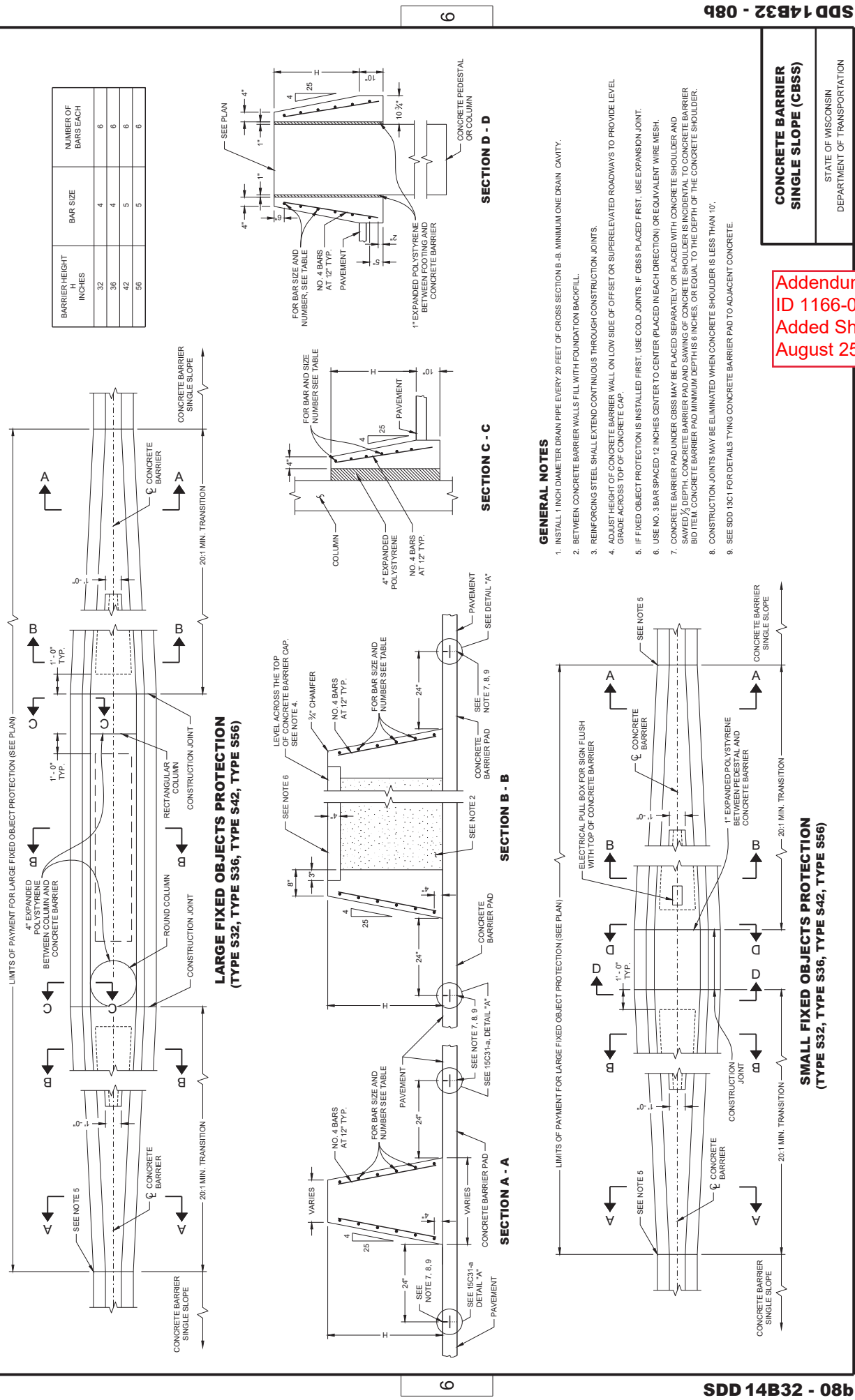
DELINEATION

Addendum No. 01
ID 1166-06-75
Added Sheet 508A
August 25, 2021

CONCRETE BARRIER
SINGLE SLOPE (CBSS)

STATE OF WISCONSIN
DEPARTMENT OF TRANSPORTATION

508A



Addendum No. 01
ID 1166-06-75
Added Sheet 508B
August 25, 2021

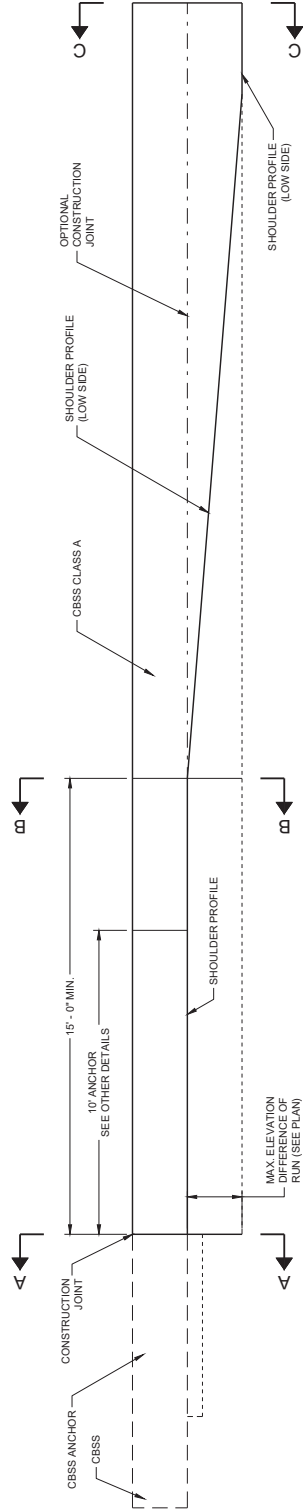
CONCRETE BARRIER
SINGLE SLOPE (CBSS)

STATE OF WISCONSIN
DEPARTMENT OF TRANSPORTATION

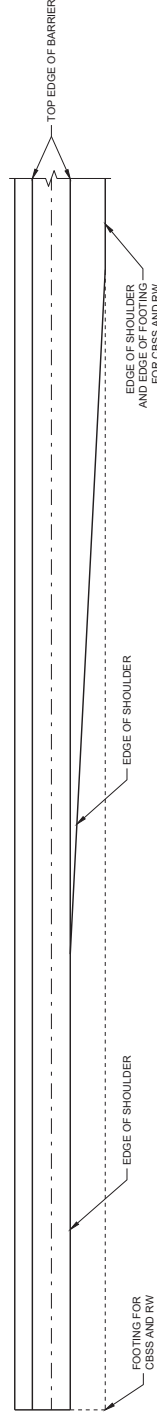
508B

GENERAL NOTES

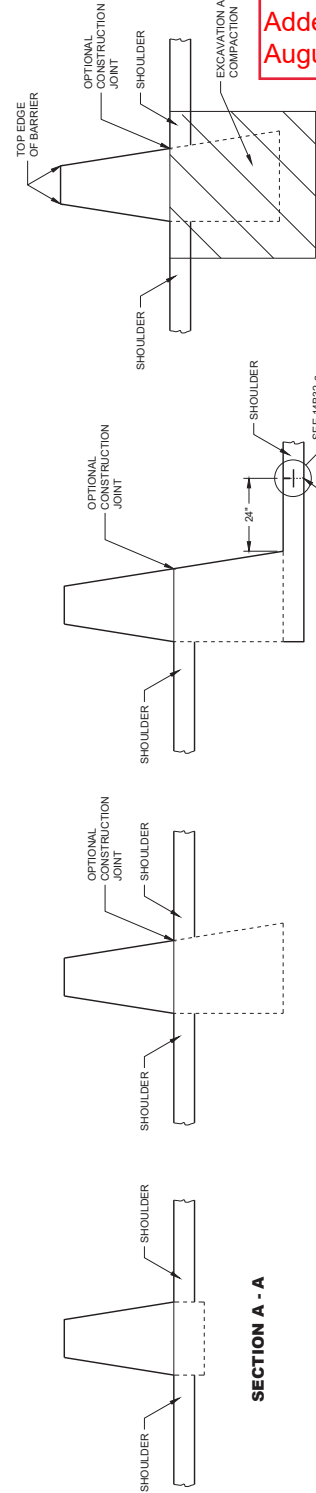
1. SAWING OF CONCRETE SHOULDER IS INCIDENTAL TO CONCRETE BARRIER BID ITEM. SEE STD 13C18 FOR JOINT DEPTH AND WIDTH. CONCRETE PAD MINIMUM DEPTH IS 6 INCHES, OR EQUAL TO THE DEPTH OF THE CONCRETE SHOULDER.
2. CONSTRUCTION JOINTS MAY BE ELIMINATED WHEN CONCRETE SHOULDER IS LESS THAN 10'.
3. SEE SDD 13C1 FOR DETAILS TYING BARRIER FOOTING TO ADJACENT CONCRETE.



**ELEVATION VIEW
TRANSITION TO CBSS CLASS A
(TYPE S32A, TYPE S36A, TYPE S42A, TYPE S56A)**



**PLAN VIEW
TRANSITION TO CBSS CLASS A
(TYPE S32A, TYPE S36A, TYPE S42A, TYPE S56A)**



SECTION A - A

SECTION B - B

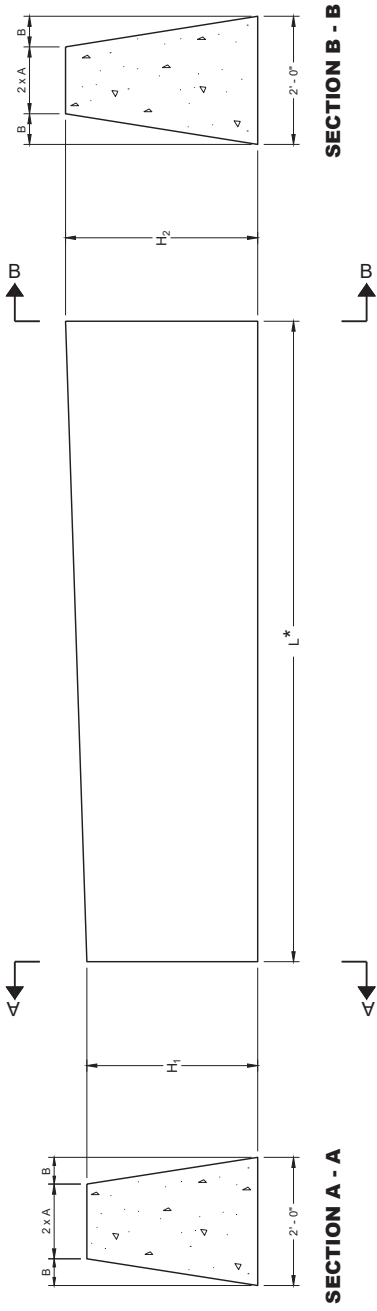
SECTION C - C

Addendum No. 01
ID 1166-06-75
Added Sheet 508C
August 25, 2021

**CONCRETE BARRIER SINGLE SLOPE
(CBSS)**

STATE OF WISCONSIN
DEPARTMENT OF TRANSPORTATION

508C



BARrier DIMENSIONS

Barrier Height Inches	A Inches	B Inches
32	7	5
36	6 1/4	5 1/4
42	5 1/4	6 1/4
56	3	9

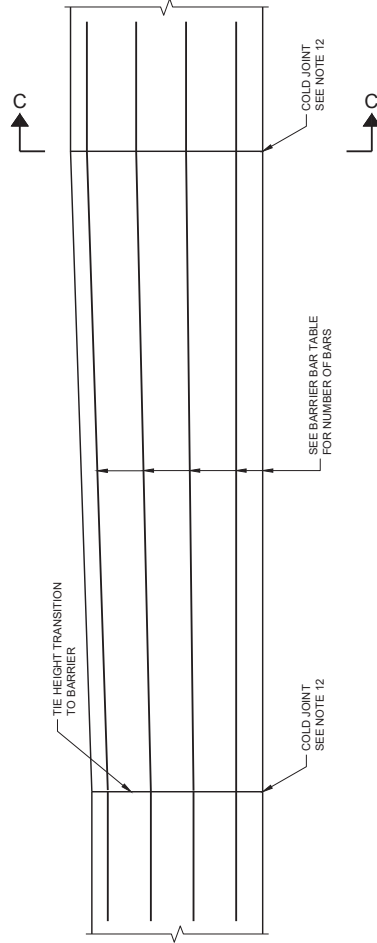
MULTIPLE HEIGHT TRANSITIONS MAY BE USED IN SEQUENCE TO GET TO APPROPRIATE HEIGHT. USE COLD JOINT TO CONNECT MULTIPLE HEIGHT TRANSITIONS.

DOUBLE COLD JOINT HEIGHT TRANSITION

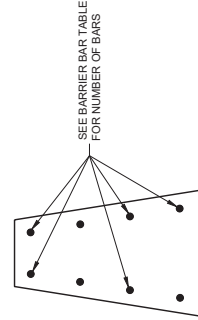
BARrier BARS

H ₁	H ₂	L *	NUMBER OF NO. 5 BARS
32"	36"	10' - 0"	8
36"	42"	10' - 6"	10
42"	56"	24' - 6"	11

* LENGTH OF DOUBLE COLD JOINT INCLUDED IN THE TOTAL LENGTH OF CBSS.



STEEL REINFORCEMENT DETAIL



SECTION C-C

**CONCRETE BARRIER
SINGLE SLOPE (CBSS)**

STATE OF WISCONSIN
DEPARTMENT OF TRANSPORTATION

APPROVED
DATE: May 2021
BY: Rodney Taylor
ROADWAY DESIGN DEVELOPMENT
UNIT SUPERVISOR
FPM

Addendum No. 01
ID 1166-06-75
Added Sheet 508D
August 25, 2021

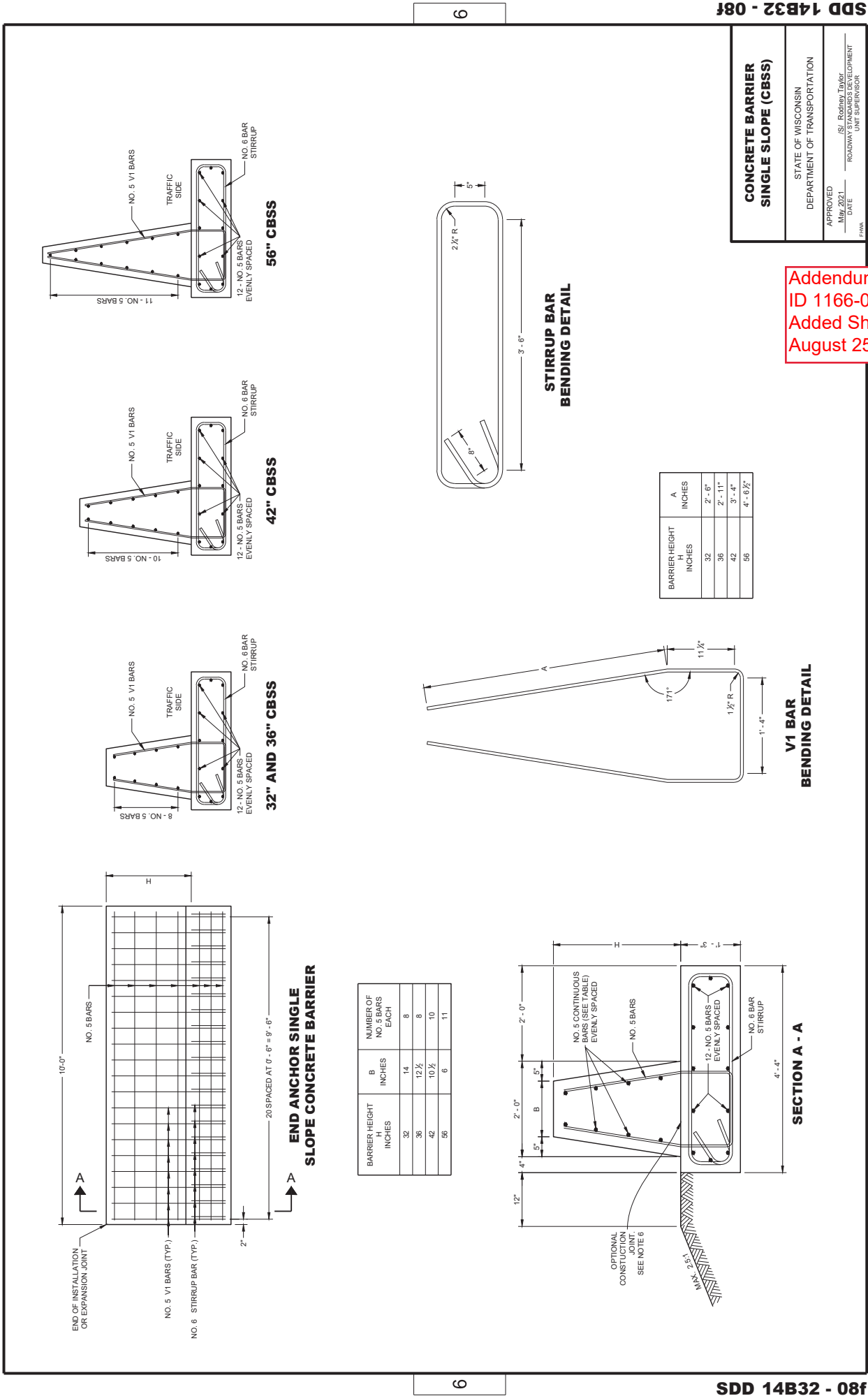
508D

1. THE NUMBER OF DRILL HOLES IS EQUAL TO THE NUMBER OF REBAR IN BARRIER (SEE OTHER DETAILS).
2. MINIMUM DEPTH OF DRILL HOLES IS 1'-3".
3. DRILL HOLES TO BE A MINIMUM OF 4 INCHES FROM THE EDGE OF CONCRETE
4. INSTALL EPOXY COATED NO. 5 BARS IN DRILL HOLES.
5. END ANCHORAGE MAY OR MAY NOT BE PRESENT ON EXISTING BARRIERS.
6. REMOVE THIR E BEAM ANCHORAGE AS SHOWN.



Addendum No. 01
ID 1166-06-75
Added Sheet 508E
August 25, 2021

RETROFIT OR REPAIR SINGLE SLOPE CONCRETE BARRIER



Addendum No. 01
ID 1166-06-75
Added Sheet 508F
August 25, 2021

**CONCRETE BARRIER
SINGLE SLOPE (CBSS)**

STATE OF WISCONSIN
DEPARTMENT OF TRANSPORTATION

APPROVED _____
DATE May 2021
ROADWAY DESIGN DEVELOPMENT
UNIT SUPERVISOR



Wisconsin Department of Transportation

September 1, 2021

Division of Transportation Systems Development

Bureau of Project Development
4822 Madison Yards Way, 4th Floor South
Madison, WI 53705

Telephone: (608) 266-1631
Facsimile (FAX): (608) 266-8459

NOTICE TO ALL CONTRACTORS:

Proposal #13: 1166-06-75, WISC 2021482
Plainfield – Stevens Point
USH 10 B-49-24
IH 39
Portage County

6290-09-70, WISC 2021484
Stevens Point - Waupaca
SB IH 39 Ramp to Wildwood Dr
USH 10
Portage County

6290-09-71, WISC 2021494
Stevens Point – Waupaca
Country Club Drive Intersection
STH 66
Portage County

Letting of September 14, 2021

This is Addendum No. 02, which provides for the following:

Special Provisions:

Added Special Provisions	
Article No.	Description
58	Asphaltic Surface

Schedule of Items:

Added Bid Item Quantities					
Bid Item	Item Description	Unit	Old Quantity	Revised Quantity	Proposal Total
455.0605	Tack Coat	GAL	0	541	541

Plan Sheets:

Added Plan Sheets	
Plan Sheet	Plan Sheet Title (brief description of why sheet was added)
398A	Miscellaneous Quantities (Added miscellaneous quantity for Tack Coat)

The responsibility for notifying potential subcontractors and suppliers of these changes remains with the prime contractor.

Sincerely,

Mike Coleman

Proposal Development Specialist
Proposal Management Section

ADDENDUM NO. 02
1166-06-75, 6290-09-70, 6290-09-71
September 1, 2021

Special Provisions

58. Asphaltic Surface.

Replace standard spec 465.2 (1) with the following:

Under the Asphaltic Surface bid item, submit a mix design. Furnish asphaltic mixture meeting the requirements specified for HMA Pavement Type HMA MT under standard spec 460.2; except the engineer will not require the contractor to conform to the quality management program specified under standard spec 460.2.8.

ncr-465-005 (20160401)

Schedule of Items

Attached, dated September 1, 2021, are the revised Schedule of Items Page 1.

Plan Sheets

The following 8½ x 11-inch sheets are attached and made part of the plans for this proposal:
Added: 398A.

END OF ADDENDUM

ALL ITEMS ARE CATEGORY 0010 UNLESS NOTED OTHERWISE

TACK COAT

STATION	STATION	LOCATION	REMARKS
1281+21	- 1292+02	NB LT	BRIDGE PAINTING - 1166-06-75
1282+00	- 1286+90	NB RT	BRIDGE PAINTING - 1166-06-75
1281+29	- 1284+96	SB LT	BRIDGE PAINTING - 1166-06-75
1287+22	- 1300+21	SB LT	BRIDGE PAINTING - 1166-06-75
1284+18	- 1298+64	SB RT	BRIDGE PAINTING - 1166-06-75
85+75	- 87+19	EB LT	STAGE2 TEMP ASPHALT - 1166-06-75
87+61	- 90+11	EB LT	STAGE2 TEMP ASPHALT - 1166-06-75
92+45	- 95+27	EB LT	STAGE2 TEMP ASPHALT - 1166-06-75
95+67	- 97+00	EB LT	STAGE2 TEMP ASPHALT - 1166-06-75
86+75	- 87+15	EB RT	STAGE1 TEMP ASPHALT - 1166-06-75
87+20	- 96+75	WB RT	STAGE3F TEMP ASPHALT - 1166-06-75
270+44	- 271+68	ZD RT	STAGE3G TEMP ASPHALT - 1166-06-75
270+44	- 270+87	ZD LT	STAGE3G TEMP ASPHALT - 1166-06-75
94+71	- 96+89	EB LT & RT	STAGE4E TEMP ASPHALT - 1166-06-75
24+75	- 27+03	NB LT	UPPER LAYER - 6290-09-70
24+75	- 27+03	NB RT	UPPER LAYER - 6290-09-70
97+00	- 99+60	EB LT	STAGE2 TEMP ASPHALT - 6290-09-70
100+36	- 103+61	EB LT	STAGE2 TEMP ASPHALT - 6290-09-70
283+30	- 286+60	ZAT LT & RT	STAGE1 TEMP ASPHALT - 6290-09-70
289+85	- 293+66	ZAT LT & RT	STAGE1 TEMP ASPHALT - 6290-09-70
283+65	- 308+20	ZBT LT	STAGE1 TEMP ASPHALT - 6290-09-70
302+45	- 305+03	ZBT LT	STAGE3D TEMP ASPHALT - 6290-09-70
80+95	- 80+95	WB LT	LOOP DETECTOR - DRIVEWAY - 6290-09-71
61+66	- 61+78	CC RT	LOOP DETECTOR - 6290-09-71
84+00	- 85+75	EB LT	STAGE2 TEMP ASPHALT - 6290-09-71
TOTAL			541

Addendum No. 02
ID 1166-06-75
Added Sheet 398A
August 31, 2021



Proposal Schedule of Items

Page 23 of 23

Proposal ID: 20210914013 Project(s): 1166-06-75, 6290-09-70, 6290-09-71

Federal ID(s): WISC 2021482, WISC 2021484, WISC 2021494

SECTION: 0001

Contract Items

Alt Set ID:

Alt Mbr ID:

Proposal Line Number	Item ID Description	Approximate Quantity and Units	Unit Price	Bid Amount
0664	SPV.0105 Special 05. Temporary Vehicle Detection STH 66 & Country Club Drive	LS	LUMP SUM	_____.
0666	SPV.0105 Special 06. Transport City Furnished Lighting Materials	LS	LUMP SUM	_____.
0668	SPV.0180 Special 01. Preparing Topsoil for Lawn Type Turf	1,796.000 SY	_____.	_____.
0670	455.0605 Tack Coat	541.000 GAL	_____.	_____.
Section: 0001			Total:	_____.
			Total Bid:	_____.



Wisconsin Department of Transportation

September 8, 2021

Division of Transportation Systems Development

Bureau of Project Development
4822 Madison Yards Way, 4th Floor South
Madison, WI 53705

Telephone: (608) 266-1631
Facsimile (FAX): (608) 266-8459

NOTICE TO ALL CONTRACTORS:

Proposal #13: 1166-06-75, WISC 2021482
Plainfield – Stevens Point
USH 10 B-49-24
IH 39
Portage County

6290-09-70, WISC 2021484
Stevens Point - Waupaca
SB IH 39 Ramp to Wildwood Dr
USH 10
Portage County

6290-09-71, WISC 2021494
Stevens Point – Waupaca
Country Club Drive Intersection
STH 66
Portage County

Letting of September 14, 2021

This is Addendum No. 03, which provides for the following:

Schedule of Items:

Revised Bid Item Quantities					
Bid Item	Item Description	Unit	Old Quantity	Revised Quantity	Proposal Total
502.0100	Concrete Masonry Bridges	CY	1,119	-103	1,016

Plan Sheets:

Added Plan Sheets	
Plan Sheet	Plan Sheet Title (brief description of why sheet was added)
667A	Structure Plan Quantities and Notes (revised quantity)

Schedule of Items

Attached, dated September 8, 2021, are the revised Schedule of Items Page 4.

Plan Sheets

The following 8½ x 11-inch sheets are attached and made part of the plans for this proposal:

Revised: 667.

The responsibility for notifying potential subcontractors and suppliers of these changes remains with the prime contractor.

Sincerely,

Mike Coleman

Proposal Development Specialist
Proposal Management Section

END OF ADDENDUM

GENERAL NOTES

DRAWINGS SHALL NOT BE SCALED.
DIMENSIONS ARE BASED ON ORIGINAL STRUCTURE PLANS.
BAR SIZES SHALL BE EMBEDDED 2 INCHES CLEAR UNLESS
NOTED OTHERWISE.
THE FIRST DIGIT OF A THREE DIGIT BAR NO. AND THE FIRST
TWO DIGITS OF A FOUR DIGIT BAR NO. SIGNIFIES THE BAR SIZE.
ALL CONCRETE REMOVAL SHALL BE DEFINED BY A 1" DEEP SAW CUT
UNLESS SHOWN OR NOTED OTHERWISE.
AT ABUTMENTS ALL SPACES EXCAVATED AND NOT OCCUPIED BY THE
NEW STRUCTURE SHALL BE BACKFILLED WITH BACKFILL STRUCTURE TYPE A.
NEW STRUCTURE SHALL BE BACKFILLED WITH BACKFILL STRUCTURE TYPE A.
FIELD JOINTS TO THE STRUCTURE SHALL BE SUBMITTED BY THE
FIELD ENGINEER TO THE STRUCTURE DESIGN SECTION FOR REVIEW.
THE CONTRACTOR SHALL SUBMIT A NEW NAME PLATE IN ACCORDANCE
WITH SECTION 502.3.11 OF THE STANDARD SPECIFICATIONS AND THE
STANDARD DETAIL DRAWINGS. NAME PLATE TO SHOW THE ORIGINAL
CONSTRUCTION YEAR OF 1968.
UTILIZE EXISTING BAR STEEL REINFORCEMENT WHERE SHOWN
AND 24 BAR DIAMETERS INTO NEW WORK, UNLESS SPECIFIED
OTHERWISE.
THE EXISTING GROUNDLINE SHALL BE THE UPPER LIMIT FOR
EXCAVATION FOR STRUCTURES.

Addendum No. 03
ID 166-06-75
Revised Sheet 667
September 8, 2021

TOTAL ESTIMATED QUANTITIES

BID ITEM NUMBER	BID ITEMS	UNIT	W. ABUT.	PIER	E. ABUT.	SUPER.	TOTAL
203.0200	REMOVING OLD STRUCTURE STATION 91+42.00 "EB"	LS	-----	-----	-----	-----	1
203.0210.S	ABATEMENT OF ASBESTOS CONTAINING MATERIAL B-49-24	LS	-----	-----	-----	-----	1
206.1000	EXCAVATION FOR STRUCTURES BRIDGES B-49-24	LS	-----	-----	-----	-----	1
210.1500	BACKFILL STRUCTURE TYPE A	TON	330	-----	330	-----	660
502.0100	CONCRETE MASONRY BRIDGES	CY	79	-----	79	-----	158
502.3101	EXPANSION DEVICE	LF	-----	-----	-----	-----	240
502.3200	PROTECTIVE SURFACE TREATMENT	SY	-----	-----	-----	-----	2,145
502.3210	PIGMENTED SURFACE SEALER	SY	-----	-----	-----	-----	700
502.4204	ADHESIVE ANCHORS NO. 5 BARS	EACH	115	-----	115	-----	230
505.0600	BAR STEEL REINFORCEMENT HS COATED STRUCTURES	LB	8,090	-----	8,120	-----	16,210
506.0605	STRUCTURAL STEEL HS	LB	-----	-----	-----	-----	5,650
506.2610	BEARING PAIDS ELASTOMERIC LAMINATED	EACH	12	-----	12	-----	24
508.0500.S	EXPANSION DEVICES B-49-24	EACH	100	-----	100	-----	200
509.3020.S	EXPANSION DEVICES B-49-24	SF	500	-----	500	-----	1,000
509.1500	CONCRETE SURFACE REPAIR	SF	240	-----	240	-----	480
516.0500	RUBBERIZED MEMBRANE WATERPROOFING	SY	22	-----	22	-----	44
517.0600	PAINTING AND COATING OF TOP FLANGES B-49-24	LS	-----	-----	-----	-----	1
517.0800.S	STRUCTURE REPAINTING RECYCLED ABRASIVE B-49-24	LS	-----	-----	-----	-----	1
517.4500.S	NEGATIVE PRESSURE CONTAINMENT AND COLLECTION OF WASTE MATERIALS B-49-24	LS	-----	-----	-----	-----	1
531.6001.S	PORTABLE DECONTAMINATION FACILITY	EACH	-----	-----	-----	-----	1
531.8900	ANCHOR ASSEMBLIES POLES ON STRUCTURES	EACH	-----	-----	-----	-----	2
604.0500	SLOPE PAVING CRUSHED AGGREGATE	SY	40	-----	40	-----	80
604.9015.S	RESEAL CRUSHED AGGREGATE SLOPE PAVING	SY	230	-----	415	-----	645
612.0406	PIPE UNDERDRAIN WRAPPED 6-INCH	LF	185	-----	185	-----	370
614.0150	ANCHOR ASSEMBLIES FOR STEEL PLATE BEAM GUARD	EACH	2	-----	2	-----	4
645.0111	GEOTEXTILE TYPE DF SCHEDULE A	SY	140	-----	140	-----	280
652.0125	CONDUIT RIGID METALLIC 2-INCH	LF	24	-----	24	-----	48
652.0210	CONDUIT RIGID NON-METALLIC SCHEDULE 40 1-INCH	LF	-----	-----	-----	-----	134
652.0225	CONDUIT RIGID NON-METALLIC SCHEDULE 40 2-INCH	LF	175	-----	175	-----	350
653.0222	JUNCTION BOXES 18x12x6-INCH	EACH	-----	-----	-----	-----	2
SPV.0060.01	PRECAST CONCRETE BEARING BLOCK	EACH	12	-----	12	-----	24
	NON-BID ITEMS						
	BRIDGE SEAT PROTECTION						
	FILLER						

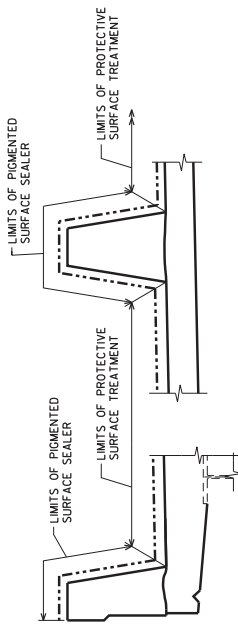
UNDISTRIBUTED AS DIRECTED BY THE ENGINEER.
EXISTING GIRDERS, DIAPHRAGMS, AND PIER BEARINGS TO BE PAINTED.
SALVAGE EXISTING ALUMINUM RAILING AND NAMEPLATE TO THE DEPARTMENT.
REQUIRED AT FRONT FACE OF ABUTMENTS.

09/08/21



DESIGN DATA

LIVE LOAD:
DESIGN LOADING: HS-20
OPERATING RATING: HS-31
WISCONSIN STANDARD PERMIT VEHICLE (WIS-SPV) = 190 KIPS
MATERIAL PROPERTIES:
CONCRETE MASONRY (SUPERSTRUCTURE)
ALL OTHER (SUBSTRUCTURE)
HIGH STRENGTH BAR STEEL REINFORCEMENT (GRADE 60)
HIGH STRENGTH STRUCTURAL STEEL (ASTM A509, GRADE 50)
TRAFFIC DATA:
A.A.D.T. = 25,755 (2022)
A.A.D.T. = 42,211 (2042)
R.D.S. = 45 M.P.H.
TRAFFIC DATA:
A.A.D.T. = 34,605 (2022)
A.A.D.T. = 42,211 (2042)
R.D.S. = 45 M.P.H.



PROTECTIVE SURFACE TREATMENT AND
PIGMENTED SURFACE SEALER DETAIL

NO.	DATE	REVISION	CONCRETE QUANTITY	AYRES
1	9/7/21	REVISED	CONCRETE QUANTITY	AYRES
STATE OF WISCONSIN DEPARTMENT OF TRANSPORTATION				
STRUCTURE B-49-24				
DRAWN BY: C.J.M. CHECKED BY: A.E.B.				
QUANTITIES AND NOTES				
SHEET 2 OF 29				
667				

ORIGINAL PLANS PREPARED BY
3433 Oakwood Hills Parkway
Eau Claire, WI 54601
www.ayresassociates.com





Proposal Schedule of Items

Page 4 of 23

Proposal ID: 20210914013 Project(s): 1166-06-75, 6290-09-70, 6290-09-71

Federal ID(s): WISC 2021482, WISC 2021484, WISC 2021494

SECTION: 0001

Contract Items

Alt Set ID:

Alt Mbr ID:

Proposal Line Number	Item ID Description	Approximate Quantity and Units	Unit Price	Bid Amount
0096	416.1715 Concrete Pavement Repair SHES	151.000 SY	_____.	_____.
0098	416.1720 Concrete Pavement Replacement	950.000 SY	_____.	_____.
0100	465.0105 Asphaltic Surface	453.000 TON	_____.	_____.
0102	465.0110 Asphaltic Surface Patching	84.100 TON	_____.	_____.
0104	465.0120 Asphaltic Surface Driveways and Field Entrances	20.000 TON	_____.	_____.
0106	465.0125 Asphaltic Surface Temporary	1,770.000 TON	_____.	_____.
0108	465.0315 Asphaltic Flumes	91.000 SY	_____.	_____.
0110	465.0400 Asphaltic Shoulder Rumble Strips	3,683.000 LF	_____.	_____.
0112	502.0100 Concrete Masonry Bridges	1,016.000 CY	_____.	_____.
0114	502.3101 Expansion Device 01. B-49-24	240.000 LF	_____.	_____.
0116	502.3200 Protective Surface Treatment	2,145.000 SY	_____.	_____.
0118	502.3210 Pigmented Surface Sealer	700.000 SY	_____.	_____.
0120	502.4204 Adhesive Anchors No. 4 Bar	230.000 EACH	_____.	_____.
0122	502.4205 Adhesive Anchors No. 5 Bar	1,332.000 EACH	_____.	_____.
0124	505.0600 Bar Steel Reinforcement HS Coated Structures	204,810.000 LB	_____.	_____.
0126	506.0605 Structural Steel HS	5,650.000 LB	_____.	_____.