

HIGHWAY WORK PROPOSAL

Wisconsin Department of Transportation
06/2017 s.66.0901(7) Wis. Stats

Proposal Number: **019**

<u>COUNTY</u>	<u>STATE PROJECT</u>	<u>FEDERAL</u>	<u>PROJECT DESCRIPTION</u>	<u>HIGHWAY</u>
Walworth	3839-03-73	WISC 2020540	Various Bridge Locations; Ush 12	USH 012

ADDENDUM REQUIRED ATTACHED AT BACK

This proposal, submitted by the undersigned bidder to the Wisconsin Department of Transportation, is in accordance with the advertised request for proposals. The bidder is to furnish and deliver all materials, and to perform all work for the improvement of the designated project in the time specified, in accordance with the appended Proposal Requirements and Conditions.

Proposal Guaranty Required: \$100,000.00 Payable to: Wisconsin Department of Transportation	Attach Proposal Guaranty on back of this PAGE.
Bid Submittal Date: November 10, 2020 Time (Local Time): 11:00 am	Firm Name, Address, City, State, Zip Code
Contract Completion Time November 24, 2021	<h3 style="margin: 0;">SAMPLE</h3> <h3 style="margin: 0;">NOT FOR BIDDING PURPOSES</h3>
Assigned Disadvantaged Business Enterprise Goal 12%	This contract is exempt from federal oversight.

This certifies that the undersigned bidder, duly sworn, is an authorized representative of the firm named above; that the bidder has examined and carefully prepared the bid from the plans, Highway Work Proposal, and all addenda, and has checked the same in detail before submitting this proposal or bid; and that the bidder or agents, officer, or employees have not, either directly or indirectly, entered into any agreement, participated in any collusion, or otherwise taken any action in restraint of free competitive bidding in connection with this proposal bid.

Do not sign, notarize, or submit this Highway Work Proposal when submitting an electronic bid on the Internet.

Subscribed and sworn to before me this date _____

(Signature, Notary Public, State of Wisconsin)

(Print or Type Name, Notary Public, State Wisconsin)

(Date Commission Expires)

Notary Seal

(Bidder Signature)

(Print or Type Bidder Name)

(Bidder Title)

Type of Work: Grade, Base, Storm Sewer, Concrete Pavement, Asphalt Pavement, Curb & Gutter, Concrete Barrier, Beam Guard, Signing, Pavement Marking, Structures B-64-19, 20, 22 - 27, 187, 188	For Department Use Only
Notice of Award Dated	Date Guaranty Returned

**PLEASE ATTACH
PROPOSAL GUARANTY HERE**

Effective with November 2007 Letting

PROPOSAL REQUIREMENTS AND CONDITIONS

The bidder, signing and submitting this proposal, agrees and declares as a condition thereof, to be bound by the following conditions and requirements.

If the bidder has a corporate relationship with the proposal design engineering company, the bidder declares that it did not obtain any facts, data, or other information related to this proposal from the design engineering company that was not available to all bidders.

The bidder declares that they have carefully examined the site of, and the proposal, plans, specifications and contract forms for the work contemplated, and it is assumed that the bidder has investigated and is satisfied as to the conditions to be encountered, as to the character, quality, and quantities of work to be performed and materials to be furnished, and as to the requirements of the specifications, special provisions and contract. It is mutually agreed that submission of a proposal shall be considered conclusive evidence that the bidder has made such examination.

The bidder submits herewith a proposal guaranty in proper form and amount payable to the party as designated in the advertisement inviting proposals, to be retained by and become the property of the owner of the work in the event the undersigned shall fail to execute the contract and contract bond and return the same to the office of the engineer within fourteen (14) days after having been notified in writing to do so; otherwise to be returned.

The bidder declares that they understand that the estimate of quantities in the attached schedule is approximate only and that the attached quantities may be greater or less in accordance with the specifications.

The bidder agrees to perform the said work, for and in consideration of the payment of the amount becoming due on account of work performed, according to the unit prices bid in the following schedule, and to accept such amounts in full payment of said work.

The bidder declares that all of the said work will be performed at their own proper cost and expense, that they will furnish all necessary materials, labor, tools, machinery, apparatus, and other means of construction in the manner provided in the applicable specifications and the approved plans for the work together with all standard and special designs that may be designed on such plans, and the special provisions in the contract of which this proposal will become a part, if and when accepted. The bidder further agrees that the applicable specifications and all plans and working drawings are made a part hereof, as fully and completely as if attached hereto.

The bidder, if awarded the contract, agrees to begin the work not later than ten (10) days after the date of written notification from the engineer to do so, unless otherwise stipulated in the special provisions.

The bidder declares that if they are awarded the contract, they will execute the contract agreement and begin and complete the work within the time named herein, and they will file a good and sufficient surety bond for the amount of the contract for performance and also for the full amount of the contract for payment.

The bidder, if awarded the contract, shall pay all claims as required by Section 779.14, Statutes of Wisconsin, and shall be subject to and discharge all liabilities for injuries pursuant to Chapter 102 of the Statutes of Wisconsin, and all acts amendatory thereto. They shall further be responsible for any damages to property or injury to persons occurring through their own negligence or that of their employees or agents, incident to the performance of work under this contract, pursuant to the Standard Specifications for Road and Bridge Construction applicable to this contract.

In connection with the performance of work under this contract, the contractor agrees to comply with all applicable state and federal statutes relating to non-discrimination in employment. No otherwise qualified person shall be excluded from employment or otherwise be subject to discrimination in employment in any manner on the basis of age, race, religion, color, gender, national origin or ancestry, disability, arrest or conviction record (in keeping with s.111.32), sexual orientation, marital status, membership in the military reserve, honesty testing, genetic testing, and outside use of lawful products. This provision shall include, but not be limited to the following: employment, upgrading, demotion or transfer; recruitment or recruitment advertising; layoff or termination; rates of pay or other forms of compensation, and selection for training, including apprenticeship. The contractor further agrees to ensure equal opportunity in employment to all applicants and employees and to take affirmative action to attain a representative workforce.

The contractor agrees to post notices and posters setting forth the provisions of the nondiscrimination clause, in a conspicuous and easily accessible place, available for employees and applicants for employment.

If a state public official (section 19.42, Stats.) or an organization in which a state public official holds at least a 10% interest is a party to this agreement, this contract is voidable by the state unless appropriate disclosure is made to the State of Wisconsin Ethics Board.

Effective with August 2015 Letting

BID PREPARATION

Preparing the Proposal Schedule of Items

A General

- (1) Obtain bidding proposals as specified in section 102 of the standard specifications prior to 11:45 AM of the last business day preceding the letting. Submit bidding proposals using one of the following methods:
 1. Electronic bid on the internet.
 2. Electronic bid on a printout with accompanying diskette or CD ROM.
 3. Paper bid under a waiver of the electronic submittal requirements.

- (2) Bids submitted on a printout with accompanying diskette or CD ROM or paper bids submitted under a waiver of the electronic submittal requirements govern over bids submitted on the internet.

- (3) The department will provide bidding information through the department's web site at:
<https://wisconsindot.gov/Pages/doing-bus/contractors/hcci/bid-let.aspx>

The contractor is responsible for reviewing this web site for general notices as well as information regarding proposals in each letting. The department will also post special notices of all addenda to each proposal through this web site no later than 4:00 PM local time on the Thursday before the letting. Check the department's web site after 5:00 PM local time on the Thursday before the letting to ensure all addenda have been accounted for before preparing the bid. When bidding using methods 1 and 2 above, check the Bid Express™ on-line bidding exchange at <http://www.bidx.com/> after 5:00 PM local time on the Thursday before the letting to ensure that the latest schedule of items Expedite file (*.ebs or *.00x) is used to submit the final bid.

- (4) Interested parties can subscribe to the Bid Express™ on-line bidding exchange by following the instructions provided at the www.bidx.com web site or by contacting:

Info Tech Inc.
5700 SW 34th Street, Suite 1235
Gainesville, FL 32608-5371
email: <mailto:customer.support@bidx.com>

- (5) The department will address equipment and process failures, if the bidder can demonstrate that those failures were beyond their control.
- (6) Contractors are responsible for checking on the issuance of addenda and for obtaining the addenda. Notice of issuance of addenda is posted on the department's web site at:
<https://wisconsindot.gov/Pages/doing-bus/contractors/hcci/bid-let.aspx>

or by calling the department at (608) 266-1631. Addenda can ONLY be obtained from the departments web site listed above or by picking up the addenda at the Bureau of Highway Construction, 4th floor, 4822 Madison Yards Way, Madison, WI, during regular business hours.

- (7) Addenda posted after 5:00 PM on the Thursday before the letting will be emailed to the eligible bidders for that proposal. All eligible bidders shall acknowledge receipt of the addenda whether they are bidding on the proposal or not. Not acknowledging receipt may jeopardize the awarding of the project.

B Submitting Electronic Bids

B.1 On the Internet

- (1) Do the following before submitting the bid:
 1. Have a properly executed annual bid bond on file with the department.

2. Have a digital ID on file with and enabled by Info Tech Inc. Using this digital ID will constitute the bidder's signature for proper execution of the bidding proposal.
- (2) In lieu of preparing, delivering, and submitting the proposal as specified in 102.6 and 102.9 of the standard specifications, submit the proposal on the internet as follows:
 1. Download the latest schedule of items reflecting all addenda from the Bid Express™ web site.
 2. Use Expedite™ software to enter a unit price for every item in the schedule of items.
 3. Submit the bid according to the requirements of Expedite™ software and the Bid Express™ web site. Do not submit a bid on a printout with accompanying diskette or CD ROM or a paper bid. If the bidder does submit a bid on a printout with accompanying diskette or a paper bid in addition to the internet submittal, the department will disregard the internet bid.
 4. Submit the bid before the hour and date the Notice to Contractors designates.
 5. Do not sign, notarize, and return the bidding proposal described in 102.2 of the standard specifications.
- (3) The department will not consider the bid accepted until the hour and date the Notice to Contractors designates.

B.2 On a Printout with Accompanying Diskette or CD ROM

- (1) Download the latest schedule of items from the Wisconsin pages of the Bid Express™ web site reflecting the latest addenda posted on the department's web site at:
<https://wisconsindot.gov/Pages/doing-bus/contractors/hcci/bid-let.aspx>
Use Expedite™ software to prepare and print the schedule of items. Provide a valid amount for all price fields. Follow instructions and review the help screens provided on the Bid Express™ web site to assure that the schedule of items is prepared properly.
- (2) Staple an 8 1/2 by 11 inch printout of the Expedite™ generated schedule of items to the other proposal documents submitted to the department as a part of the bidder's sealed bid. As a separate submittal, not in the sealed bid envelop but due at the same time and place as the sealed bid, also provide the Expedite™ generated schedule of items on a 3 1/2 inch computer diskette or CD ROM. Label each diskette or CD ROM with the bidder's name, the 4 character department-assigned bidder identification code from the top of the bidding proposal, and a list of the proposal numbers included on that diskette or CD ROM as indicated in the following example:

Bidder Name

BN00

Proposals: 1, 12, 14, & 22

- (3) If bidding on more than one proposal in the letting, the bidder may include all proposals for that letting on one diskette or CD ROM. Include only submitted proposals with no incomplete or other files on the diskette or CD ROM.
- (4) The bidder-submitted printout of the Expedite™ generated schedule of items is the governing contract document and must conform to the requirements of section 102 of the standard specifications. If a printout needs to be altered, cross out the printed information with ink or typewriter and enter the new information and initial it in ink. If there is a discrepancy between the printout and the diskette or CD ROM, the department will analyze the bid using the printout information.
- (5) In addition to the reasons specified in section 102 of the standard specifications, proposals are irregular and the department may reject them for one or more of the following:
 1. The check code printed on the bottom of the printout of the Expedite™ generated schedule of items is not the same on each page.
 2. The check code printed on the printout of the Expedite™ generated schedule of items is not the same as the check code for that proposal provided on the diskette or CD ROM.

3. The diskette or CD ROM is not submitted at the time and place the department designates.

C Waiver of Electronic Submittal

- (1) The bidder may request a waiver of the electronic submittal requirements. Submit a written request for a waiver in lieu of bids submitted on the internet or on a printout with accompanying diskette or CD ROM. Use the waiver that was included with the paper bid document sent to the bidder or type up a waiver on the bidder's letterhead. The department will waive the electronic submittal requirements for a bidding entity (individual, partnership, joint venture, corporation, or limited liability company) for up to 4 individual proposals in a calendar year. The department may allow additional waivers for equipment malfunctions.
- (2) Submit a schedule of items on paper conforming to section 102 of the standard specifications. The department charges the bidder a \$75 administrative fee per proposal, payable at the time and place the department designates for receiving bids, to cover the costs of data entry. The department will accept a check or money order payable to: "Wisconsin, Dept. of Transportation."
- (3) In addition to the reasons specified in section 102 of the standard specifications, proposals are irregular and the department may reject them for one or more of the following:
 1. The bidder fails to provide the written request for waiver of the electronic submittal requirements.
 2. The bidder fails to pay the \$75 administrative fee before the time the department designates for the opening of bids unless the bidder requests on the waiver that they be billed for the \$75.
 3. The bidder exceeds 4 waivers of electronic submittal requirements within a calendar year.
- (4) In addition to the reasons specified in section 102 of the standard specifications, the department may refuse to issue bidding proposals for future contracts to a bidding entity that owes the department administrative fees for a waiver of electronic submittal requirements.

PROPOSAL BID BOND

DT1303 1/2006

Wisconsin Department of Transportation

Proposal Number	Project Number	Letting Date
Name of Principal		
Name of Surety	State in Which Surety is Organized	

We, the above-named Principal and the above-named Surety, are held and firmly bound unto the State of Wisconsin in the sum equal to the Proposal Guaranty for the total bid submitted for the payment to be made; we jointly and severally bind ourselves, our heirs, executors, administrators, successors and assigns. The condition of this obligation is that the Principal has submitted a bid proposal to the State of Wisconsin acting through the Department of Transportation for the improvement designated by the Proposal Number and Letting Date indicated above.

If the Principal is awarded the contract and, within the time and manner required by law after the prescribed forms are presented for signature, enters into a written contract in accordance with the bid, and files the bond with the Department of Transportation to guarantee faithful performance and payment for labor and materials, as required by law, or if the Department of Transportation shall reject all bids for the work described, then this obligation shall be null and void; otherwise, it shall be and remain in full force and effect. In the event of failure of the Principal to enter into the contract or give the specified bond, the Principal shall pay to the Department of Transportation **within 10 business days of demand** a total equal to the Proposal Guaranty as liquidated damages; the liability of the Surety continues for the full amount of the obligation as stated until the obligation is paid in full.

The Surety, for value received, agrees that the obligations of it and its bond shall not be impaired or affected by any extension of time within which the Department of Transportation may accept the bid; and the Surety does waive notice of any such extension.

IN WITNESS, the Principal and Surety have agreed and have signed by their proper officers and have caused their corporate seals to be affixed this date: **(DATE MUST BE ENTERED)**

PRINCIPAL

(Company Name) **(Affix Corporate Seal)**

(Signature and Title)

(Company Name)

(Signature and Title)

(Company Name)

(Signature and Title)

(Company Name)

(Signature and Title)

(Name of Surety) **(Affix Seal)**

(Signature of Attorney-in-Fact)

NOTARY FOR PRINCIPAL

NOTARY FOR SURETY

(Date)

(Date)

State of Wisconsin)
) ss.
_____ County)

State of Wisconsin)
) ss.
_____ County)

On the above date, this instrument was acknowledged before me by the named person(s).

On the above date, this instrument was acknowledged before me by the named person(s).

(Signature, Notary Public, State of Wisconsin)

(Signature, Notary Public, State of Wisconsin)

(Print or Type Name, Notary Public, State of Wisconsin)

(Print or Type Name, Notary Public, State of Wisconsin)

(Date Commission Expires)

(Date Commission Expires)

Notary Seal

Notary Seal

IMPORTANT: A certified copy of Power of Attorney of the signatory agent must be attached to the bid bond.

CERTIFICATE OF ANNUAL BID BOND

DT1305 8/2003

Wisconsin Department of Transportation

Time Period Valid (From/To)
Name of Surety
Name of Contractor
Certificate Holder Wisconsin Department of Transportation

This is to certify that an annual bid bond issued by the above-named Surety is currently on file with the Wisconsin Department of Transportation.

This certificate is issued as a matter of information and conveys no rights upon the certificate holder and does not amend, extend or alter the coverage of the annual bid bond.

Cancellation: Should the above policy be cancelled before the expiration date, the issuing surety will give thirty (30) days written notice to the certificate holder indicated above.

(Signature of Authorized Contractor Representative)

(Date)

DECEMBER 2000

**CERTIFICATION REGARDING DEBARMENT, SUSPENSION, AND OTHER
RESPONSIBILITY MATTERS - PRIMARY COVERED TRANSACTIONS**

Instructions for Certification

1. By signing and submitting this proposal, the prospective contractor is providing the certification set out below.
2. The inability of a person to provide the certification required below will not necessarily result in denial of participation in this covered transaction. The prospective contractor shall submit an explanation of why it cannot provide the certification set out below. The certification or explanation will be considered in connection with the department or agency's determination whether to enter into this transaction. However, failure of the prospective contractor to furnish a certification or an explanation shall disqualify such person from participation in this transaction.
3. The certification in this clause is a material representation of fact upon which reliance was placed when the department determined to enter into this transaction. If it is later determined that the contractor knowingly rendered an erroneous certification in addition to other remedies available to the Federal Government the department may terminate this transaction for cause or default.
4. The prospective contractor shall provide immediate written notice to the department to whom this proposal is submitted if at any time the prospective contractor learns that its certification was erroneous when submitted or has become erroneous by reason of changed circumstances.
5. The terms "covered transaction," "debarred," "suspended," "ineligible," "lower tier covered transaction," "participant," "person," "primary covered transaction," "principal," "proposal," and "voluntarily excluded," as used in this clause, have the meanings set out in the Definitions and Coverage sections of the rules implementing Executive Order 12549. You may contact the department to which this proposal is being submitted for assistance in obtaining a copy of those regulations.
6. The prospective contractor agrees by submitting this proposal that, should this contract be entered into, it shall not knowingly enter into any lower tier covered transaction with a person who is debarred, suspended, declared ineligible, or voluntarily excluded from participation in this covered transaction, unless authorized by the department entering into this transaction.
7. The prospective contractor further agrees by submitting this proposal that it will include the clause titled "Certification Regarding Debarment, Suspension, Ineligibility and Voluntary Exclusion-Lower Tier Covered Transaction," which is included as an addendum to PR-1273 - "Required Contract Provisions Federal Aid Construction Contracts," without

modification, in all lower tier covered transactions and in all solicitations for lower tier covered transactions.

8. The contractor may rely upon a certification of a prospective subcontractor/materials supplier that it is not debarred, suspended, ineligible, or voluntarily excluded from the covered transaction, unless it knows that the certification is erroneous. A contractor may decide the method and frequency by which it determines the eligibility of its principals. Each contractor may, but is not required to, check the Disapproval List (telephone # 608/266/1631).
9. Nothing contained in the foregoing shall be construed to require establishment of a system of records in order to render in good faith the certification required by this clause. The knowledge and information of a contractor is not required to exceed that which is normally possessed by a prudent person in the ordinary course of business dealings.
10. Except for transactions authorized under paragraph 6 of these instructions, if a contractor in a covered transaction knowingly enters into a lower tier covered transaction with a person who is suspended, debarred, ineligible or voluntarily excluded from participation in this transaction, in addition to other remedies available to the Federal Government, the department may terminate this transaction for cause or default.

Certification Regarding Debarment, Suspension, and Other Responsibility Matters - Primary Covered Transactions

- (1) The prospective contractor certifies to the best of its knowledge and belief, that it and its principals:
 - (a) Are not presently debarred, suspended, proposed for debarment, declared ineligible, or voluntarily excluded from covered transactions by any Federal department or agency;
 - (b) Have not within a three-year period preceding this proposal been convicted of or had a civil judgment rendered against them for commission of fraud or a criminal offense in connection with obtaining, attempting to obtain, or performing a public (Federal, State or local) transaction or contract under a public transaction; violation of Federal or State antitrust statutes or commission of embezzlement, theft, forgery, bribery, falsification or destruction of records, making false statements or receiving stolen property;
 - (c) Are not presently indicted for or otherwise criminally or civilly charged by a governmental entity (Federal, State or local) with commission of any of the offense enumerated in paragraph (1)(b) of this certification; and
 - (d) Have not within a three-year period preceding this proposal had one or more public transactions (Federal, State or local) terminated for cause or default.
- (2) Where the prospective contractor is unable to certify to any of the statements in this certification, such prospective contractor shall attach an explanation to this proposal.

Special Provisions

Table of Contents

Article	Description	Page #
1.	General.....	3
2.	Scope of Work.....	3
3.	Prosecution and Progress.....	3
4.	Traffic.....	8
5.	Holiday Work Restrictions.....	9
6.	Utilities.....	9
7.	Information to Bidders, WPDES General Construction Storm Water Discharge Permit.....	14
8.	Environmental Protection, Aquatic Exotic Species Control.....	14
9.	Erosion Control.....	15
10.	Erosion Control Structures.....	16
11.	Other Contracts.....	16
12.	Notice to Contractor, Asbestos Containing Materials on Structure.....	16
13.	Notice to Contractor, Verification of Asbestos Inspection, No Asbestos Found.....	17
14.	Abatement of Asbestos Containing Material B-64-23, Item 203.0210.S.0004; Abatement of Asbestos Containing Material B-64-24, Item 203.0210.S.0005; Abatement of Asbestos Containing Material B-64-25, Item 203.0210.S.0006.....	17
15.	Debris Containment B-64-20, Item 203.0225.S.0002.....	19
16.	Removing Flexible Tubular Markers, Item 204.9060.S.....	19
17.	Removing Rumble Strips, Item 204.9090.S.....	20
18.	Temporary Emergency Pullouts, Item 205.3000.S.....	20
19.	Concrete Pavement Joint Layout, Item 415.5110.S.....	20
20.	Cold Patch, Item 495.1000.S.....	21
21.	Expansion Device, Item 502.3101.....	22
22.	Protective Surface Treatment Reseal, Item 502.3215.S.....	23
23.	Removing Bearings, B-64-19, Item 506.7050.S.0001; Removing Bearings, B-64-23, Item 506.7050.S.0004; Removing Bearings, B-64-24, Item 506.7050.S.0005; Removing Bearings, B-64-25, Item 506.7050.S.0006; Removing Bearings, B-64-26, Item 506.7050.S.0007; Removing Bearings, B-64-27, Item 506.7050.S.0008.....	23
24.	Bridge, Jacking, B-64-25, Item 506.7060.S.0006.....	24
25.	Sawing Pavement Deck Preparation Areas, Item 509.0310.S.....	24
26.	Concrete Masonry Deck Repair, Item 509.2100.S.....	25
27.	Polymer Overlay, Item 509.5100.S.....	26
28.	Removing Asphaltic Concrete Deck Overlay B-64-19, Item 509.9010.S.0001; Removing Asphaltic Concrete Deck Overlay B-64-26, Item 509.9010.S.0007; Removing Asphaltic Concrete Deck Overlay B-64-27, Item 509.9010.S.0008.....	31
29.	Preparation and Coating of Top Flanges B-64-23, Item 517.0900.S.0004; Preparation and Coating of Top Flanges B-64-24, Item 517.0900.S.0005; Preparation and Coating of Top Flanges B-64-25, Item 517.0900.S.0006.....	31
30.	Structure Repainting Recycled Abrasive B-64-19, Item 517.1800.S.0001; Structure Repainting Recycled Abrasive B-64-22, Item 517.1800.S.0003; Structure Repainting Recycled Abrasive B-64-23, Item 517.1800.S.0004; Structure Repainting Recycled Abrasive B-64-24, Item 517.1800.S.0005; Structure Repainting Recycled Abrasive B-64-25, Item 517.1800.S.0006;	

	Structure Repainting Recycled Abrasive B-64-26, Item 517.1800.S.0007; Structure Repainting Recycled Abrasive B-64-27, Item 517.1800.S.0008.....	33
31.	Labeling and Disposal of Waste Material.....	35
32.	Negative Pressure Containment and Collection of Waste Materials, B-64-19, Item 517.4500.S.0001; Negative Pressure Containment and Collection of Waste Materials, B-64-22, Item 517.4500.S.0003; Negative Pressure Containment and Collection of Waste Materials, B-64-23, Item 517.4500.S.0004; Negative Pressure Containment and Collection of Waste Materials, B-64-24, Item 517.4500.S.0005; Negative Pressure Containment and Collection of Waste Materials, B-64-25, Item 517.4500.S.0006; Negative Pressure Containment and Collection of Waste Materials, B-64-26, Item 517.4500.S.0007; Negative Pressure Containment and Collection of Waste Materials, B-64-27, Item 517.4500.S.0008.....	37
33.	Portable Decontamination Facility, Item 517.6001.S.....	38
34.	Blue Specific Service Signs.....	39
35.	Field Office.....	39
36.	Nighttime Work Lighting Stationary.....	39
37.	Covering Signs.....	41
38.	Portable Speed Trailer, Item SPV.0045.0010.....	41
39.	Maintain Asphaltic Surface Temporary Left-In-Place, Item SPV.0060.0010.....	42
40.	Embedded Galvanic Anodes, Item SPV.0060.4001.....	42
41.	Clean Deck Drains, Item SPV.0060.4002.....	43
42.	Heavy Duty Silt Fence, Item SPV.0090.0010.....	43
43.	Marking Contrast Epoxy 4-inch, Item SPV.0090.0020.....	44
44.	Marking Contrast Epoxy 8-inch, Item SPV.0090.0030.....	45
45.	Concrete Curb & Gutter 4-Inch Sloped Type TBT, Variable Pan, Item SPV.0090.0040.....	45
46.	Steel Thrie Beam Railing Retrofit, Item SPV.0090.4001.....	46
47.	Survey Project 3839-03-73, Item SPV.0105.0001.....	47
48.	Vegetation Removal B-64-19, Item SPV.0105.4001; Vegetation and Debris Removal B-64-20, Item SPV.0105.4002; Vegetation Removal B-64-22, Item SPV.0105.4003; Vegetation Removal B-64-25, Item SPV.0105.4006; Vegetation Removal B-64-26, Item SPV.0105.4007; Vegetation Removal B-64-27, Item SPV.0105.4008.....	49
49.	Fiber Wrap Reinforcing Non-Structural, Item SPV.0165.4001.....	50
50.	Abutment Seat Cleaning and Sealing, Item SPV.0180.4001.....	53

STSP'S Revised June 29, 2020

SPECIAL PROVISIONS

1. General.

Perform the work under this construction contract for Project Various Bridge Locations, USH 12, Const/Bridge Rehab in Walworth County, Wisconsin as the plans show and execute the work as specified in the State of Wisconsin, Department of Transportation, Standard Specifications for Highway and Structure Construction, 2021 Edition, as published by the department, and these special provisions.

If all or a portion of the plans and special provisions are developed in the SI metric system and the schedule of prices is developed in the US standard measure system, the department will pay for the work as bid in the US standard system.

100-005 (20200629)

2. Scope of Work.

The work under this contract shall consist of structure overlay and repairs, grading, subbase, concrete pavement, HMA pavement, MGS Guardrail, pavement marking, signing, and all incidental items necessary to complete the work as shown on the plans and included in the proposal and contract.

104-005 (20090901)

3. Prosecution and Progress.

Begin work within ten calendar days after the engineer issues a written notice to do so.

Provide the start date to the engineer in writing within a month after executing the contract but at least 14 calendar days before the preconstruction conference. Upon approval, the engineer will issue the notice to proceed within ten calendar days before the approved start date.

To revise the start date, submit a written request to the engineer at least two weeks before the intended start date. The engineer will approve or deny that request based on the conditions cited in the request and its effect on the department's scheduled resources.

Be advised that there may be multiple mobilizations and/or remobilizations to complete construction operations, for example such items as: grading, concrete pavement repair/replacement, paving, traffic control, signing, temporary and permanent pavement marking, finishing items and other incidental items. No additional payment will be made, by the department, for additional mobilizations.

Winter weather work, grading, excavation of frozen ground, high ground water, dewatering during winter months, and mitigation efforts for high water table elevations shall not be considered adverse weather delays to construction. Cost for dewatering is considered incidental to construction.

Anticipate cold weather and early spring concrete masonry, concrete paving and ancillary concrete work (curb, median barrier, etc.). Plan to heat aggregates and water for mixes, and that the heating of the aggregate and water is considered incidental to those concrete items. There will be no adverse weather delay for cold weather construction. Paving to be complete by November 1.

Anticipate frozen grade/subgrade. Rework, heat, blanket, cover, compact, remove/replace such that the grade/subgrade is not frozen prior to constructing and backfilling storm sewer and culvert pipes. Technique to mitigate frozen grade/subgrade shall be approved by the engineer. Cost to mitigate frozen grade/subgrade is considered incidental to the applicable items of work.

Saw cut slurry, grinding or shipping waste will be collected during the process and not allowed to run, dip or fall outside the project limits or into waterways or wetlands.

Schedule of Operations

The department anticipates that the schedule for each stage shall be as follows below, unless modifications are approved in writing by the engineer.

Stage 1

Shift USH 12 Eastbound to USH 12 Westbound using existing crossover at the south project limits (Station 117+00-130+00) and existing crossover at the north project limits (Station 503+00 to 514+00) to bi-directional traffic on the USH 12 Westbound lanes. Shift USH 12 Eastbound to USH 12 Westbound to the outside lane using lane closures (North of Station 514+00). Maintain one lane of traffic for USH 12 Eastbound and USH 12 Westbound.

Close the USH 12 Eastbound Entrance and Exit Ramp to Pell Lake Drive for a maximum of 50 calendar days. Once the work has started, the work must be completed.

Close CTH B over USH 12 for a maximum of 28 calendar days. Once the work has started, the work must be completed.

Close the south shoulder on Pell Lake Drive under USH 12 for a maximum of 14 calendar days. Once the work has started, the work must be completed.

Close Clover Road over USH 12 for a maximum of 100 calendar days. Once the work has started, the work must be completed.

Close Townline Road over USH 12 for a maximum of 28 calendar days. Once the work has started, the work must be completed.

Stage 1 activities shall include construction of:

- Construct structure repairs at B-64-20 (USH 12 at Nippersink Creek) and B-64-22 (USH 12 at CTH U) on the USH 12 Eastbound side.
- Construct structure overlay at B-64-19 (CTH B), B-64-23 (USH 12 at Pell Lake Drive), and B-64-27 (Townline Road).
- Mill and overlay USH 12 Eastbound at Pell Lake Drive, construct shoulder replacement, install MGS guardrail and regrading of slopes along USH 12 Eastbound.
- Redeck and raise Structure B-64-25 (Clover Road).
- Construct USH 12 Eastbound at Clover Road, install storm sewer, install MGS guardrail and regrading of slopes along USH 12 Eastbound.
- Construct shoulder replacement, MGS guardrail and regrading of slopes at USH 12 (Nippersink Creek), CTH B, Clover Road, and Townline Road.
- Construct southern shoulder on Pell Lake Drive under USH 12.
- Construct portion of structure overlay at B-64-187 and B-64-188 (USH 12 at STH 50).

Stage 1A

Shift USH 12 traffic to the inside lane at STH 50. Maintain one lane of traffic for USH 12 Eastbound and USH 12 Westbound.

Close exit ramp from USH 12 Eastbound to STH 50 Eastbound for a maximum of 14 calendar days. Once the work has started, the work must be completed.

Close exit ramp from USH 12 Westbound to STH 50 Westbound for a maximum of 14 calendar days. Once the work has started, the work must be completed.

Stage 1A activities shall include construction of:

- Construct remaining portion of structure overlay at B-64-187 and B-64-188 (USH 12 at STH 50).

Stage 2

Shift USH 12 Westbound to USH 12 Eastbound using existing crossover at the south project limits (Station 117+00-130+00) and existing crossover north project limits (Station 503+00-514+00). Maintain one lane of traffic for USH 12 Eastbound and USH 12 Westbound.

Close the USH 12 Westbound Entrance and Exit Ramp to Pell Lake Drive for a maximum of 50 calendar days. Once the work has started, the work must be completed.

Close the south shoulder on Pell Lake Drive under USH 12.

Close Clover Road over USH 12 for a maximum of 100 calendar days. Once the work has started, the work must be completed.

Close Townline Road over USH 12 for a maximum of 28 calendar days. Once the work has started, the work must be completed.

Stage 2 activities shall include construction of:

- Construct structure repairs at B-64-20 (USH 12 at Nippersink Creek) and B-64-22 (USH 12 at CTH U) on the USH 12 Westbound side.
- Construct structure overlay at B-64-24 (USH 12 at Pell Lake Drive), and B-64-26 (Bloomfield Road).
- Mill and overlay USH 12 Westbound at Pell Lake Drive, install MGS guardrail and regrading of slopes along USH 12 Westbound.
- Complete redecking Structure B-64-25 (Clover Road).
- Construct USH 12 Westbound at Clover Road, install MGS guardrail and regrading of slopes along USH 12 Westbound.
- Construct shoulder replacement, MGS guardrail and regrading of slopes at USH 12 (Nippersink Creek) and Bloomfield Road.
- Construct southern shoulder on Pell Lake Drive under USH 12.

Stage 3

Close the median shoulder and the inside lanes of USH 12 at the south crossover.

Stage 3 activities shall include removing south crossover and regrading ditch.

The following definitions apply to this contract for freeway work restrictions:

Service Ramps Freeway to/from local road ramps

Night Time Hours

- 11:00 PM – 5:30 AM (Sunday PM to Monday AM)
- 9:30 PM – 5:30 AM (Monday PM to Tuesday AM, Tuesday PM to Wednesday AM, Wednesday PM to Thursday AM, Thursday PM to Friday AM)
- 9:30 PM – 8:00 AM (Friday PM to Saturday AM, Saturday PM to Sunday AM)

Night Time Hours

Night Time Hours are only anticipated in Stage 1 and Stage 2 to for polymer overlay construction. Obtain prior acceptance from the engineer and the WisDOT Traffic Management Center, for Night Time Hours.

Full Freeway Closure Hours

11:00 PM – 4:30 AM
sef-108-020 (20150922)

Full Freeway Closures

Full Freeway Closures are only anticipated in Stage 1 to remove the bridge deck of B-64-25. Obtain prior acceptance from the engineer and the WisDOT Traffic Management Center, for Full Freeway Closures. Notify local emergency and police agencies seven calendar days prior to freeway closure. Full freeway closures are only allowed during Full Freeway Closure Hours.

Freeway Work Restrictions

Follow plan details for closures. If plan details are not provided in the traffic control plan, or for any traffic control change requests, furnish plans for review by the engineer and the WisDOT Traffic Management Center, (414) 227-2142, a minimum of one week prior to the implementation so that approval, or disapproval, is obtained at least three days prior to roadway, lane, or ramp closures.

Interim Completion at USH 12 and Pell Lake Drive Interchange

At the beginning of Stage 1, close USH 12 Eastbound entrance and exit ramp to Pell Lake Drive to traffic for a maximum of 50 calendar days. Do not reopen until completing the following work: structure overlay, structure parapet repair, mill and overlay of USH 12 through lanes, shoulder regrading and MGS guardrail installation.

At the beginning of Stage 2, close USH 12 Westbound entrance and exit ramp to Pell Lake Drive to traffic for a maximum of 50 calendar days. Do not reopen until completing the following work: structure overlay, structure parapet repair, mill and overlay of USH 12 through lanes, shoulder regrading and MGS guardrail installation.

If the contractor fails to complete the work necessary to reopen USH 12 Eastbound entrance or exit ramp to traffic within 50 calendar days, the department will assess the contractor \$1,230 in interim liquidated damages for each calendar day the contract work remains incomplete beyond 50 calendar days. An entire calendar day will be charged for any period of time within a calendar day that the road remains closed beyond 12:01 AM.

Interim Completion at CTH B

At the beginning of B-64-19 overlay and roadway operations, close CTH B to through traffic for a maximum of 28 calendar days. Do not reopen until completing the following work: structure overlay, shoulder regrading and MGS guardrail installation.

If the contractor fails to complete the work necessary to reopen CTH B to traffic within 28 calendar days, the department will assess the contractor \$1,230 in interim liquidated damages for each calendar day the contract work remains incomplete beyond 28 calendar days. An entire calendar day will be charged for any period of time within a calendar day that the road remains closed beyond 12:01 AM.

Interim Completion at Clover Road

At the beginning of B-64-25 overlay and roadway operations, close Clover Road to through traffic for a maximum of 100 calendar days. Do not reopen until completing the following work: structure re-deck, shoulder regrading and MGS Guardrail installation. Full closure of USH 12 can be used for demolition of the bridge deck.

If the contractor fails to complete the work necessary to reopen Clover Road to traffic within 100 calendar days, the department will assess the contractor \$1,230 in interim liquidated damages for each calendar day the contract work remains incomplete beyond 100 calendar days. An entire calendar day will be charged for any period of time within a calendar day that the road remains closed beyond 12:01 AM.

Interim Completion at Bloomfield Road

At the beginning of B-64-26 overlay and roadway operations, close Bloomfield Road to through traffic for a maximum of 28 calendar days. Do not reopen until completing the following work: structure overlay, shoulder regrading and MGS Guardrail installation.

If the contractor fails to complete the work necessary to reopen Bloomfield Road to traffic within 28 calendar days, the department will assess the contractor \$1,230 in interim liquidated damages for each calendar day the contract work remains incomplete beyond 28 calendar days. An entire calendar day will be charged for any period of time within a calendar day that the road remains closed beyond 12:01 AM.

Interim Completion at Townline Road

At the beginning of B-64-27 overlay and roadway operations, close Townline Road to through traffic for a maximum of 28 calendar days. Do not reopen until completing the following work: structure overlay, shoulder regrading and MGS Guardrail installation.

If the contractor fails to complete the work necessary to reopen Townline Road to traffic within 28 calendar days, the department will assess the contractor \$1,230 in interim liquidated damages for each calendar day the contract work remains incomplete beyond 28 calendar days. An entire calendar day will be charged for any period of time within a calendar day that the road remains closed beyond 12:01 AM.

Interim Completion at USH 12 Eastbound and STH 50 Interchange

At the beginning of Stage 1A, close USH 12 Eastbound exit ramp to STH 50 Eastbound to traffic for a maximum of 14 calendar days. Do not reopen until completing the following work: structure overlay.

If the contractor fails to complete the work necessary to reopen USH 12 Eastbound exit ramp to STH 50 Eastbound to traffic within 14 calendar days, the department will assess the contractor \$1,230 in interim liquidated damages for each calendar day the contract work remains incomplete beyond 14 calendar days. An entire calendar day will be charged for any period of time within a calendar day that the road remains closed beyond 12:01 AM.

Interim Completion at USH 12 Westbound and STH 50 Interchange

At the beginning of Stage 1A, close USH 12 Westbound exit ramp to STH 50 Westbound to traffic for a maximum of 14 calendar days. Do not reopen until completing the following work: structure overlay.

If the contractor fails to complete the work necessary to reopen USH 12 Westbound exit ramp to STH 50 Westbound to traffic within 14 calendar days, the department will assess the contractor \$1,230 in interim liquidated damages for each calendar day the contract work remains incomplete beyond 14 calendar days. An entire calendar day will be charged for any period of time within a calendar day that the road remains closed beyond 12:01 AM.

Interim Completion of Pell Lake Drive Shoulders

During Stage 1, close the south shoulder on Pell Lake Drive under USH 12 for a maximum of 14 calendar days to construct the southern shoulder on Pell Lake Drive under USH 12. Once the work has started, the work must be completed.

During Stage 2, close the north shoulder on Pell Lake Drive under USH 12 for a maximum of 14 calendar days to construct the northern shoulder on Pell Lake Drive under USH 12. Once the work has started, the work must be completed.

If the contractor fails to complete either the north side shoulder of Pell Lake Drive or south side shoulder of Pell Lake Drive within 14 calendar days, the department will assess the contractor \$1,230 in interim liquidated damages for each calendar day the contract work remains incomplete beyond 14 calendar days. An entire calendar day will be charged for any period of time within a calendar day that the road remains closed beyond 12:01 AM.

Interim Completion Date B-64-187 and B-64-188: June 29, 2021

If the contractor fails to complete all work necessary to complete B-64-187 & B-64-188 rehabilitation and reopen USH 12 & STH 50 Interchange prior to June 30, 2021, the department will assess the contractor \$1,230 in interim liquidated damages per calendar day for each calendar day after 12:01 AM June 30, 2021. An entire calendar day will be charged for any period of time within a calendar day that the work remains uncomplete.

If contract time expires prior to completing all work specified in the contract, additional liquidated damages will be affixed according to standard spec 108.11.

Migratory Birds

Swallow and other migratory birds' nests have been observed on or under the existing bridge. All active nests (when eggs or young are present) of migratory birds are protected under the federal Migratory Bird Treaty Act.

The nesting season for swallows and other birds is usually between May 1 and August 30. Either prevent active nests from becoming established or apply for a depredation permit from the US Fish and Wildlife Service for work that may disturb or destroy active nests. The need for a permit may be avoided by removing the existing bridge structure prior to nest occupation by birds or clearing nests from all structures before the nests become active in early spring. As a last resort, prevent birds from nesting by installing a suitable netting device on the remaining structure prior to nesting activity. Include the cost for preventing nesting in the cost of Removing Old Structure.

0074 (20090901)

Northern Long-eared Bat (*Myotis septentrionalis*)

Northern Long-eared Bats (NLEB) have the potential to inhabit the project limits because they roost in trees. Roosts have been identified within 150 feet of the project limits. The species and all active roosts are protected by the Federal Endangered Species Act. If an individual bat or active roost is encountered during construction operations, stop work and notify the engineer and the WisDOT Regional Environmental Coordinator (REC).

To avoid adverse impacts upon the NLEBs, no Clearing is allowed between June 1 and July 31, both dates inclusive.

If the required Clearing is not completed by May 31, the department will suspend all clearing and associated work directly impacted by Clearing. The department will issue a notice to proceed with Clearing and associated work directly impacted by clearing after consulting with the United States Fish and Wildlife Service (USFWS).

Submit a schedule and description of Clearing operations with the ECIP 14 days prior to any Clearing operations. The department will determine, based on schedule and scope of work, what additional erosion control measures shall be implemented prior to the start of Clearing operations, and list those additional measures in the ECIP.

Fish Spawning

There shall be no instream disturbance of Nippersink Creek as a result of construction activity under or for this contract, from March 1st to June 15th both dates inclusive, in order to avoid adverse impacts upon the spawning of Panfish, Largemouth Bass, Smallmouth Bass, Northern Pike and Walleye.

Any change to this limitation will require submitting a written request by the contractor to the engineer, subsequent review and concurrence by the Department of Natural Resources in the request, and final approval by the engineer. The approval will include all conditions to the request as mutually agreed upon by WisDOT and DNR.

0036 (20090901)

4. Traffic.

Wisconsin Lane Closure System Advance Notification

Provide the following advance notification to the engineer for incorporation into the Wisconsin Lane Closure System (LCS).

TABLE 108-1 CLOSURE TYPE AND REQUIRED MINIMUM ADVANCE NOTIFICATION

Closure type with height, weight, or width restrictions (available width, all lanes in one direction < 16')	MINIMUM NOTIFICATION
Lane and shoulder closures	7 calendar days
Full roadway closures	7 calendar days
Ramp closures	7 calendar days
Detours	7 calendar days
Closure type without height, weight, or width restrictions (available width, all lanes in one direction ≥16')	MINIMUM NOTIFICATION
Lane and shoulder closures	3 business days
Ramp closures	3 business days
Modifying all closure types	3 business days

Discuss LCS completion dates and provide changes in the schedule to the engineer at weekly project meetings in order to manage closures nearing their completion date.

Temporary Regulatory Speed Limit Reduction

During engineer-approved regulatory speed limit reductions, install temporary speed limit signs on the inside and outside shoulders of divided roadways to enhance visibility. On two-lane two-way roadways, install temporary speed limit signs on shoulders. When construction activities impede the location of a post-mounted regulatory speed limit sign, relocate the sign for maximum visibility to motorists. If work last less than 7 days, mount the regulatory speed limit sign on a portable sign support.

Post temporary regulatory speed limit signs in work zone only during continuous worker activity. During periods of no work activity or when the traffic controls are removed from the roadway, cover or remove the temporary speed limit signs.

Coordinate with Regional Traffic Section to identify the construction stages that have approved temporary regulatory speed zones documented in a Temporary Speed Zone Declaration. Primary contact phone number: Rebecca Klein: (262) 822-5947.

Contact the Region Traffic Section at least 14-calendar days before installing the temporary speed zone. After installation of the temporary speed zone is complete, notify the Regional Traffic Section with field locations of temporary speed zones.

5. Holiday Work Restrictions

Do not perform work on, nor haul materials of any kind along or across any portion of the highway carrying USH 12 traffic, and entirely clear the traveled way and shoulders of such portions of the highway of equipment, barricades, signs, lights, and any other material that might impede the free flow of traffic during the following holiday periods:

- From noon Friday, January 15, 2021 to 6:00 AM Tuesday, January 19, 2021 for Martin Luther King Jr. Day;
- From noon Friday, May 28, 2021 to 6:00 AM Tuesday, June 1, 2021 for Memorial Day;
- From noon Friday, July 2, 2021 to 6:00 AM Monday, July 5, 2021 for Independence Day;
- From noon Friday, September 3, 2021 to 6:00 AM Tuesday, September 7, 2021 for Labor Day.

stp-107-005 (20181119)

6. Utilities.

This contract comes under the provision of Administrative Rule Trans 220.

Additional information regarding recently relocated utility facilities may be available on permits issued to the utility companies. These permits can be viewed at the Region Office during normal working hours. Contact WisDOT SE Freeways Utility Coordinator Dylan Gates at (414) 550-2689 for further information.

Underground and overhead utility facilities are located within the project limits. Utility adjustments are required for this construction project as noted below. Coordinate construction activities with a call to Diggers Hotline or a direct call to the utilities that have facilities in the area as required per state statute. Use caution to ensure the integrity of underground facilities and maintain code clearances from overhead facilities at all times.

Contact utility companies listed in the plans prior to preparing bids to obtain current information on existing utility locations and the status of any new utility relocation work.

There may be discontinued utility facilities within the project limits. If a conflict with a discontinued utility facility is encountered, contact the appropriate utility owner/representative to coordinate construction activities and proper removal and disposal of said facility as necessary.

Utility working days shown herein are as defined in Wisconsin Administrative Code Chapter Trans 220.

Known utilities in the project area are as follows:

USH 12 at CTH B (B-64-19)

Alliant Energy – Electric has existing overhead and underground electric facilities within the project limits in the following locations:

- An existing overhead electric line on ATC poles beginning beyond beginning beyond the westerly project limits and running easterly along a line 23' north of and parallel to the existing southerly CTH B right-of-way, crossing USH 12 at Station 164+71, and continuing beyond the easterly project limits. This line will remain in place without adjustment.
- An existing underground electric line beginning at a pole at Station 51CB+30, 27' RT and running northeasterly, crossing CTH B at Station 51CB+35, and continuing to beyond the northerly project limits. This line will remain in place without adjustment.
- An existing overhead electric line beginning at a pole at Station 53CB+24, 29' RT and running northeasterly, crossing CTH B at Station 53CB+35, to a pole at Station 53CB+55, 46' LT. This line will remain in place without adjustment.

Alliant Energy - Electric contact is Curt Eilertson, (262) 741-0938 office.

American Transmission Company (ATC) has existing overhead electric transmission facilities beginning beyond the westerly project limits and running easterly along a line 23' north of and parallel to the existing southerly CTH B right-of-way, crossing USH 12 at Station 164+71, and continuing beyond the easterly project limits. This line will remain in place without adjustment.

Use caution when operating overhead equipment in this area and maintain OSHA safe working clearance to the overhead conductors at all times.

ATC contact is Chris Dailey, (262) 506-6884 office.

AT&T Wisconsin has existing overhead and underground communications facilities within the project limits in the following locations:

- An existing underground communications line beginning beyond the westerly project limits and running easterly along a line 6' to 11' south of and parallel to the northerly CTH B right-of-way to Station 47CG+59, 54' LT and turning northeasterly to a pole at Station 47CB+86, 59' LT. This line will remain in place without adjustment.
- An existing overhead communications line beginning at a pole at Station 47CB+86, 59' LT and running easterly, crossing USH 12 at Station 165+56, and continuing along the north side of CTH B to beyond the easterly project limits. This line will remain in place without adjustment.
- An existing underground communications line beginning at a pole at Station 51CB+47, 59' LT and running southerly, crossing CTH B at Station 51CB+47, and continuing to Station 51CB+47, 21' RT where it turns and runs easterly along the south side of CTH B to beyond the easterly project limits. This line will remain in place without adjustment. Adjust guardrail post spacing if needed to avoid existing utility line.

AT&T Wisconsin contact is Michael VanBoven, (262) 636-0514 office, (262) 676-3958 mobile.

Charter Communications has existing overhead and underground communications facilities within the project limits in the following locations:

- An existing underground communications line beginning beyond the westerly project limits and running easterly along a line 28' to 32' north of and parallel to the southerly CTH B right-of-way to a pole at Station 48CB+35, 28' RT. This line will remain in place without adjustment.
- An existing underground communications line beginning beyond the westerly project limits and running easterly along a line 17' to 25' north of and parallel to the southerly CTH B right-of-way to a pole at Station 48CB+35, 28' RT. This line will remain in place without adjustment.

- An existing overhead communications line beginning at a pole at Station 48CB+35, 28' RT and running easterly, crossing USH 12 at Station 164+70, and continuing to a pole at Station 51CB+47, 21' RT. This line will remain in place without adjustment.
- An existing underground communications line beginning at a pole at Station 51CB+30, 27' RT running easterly along the south side of CTH B to beyond the easterly project limits. This line will remain in place without adjustment.
- An existing underground communications line beginning at a pole at Station 51CB+30, 27' RT running easterly along the south side of CTH B to beyond the easterly project limits. This line will remain in place without adjustment.

Charter Communications contact is Tom Phillips, (608) 209-4821 office.

We Energies – Gas has existing underground gas facilities within the project limits in the following locations:

- An existing underground gas line beginning beyond the westerly project limits and running easterly along a line 5' to 11' south of and parallel to the northerly CTH B right-of-way to Station 47CB+66, 56' LT and turning northerly to Station 47CB+66, 96' LT. From there it turns and runs easterly, crossing USH 12 at Station 165+86, and continuing to Station 51CB+51, 83' LT, where it turns and runs southerly to Station 51CB+51, 39' LT. From there it turns and runs easterly to beyond the easterly project limits. This line will remain in place without adjustment.
- An existing underground gas line beginning at a tee at Station 46CB+46, 55'LT and running southerly, crossing CTH B at Station 46CB+46, and continuing to beyond the southerly project limits. This line will remain in place without adjustment.

We Energies - Gas contact is Dan Bandor, (262) 884-6718 office, (414) 254-1865 mobile.

USH 12 at Nippersink Creek (B-64-20)

We Energies – Gas has existing underground gas facilities within the project limits in the following locations:

- An existing underground gas line beginning beyond the southerly project limits and running northerly to Station 210+15, 175' RT and turning westerly to Station 210+16, 165' RT where it turns and runs northerly to beyond the project limits. This line will remain in place without adjustment.
- An existing underground gas line beginning beyond the southerly project limits and running northwesterly to Station 209+87, 183' RT and turning northerly to beyond the project limits. This line will remain in place without adjustment.

We Energies - Gas contact is Dan Bandor, (262) 884-6718 office, (414) 254-1865 mobile.

USH 12 at CTH U (B-64-22)

Alliant Energy – Electric has existing overhead electric facilities within the project limits in the following locations:

- An existing overhead electric line beginning beyond the southerly project limits and running northerly along a line 2' west of and parallel to the existing easterly CTH U right-of-way, crossing USH 12 at Station 249+10, and continuing beyond the northerly project limits. This line will remain in place without adjustment.

Alliant Energy - Electric contact is Curt Eilertson, (262) 741-0938 office.

AT&T Wisconsin has existing underground communications facilities within the project limits in the following locations:

- An existing underground communications line beginning beyond the southerly project limits and running northerly along a line 6' to 10' west of and parallel to the existing easterly CTH U right-of-way to a pedestal at Station 47CU+44, 67' RT and turning northwesterly to Station 48CU+17, 16' RT. From there it turns northerly, crossing USH 12 at Station 249+89, to Station 50+79, 15' RT and turning easterly to a pedestal at Station 50+85, 79' RT where it turns and continues northerly along a line 2' west and parallel to the easterly CTH U right-of-way to beyond the northerly project limits. This line will remain in place without adjustment.
- An existing underground communications line beginning beyond the southerly project limits and running northerly along a line 2' to 8' east of and parallel to the existing easterly CTH U right-of-way, crossing USH 12 at Station 249+01, and continuing to beyond the northerly project limits. This line will remain in place without adjustment.

AT&T Wisconsin contact is Michael VanBoven, (262) 636-0514 office, (262) 676-3958 mobile.

USH 12 at Pell Lake Drive (B-64-23 and B-64-24)

Alliant Energy – Electric has existing overhead electric facilities within the project limits in the following locations:

- An existing overhead electric line beginning beyond beginning beyond the easterly project limits and running westerly along a line 12' south of and parallel to the existing northerly Pell Lake Drive right-of-way where it turns and runs northwesterly along the easterly USH 12 right-of-way and continuing to beyond the northerly project limits. This line will remain in place without adjustment.

Alliant Energy - Electric contact is Curt Eilertson, (262) 741-0938 office.

AT&T Wisconsin has existing discontinued underground communications facilities within the project limits in the following locations:

- An existing discontinued underground communications line beginning beyond beginning beyond the westerly project limits and running northeasterly to Station 15PL+52 where it turns and runs easterly along the south shoulder of Pell Lake Drive, crossing USH 12 at Station 294+65, and continuing easterly to Station 20PL+08, 20' RT where it turns and runs southeasterly to beyond the easterly project limits. This line will remain in place without adjustment.

AT&T Wisconsin contact is Michael VanBoven, (262) 636-0514 office, (262) 676-3958 mobile.

USH 12 at Clover Road (B-64-25)

Alliant Energy – Electric has existing overhead electric facilities within the project limits in the following locations:

- An existing overhead electric line beginning beyond the southerly project limits and running northerly along a line east of the existing westerly Clover Road right-of-way to a pole at Station 46CL+71, 56' LT and continuing northwesterly beyond the westerly project limits. This line will remain in place without adjustment.
- An existing overhead electric line beginning beyond the westerly project limits and running southeasterly along a line 8' north and parallel to the northerly USH 12 right-of-way to a pole at Station 53CL+46, 285' LT, where it turns northeasterly to a pole at Station 54CL+65, 48' LT. From there it turns and runs northerly to beyond the northerly project limits. This line will remain without adjustment.

Alliant Energy - Electric contact is Curt Eilertson, (262) 741-0938 office.

USH 12 at Bloomfield Road (B-64-26)

Alliant Energy – Electric has existing overhead electric facilities within the project limits in the following locations:

- An existing overhead electric line beginning beyond the westerly project limits and running easterly along a line 65' south of and parallel to the northerly Bloomfield Road right-of-way to a pole at 46BL+80, 29' LT. From there it turns and runs southeasterly, crossing Bloomfield Road at Station 47BL+43, to a pole at Station 48BL+02, 28' RT, where it turns and runs easterly, crossing USH 12 at Station 452+20, and continuing to beyond the easterly project limits. This line will remain without adjustment.

Alliant Energy - Electric contact is Curt Eilertson, (262) 741-0938 office.

AT&T Wisconsin has existing underground communications facilities within the project limits in the following locations:

- An existing underground communications line beginning beyond the westerly project limits and running easterly along a line 6' south of and parallel to the existing northerly Bloomfield Road right-of-way and continuing to a pedestal at Station 46PL+32, 87' LT. This line will remain in place without adjustment.
- An existing underground communications line beginning at a pedestal at Station 50BL+62, 80' LT and running easterly along a line 1' south of and parallel to the northerly Bloomfield Road right-of-way to beyond the easterly project limits. This line will remain in place without adjustment.

AT&T Wisconsin contact is Michael VanBoven, (262) 636-0514 office, (262) 676-3958 mobile.

USH 12 at Townline Road (B-64-27)

Alliant Energy – Electric has existing overhead electric facilities within the project limits in the following locations:

- An existing overhead electric line beginning beyond the westerly project limits running easterly along a line 10' north of and parallel to the southerly Townline Road right-of-way to a pole at Station 45TL+99, 72' RT and turning northeasterly to a pole at Station 48TL+18, 73' RT, crossing USH 12 at Station 494+80, and continuing northeasterly to a pole at Station 51+59, 83' RT and continuing to beyond the easterly project limits. This line will remain in place without adjustment.

Alliant Energy - Electric contact is Curt Eilertson, (262) 741-0938 office.

AT&T Wisconsin has existing overhead and underground communications facilities within the project limits in the following locations:

- An existing underground communication line beginning at a tee at Station 46TL+19, 20'LT and running southerly, crossing Townline Road at Station 46TL+13, and continuing to beyond the southerly project limits. This line will remain in place without adjustment.
- An existing underground communications line beginning beyond the westerly limits and continuing easterly along a line 55' south of and parallel to the northerly Townline Road right-of-way to Station 47TL+66, 66' LT and turning southerly, crossing Townline Road at Station 47TL+67, and continuing southeasterly to a pole at Station 48TL+14, 75' RT. This line will remain in place without adjustment. Adjust guardrail post spacing if needed to avoid existing utility line.
- An existing overhead communications line beginning at a pole at Station 48TL+14, 75' RT and running northeasterly, crossing USH 12 at Station 494+74, and continuing to a pole at Station 51TL+78, 90' RT. This line will remain in place without adjustment.
- An existing underground communications line beginning at a pole at Station 51TL+78, 90' RT and running northerly to Station 51TL+ 81, 48' RT where it turns and runs northeasterly along a line 46' north of and parallel to the southerly Townline Road right-of-way to beyond the easterly project limits. This line will remain in place without adjustment.

AT&T Wisconsin contact is Michael VanBoven, (262) 636-0514 office, (262) 676-3958 mobile.

USH 12 at STH 50 (B-64-187 and B-64-188)

No Facilities - There are no known utility facilities within the construction limits.

Other known utilities in the project area are as follows:

Lake Geneva Utility Commission – Sewer has facilities within the project area. No conflicts with the proposed work are anticipated.

Lake Geneva Utility Commission – Water has facilities within the project area. No conflicts with the proposed work are anticipated.

stp-107-065 (20080501)

7. Information to Bidders, WPDES General Construction Storm Water Discharge Permit.

The department has obtained coverage through the Wisconsin Department of Natural Resources to discharge storm water associated with land disturbing construction activities of this contract under the Wisconsin Pollutant Discharge Elimination System General Construction Storm Water Discharge Permit (WPDES Permit No. WI-S066796-1). A certificate of permit coverage is available from the regional office by contacting Justin Suydam at (262) 548-8745. Post the permit in a conspicuous place at the construction site.

stp-107-056 (20180628)

8. Environmental Protection, Aquatic Exotic Species Control.

Exotic invasive organisms such as VHS, zebra mussels, purple loosestrife, and Eurasian water milfoil are becoming more prolific in Wisconsin and pose adverse effects to waters of the state. Wisconsin State Statutes 30.07, "Transportation of Aquatic Plants and Animals; Placement of Objects in Navigable Waters", details the state law that requires the removal of aquatic plants and zebra mussels each time equipment is put into state waters.

At construction sites that involve navigable water or wetlands, use the follow cleaning procedures to minimize the chance of exotic invasive species infestation. Use these procedures for all equipment that comes in contact with waters of the state and/or infested water or potentially infested water in other states.

Ensure that all equipment that has been in contact with waters of the state, or with infested or potentially infested waters, has been decontaminated for aquatic plant materials and zebra mussels before being used in other waters of the state. Before using equipment on this project, thoroughly disinfect all equipment that has come into contact with potentially infested waters. Guidelines from the Wisconsin Department of Natural Resources for disinfection are available at:

<http://dnr.wi.gov/topic/invasives/disinfection.html>

Use the following inspection and removal procedures:

1. Before leaving the contaminated site, wash machinery and ensure that the machinery is free of all soil and other substances that could possibly contain exotic invasive species;
2. Drain all water from boats, trailers, bilges, live wells, coolers, bait buckets, engine compartments, and any other area where water may be trapped;
3. Inspect boat hulls, propellers, trailers and other surfaces. Scrape off any attached mussels, remove any aquatic plant materials (fragments, stems, leaves, seeds, or roots), and dispose of removed mussels and plant materials in a garbage can before leaving the area or invested waters; and
4. Disinfect your boat, equipment and gear by either:
 - 4.1. Washing with ~212 F water (steam clean), or
 - 4.2. Drying thoroughly for five days after cleaning with soap and water and/or high-pressure water, or
 - 4.3. Disinfecting with either 200 ppm (0.5 oz per gallon or 1 Tablespoon per gallon) Chlorine for 10-minute contact time or 1:100 solution (38 grams per gallon) of Virkon Aquatic for 20- to 30-minute contact time. Note: Virkon is not registered to kill zebra mussel veligers nor invertebrates like spiny water flea. Therefore, this disinfect should be used in conjunction with a hot water (>104° F) application.

Complete the inspection and removal procedure before equipment is brought to the project site and before the equipment leaves the project site.

stp-107-055 (20130615)

9. Erosion Control.

Supplement standard spec 107.20 with the following:

Erosion control best management practices (BMP's) shown on the plans are at suggested locations. The actual locations will be determined by the contractor's ECIP and by the engineer. Include dust control and each dewatering or by-pass (mechanical pumping) operation in the ECIP submittal. The ECIP will supplement information shown on the plans and not reproduce it. The ECIP will identify how to implement the project's erosion control plan. ECIP will demonstrate timely and diligently staged operations, continuing all construction operations methodically from the initial removals and topsoil stripping operations through the subsequent grading, paving, re-application of top soil, and restoration of permanent vegetation to minimize the period of exposure to possible erosion.

Provide the ECIP 14 days prior to the pre-construction meeting. Provide 1 copy of the ECIP to the department and 1 copy of the ECIP to the WDNR Liaison {Click and Choose a DNR Liaison from the Drop Down Box}. Do not implement the ECIP without department approval and perform all work according to the approved ECIP.

Maintain Erosion Control BMP's until permanent vegetation is established or until the engineer determines that the BMP is no longer required.

Stockpile excess materials or spoils on upland areas away from wetlands, floodplains, and waterways. Immediately install perimeter silt fence protection around stockpiles. If stockpiled materials will be left for more than 14 days, install temporary seed or other temporary erosion control measures the engineer orders.

Re-apply topsoil on graded areas, as designated by the engineer, immediately after the grading is completed within those areas. Seed, fertilize, and mulch/erosion mat top-soiled areas, as designated by the engineer, within 5 days after placement of topsoil. If graded areas are left not completed and exposed for more than 14 days, seed those areas with temporary seed and mulch.

Dewatering (Mechanical Pumping) for Bypass Water (sediment-free) Operations

If dewatering bypass operations are required from one pipe structure to another downstream pipe structure or from the upstream to downstream end of a culvert and the bypass flow is not transporting sediments (sand, silt, and clay particles) from a tributary work site area, bypass pumping operations will be allowed provided that the department has been made aware of and approves operation. When pumping bypass flows, the discharge location will need to be stable and not produce any erosion from the discharge velocity that would cause release of sediment downstream. Dewatering is considered incidental to the contract.

Dewatering (Mechanical Pumping) for Treatment Water (sediment-laden) Operations

If dewatering operations require pumping of water containing sediments (sand, silt, and clay particles), the discharge will not be allowed to leave the work site or discharge to a storm water conveyance system without sediment removal treatment. Do not allow any excavation for; structures, utilities, grading, maintaining drainage that requires dewatering (mechanical pumping) of water containing sediments (sand, silt, and clay particles) to leave the work site or discharge to a storm water conveyance system without sediment removal treatment.

Prior to each dewatering operation, submit to the department a separate ECIP amendment for sediment removal. Guidance on dewatering can be found on the Wisconsin DNR website located in the Storm Water Construction Technical Standards, Dewatering Code #1061,

http://dnr.wi.gov/topic/stormwater/standards/const_standards.html

Include reasoning, location, and schedule duration proposed for each operation. Per Code 1061, include all selection criteria: site assessment, dewatering practice selection, calculations, plans, specifications, operations, maintenance, and location of proposed treated water discharge. Provide a stabilized discharge area. If directing discharge towards or into an inlet structure, provide additional inlet protection for back-up protection. Dewatering is considered incidental to the contract.

Maintaining Drainage

Maintain drainage at and through worksite during construction conforming to standard spec 107.20, 204.3.2.1(3), 205.3.3 and 520.3.1(2). Use existing storm sewers, existing culvert pipes, existing drainage channels, temporary culvert pipes, or temporary drainage channels to maintain existing surface and pipe drainage. Pumps may be required to drain the surface, pipe, and structure discharges during construction. Costs for furnishing, operating, and maintaining the pumps is considered incidental to the contract.

SER-107-003 (20161220)

10. Erosion Control Structures.

Within three calendar days after completing the excavation for a substructure unit, place riprap or other permanent erosion control items required by the contract or deemed necessary by the engineer around the unit at a minimum to a height equivalent to the calculated water elevation resulting from a storm that occurs on the average of once every two years (Q2) as shown on the plan, or as the engineer directs.

In the event that construction activity does not disturb the existing ground below the Q2 elevation, the above timing requirements for permanent erosion control shall be waived.

stp-107-070 (20191121)

11. Other Contracts.

Coordinate your work according to standard spec 105.5.

Modifications to the traffic control plan may be required by the engineer to be safe and consistent with adjacent work by others.

It is expected that routine maintenance by the city and county personnel may be required at certain times concurrently with the work being done under this contract.

The following contracts are anticipated to be under construction within the time period of this contract, unless otherwise indicated:

- ID 1080-17-70, USH 12, Genoa City – Lake Geneva, CTH H Intersection. The department construction contact is Al Gilbertson, (262) 548-8817, Allen.Gilbertson@dot.wi.gov
- ID 1080-18-70, EB Lake Geneva - Genoa City; STH 50 To CTH H. The department construction contact is Al Gilbertson, (262) 548-8817, Allen.Gilbertson@dot.wi.gov
- ID 1080-19-70, WB Lake Geneva - Genoa City; STH 50 To II State Line. The department construction contact is Al Gilbertson, (262) 548-8817, Allen.Gilbertson@dot.wi.gov
- ID 1080-12-70/72/73, USH 12, STH 50 to STH 67 Rehabilitation. The department construction contact is Amy Taetsch, (414) 750-4708, amy.taetsch@dot.wi.gov

12. Notice to Contractor, Asbestos Containing Materials on Structure.

B-64-19

John Roelke, License Number: All-119523, inspected Structure: B-64-19 for asbestos on September 26, 2017. Regulated Asbestos Containing Material (RACM) was found on this structure in the following locations and quantities: The gaskets under the tubular railing attachment plates on the concrete parapets. The RACM material is estimated at 23.5 square feet and is classified as friable.

B-64-26

John Roelke, License Number: All-119523, inspected Structure: B-64-26 for asbestos on September 26, 2017. Regulated Asbestos Containing Material (RACM) was found on this structure in the following locations and quantities: The gaskets under the tubular railing attachment plates on the concrete parapets. The RACM material is estimated at 39.5 square feet and is classified as friable.

B-64-27

John Roelke, License Number: All-119523, inspected Structure: B-64-27 for asbestos on September 26, 2017. Regulated Asbestos Containing Material (RACM) was found on this structure in the following locations and quantities: The gaskets under the tubular railing attachment plates on the concrete parapets. The RACM material is estimated at 26.5 square feet and is classified as friable.

Copies of the inspection reports are available from: Justin Suydam, WisDOT SE Region Project Manager, (262) 548-8745. Locations of asbestos containing material are noted on the plan set. Do not disturb any asbestos containing material. Should asbestos containing material be disturbed, stop work immediately, notify the engineer, and the engineer will notify the department's Bureau of Technical Services at (608) 266-1476 for an emergency response as specified in standard spec 107.24. Keep material wet until it is abated.

stp-107-120 (20120615)

13. Notice to Contractor, Verification of Asbestos Inspection, No Asbestos Found.

B-64-20

John Roelke, License Number All-119523, inspected Structure B-64-20 for asbestos on September 26, 2017. No regulated Asbestos Containing Material (RACM) was found on this structure.

B-64-22

John Roelke, License Number All-119523, inspected Structure B-64-22 for asbestos on September 26, 2017. No regulated Asbestos Containing Material (RACM) was found on this structure.

Copies of the inspection reports are available from: Justin Suydam, WisDOT SE Region Project Manager, (262) 548-8745.

stp-107-127 (20120615)

**14. Abatement of Asbestos Containing Material B-64-23, Item 203.0210.S.0004;
Abatement of Asbestos Containing Material B-64-24, Item 203.0210.S.0005;
Abatement of Asbestos Containing Material B-64-25, Item 203.0210.S.0006.**

A Description

This special provision describes abating asbestos containing material on structures.

B (Vacant)

C Construction

B-64-23

John Roelke, License Number: All-119523, inspected Structure: B-64-23 for asbestos on September 26, 2017. Regulated Asbestos Containing Material (RACM) was found on this structure in the following locations and quantities: The gaskets under the tubular railing attachment plates on the concrete parapets. The RACM material is estimated at 20 square feet and is classified as friable.

B-64-24

John Roelke, License Number: All-119523, inspected Structure: B-64-24 for asbestos on September 26, 2017. Regulated Asbestos Containing Material (RACM) was found on this structure in the following locations and quantities: The gaskets under the tubular railing attachment plates on the concrete parapets. The RACM material is estimated at 20 square feet and is classified as friable.

B-64-25

John Roelke, License Number: All-119523, inspected Structure: B-64-25 for asbestos on September 26, 2017. Regulated Asbestos Containing Material (RACM) was found on this structure in the following locations and quantities: The gaskets under the tubular railing attachment plates on the concrete parapets. The RACM material is estimated at 30.8 square feet and is classified as friable.

The RACM on these three structures must be abated by a licensed abatement contractor. Copies of the inspection reports are available from Justin Suydam, WisDOT SE Region Project Manager, (262) 548-8745. According to NR447 and DHS159, ensure that DNR or DHS receives a completed Notification of Demolition and/or Renovation (DNR Form 4500-113 (R 4/11), or subsequent revision) via U.S. mail, hand-delivery, or using the online notification system at least 10 working days before beginning any construction or demolition. Pay all associated fees. Provide a copy of the completed 4500-113 form and the abatement report to Andrew Malsom, WisDOT SE Region Hazmat Program Environmental Engineer, (262) 548-6705 and DOT BTS-ESS Attn: Hazardous Materials Specialist, PO Box 7965, Madison, WI 53707-7965. In addition, comply with all local or municipal asbestos requirements.

Use the following information to complete WisDNR form 4500-113:

B-64-23

- Site Name: Structure B-64-23, USH 12 EB over Pell Lake Dr.
- Site Address: 4.9 miles east Junction STH 50
- Ownership Information: WisDOT Transportation SE Region, 141 NW Barstow St., PO Box 798, Waukesha, WI 53187-0798
- Contact: Amy Taetsch
- Phone: (414) 750-4708
- Age: 55 years. This structure was constructed in 1965.
- Area: 5232 SF of deck

B-64-24

- Site Name: Structure B-64-24, USH 12 WB over Pell Lake Dr.
- Site Address: 3.9 miles west Junction CTH H
- Ownership Information: WisDOT Transportation SE Region, 141 NW Barstow St., PO Box 798, Waukesha, WI 53187-0798
- Contact: Amy Taetsch
- Phone: (414) 750-4708
- Age: 55 years. This structure was constructed in 1965.
- Area: 5232 SF of deck

B-64-25

- Site Name: Structure B-64-25, Clover Rd. over USH 12
- Site Address: 5.6 miles west Junction CTH H
- Ownership Information: WisDOT Transportation SE Region, 141 NW Barstow St., PO Box 798, Waukesha, WI 53187-0798
- Contact: Amy Taetsch
- Phone: (414) 750-4708
- Age: 55 years. This structure was constructed in 1965.
- Area: 7551 SF of deck

Insert the following paragraph in Section 6.g.:

- If asbestos not previously identified is found or previously non-friable asbestos becomes crumbled, pulverized, or reduced to a powder, stop work immediately, notify the engineer, and the engineer will notify the department's Bureau of Technical Services at (608) 266-1476 for an emergency response as specified in standard spec 107.24. Keep material wet until it is abated or until it is determined to be non-asbestos containing material.

D Measurement

The department will measure Abatement of Asbestos Containing Material (Structure), completed in according to the contract and accepted, as a single complete lump sum unit of work.

E Payment

The department will pay for measured quantities at the contract unit price under the following bid item:

ITEM NUMBER	DESCRIPTION	UNIT
203.0210.S.0004	Abatement of Asbestos Containing Material B-64-23	LS
203.0210.S.0005	Abatement of Asbestos Containing Material B-64-24	LS
203.0210.S.0006	Abatement of Asbestos Containing Material B-64-25	LS

Payment is full compensation for submitting necessary forms; removing all asbestos; and for properly disposing of all waste materials.

stp-203-005 (20120615)

15. Debris Containment B-64-20, Item 203.0225.S.0002

A Description

This special provision describes providing a containment system to prevent debris from structure removal, reconstruction, or other construction operations from falling onto facilities located under the structure. Using this containment system does not relieve the contractor of requirements under standard spec 107.17 and standard spec 107.19 or requirements under a US Army Corps of Engineers Section 404 Permit.

B (Vacant)

C Construction

Before starting work, submit a debris containment plan to the engineer for review. Incorporate engineer-requested modifications. Do not start work over the East Branch of the North Branch of Nippersink Creek until the engineer approves the debris containment plan.

Maintain adequate protection throughout construction for people and property within the potential fall zone. Install a containment system that maintains existing vertical clearance to the facilities below and is capable of protecting underlying facilities from falling construction debris before beginning deck repair, parapet removal, or other operations that may generate debris.

Upon completion of the work or when directed by the engineer, remove the debris containment system.

D Measurement

The department will measure Debris Containment B-64-20 as a single lump sum unit of work for each structure, acceptably completed.

E Payment

The department will pay for measured quantities at the contract unit price under the following bid item:

ITEM NUMBER	DESCRIPTION	UNIT
203.0225.S.0002	Debris Containment B-64-20	LS

Payment for Debris Containment is full compensation supplying a debris containment plan; and for furnishing, installing, maintaining, and removing a debris containment system.

16. Removing Flexible Tubular Markers, Item 204.9060.S.

A Description

This special provision describes removing Flexible Tubular Markers conforming to standard spec 204.

B (Vacant)

C (Vacant)

D Measurement

The department will measure Removing Flexible Tubular Markers by each marker removed, acceptably completed.

E Payment

Add the following to standard spec 204.5:

ITEM NUMBER	DESCRIPTION	UNIT
204.9060.S	Removing Flexible Tubular Markers	EACH

stp-204-025 (20150630)

17. Removing Rumble Strips, Item 204.9090.S.

A Description

This special provision describes removing Rumble Strips conforming to standard spec 204 and as shown in the plans.

B (Vacant)

C (Vacant)

D Measurement

The department will measure Removing Rumble Strips by the linear foot, acceptably completed.

E Payment

Add the following to standard spec 204.5:

ITEM NUMBER	DESCRIPTION	UNIT
204.9060.S	Removing Rumble Strips	LF
stp-204-025 (20150630)		

18. Temporary Emergency Pullouts, Item 205.3000.S.

A Description

This special provision describes grading, furnishing, and placing crushed aggregate base course and signs to construct temporary emergency pullouts. This item also includes the removal of the pullouts including furnishing and placing finishing items as the plans show.

B (Vacant)

C Construction

Dispose of all surplus and unsuitable material as specified in standard spec 205.3.12.

D Measurement

The department will measure Temporary Emergency Pullouts, acceptably completed by the unit.

E Payment

The department will pay for measured quantities at the contract unit price under the following bid item:

ITEM NUMBER	DESCRIPTION	UNIT
205.3000.S	Temporary Emergency Pullouts	EACH

Payment is full compensation for grading, shaping, and compacting; providing and placing crushed aggregate base course; providing and placing signs; removing as required; and for providing and placing topsoil, fertilizer, seed, and mulch.

stp-205-020 (20080902)

19. Concrete Pavement Joint Layout, Item 415.5110.S.

A Description

This special provision describes providing a concrete pavement or concrete base joint layout design for intersections and marking the location of joints in the field

B (Vacant)

C Construction

Plan and locate all points necessary to establish the horizontal position of the transverse and longitudinal joints in the concrete to prevent uncontrolled cracking. Submit a joint layout design to the engineer at least 7 calendar days before paving each intersection. Do not lay out joints until the engineer has reviewed the joint layout design. Mark the location of concrete joints in the field. Follow the plan details for joints in concrete, making adjustments as required to fit field conditions.

D Measurement

The department will measure Concrete Pavement Joint Layout as a single lump sum unit for all joint layout designs and marking, acceptably completed.

E Payment

The department will pay for measured quantities at the contract unit price under the following bid item:

ITEM NUMBER	DESCRIPTION	UNIT
415.5110.S	Concrete Pavement Joint Layout	LS

Payment is full compensation for providing the intersection joint layout designs and marking all joints in the field.

The department will adjust pay for crack repairs as specified in standard spec 415.5.3.

stp-415-020 (20170615)

20. Cold Patch, Item 495.1000.S.

A Description

This special provision describes furnishing cold patch and filling potholes and other voids in existing pavement surfaces as the engineer directs.

B Materials

Furnish a mixture of course aggregate, natural sand, and MC-250 bituminous material designed to have a workability range of 15-100° F without heating. Ensure that the mixture:

- Adheres to wet surfaces.
- Resists damage from water, salt, and deicing products.
- Requires no mixing or special handling before use.
- Supports traffic immediately after placement and compaction.

Conform to the following gradation:

SIEVE SIZE	PERCENT PASSING (by weight)
1/2-inch (12.5 mm)	100
3/8-inch (9.5 mm)	90 - 100
No. 4 (4.75 mm)	90 max
No. 8 (2.38 mm)	20 - 65
No. 200 (0.074 mm)	2 - 10
Bitumen	4.8 - 5.4

The department will accept cold patch based primarily on the engineer's visual inspection. The department may also test for gradation.

C Construction

Stockpile cold patch on site on a smooth, firm, well-drained area cleared of vegetation and foreign material. Cover the stockpile and ensure that it is easily accessible. Replenish the stockpile throughout the project duration but limit the size at any given time to 10 tons on site unless the engineer approves otherwise. Dispose of unused material at project completion unless the engineer directs otherwise.

Place cold patch by hand. Remove ponded water and loose debris before placement. Compact flush with a tamper, roller, or vehicle tire after placement.

Refill patched areas as necessary to maintain a flush pavement surface until project completion.

D Measurement

The department will measure Cold Patch by the ton, acceptably stockpiled on site.

E Payment

The department will pay for measured quantities at the contract unit price under the following bid item:

ITEM NUMBER	DESCRIPTION	UNIT
495.1000.S	Cold Patch	TON

Payment for Cold Patch is full compensation for providing and maintaining patches; for furnishing and replenishing stockpiled material on-site; and for disposing of excess material at project completion.

stp-495-010 (20160607)

21. Expansion Device, Item 502.3101.

A Description

This special provision describes furnishing and installing an expansion device as the plans show conforming to standard spec 502 as modified in this special provision.

B Materials

The minimum thickness of the polychloroprene strip seal shall be 1/4 inch for non-reinforced elastomeric glands and 1/8 inch for reinforced glands. Furnish the strip seal gland in lengths suitable for a continuous one-piece installation at each individual expansion joint location. Provide preformed polychloroprene strip seals that conform to the requirements ASTM D3542, and have the following physical properties:

Property Requirements	Value	Test Method
Tensile Strength, min.	2000 psi	ASTM D412
Elongation @ Break, min	250%	ASTM D412
Hardness, Type A, Durometer	55 ± 5 pts.	ASTM D2240
Compression Set, 70 hours @212°F, max.	35%	D395 Method B Modified
Ozone Resistance, after 70 hrs. at 100°F under 20% Strain with 100 pphm ozone	No Cracks	ASTM D1149 Method A
Mass Change in Oil 3 after 70 hr. 212°F Mass Change, max.	45%	ASTM D471

Install the elastomeric strip seal gland with tools recommended by the manufacturer, and with a lubricant adhesive conforming to the requirements of ASTM D4070.

The manufacturer and model number shall be one of the following approved strip seal expansion device products:

Manufacturer	Model Number Strip Seal Gland Size ^[1]		
	4-Inch	5-Inch	6-Inch
D.S. Brown	SSA2-A2R-400	SSA2-A2R-XTRA	SSA2-A2R-XTRA
R.J. Watson	RJA-RJ400	RJA-RJ500	RJA-RJ600
Watson Bowman Acme	A-SE400	A-SE500	A-SE800
Commercial Fabricators	A-AS400	----	----

^[1] Expansion device strip seal gland size requirement of 4", 5", and 6" shall be as the plans show.

Furnish manufacturer's certification for production of polychloroprene represented showing test results for the cured material supplied and certifying that it meets all specified requirements.

The steel extrusion or retainer shall conform to ASTM designation A 709 grade 36 steel. After fabrication, steel shall be galvanized conforming to the requirements ASTM A123.

Manufacturer's certifications for adhesive and steel shall attest that the materials meet the specification requirements.

stp-502-020 (20200629)

22. Protective Surface Treatment Reseal, Item 502.3215.S.

A Description

This special provision describes resealing existing structures with protective surface treatment.

B Materials

Furnish a clear commercial protective surface treatment selected from the department's approved products list.

C Construction

Apply protective surface treatment to the entire top surface and vertical face of the brush curbs.

Ensure that the concrete is surface-dry for a minimum of one day before application. Delay application if rain is expected or protect from rain for up to 12 hours after application.

Ensure that the concrete is clean. Air blast immediately before applying the protective surface treatment to remove all dust or loose particles. Also ensure that application equipment is clean and functioning properly.

Use the manufacturer's recommended methods. Apply at the rate the manufacturer recommends unless that rate causes ponding.

Do not open the bridge to service until trafficked areas are dry enough to sustain traffic without causing damage to the treatment or creating a safety hazard.

D Measurement

The department will measure Protective Surface Treatment Reseal by the square yard, acceptably completed.

E Payment

The department will pay for measured quantities at the contract unit price under the following bid item:

ITEM NUMBER	DESCRIPTION	UNIT
502.3215.S	Protective Surface Treatment Reseal	SY

Payment is full compensation for resealing, including surface preparation and cleaning.

stp-502-055 (20080902)

**23. Removing Bearings, B-64-19, Item 506.7050.S.0001;
Removing Bearings, B-64-23, Item 506.7050.S.0004;
Removing Bearings, B-64-24, Item 506.7050.S.0005;
Removing Bearings, B-64-25, Item 506.7050.S.0006;
Removing Bearings, B-64-26, Item 506.7050.S.0007;
Removing Bearings, B-64-27, Item 506.7050.S.0008**

A Description

This special provision describes raising the girders and removing the existing bearings, as the plans show.

B (Vacant)

C Construction

Raise the structure's girders and remove the existing bearings as the plans show

Obtain prior approval from the engineer for the method of jacking the girders and of supporting them as required.

D Measurement

The department will measure Removing Bearings B-64-19, B-64-23, B-64-25, B-64-26, B-64-27 by the unit for each bearing removed, acceptably completed.

E Payment

The department will pay for measured quantities at the contract unit price under the following bid item:

ITEM NUMBER	DESCRIPTION	UNIT
506.7050.S.0001	Removing Bearings, B-64-19	EACH
506.7050.S.0004	Removing Bearings, B-64-23	EACH
506.7050.S.0005	Removing Bearings, B-64-24	EACH
506.7050.S.0006	Removing Bearings, B-64-25	EACH
506.7050.S.0007	Removing Bearings, B-64-26	EACH
506.7050.S.0008	Removing Bearings, B-64-27	EACH

Payment is full compensation for raising the bridge girders; and for removing the old bearings.

Cost of furnishing and installing the bearings will be paid for under separate bid items.

stp-506-035 (20130615)

24. Bridge, Jacking, B-64-25, Item 506.7060.S.0006.

A Description

This special provision describes raising the bridge, supporting it while the substructure units are being raised, and lowering the bridge back on bearings or bearing pads.

B (Vacant)

C Construction

Support jacks on or adjacent to existing substructure units. So that the entire bridge is raised simultaneously, use a sufficient number of jacks. Use approximately the same rate of jacking at each substructure unit.

Submit to the engineer for approval plans showing the method of raising the bridge. Show type of jacks, size of jacks, shoring or falsework, and sequence of work in the plan.

D Measurement

The department will measure Bridge Jacking, B-64-25, as a single complete unit of work, consisting of raising one bridge.

E Payment

The department will pay for measured quantities at the contract unit price under the following bid item:

ITEM NUMBER	DESCRIPTION	UNIT
506.7060.S.0006	Bridge, Jacking, B-64-25	LS

Payment is full compensation for furnishing all equipment and shoring; raising the bridge; and lowering the bridge onto the bearings.

stp-506-040 (20030820)

25. Sawing Pavement Deck Preparation Areas, Item 509.0310.S.

A Description

This special provision describes sawing around deteriorated areas requiring deck repairs under the Preparation Decks bid items on decks receiving asphalt or polymer overlays and for deck repairs that will not receive an overlay.

B (Vacant)

C Construction

The department will sound and mark areas of deteriorated concrete that require deck preparation. The engineer may identify and mark additional areas as the work is being performed.

Wet cut a minimum of 1 inch deep and at least 2 inches outside of the marked areas. Bound each marked area by providing cuts aligned parallel and perpendicular to the deck centerline.

Remove sawing sludge after completing each area. Do not allow sludge or resulting residue to enter a live lane of traffic, storm sewer, stream, lake, reservoir, marsh, or wetland. Dispose of sludge at an acceptable material disposal site located off the project limits or, if the engineer allows, within the project limits.

D Measurement

The department will measure Sawing Pavement Deck Preparation Areas by the linear foot, acceptably completed, measured as the total linear feet of bounding cuts.

The department will not measure for payment over-cuts or cuts made beyond what is required to bound engineer-marked deterioration limits.

E Payment

The department will pay for measured quantities at the contract unit price under the following bid item:

ITEM NUMBER	DESCRIPTION	UNIT
509.0310.S	Sawing Pavement Deck Preparation Areas	LF

Payment is full compensation for making all saw cuts; and for debris disposal.

stp-509-070 (20180628)

26. Concrete Masonry Deck Repair, Item 509.2100.S.

A Description

This special provision describes providing concrete masonry on the sawed deck preparation areas of the concrete bridge deck and in full depth deck, curb, and joint repair areas. Conform to standard spec 502 and standard spec 509.

B Materials

B.1 Neat Cement

Furnish a neat cement bonding grout. Mix the neat cement in a water-cement ratio approximately equal to 5 gallons of water per 94 pounds of cement.

B.2 Concrete

Furnish grade C, C-FA, C-S, C-IS, C-IP, C-IT, or E concrete conforming to standard spec 501 for deck preparation, full-depth deck repair, curb repair and joint repair areas except as follows:

1. The contractor may increase slump of grade E concrete to 3 inches.
2. The contractor may use ready-mixed concrete.

Provide QMP for class II ancillary concrete as specified in standard spec 716.

C Construction

C.1 Neat Cement

Immediately before placing the concrete deck patching, coat the prepared surfaces with a neat cement mixture. Ensure the prepared concrete surfaces are moist without any standing water before coating with the neat cement mixture. Brush the neat cement mixture over the prepared concrete surfaces to ensure that all parts receive an even coating, and do not allow excess neat cement to collect in pockets. Apply the neat cement at a rate that ensures the cement does not dry out before being covered with the new concrete.

C.2 Placing Concrete

Place concrete conforming to standard spec 509. As determined by the engineer, consolidate smaller areas by internal vibration, strike them off, and finish the areas with hand floats to produce plane surfaces that conform to the grade and elevation of the adjoining surfaces. Give all deck patching areas a final hand float finish.

C.3 Curing Concrete

Cure the concrete masonry deck patching conforming to standard spec 502.2.6(1).

D Measurement

The department will measure the Concrete Masonry Deck Repair bid item by the cubic yard, acceptably completed.

The department will measure concrete used in deck preparation areas and in full depth deck, curb, and joint repair as part of the Concrete Masonry Deck Repair bid item.

The department will not measure wasted concrete.

E Payment

The department will pay for measured quantities at the contract unit price under the following bid item:

ITEM NUMBER	DESCRIPTION	UNIT
509.2100.S	Concrete Masonry Deck Repair	CY

Payment is full compensation for furnishing, hauling, preparing, placing, finishing, curing, and protecting all materials.

stp-509-060 (20191121)

27. Polymer Overlay, Item 509.5100.S.

A Description

This special provision describes providing two layers of a two-component polymer overlay system to the bridge decks the plans show.

B Materials

B.1 General

Furnish materials specifically designed for use over concrete bridge decks. Furnish polymer liquid binders from the department's approved product list.

B.2 Polymer Resin

Furnish a polymer resin base and hardener composed of two-component, 100 percent solids, 100 percent reactive, thermosetting compound with the following properties:

Property	Requirements	Test Method
Gel Time ^[1]	15 - 45 minutes @ 73° to 75° F	ASTM C881
Viscosity ^[1]	7 - 70 poises	ASTM D2393, Brookfield RVT, Spindle No. 3, 20 rpm
Shore D Hardness ^[2]	60-75	ASTM D2240
Absorption ^[2]	1% maximum at 24 hr	ASTM D570
Tensile Elongation ^[2]	30% - 70% @ 7 days	ASTM D638
Tensile Strength ^[2]	2000 to 5000 psi @ 7 days	ASTM D638
Chloride Permeability ^[2]	<100 coulombs @ 28 days	AASHTO T277

^[1] Uncured, mixed polymer binder

^[2] Cured, mixed polymer binder

Ensure that the polymer resin when mixed with aggregate has the following properties:

Property	Requirement ^[1]	Test Method
Minimum Compressive Strength	1,000 psi @ 8 hrs 5,000 psi @ 24 hrs	ASTM C579 Method B, Modified ^[2]
Thermal Compatibility	No Delaminations	ASTM C884
Minimum Pull-off Strength	250 psi @ 24 hrs	ASTM C1583

^[1] Based on samples cured or aged and tested at 75°F

^[2] Plastic inserts that will provide 2-inch by 2-inch cubes shall be placed in the oversized brass molds.

B.3 Aggregates

Furnish natural or synthetic aggregate that is non-polishing; clean; free of surface moisture; fractured or angular in shape; free from silt, clay, asphalt, or other organic materials; and conform to the following:

Aggregate Properties

Property	Requirement	Test Method
Moisture Content ^[1]	1/2 of the measured aggregate absorption, %	ASTM C566
Hardness	≥6.5	Mohs Scale
Fractured Faces	100% with at least 1 fractured face & 80% with at least 2 fractured faces of material retained on No.16	ASTM D5821
Absorption	≤1%	ASTM C128

^[1] Sampled and tested by the department before placement.

Gradation

Sieve Size	% Passing by Weight
No. 4	100
No. 8	30 – 75
No. 16	0 – 5
No. 30	0 – 1

B.4 Approval of Bridge Deck Polymer Overlay System

A minimum of 20 working days before application, submit product data sheets and specifications from the manufacturer, and a certified report of test or analysis from an independent laboratory to the engineer for approval. The department will sample and test the aggregates for gradation and moisture content before placement. If requested, supply the department with samples of the polymer for the purpose of acceptance testing.

B.4.1 Product Data Sheets and Specifications

Product data sheets and specifications from the manufacture consists of literature from the manufacturer showing general instructions, application recommendations/methods, product properties, general instructions, or any other applicable information.

B.4.2 Certified Report of Test or Analysis

Conform to the following:

Polymer Binder: Submit a certified report of test or analysis from an independent laboratory dated less than 3 years before the date of the project letting showing the polymer binder meets the requirements of section B.2.

Aggregates: Submit a certified report of test or analysis from an independent laboratory dated less than 6 months before the date of the project letting showing the aggregates meet the requirements of section B.3.

C Construction

C.1 General

Ensure that the overlay system is 1/4 inch thick or thicker.

Conform to the following:

Field Review: Conduct a field review of the existing deck to identify any possible surface preparation and material compatibility issues.

Pre-Installation Meeting: Conduct a pre-installation meeting with the manufacturer's representative and the engineer before construction. Discuss the field review findings, verification testing of the surface preparation and establish procedures for maintaining optimum working conditions and coordination of work. Furnish the engineer a copy of the recommended procedures and apply the overlay system according to the manufacturer's instructions. Supply for the engineer's use for the duration of the project, a Concrete Surface Profile (CSP) chip set of 10 from the International Concrete Repair Institute (ICRI).

Manufacturer's Representative: An experienced manufacturer's representative familiar with the overlay system installation procedures shall be present at all times during surface preparation and overlay placement to provide quality assurance that the work is being performed properly. This requirement may be reduced at the engineer's discretion.

Material Storage: Store and handle materials according to the manufacturer's recommendations. Store resin materials in their original containers in a dry area. Store all aggregates in a dry environment and protect aggregates from contaminants on the job site.

C.2 Deck Preparation

C.2.1 Deck Repair

Remove all asphaltic patches and unsound or disintegrated areas of the concrete decks as the plans show, or as the engineer directs. Work performed to remove and repair the concrete deck will be paid for under other items.

Use deck patching products that are compatible with the overlay system. Patching materials with magnesium phosphate shall not be used. Place patches after surface is prepared via shot blasting and cleaning as described in Section C.2.2 of this specification. Portland cement concrete patches shall be used for joint repairs and full depth deck repairs with a plan area larger than 4 sf, unless approved otherwise by the Structures Design Section. If rapid-set concrete is used, place patches per the manufacturer's recommendation. If Portland cement concrete is used, place patches per standard spec 509.3.9.1.

Deck patching shall be filled and properly finished prior to overlay placement. Do not place overlay less than 1 hour, or per the manufacturer's recommendation, after placing rapid-set concrete patches in the repair areas. Do not place overlay less than 28 days after placing Portland cement concrete patches in the repair areas.

C.2.2 Surface Preparation

Determine an acceptable shotblasting machine operation (size of shot, flow of shot, forward speed, and/or number of passes) that provides a surface profile meeting CSP 5 (medium-heavy shotblast) according to the ICRI Technical Guideline No. 310.2. If the engineer requires additional verification of the surface preparation, test the tensile bond strength according to ASTM C1593. The surface preparation will be considered acceptable if the tensile bond strength is greater than or equal to 250 psi or the failure area at a depth of 1/4 inches or more is greater than 50 percent of the test area. Continue adjustment of the shotblasting machine and necessary testing until the surface is acceptable to the engineer or a passing test result is obtained.

Prepare the entire deck using the final accepted adjustments to the shotblasting machine as determined above. Thoroughly blast clean with hand-held equipment any areas inaccessible by the shotblasting equipment. Do not perform surface preparation more than 24 hours before the application of the overlay system.

Protect drains, expansion joints, access hatches, or other appurtenances on the deck from damage by the shot and sand blasting operations and from materials adhering and entering. Tape or form all construction joints to provide a clean straight edge.

Before shot blasting, remove pavement markings within the treatment area using an approved mechanical or blasting method.

Prepare the vertical concrete surfaces adjacent to the deck a minimum of 2" above the overlay according to SSPC-SP 13 (free of contaminants, dust, and loose concrete) by sand blasting, using wire wheels, or other approved method.

Just before overlay placement, clean all dust, debris, and concrete fines from the prepared surfaces including the vertical surfaces with compressed air. When using compressed air, the air stream must be free of oil. Any grease, oil, or other foreign matter that rests on or has absorbed into the concrete shall be removed completely. If prepared surfaces (including the first layer of the polymer overlay) are exposed to rain or dew, lightly sandblast (brush/breeze blast) the exposed surfaces.

The engineer may consider alternate surface preparation methods per the overlay system manufacturer's recommendations. The engineer will approve the final surface profile and deck cleanliness before the contractor placing the polymer overlay.

C.2.3 Transitional Area

If the plans show, create a transitional area approaching transverse expansion joints and ends of the deck using an approved mechanical or blasting method. Remove 1/4 inch to 5/16 inch of concrete adjacent to the joint or end of deck and taper a distance of 3 feet.

If the plans show, create a transitional area on the approach pavement. Prep and place the first lift 3 feet beyond the end of the deck the same width as the deck. Prep and place the second lift 6 feet beyond the end of the deck the same width as the deck.

C.3 Overlay Application

Perform the handling and mixing of the polymer resin and hardening agent in a safe manner to achieve the desired results according to the manufacturer's instructions. Do not apply the overlay system if any of the following exists:

1. Ambient air temperature is below 50 F or above 100 F.
2. Deck temperature is below 50 F.
3. Moisture content in the deck exceeds 4.5 percent when measured by an electronic moisture meter or shows visible moisture after 2 hours when measured in accordance with ASTM D4263.
4. Rain is forecasted during the minimum curing periods listed under C.5.
5. Materials component temperatures below 65 F or above 99 F.
6. Concrete deck age is less than 28 days.
7. The deck temperature exceeds 100 F.
8. If the gel time is 10 minutes or less at the predicted high air temperature for the day.

After the deck has been shotblasted or during the overlay curing period, only necessary surface preparation and overlay application equipment will be allowed on the deck. Provide appropriate protective measures to prevent contamination from equipment allowed on the deck during preparation and application operations. Begin overlay placement as soon as possible after surface preparation operations.

The polymer overlay shall consist of a two-course application of polymer and aggregate. Each of the two courses shall consist of a layer of polymer covered with a layer of aggregate in sufficient quantity to completely cover the polymer. Apply the polymer and aggregate according to the manufacturer's requirements. Apply the overlay using equipment designed for this purpose. The application machine shall feature positive displacement volumetric metering and be capable of storing and mixing the polymer resins at the proper mix ratio. Disperse the aggregate using a method that provides a uniform, consistent coverage of aggregate and minimizes aggregate rolling or bouncing into final position. First course applications that do not receive enough aggregate before the polymer gels shall be removed and replaced. A second course applied with insufficient aggregate may be left in place, but will require additional applications before opening to traffic.

After completion of each course, cure the overlay according to the manufacturer's instructions. Follow the minimum cure times listed under C.5 or as prescribed by the manufacturer. Remove the excess aggregate from the surface treatment by sweeping, blowing, or vacuuming without tearing or damaging the surface; the material may be re-used if approved by the engineer and manufacturer. Apply all courses of the overlay system before opening the area to traffic. Do not allow equipment or traffic on the treated area until directed by the engineer.

After the first layer of coating has cured to the point where the aggregate cannot be pulled out, apply the second layer. Before applying the second layer, broom and blow off the first layer with compressed air to remove all loose excess aggregate.

Before opening to traffic, clean expansion joints and joint seals of all debris and polymer. A minimum of 3 days following opening to traffic, remove loosened aggregates from the deck, expansion joints, and approach pavement.

C.4 Application Rates

Apply the polymer overlay in two separate courses in accordance with the manufacturer's instructions, but not less than the following rate of application.

Course	Minimum Polymer Rate ^[1] (GAL/100 SF)	Aggregate ^[2] (LBS/SY)
1	2.5	10+
2	5.0	14+

^[1] The minimum total applications rate is 7.5 GAL/100 SF.

^[2] Application of aggregate shall be of sufficient quantity to completely cover the polymer.

C.5 Minimum Curing Periods

As a minimum, cure the coating as follows:

Course	Average temperature of deck, polymer and aggregate components in degrees F							
	50-54	55-59	60-64	65-69	70-74	75-79	80-84	85-99
1	6 hrs.	5 hrs.	4 hrs.	3 hrs.	2.5 hrs	2 hrs	1.5 hrs.	1 hr.
2	8 hrs.	6.5 hrs.	6.5 hrs.	5 hrs.	4 hrs.	3 hrs.	3 hrs.	3 hrs.

If faster cure times are desired and achievable, submit to the engineer a certified test report from an independent laboratory showing the material is able to reach a compressive strength of 1000 psi as tested per ASTM C 579 Method B within the temperature ranges and cure times for which the product is proposed to be placed. Establish ambient air, material, and substrate temperatures from the manufacturer for field applications. Field applications will not be allowed below the documented temperatures.

C.6 Repair of Polymer Overlay

Repair all areas of unbonded, uncured, or damaged polymer overlay for no additional compensation. Submit repair procedures from the manufacturer to the engineer for approval. Absent a manufacturer's repair procedures and with the approval of the engineer, complete repairs according to the following: Saw cut the limits of the area to the top of the concrete; remove the overlay by scarifying, grinding, or other approved methods; shot blast or sand blast and air blast the concrete before placement of polymer overlay; and place the polymer overlay according to section C.3.

D Measurement

The department will measure Polymer Overlay by the square yard, acceptably completed.

E Payment

The department will pay for measured quantities at the contract unit price under the following bid item:

ITEM NUMBER	DESCRIPTION	UNIT
509.5100.S	Polymer Overlay	SY

Payment is full compensation for preparing the surface; for tensile bond testing; for creating the transitional area; for providing the overlay; for cleanup; and for sweeping/vacuuming and disposing of excess materials.

The department will pay separately for deck repairs.

stp-509-030 (20200629)

**28. Removing Asphaltic Concrete Deck Overlay B-64-19, Item 509.9010.S.0001;
Removing Asphaltic Concrete Deck Overlay B-64-26, Item 509.9010.S.0007;
Removing Asphaltic Concrete Deck Overlay B-64-27, Item 509.9010.S.0008.**

A Description

This special provision describes removing asphalt bridge deck overlays with or without an underlayment of waterproof membrane by milling the entire bridge deck as the plans show.

Conform to standard spec 204 as modified in this special provision.

B (Vacant)

C Construction

C.1 Milling

Use a self-propelled milling machine that is specially designed and constructed for milling bridge decks. It shall mill without tearing or gouging the concrete masonry underlying the deck overlay. The machine shall consist of a cutting drum with carbide or diamond tip teeth. Space the teeth on the drum to mill a surface finish that is acceptable to the engineer.

Shroud the machine to prevent discharge of any loosened material into adjacent work areas or live traffic lanes. Equip the machine with electronic devices that provide accurate depth, grade and slope control, and an acceptable dust control system.

Perform milling in a manner that precludes damage to the bridge floor and results in a uniform textured finish that:

- Is free of sharp protrusions;
- Has uniform transverse grooves that measure up to 1/4 inch vertically and transversely; and
- If applicable, is acceptable to the manufacturer of the sheet waterproof membrane.

Windrowing or storing of the removed milled asphaltic concrete on the bridge is only permitted in connection with the continuous removal and pick-up operation. During nonworking hours, clear the bridge of all materials and equipment.

D Measurement

The department will measure Removing Asphaltic Concrete Deck Overlay in area by the square yard, acceptably completed.

E Payment

The department will pay for measured quantities at the contract unit price under the following bid item:

ITEM NUMBER	DESCRIPTION	UNIT
509.9010.S.0001	Removing Asphaltic Concrete Deck Overlay B-64-19	SY
509.9010.S.0007	Removing Asphaltic Concrete Deck Overlay B-64-26	SY
509.9010.S.0008	Removing Asphaltic Concrete Deck Overlay B-64-27	SY

Payment is full compensation for removing the asphaltic concrete with or without an underlayment of waterproof membrane; and for properly disposing of all materials.

stp-509-010 (20171130)

**29. Preparation and Coating of Top Flanges B-64-23, Item 517.0900.S.0004;
Preparation and Coating of Top Flanges B-64-24, Item 517.0900.S.0005;
Preparation and Coating of Top Flanges B-64-25, Item 517.0900.S.0006.**

A Description

This special provision describes thoroughly cleaning and coating the top surface and edges of the top flanges, removing loose paint, rust, mill scale, dirt, oil, grease, or other foreign substances until the specified finish is obtained.

B (Vacant)

C Construction

For top flanges and edges that have no paint on them and according to the department's Pre-Qualified Paint Systems for Structure Overcoating Cleaning and Priming, clean the top surface and edges of the top flanges and paint them with one coat of an approved zinc rich primer. Paint for Solvent Cleaning for Overcoat-minimum Cleaning (SP-1) is not allowed.

For top flanges and edges that have paint on them and according to the department's Pre-Qualified Paint Systems for Structure Overcoating Cleaning and Priming, clean all areas of rust and loose paint on the top surface and edges of the top flanges. Wash the top surface and edges of the top flanges and paint them with one coat of an approved zinc-rich primer according to paint manufacture's recommendations. If flash rusting occurs before the application of the primer, stop painting application, remove the flash rusting and paint cleaned surface. Paint for Solvent Cleaning for Overcoat-minimum Cleaning (SP-1) is not allowed.

Where plans call for the cleaning of other painted structural steel including hanger assemblies, bearings, field splices, and connections, clean areas of loose paint and rust according to the department's Pre-Qualified Paint Systems for Structure Overcoating Cleaning and Priming, or and according to paint manufacture's cleaning recommendations. Sound paint need not be removed with the exception of an area 12 inch on either side of hanger assembly centerlines. Clean this area to base metal according to the paint manufacture's cleaning recommendations and paint them one coat of an approved zinc-rich primer according to paint manufacture's recommendations. Paint for Solvent Cleaning for Overcoat-minimum Cleaning (SP-1) is not allowed.

For areas of exposed steel members that are to be imbedded in new concrete and according to the department's Pre-Qualified Paint Systems for Structure Overcoating Cleaning and Priming, thoroughly clean the surface area of exposed steel members that are to be imbedded in the new concrete and solvent wash and paint one coat of an approved zinc rich primer according to paint manufacture's recommendations to these areas. Paint for Solvent Cleaning for Overcoat-minimum Cleaning (SP-1) is not allowed.

According to the approved project specific hazardous material containment plan, furnish and erect tarpaulins or other materials to collect all of the spent paint containing material resulting from blasting or hand and power tool cleaning and coating. Minimize dust during all clean-up activities. Collect and store waste material at the end of each work day or more often if needed. Store waste materials in the hazardous waste containers provided. Lock and secure all waste containers at the end of each work day. Cover containers at all times except when adding or removing waste material. Store the containers in an accessible and secured area, not located in a storm water runoff course, flood plain or exposed to standing water. Transportation and disposal of such waste material will be the responsibility of the department.

Damage to existing painted surfaces as a result of construction operations, shall be restored to the approval of the engineer at the contractor's expense.

D Measurement

The department will measure Preparation and Coating of Top Flanges (Structure) as a single complete lump sum unit of work for the structure, completed according to the contract and accepted.

E Payment

The department will pay for measured quantities at the contract unit price under the following bid item:

ITEM NUMBER	DESCRIPTION	UNIT
517.0900.S.0004	Preparation and Coating of Top Flanges B-64-23	LS
517.0900.S.0005	Preparation and Coating of Top Flanges B-64-24	LS
517.0900.S.0006	Preparation and Coating of Top Flanges B-64-25	LS

Payment is full compensation for preparing and cleaning the designated surfaces; and for furnishing and applying the coating.

stp-517-010 (20140630)

30. **Structure Repainting Recycled Abrasive B-64-19, Item 517.1800.S.0001;**
Structure Repainting Recycled Abrasive B-64-22, Item 517.1800.S.0003;
Structure Repainting Recycled Abrasive B-64-23, Item 517.1800.S.0004;
Structure Repainting Recycled Abrasive B-64-24, Item 517.1800.S.0005;
Structure Repainting Recycled Abrasive B-64-25, Item 517.1800.S.0006;
Structure Repainting Recycled Abrasive B-64-26, Item 517.1800.S.0007;
Structure Repainting Recycled Abrasive B-64-27, Item 517.1800.S.0008.

A Description

This special provision describes surface preparation and painting of the metal surfaces according to the manufacturer's recommendations as modified in this special provision.

A.1 Areas to be Cleaned and Painted

All structural metal surfaces of:

Structure B-64-19	7,800 SF.
Structure B-64-22	12,600 SF.
Structure B-64-23	6,600 SF.
Structure B-64-24	6,600 SF.
Structure B-64-25	9,600 SF.
Structure B-64-26	19,800 SF.
Structure B-64-27	9,800 SF.

Areas are approximate and given for informational purposes only.

B Materials

B.1 Coating System

Furnish a complete coating system from the department's approved list for "Structure Repainting Recycle Abrasive Structure". The color for the finish coating material shall match the color number the plans show according to Federal Standard Number 595. Supply the engineer with the product data sheets for approval before any coating is applied. The product data sheets shall indicate the mixing and thinning directions, the recommended spray nozzles and pressures, and the minimum drying time between coats.

The color of the primer must be such that a definite contrast between it and the color of the blasted steel is readily apparent. There shall be a color contrast between all subsequent coats for the paint system selected. Submit color samples of the primer and all coats to the engineer for approval before any application of paint.

C Construction

C.1 Surface Preparation

Before blast cleaning, solvent clean all surfaces to be coated according to SSPC-SP1.

All metal surfaces must be blast cleaned according to SSPC-SP10 and verified before painting.

Upon completion of surface preparation, test representative surfaces, which were previously rusted (i.e. pitted steel) for the presence of residual chloride. Perform Surface Contamination Tests (SCAT) according to the manufacturer's recommendations. The tests must be witnessed by the engineer. If chlorides are detected at levels greater than 7ug/cm², continue to clean the affected areas until results are below the specified limit. Submit anticipated testing frequencies and chloride remediation methods to the engineer for review and approval.

Apply the prime coat the same day that the metal surfaces receive the No. 10 blast or re-blast before application. Cleaned surfaces shall be of the specified condition immediately before paint application. If rust bloom occurs before applying the primer, stop the painting operation in the area of the rust bloom and re-blast and clean the area to SSPC SP-10 before applying the primer.

The steel grit and any associated equipment brought to the site and used for blast cleaning shall be clean. Remove immediately dirty grit or equipment brought to the site at no expense to the department. Furnish an abrasive that has a gradation such that it will produce a uniform surface profile between 1 to 3 mils on the steel surface, as measured according to ISO 8503-5.

The abrasive blasting and recovery system shall be a completely integrated self-contained system for abrasive blasting and recovery. It shall be an open blast and recovery system that will allow no emissions from the recovery operation. The recovery equipment shall be such that the amount of contaminants in the clean recycled steel grit shall be less than 1 percent by weight as per SSPC AB-2.

Remove by grinding all fins, tears, slivers, and burred or sharp edges that are present on any steel member, or that appear during the blasting operation, and re-blast the area to give a 1 to 3 mils surface profile.

Remove all spent material and paint residue from steel surfaces with a good commercial grade vacuum cleaner equipped with a brush-type cleaning tool, and test cleanliness according to ASTM D4285. The airline used for surface preparation shall have an in-line water trap and the air shall be free of oil and water as it leaves the airline.

Take care to protect freshly coated surfaces from subsequent blast cleaning operations. Thoroughly wire brush damaged primed surfaces with a non-rusting tool, or if visible rust occurs, re-blast to a near white condition. Clean and re-prime the brushed or blast cleaned surfaces according to this specification.

C.2 Coating Application

Apply paint according to the manufacturer's recommendations in a neat workmanlike manner. Paint application shall normally be by airless spray or inaccessible areas by brush, roller or other methods approved by the engineer.

The engineer may allow the use of conventional spray equipment after satisfactory demonstration by the contractor of the proper application technique and handling of that equipment.

Mix the paint or coatings according to the manufacturer's directions to a smooth lump-free consistency. Keep paint thoroughly mixed during the painting application.

After the inspector approves the entire cleaned surface to be coated, apply a prime coat uniformly to the entire surface. Either before or after applying the prime coat, brush or spray a stripe coat of primer on all plate edges, bolt heads, nuts, and washers. Apply succeeding coats as the product data sheet shows.

Remove all dry spray by vacuuming, wiping, or sanding if necessary.

If the application of the coating at the required thickness in one coat produces runs, bubbles, or sags; apply a "mist-coating" in multiple passes of the spray gun; separate the passes by several minutes. Where excessive coating thickness produces "mud-cracking", remove such coating back to soundly bonded coating and re-coat the area to the required thickness.

The resultant paint film shall be smooth and uniform, without skips or areas of excessive paint according to SSPC PA1.

The coating is supplied for normal use without thinning. If in cool weather it is necessary to thin the coating for proper application, thin according to the manufacturer's recommendations.

During surface preparation and coating application the ambient and steel temperature shall be between 39 degrees F and 100 degrees F. The steel temperature shall be at least 5 degrees F above the dew point temperature. (This requires the steel to be dry and free of any condensation or ice regardless of the actual temperature of the steel.) The relative humidity shall not exceed 85%. The manufacturer's ambient condition requirements must be followed if they are more stringent.

Paint thickness shall be within the requirements for a three coat paint system listed in the department's approved list for Structure Repainting Recycle Abrasive Structure and the paint system being used.

Time to recoat shall be according to the manufacturer's recommendations.

The dry film thickness will be determined by use of a magnetic film thickness gage. The gage shall be calibrated for dry film thickness measurement according to SSPC-PA 2. Dry film thickness in each area measured will be based on an average of three gage readings, after calibration of the gage to account for surface profile of the bare steel as a result of surface preparation.

D Measurement

The department will measure Structure Repainting Recycled Abrasive (Structure) as a single complete lump sum unit of work, completed according to the contract and accepted.

E Payment

The department will pay for measured quantities at the contract unit price under the following bid item:

ITEM NUMBER	DESCRIPTION	UNIT
517.1800.S.0001	Structure Repainting Recycled Abrasive B-64-19	LS
517.1800.S.0003	Structure Repainting Recycled Abrasive B-64-22	LS
517.1800.S.0004	Structure Repainting Recycled Abrasive B-64-23	LS
517.1800.S.0005	Structure Repainting Recycled Abrasive B-64-24	LS
517.1800.S.0006	Structure Repainting Recycled Abrasive B-64-25	LS
517.1800.S.0007	Structure Repainting Recycled Abrasive B-64-26	LS
517.1800.S.0008	Structure Repainting Recycled Abrasive B-64-27	LS

Payment is full compensation for preparing and cleaning the designated surfaces; furnishing and applying the paint; and for providing the listed equipment.

stp-517-050 (20190618)

31. Labeling and Disposal of Waste Material.

The EPA ID number for the structures will be provided by the department at the preconstruction meeting.

The state has an exclusive mandatory use contract with a private waste management contractor to transport and dispose of hazardous waste.

The state's waste management contractor shall furnish and deliver appropriate hazardous waste containers and site-specific labels to each bridge site. The provided containers shall be placed at pre-selected drop-off and pick-up points at each bridge site, and these locations shall be determined at the preconstruction conference. The custody of the containers and labels shall be the responsibility of the painting contractor while they are at the job site.

Contact the waste management contractor a minimum of 10 working days in advance to request container drop-off or pickup. Provide the waste management contractor with the project ID, structure number, EPA ID, and the agreed-upon location for container staging. Contact information for the waste management contractor is located on the WisDOT Internet site at <https://wisconsin.gov/Documents/doing-bus/eng-consultants/cnslt-rsrcs/environment/hazwaste-contacts.pdf>.

Report all reportable spills and discharges according to the contingency plan.

Labels are site-specific. Check the labels to ensure that the project ID, structure number, and EPA ID match the structure generating the waste. Apply a label to each drum when it is opened for the first time. Fill in the date on the label the first day material is accumulated in the drum. The following page is an example of a properly filled-in label.

During paint removal operations, continuously monitor and notify the project inspector of the status of waste generation and quantity stored so that timely disposal can be arranged.

HAZARDOUS WASTE

WW-5257580999-001-01-0

STORAGE LABEL

RQ, HAZARDOUS WASTE, SOLID, n.o.s.,
(LEAD), 9, NA3077, III, (D008)

Enter the date that waste materials were first placed into the container

EPA CODE: E/D008 STATE: S

WIP#: 391498

WIP DESC: BRIDGE SAND WITH LEAD

DATE ACCUMULATED: 07/01/2005

HAZARDOUS WASTE – FEDERAL LAW PROHIBITS IMPROPER DISPOSAL IF FOUND, CONTACT THE NEAREST POLICE OR PUBLIC SAFETY AUTHORITY OR THE U.S. ENVIRONMENTAL PROTECTION AGENCY.

WISC DOT BRIDGE # B-29-53/54

I-94 OVER CTH H

PROJECT ID # 5882-03-70

CAMP DOUGLAS, WI 54618

(608) 963-0871

GENERATOR EPA ID

WIR000121103

Project ID Number on label must match the Project Number assigned by the WIDOT

Bridge Number and Address on label must match specific bridge from which waste was generated.

EPA ID Number on label is specific to the bridge from which the waste is generated.

32. **Negative Pressure Containment and Collection of Waste Materials, B-64-19, Item 517.4500.S.0001;**
Negative Pressure Containment and Collection of Waste Materials, B-64-22, Item 517.4500.S.0003;
Negative Pressure Containment and Collection of Waste Materials, B-64-23, Item 517.4500.S.0004;
Negative Pressure Containment and Collection of Waste Materials, B-64-24, Item 517.4500.S.0005;
Negative Pressure Containment and Collection of Waste Materials, B-64-25, Item 517.4500.S.0006;
Negative Pressure Containment and Collection of Waste Materials, B-64-26, Item 517.4500.S.0007;
Negative Pressure Containment and Collection of Waste Materials, B-64-27, Item 517.4500.S.0008.

A Description

This special provision describes providing a dust collector to maintain a negative air pressure in the enclosure; furnishing and erecting enclosures as required to contain, collect and store waste material resulting from the preparation of steel surfaces for painting, and repainting, including collection of such waste material, and labeling and storing waste material in approved hazardous waste containers.

B (Vacant)

C Construction

Erect an enclosure to completely enclose (surround) the blasting operations. The ground, slope paving, or roadway cannot be used as the bottom of the enclosure unless covered by approved containment materials. So that there are no visible emissions to the air or ground or water, design, erect, operate, maintain and disassemble the enclosures in such a manner to effectively contain and collect dust and waste materials resulting from surface preparation and paint over spray. Suspend all enclosures over water from the structure or as approved by the engineer.

Construct the enclosure of flexible materials such as tarpaulins or of rigid materials such as plywood, or of a combination of flexible and rigid materials and meet SSPC Guide 6 requirements with Level 1 emissions. Systems manufactured and provided by Eagle Industries, Detroit Tarps, or equal, are preferred. The tarpaulins shall be a non-permeable material, either as part of the tarp system or have a separate non-permeable lining. Maintain all materials free of tears, cuts or holes. The vertical sides of the enclosure shall extend from the bottom of the deck down to the level of the covered work platform or covered barge where used for structures over water and shall be fastened securely to those levels to prevent the wind from lifting them. Bulkheads are required between beams to enclose the blasting area as approved by the engineer. Where bulkheads are required, construct them of plywood and properly seal them. To prevent spent materials and paint over spray from escaping the enclosed area, overlap and fasten together all seams. Place groundcovers under all equipment before operations or as approved by the engineer.

To allow proper cleaning, inspection of structures or equipment, and painting, provide safe adequate artificial lighting in areas where natural light is inadequate.

Provide a dust collector so that there are no visible emissions outside of the enclosure and so that a negative air pressure inside the enclosure is maintained. The dust collector shall be sized to maintain the minimum air flow based on the cross-sectional area of the enclosure.

A combination of positive air input and negative air pressure may be needed to maintain the minimum airflow within the enclosure.

Filter all air exhausted from the enclosure to create a negative pressure within the enclosure so as to remove all hazardous and other particulate matter.

After all debris has been removed and all painting has been approved in the containment area is complete, remove containment according to SSPC Guide 6.

As a safety factor for structures over water, provide for scum control. Provide a plan for corrective measures to mitigate scum forming and list the procedures, labor and equipment needed to assure compliance. Effectively contain the scum that forms on the water and does not sink in place from moving upstream or downstream by the use of floating boom devices.

If in the use of floating boom devices, the scum tends to collect at the devices, contain, collect, store the scum, and do not allow it to travel upstream or downstream beyond the devices. Remove the scum at least once a day or more often if needed.

Collect and store at the bridge site for disposal all waste material or scum collected by this operation, or any that may have fallen onto the ground tarps. Collect and store all waste material and scum at the end of each workday or more often if needed. Storage shall be in provided hazardous waste containers. Label each container as it is filled, using the labels provided by the Hazardous Waste Disposal contractor. Check the label and ensure that the project ID, bridge number and EPA ID match the structure. Fill in the generation date when the first material is placed in the container. Secure all containers at the end of each workday. Keep the containers covered at all times except to add or remove waste material. Store the containers in an accessible and secured area, not located in a storm water runoff course, flood plain, or exposed to standing water.

In a separate operation, recover the recyclable abrasive for future application, and collect the paint and/or corrosion particles for disposal.

D Measurement

The department will measure Negative Pressure Containment and Collection of Waste Materials (Structure) as a single complete lump sum unit of work for each structure designated in the contract, completed according to the contract and accepted.

E Payment

The department will pay for measured quantities at the contract unit price under the following bid item:

ITEM NUMBER	DESCRIPTION	UNIT
517.4500.S.0001	Negative Pressure Containment and Collection of Waste Materials B-64-19	LS
517.4500.S.0003	Negative Pressure Containment and Collection of Waste Materials B-64-22	LS
517.4500.S.0004	Negative Pressure Containment and Collection of Waste Materials B-64-23	LS
517.4500.S.0005	Negative Pressure Containment and Collection of Waste Materials B-64-24	LS
517.4500.S.0006	Negative Pressure Containment and Collection of Waste Materials B-64-25	LS
517.4500.S.0007	Negative Pressure Containment and Collection of Waste Materials B-64-26	LS
517.4500.S.0008	Negative Pressure Containment and Collection of Waste Materials B-64-27	LS

Payment is full compensation for designing, erecting, operating, maintaining, and disassembling the containment devices; providing negative pressure exhaust ventilation; collecting, labeling, and for storing spent materials in provided hazardous waste containers.

stp-517-065 (20140630)

33. Portable Decontamination Facility, Item 517.6001.S.

A Description

This special provision describes furnishing and maintaining weekly, or more often if needed, a single unit portable decontamination facility.

B Materials

Supply and operate all equipment according to OSHA.

Supply adequate heating equipment with the necessary fuel to maintain a minimum temperature of 68° F in the facility.

The portable decontamination facility shall consist of a separate "Dirty Room", "Shower Room" and "Clean Room". The facility shall be constructed so as to permit use by either sex. The facility shall have adequate ventilation.

The "Dirty Room" shall have appropriately marked containers for disposable garments, clothing that requires laundering, worker shoes, and any other related equipment. Each container shall be lined with poly bags for transporting clothing, or for disposal. Benches shall be provided for personnel.

The "Shower Room" shall include self-contained individual showering stalls that are stable and well secured to the facility. Provide showers with a continuous supply of potable hot and cold water. The wastewater must be retained for filtration, treatment, and/or for proper disposal.

The "Clean Room" shall be equipped with secure storage facilities for street clothes and separate storage facilities for protective clothing. The lockers shall be sized to store clothing, valuables and other personal belongings for each worker. Benches shall be provided for personnel.

Supply a separate hand wash facility, either attached to the decontamination facility or outside the containment.

C Construction

Properly contain, store, and dispose of the wastewater.

D Measurement

The department will measure Portable Decontamination Facility by each individual unit, acceptably completed.

E Payment

The department will pay for measured quantities at the contract unit price under the following bid item:

ITEM NUMBER	DESCRIPTION	UNIT
517.6001.S	Portable Decontamination Facility	EACH

Payment is full compensation for furnishing and maintaining a portable decontamination facility.

stp-517-060 (20140630)

34. Blue Specific Service Signs.

Add the following to standard spec 638.3.4:

Do not remove or move blue specific service signs or their associated posts. Specific service signs are signs with logos that identify commercial entities providing gas, food, lodging, camping, or attractions. A separate contractor, Interstate Logos - Wisconsin, is responsible for these signs. Contact Interstate Logos - Wisconsin at (844) 496-9163 a minimum of 14 calendar days in advance to coordinate removing, moving, or re-installation of these signs.

The contractor is responsible for damage done to these signs due to contractor operations.

stp-638-010 (20150630)

35. Field Office.

For field offices without handwashing facilities, provide and maintain a portable handwashing station at every project field office. The station shall include a hands-free sink with foot pump-operated faucet, soap dispenser, paper towel dispenser, fresh water supply, and collection tank for gray water. Regularly service and maintain the handwashing station and all supplies as needed, and properly dispose of all materials. Costs associated with the handwashing station are incidental to the field office bid item.

stp-642-010 (20200629)

36. Nighttime Work Lighting Stationary.

A Description

This special provision describes furnishing portable lighting as necessary to complete nighttime work. Nighttime operations consist of work specifically scheduled to occur after sunset and before sunrise.

B (Vacant)

C Construction

C.1 General

This provision shall apply when providing, maintaining, moving, and removing portable light towers and equipment-mounted lighting fixtures for nighttime stationary work operations, for the duration of nighttime work on the contract.

At least 14 days before the nighttime work, furnish a lighting plan to the engineer for review and acceptance. Address the following in the plan:

1. Layout, including location of portable lighting – lateral placement, height, and spacing. Clearly show on the layout the location of all lights necessary for every aspect of work to be done at night.
2. Specifications, brochures, and technical data of all lighting equipment to be used.
3. The details on how the luminaires will be attached.
4. Electrical power source information.
5. Details on the louvers, shields, or methods to be employed to reduce glare.
6. Lighting calculations. Provide illumination with average to minimum uniformity ratio of 5:1 or less throughout the work area.
7. Detail information on any other auxiliary equipment.

C.2 Portable Lighting

Provide portable lighting that is sturdy and free standing and does not require any guy wires, braces, or any other attachments. Furnish portable lighting capable of being moved as necessary to keep up with the construction project. Position the portable lighting and trailers to minimize the risk of being impacted by traffic on the roadway or by construction traffic or equipment. Provide lightning protection for the portable lighting. Portable lighting shall withstand up to 60 mph wind velocity.

If portable generators are used as a power source, furnish adequate power to operate all required lighting equipment without any interruption during the nighttime work. Provide wiring that is weatherproof and installed according to local, state, federal (NECA and OSHA) requirements. Equip all power sources with a ground-fault circuit interrupter to prevent electrical shock.

C.3 Light Level and Uniformity

Position (spacing and mounting height) the luminaires to provide illumination with an average to minimum uniformity ratio of 5:1 or less throughout the work area.

Illuminate the area as necessary to incorporate construction vehicles, equipment, and personnel activities.

C.4 Glare Control

Design, install, and operate all lighting supplied under these specifications to minimize or avoid glare that interferes with all traffic on the roadway or that causes annoyance or discomfort for properties adjoining the roadway. Locate, aim, and adjust the luminaires to provide the adequate level of illumination and the specified uniformity in the work area without the creation of objectionable glare.

Provide louvers, shields, or visors, as needed, to reduce any objectionable levels of glare. As a minimum, ensure the following requirements are met to avoid objectionable glare on the roadways open to traffic in either direction or for adjoining properties:

1. Aim tower-mounted luminaires, either parallel or perpendicular to the roadway, so as to minimize light aimed toward approaching traffic.
2. Aim all luminaires such that the center of beam axis is no greater than 60 degrees above vertical (straight down).

If lighting does not meet above-mentioned criteria, adjust the lighting within 24 hours.

C.5 Continuous Operation

Provide and have available sufficient fuel, spare lamps, generators, and qualified personnel to ensure that the lights will operate continuously during nighttime operation. In the event of any failure of the lighting system, discontinue the operation until the adequate level of illumination is restored. Move and remove lighting as necessary.

D (Vacant)

E Payment

Costs for furnishing a lighting plan, and for providing, maintaining, moving, and removing portable lighting, tower mounted lighting, and equipment-mounted lighting required under this special provision are incidental to the contract.

stp-643-010 (20100709)

37. Covering Signs.

Replace standard spec 643.2.3.3(2) with the following:

- (2) Ensure that covers are flat black, blank, and opaque.

Add the following to standard spec 643.3.4.1 as paragraph four:

- (4) If multiple messages on a single sign are required to be covered, minimize the number of holes created by covering the sign with a single rectangular shaped covering. Multiple coverings on a single sign is only permissible where necessary to avoid covering necessary content or as directed by the engineer. Submit sign covering plans to the engineer for single signs requiring multiple coverings 3 days before performing work. Obtain engineer approval before covering signs. Remove sign coverings before placing fixed messages signs unless otherwise directed by the engineer.

sef-643-005 (20180104)

38. Portable Speed Trailer, Item SPV.0045.0010.

A Description

This special provision describes furnishing, hauling, placing, erecting, re-erecting, operating, maintaining, moving and removal of portable speed trailers during the construction of this project.

B (Vacant)

Furnish portable speed trailer conforming to the appropriate requirements of standard spec 643 and the Manual on Uniform Traffic Control Devices (MUTCD), latest edition, for portable changeable message signs (PCMS).

In rural areas with no view obstructions, the contractor may reduce the minimum mounting height to 5 feet.

Provide a battery powered device with a regulatory speed limit sign and a radar speed sign displaying speed in mph. The flash rate should be between 50 and 60 cycles per minute. Place the sign so that in the operating mode the bottom of the message panel is 5 feet or higher above the top of curb or near edge of pavement. Orient the message panel so the message is legible from 850 feet under both day and night conditions.

C Construction

Furnish, haul, place, erect, re-erect, operate, maintain, move, and remove devices at locations as the plans show and as directed by the engineer.

Coordinate the placement and duration of these devices with the engineer at least 24 hours before its intended use and accommodate within the project. Provide an area to park the devices that is still visible to traffic.

Space five traffic control drums at ten-foot intervals as needed in front of the portable speed trailer.

Move devices not performing as intended to the satisfaction of the engineer within 24 hours of notification.

D Measurement

The department will measure Portable Speed Trailer by the day, acceptably completed. For this special provision, the number of days measured is defined as the number of calendar days that the portable speed trailer is used in moving operations or short-term stationary work. A calendar day begins with each deployment within a defined time-frame and exceeding two hours.

E Payment

The department will pay for measured quantities at the contract unit price under the following bid item:

ITEM NUMBER	DESCRIPTION	UNIT
SPV.0045.0010	Portable Speed Trailer	DAY

Payment is full compensation for furnishing, hauling, placing, erecting, re-erecting, operating, maintaining, moving and removal of portable speed trailers during the construction of this project. Drums are paid separately under traffic control items.

sef-643-025 (20171004)

39. Maintain Asphaltic Surface Temporary Left-In-Place, Item SPV.0060.0010.

A Description

This special provision describes maintaining an existing temporary asphaltic surface. Perform this work according to the pertinent requirements of standard spec 465 and conform to the construction detail shown in the plans.

B Materials

Use materials according to the pertinent requirements of standard spec 465.

C Construction

Perform work according to standard spec 465.3.

D Measurement

The department will measure Maintain Asphaltic Surface Temporary Left-In-Place as each individual location, acceptably completed. The department will not measure asphaltic materials separately.

E Payment

The department will pay for measured quantities at the contract unit price under the following bid item:

ITEM NUMBER	DESCRIPTION	UNIT
SPV.0060.0010	Maintain Asphaltic Surface Temporary Left-In-Place	EACH

Payment is full compensation for maintaining the temporary asphaltic surface during the time the contract specifies.

40. Embedded Galvanic Anodes, Item SPV.0060.4001.

A Description

This special provision describes providing furnishing and installing embedded galvanic anodes in concrete.

B Materials

Furnish pre-manufactured galvanic anodes designed for cathodic protection when embedded in concrete and tied to steel reinforcing. The core of the anode shall consist of a minimum of 1.3 ounces of electrolytic zinc in compliance with ASTM B418 Type II, cast around a pair of steel tie wires and encased in a cementitious shell with a minimum pH of 14. The anodes shall have one side that is less than 1-1/2 inches in height.

Submit the product information to the engineer for approval. Supply a certification of compliance to the engineer a minimum of two weeks before starting work. Deliver, store, and handle all materials according to the manufacturer's instructions.

C Construction

C.1 Concrete Repair

Repair the concrete and prepare the exposed reinforcing steel conforming to standard spec 509.

C.2 Galvanic Anode Installation

C.2.1 Install embedded galvanic anodes conforming to the manufacturer's recommendations.

C.2.2 Attach galvanic anodes to existing reinforcement along the perimeter of the repair at spacing as specified on the plans. Space anodes no further than 24 inches apart.

C.2.3 Provide 3/4-inch clearance between anodes and substrate.

C.2.4 Secure the galvanic anodes as close as possible to the patch edge using the anode tie wires. Tighten the tie wires to allow no free movement.

If the anode is to be tied onto a single bar, or if less than 1-1/2 inch of concrete cover is expected, place anode beneath the uncoated bar and secure to reinforcing steel.

If 1-1/2-inch concrete cover will exist over the anode, the anode may be placed at the intersection between two bars and secured to each bar.

C.3 Electrical Continuity

Confirm electrical connection between anode tie wire and uncoated reinforcing steel with a multi-meter. The maximum DC resistance shall be 1 Ohm. Confirm electrical continuity of the exposed uncoated reinforcing steel within the repair area. Steel reinforcement shall be considered continuous when the DC resistance is 1 Ohm or less. If necessary, establish the electrical continuity with uncoated steel tie wire.

C.4 Inspection

Obtain engineer's verification of proper installation of the galvanic anodes prior to placement of the concrete.

D Measurement

The department will measure Embedded Galvanic Anodes as each individual anode, acceptably installed.

E Payment

The department will pay for measured quantities at the contract unit price under the following bid item:

ITEM NUMBER	DESCRIPTION	UNIT
SPV.0060.4001	Embedded Galvanic Anodes	EACH

Payment is full compensation for furnishing and for properly installing anodes.

Concrete repair work, and concrete for that work, will be paid for separately.

41. Clean Deck Drains, Item SPV.0060.4002.

A Description

This special provision describes cleaning existing deck inlets to restore proper drainage.

B (Vacant)

C Construction

The contractor shall clean out all soil, debris, vegetation, or other accumulated matter from existing deck inlets in order to return them to proper working condition. Remove all materials deposited or lodged due to the contractor's operations. Do not allow materials within inlets to fall onto the roadway below. Collect and properly dispose of all removed materials. If inlet grates are removed during work, reinstall them to their original position.

D Measurement

The department will measure Clean Deck Drains as each individual inlet, acceptably completed.

E Payment

The department will pay for measured quantities at the contract unit price under the following bid item:

ITEM NUMBER	DESCRIPTION	UNIT
SPV.0060.4002	Clean Deck Drains	EACH

Payment is full compensation for cleaning deck inlets to restore them to functioning condition.

42. Heavy Duty Silt Fence, Item SPV.0090.0010.

A Description

This special provision describes the delivery, installation, maintenance, and removal of Heavy Duty Silt Fence. Install fence as directed by the engineer. Do not remove fence until directed by the engineer.

B Materials

Provide Heavy Duty Silt Fence consisting of a composite of woven wire fence fabric, posts, geotextile, fasteners, and to be assembled by the contractor. Woven wire fence fabric shall be a standard field fence type a minimum of 4 feet high, a maximum mesh spacing of 6-inches and minimum 14-1/2-gauge wire.

Provide "studded tee" or "U" type metal posts with a minimum length of 7 feet –6 inches and a minimum weight of 1.3 lb/ft.

Provide geotextile fabric meeting the following requirements

Property	Unit	Test Method	Minimum Average Roll Value
Grab Tensile Strength	LB.	ASTM D4632	380
Grab Tensile Elongation	%	ASTM D4632	50
Puncture Strength	LB.	ASTM D4833	240
Trapezoid Tear Strength	LB.	ASTM D4533	145
Apparent Opening Size	U.S. Standard Sieve	ASTM D4751	170 (0.09 mm)
Permittivity	sec ⁻¹	ASTM D4491	0.7
Water Flow Rate	Gal/min/ft ²	ASTM D4491	50
UV Resistance after 500 hours	% strength retained	ASTM D4355	70

Furnish a manufacturer's Certified Report of Test or Analysis that the geotextile fabric delivered for use in the work meets the above requirements to the engineer at least 15 days prior to use in the work. Provide geotextile fabric bearing markings to clearly identify it with the applicable test report furnished to the engineer.

Supply material in 15'9" wide rolls and cut in half.

C Construction

Install the Heavy Duty Silt Fence as directed by the engineer and shown on the attached detail drawing. Space ties and anchors to adequately support system. Include or add acceptable guy lines, where required, for additional support.

Maintenance work, when required, will be specified on erosion control orders. Maintenance includes replacement of failed 12GA wire ties; re-anchoring of metal posts (standing lying sections back-up); entrenchment of the bottom fabric; and guy line repairs, if required. Geotextile fabric and woven wire fence fabric replacement not required for maintenance.

D Measurement

The department will measure Heavy Duty Silt Fence by the linear foot acceptably completed. The department will measure along the base of the fence, center-to-center of end post, for each section of fence.

E Payment

The department will pay for measured quantities at the contract unit price under the following bid item:

ITEM NUMBER	DESCRIPTION	UNIT
SPV.0090.0010	Heavy Duty Silt Fence	LF

Payment is full compensation for all furnishing, assembling, erecting, maintaining, and removal of the silt fence and for anchoring the silt fence.

43. Marking Contrast Epoxy 4-inch, Item SPV.0090.0020.

A Description

This special provision describes applying contrast epoxy marking conforming to standard spec 646, as the plans show, and as follows.

B Materials

Furnish epoxy pavement marking materials conforming of standard spec 646.2.

C Construction

Apply two 1 ½-inch wide black epoxy lines with a 4-inch separation between the two black lines for the first pass, followed by a 4-inch wide white epoxy line second pass, for a total width of 7 inches. Apply epoxy pavement marking conforming to standard spec 646.3.

D Measurement

The department will measure Marking Contrast Epoxy 4-Inch by the linear foot, acceptably completed, measured once as the length of the centerline of the completed installation.

E Payment

The department will pay for measured quantities at the contract unit price under the following bid items:

ITEM NUMBER	DESCRIPTION	UNIT
SPV.0090.0020	Marking Contrast Epoxy 4-Inch	LF

Payment is full compensation for providing replacement marking.

SER-646-001 (20180131) 2-13-18

44. Marking Contrast Epoxy 8-inch, Item SPV.0090.0030.

A Description

This special provision describes applying contrast epoxy marking conforming to standard spec 646, as the plans show, and as follows.

B Materials

Furnish epoxy pavement marking materials conforming of standard spec 646.2.

C Construction

Apply two 1 ½-inch wide black epoxy lines with a 8-inch separation between the two black lines for the first pass, followed by a 8-inch wide white epoxy line second pass, for a total width of 11 inches. Apply epoxy pavement marking conforming to standard spec 646.3.

D Measurement

The department will measure Marking Contrast Epoxy 8-Inch by the linear foot, acceptably completed, measured once as the length of the centerline of the completed installation.

E Payment

The department will pay for measured quantities at the contract unit price under the following bid items:

ITEM NUMBER	DESCRIPTION	UNIT
SPV.0090.0030	Marking Contrast Epoxy 8-Inch	LF

Payment is full compensation for providing replacement marking.

SER-646-001 (20180131) 2-13-18

45. Concrete Curb & Gutter 4-Inch Sloped Type TBT, Variable Pan, Item SPV.0090.0040.

A Description

Perform this work according to the pertinent requirements of standard spec 601 and conform to the construction detail shown in the plans.

B Materials

Use materials as described in the construction detail shown in the plans and as described in standard spec 601.2.

C Construction

Perform work according to standard spec 601.3.

D Measurement

The department will measure Concrete Curb & Gutter 4-Inch Sloped Type TBT, Variable Pan by the linear foot, acceptably completed, measured once as the length of the centerline of the completed installation.

E Payment

The department will pay for measured quantities at the contract unit price under the following bid items:

ITEM NUMBER	DESCRIPTION	UNIT
SPV.0090.0040	Concrete Curb & Gutter 4-Inch Sloped Type TBT, Variable Pan	LF

Payment is full compensation for preparing the foundation; all special construction required at driveway entrances, curb ramps, or structures; for providing all materials, including concrete, expansion joints, and tie bars in unhardened concrete; for placing, finishing, protecting, and curing concrete; for sawing joints; and for furnishing all labor, tools, equipment, and incidentals necessary to complete the contract work.

46. Steel Thrie Beam Railing Retrofit, Item SPV.0090.4001.

A Description

This special provision describes Steel Thrie Beam Railing Retrofit, according to the plans and as hereinafter provided.

B Materials

Furnish steel thrie beam, and steel for assembly conforming to standard spec 614.2.3. Furnish wood blocking conforming to standard spec 614.2.5.1. Furnish bolts, lag screws and associated hardware conforming to standard spec 614.2.1. Unless noted elsewhere in the plans or covered by specific reference in this provision all metals shall be hot-dip galvanized according to ASTM A153.

C Construction

C.1 General

Apply two coats of wood preservative to cut surfaces of wood components. Use the same preservative originally used to treat that components or use copper naphthenate solution containing 2 percent or more copper metal conforming to AWPA P34.

C.2 Concrete Repair

Repair any concrete damaged during the Steel Thrie Beam Railing Retrofit installation according to standard spec 509.

C.3 Guardrail

Install guardrail as shown on the plans and as listed in this specification.

C.3.1 For anchoring wood blocking to structure, drill holes through wood blocking and parapet as shown in the plans, and at the spacing specified in the plans. Anchor wood blocking to the parapet using a 3" diameter x 1" deep countersink in the wood blocking on the traffic side as shown in the plans. Set wood blocking at the required spacing with the front traffic side faces aligned in a straight line parallel to traffic lanes. Install the wood blocking plumb, and at the dimensions specified in the plans.

C.3.2 Install rail with lap splices in the direction of traffic. Place the round head of bolts on the traffic side. Make all splices at wood blocking. Cut rails to length by shearing or sawing and drill bolt holes. Do not use cutting torches. After installation, cut off all anchor bolts that project more than one inch from the nut to 1/2 inch from the nut. Deburr the threaded end of cut bolts.

D Measurement

The department will measure Steel Thrie Beam Railing Retrofit by the linear foot, acceptably completed, measured along the face of the rail element.

E Payment

The department will pay for measured quantities at the contract unit price under the following bid item:

ITEM NUMBER	DESCRIPTION	UNIT
SPV.0090.4001	Steel Thrie Beam Railing Retrofit	LF

Payment is full compensation for providing rail, wood blocking, fittings, bolts and hardware; for setting and anchoring wood blocking; including drilling holes in the concrete parapet and wood blocking and repairing any concrete damaged during installation; for installing steel thrie beam railing; and for disposing of surplus material.

Sef 650-005

47. Survey Project 3839-03-73, Item SPV.0105.0001.

A Description

This special provision describes modifying standard specs 105.6 and 650 to define the requirements for construction staking for this contract. Conform to standard specs 105.6 and 650 except as modified in this special provision.

Replace standard spec 105.6.1(2) with the following:

The department will not perform any construction staking for this contract. Obtain engineer's approval before performing all survey required to lay out and construct the work under this contract.

Replace standard spec 650.1 with the following:

This section describes the contractor-performed construction staking required under individual contract bid items to establish the horizontal and vertical position for all aspects of construction including:

- storm sewer
- subgrade
- base
- curb and gutter
- pipe culverts
- drainage structures
- structure layout
- bridges
- pavement
- pavement markings (temporary and permanent)
- barriers (permanent)
- electrical installations
- supplemental control
- slope stakes
- utilities
- traffic control items
- fencing

B (Vacant)

C Construction

Supplement standard spec 650.3.1 (5) with the following:

Confirm with engineer before using global positioning methods to establish the following:

1. Structure layout horizontal or vertical locations.
2. Concrete pavement vertical locations.
3. Curb, gutter, and curb & gutter vertical locations.
4. Concrete barrier vertical locations.
5. Storm Sewer layout horizontal or vertical locations, including structure centers, offsets, access openings, rim and invert elevations.

Replace standard spec 650.3.1(6) with the following:

(6) Maintain neat, orderly, and complete survey notes, drawings, and computations used in establishing the lines and grades. This includes:

- Raw data files
- Digital stakeout reports
- Control check reports
- Supplemental control files (along with method used to establish coordinates and elevation)
- Calibration report

Make the survey notes and computations available to the engineer within 24 hours as the work progresses unless a longer period is approved by the engineer.

Replace standard spec 650.3.3.1 with the following:

Under the Survey Project bid item, global positioning system (GPS) machine guidance for conventional subgrade staking on all or part of the work may be substituted. The engineer may require reverting to conventional subgrade staking methods for all or part of the work at any point during construction if the GPS machine guidance is producing unacceptable results.

Replace standard spec 650.3.3.4.1 with the following:

The department will provide the contractor staking packet as described in the Construction and Materials Manual (CMM) 7.10. At any time after the contract is awarded, the available survey and design information may be requested. The department will provide that information within 5 business days of receiving the contractor's request. The department incurs no additional liability beyond that specified in standard spec 105.6 or standard spec 650 by having provided this additional information.

Add the following to standard spec 650.3.3.6.2 as paragraph four:

Record all subgrade elevation checks and submit a hard copy to the engineer within 24 hours or as requested by the engineer.

D Measurement

Replace standard spec 650.4 with the following:

- (1) The department will measure Survey Project (project ID) as separate single lump sum units, acceptably completed.

E Payment

Replace standard spec 650.5 with the following:

The department will pay for measured quantities at the contract unit price under the following bid item:

ITEM NUMBER	DESCRIPTION	UNIT
SPV.0105.0001	Survey Project 3839-03-73	LS

Payment is full compensation for performing all survey work required to lay out and construct all work under this contract and for adjusting stakes to ensure compatibility with existing field conditions. The department will not make final payment for this item until the contractor submits all survey notes and computations used to establish the required lines and grades to the engineer within 24 hours of completing this work. Re-staking due to construction disturbance and knock-outs will be performed at no additional cost to the department.

sef-650-005 (20180104)

- 48. Vegetation Removal B-64-19, Item SPV.0105.4001;
Vegetation and Debris Removal B-64-20, Item SPV.0105.4002;
Vegetation Removal B-64-22, Item SPV.0105.4003;
Vegetation Removal B-64-25, Item SPV.0105.4006;
Vegetation Removal B-64-26, Item SPV.0105.4007;
Vegetation Removal B-64-27, Item SPV.0105.4008.**

A Description

This special provision describes providing removing and disposing of vegetation within slope paving limits and along ditch lines adjacent to bridge piers and removing and disposing of vegetation and debris at box culvert openings. No in-stream disturbance is allowed between March 1 and June 15.

B (Vacant)

C Construction

C.1 Vegetation Removal

Remove all vegetation within existing slope paving limits. Remove vegetation alongside existing bridge piers and restore any ditch lines to grade to ensure proper drainage. Additional removal of vegetation interfering with the structure to be as directed by the engineer.

Perform vegetation removal work per standard spec 201.3, except as modified herein.

C.2 Vegetation and Debris Removal

Remove all vegetation and debris at box culvert openings within banks of the waterway to restore channel bottom and remove channel flow restrictions. Additional removal of vegetation and debris interfering with the structure or channel flow to be as directed by the engineer. Tree and large debris removal (such as car tires, etc.) restricting channel flow are the primary intent of this work. Removal of these items at discrete locations are expected to cause minor stream bed disturbance and do not require the water to be diverted. Any larger scale removals requiring in stream excavation will require a diversion plan for active water flow. If stream bed excavation is required to complete the work, include a plan to divert active water flow along Nippersink Creek and submit with the ECIP.

Perform vegetation removal work per standard spec 201.3, except as modified herein.

D Measurement

The department will measure bid items as a single lump sum unit for each structure, acceptably completed.

E Payment

The department will pay for measured quantities at the contract unit price under the following bid item:

ITEM NUMBER	DESCRIPTION	UNIT
SPV.0105.4001	Vegetation Removal B-64-19	LS
SPV.0105.4002	Vegetation and Debris Removal B-64-20	LS
SPV.0105.4003	Vegetation Removal B-64-22	LS
SPV.0105.4006	Vegetation Removal B-64-25	LS
SPV.0105.4007	Vegetation Removal B-64-26	LS
SPV.0105.4008	Vegetation Removal B-64-27	LS

Payment is full compensation for all vegetation removal required under this section and performed within the removal limits defined under this section and identified on the plans; handling, hauling, piling, burning, burying, trimming, chipping, wood treatment, re-handling, diverting Nippersink Creek water flow as necessary, and disposing of waste and debris; and for furnishing all labor, tools, materials, equipment and incidentals necessary to complete the contract work.

49. Fiber Wrap Reinforcing Non-Structural, Item SPV.0165.4001.

A Description

This special provision describes providing non-structural protection using externally bonded, high-strength, fiber reinforced polymer (FRP) composite/epoxy resin systems field-applied per the details shown on the plans.

B Materials

Furnish a glass or carbon composite fabric that is a continuous unidirectional filament woven fabric with a primary fiber of electrical (E) glass or carbon, respectively.

Use a two-component, solvent-free with 0% Volatile Organic Compound (VOC) epoxy that is supplied by the manufacturer. Polyester resin shall not be allowed as a substitute for epoxy resin. Deliver epoxy materials in factory sealed containers with the manufacturer's labels intact and legible with verification of the date of manufacture and shelf life.

The protective top coating shall be concrete gray in color and match the color of the adjacent unwrapped concrete. Protective top coating shall be vapor permeable and UV resistant.

The use of more than one FRP system in an application is not permitted.

Store products in a protected area at a temperature between 40 deg. F and 100°F with no moisture contact, no UV exposure, protected from dirt, chemicals, and physical damage, and according to the manufacturer's requirements. Do not use components exceeding their shelf lives.

Provide the following to the engineer:

- The manufacturer's data sheet indicating physical, mechanical and chemical characteristics of all materials used in the FRP system including the primer, putty, resin, saturant, fibers, and top coating.
- The manufacturer's Material Safety Data Sheets (MSDS) for all materials used.
- The manufacturer's instructions for installation and repair, including information on lap details if required.
- The manufacturer's storage and handling requirements of all materials.

Supplied composite fabric and epoxy resin products must have a minimum of 10 installations. Furnish proof of successful installations including date of construction and owner references. Furnish certified test reports including 1000 hour tests for 140° Fahrenheit, water, and salt water.

C Construction

C.1 Certified Applicators

Installers shall have a minimum of three years of experience performing similar FRP composite strengthening, and be trained and certified by the manufacturer of the supplied FRP composite/epoxy resin system being used. Submit a list of completed surface bonded FRP composite strengthening projects completed with the manufacturer's FRP composite system in the past three years. The list shall include a minimum of 10 projects with the proposed FRP system, the dates when work was performed, general description of work, quantity of work and owner references. Provide written verification from the FRP composite manufacturer that the applicator has received the required training and is a certified installer by the FRP manufacturer.

C.2 Surface Preparation

Remove spalled and loose concrete. Treat any areas of active corrosion of the reinforcement and patch the concrete surface so as to restore it to its original dimensions. When patching the concrete substrate, remove defective concrete down to sound concrete; the extents of the area to be removed and patched shall be 1/2-inch beyond the boundary of the distress on all sides. If there is a loss of bond between the reinforcing steel and the concrete, remove the surrounding concrete to a depth equal to the greater of 3/4-inch or the maximum aggregate size plus 1/4-inch. Allow patches to cure a minimum of 10 days before FRP application or until the surface moisture is less than 4%.

Epoxy inject cracks in the concrete larger than 0.25 mm in width at least 24 hours prior to FRP installation. Seal cracks smaller than 0.25 mm in width in aggressive environments at the direction of the engineer. This work to be paid for under a separate bid item per the plans.

Grind uneven surfaces or protrusions until smooth. Any corners or edges shall be rounded over to a minimum radius of 1/2-inch; this requirement also applies to beveled edges which must be chamfered to eliminate sharp spots.

The concrete surface shall be clean, and free of any material that could interfere with bonding, such as dirt, grease, wax, etc. The surface must also be free of moisture with a maximum moisture content of 4%. Immediately prior to bonding, all contact surfaces shall receive a final cleaning by hand or oil-free compressed air to remove any residual dust, powder residue or laitance.

C.3 Installation

Place FRP only under the following conditions or per manufacturer's recommendation:

Ambient temperature and the temperature of the epoxy resin components shall be between 55 and 90 degrees F during the entire application process.

Relative humidity less than 85 percent.

Surface temperature more than 5 degrees F above the dew point.

Moisture level of all contact surfaces, included patched areas, less than 4% unless the resin has been specifically formulated for wet applications.

Unless directed otherwise by the engineer, install the FRP after all dead loads have been applied to the bridge. Do not install FRP while the component being repaired is subjected to live loads.

Apply, per manufacturer's instructions, a system-compatible putty as required to fill uneven surfaces or recesses.

Apply the primer coat uniformly to the substrate using a roller or trowel. Allow primer to become tacky, or per manufacturer's instructions before applying fiber wrap. Primed surface shall be protected from all contaminants (i.e., dust, moisture, etc.) prior to the application of the fiber wrap.

Mix the components of the epoxy resin with a mechanical mixer and apply the epoxy resin uniformly to the fiber at a rate that ensures complete saturation of the fabric. Apply saturating resin uniformly to the prepared substrate. Begin resin application within one hour after the batch has been mixed. Use all resin within the pot life as specified by the manufacturer.

Apply the fabric per manufacturer's recommendation. Handle fiber wraps in a manner to maintain fiber straightness and prevent fiber damage. Any kinks, folds, or severe waviness will not be accepted. Use rollers or hand pressure to remove any air trapped between the fabric and the concrete, or between fabric plies. Rolling must be parallel to the direction of the fibers to avoid fiber misalignment or damage. Do not use

Stagger the joints between plies so that a continuous sheet in one ply will span the joints of the sheets in the ply below. If multiple plies cannot all be placed in one day, defer to the manufacturer to determine the extent of the cure and surface preparation required for the previously placed layers required before proceeding. If required, laps shall be per manufacturer's instructions, with a minimum edge lap of 6 inches and a minimum end lap of 12 inches. Laps should be staggered between plies.

Cover the final layer of fabric with a coat of epoxy that produces a uniform finished surface per manufacturer's instructions.

Cure per manufacturer's instructions. The FRP system shall be protected from weather, large temperature variations, moisture, sand, dust, and other foreign particles during curing. Do not allow the system to be subjected to live loads until it is completely cured. Defer to manufacturer's instructions regarding the degree of cure which must be achieved before additional dead loads can be applied to the wrapped member.

An additional protective coating is required to protect the fibers from the elements, specifically UV radiation, and to give the final aesthetic effect. Install protective coating per manufacturer's instructions after the field inspection described in section C.4.2 has been conducted. To prepare the FRP surface to receive the coating, clean and roughen the exterior surfaces of the composite wrap using a light abrasive after the final epoxy coat is completely polymerized. The abrasive shall be of the appropriate hardness to roughen the surface without damaging the fibers. Remove all dust, dirt, and other bond inhibiting materials and dry all cleaned and roughened surfaces.

C.4 Testing and Acceptance

C.4.1 Records and Sampling

The contractor shall record the following information for each installation:

- Date, time, and specific location of installation.
- Surface preparation methods.
- Widths and lengths of cracks not injected with epoxy.
- Material information including product used, fiber and resin lot/batch numbers, mixture ratios, mixing times, etc.
- Ambient temperature, relative humidity, and general weather observations at the beginning and end of each installation.
- Concrete surface temperature, concrete moisture content, and surface cleanliness.
- Number of FRP layers used and fiber orientation of each layer.
- Square footage of fabric and volume of epoxy used each day.

C.4.2 Field Testing

In the presence of the engineer, the contractor will conduct a visual and acoustic sounding inspection to test for defects such as voids, delaminations, external cracks, chips, cuts, loose fibers, external abrasions, blemishes, foreign inclusions, depressible raised areas, or fabric wrinkles. Conduct this inspection prior to placement of the protective coating, but after FRP has fully cured.

In the presences of the engineer, the contractor will conduct a visual inspection of the protective coating for damage including but not limited to cracking, crazing, blisters, peeling, or external abrasions. Conduct this inspection after placement and cure of protective coating.

If any defects are found, they must be repaired as detailed in C.4.3 or removed and replaced.

C.4.3 Required Remediation

Inject or back fill any small voids or bubbles (1-1/2" diameter or less) with epoxy. If five or more such voids are found in an area smaller than 10 square feet, submit a proposed remediation procedure subject to the acceptance of the engineer.

Voids or delaminated areas greater than 3 inches in diameter or an equivalent rectangular area shall be reported to the engineer. Proposed remediation procedure(s) for addressing these areas are subject to the acceptance of the engineer.

D Measurement

The department will measure Fiber Wrap Reinforcing Non-Structural by the square foot, acceptably completed.

E Payment

The department will pay for measured quantities at the contract unit price under the following bid item:

ITEM NUMBER	DESCRIPTION	UNIT
SPV.0165.4001	Fiber Wrap Reinforcing Non-Structural	SF

Payment is full compensation for preparing required submittals, cleaning and preparing the surfaces of elements to be strengthened, furnishing, transporting, handling, and installing the fiber fabric, finish coat of epoxy, the final protective coating system, field testing, and required remediation. No extra measurement or payment will be made for overlap areas.

50. Abutment Seat Cleaning and Sealing, Item SPV.0180.4001.

A Description

This special provision describes cleaning the top surfaces of concrete abutments and sealing them as the plans show and as the engineer directs.

B Materials

For bridge seat protection/sealing, coat the tops of abutments with a type of epoxy resin the manufacturer recommends for sealing exterior concrete surfaces, subject to the engineer's approval.

C.1 Blast Cleaning Operation

Blast clean the top surface of the abutment according to SSPC SP-13 and ASTM D4259 for an abrasive blast cleaning to a surface roughness and finish as the engineer directs. Before abrasive blast cleaning operations are to begin, prepare a representative trial area on the abutment surface, and have the method of blast cleaning approved by the engineer. Provide means of protecting bearings and girders such that their coatings/paint are not removed or damaged during blasting operations.

C.2 Water Cleaning Operation

After abrasive blast cleaning operations are completed, clean the prepared pier cap surface with water according to ASTM D4258. Remove with this water cleaning all dust and loose material from the top surface of the abutments to be coated with epoxy for bridge seat protection. Provide an adequate drying time of at least 24 hours before coating with epoxy. Remove all loose concrete, dirt, dust, or blast material that remains in the area around the abutment, as the engineer directs.

C.3 Bridge Seat Protection

After cleaning, apply bridge seat protection epoxy per standard spec 502.3.12.

D Measurement

The department will measure Abutment Seat Cleaning and Sealing by the square yard, acceptably completed.

E Payment

The department will pay for measured quantities at the contract unit price under the following bid item:

ITEM NUMBER	DESCRIPTION	UNIT
SPV.0180.4001	Abutment Seat Cleaning and Sealing	SY

Payment is full compensation for abrasive blast cleaning; for water cleaning; for all additional cleanup of the concrete surfaces and surrounding abutment areas; and for furnishing and applying bridge seat protection.

**ADDITIONAL SPECIAL PROVISION 1 (ASP 1)
FOR TRANSPORTATION ALLIANCE FOR NEW SOLUTIONS (TrANS)
PROGRAM EMPLOYMENT PLACEMENTS AND APPRENTICESHIPS**

The Safe, Accountable, Flexible, Efficient Transportation Equity Act: A Legacy for Users (SAFETEA-LU), Section 5204(e) – Surface Transportation Workforce Development Training and Education, provides for 100 percent Federal funding if the core program funds are used for training, education, or workforce development purposes, including “pipeline” activities. The core programs includes: Congestion Mitigation and Air Quality Improvement (CMAQ) Program, Highway Bridge Program (HBP), Interstate Maintenance (IM), National Highway System (NHS), and Surface Transportation Program (STP). These workforce development activities cover surface transportation workers, including OJT/SS programs for women and minorities as authorized in 23 U.S.C. §140(b).

TrANS is an employment program originally established in 1995 in Southeastern Wisconsin. Currently TrANS has expanded to include TrANS program locations to serve contractors in Southeast (Milwaukee and surrounding counties), Southcentral (Dane County and surrounding counties including Rock County), and most Northeastern Wisconsin counties from locations in Keshena, Rhinelander and surrounding far Northern areas. TrANS attempts to meet contractor’s needs in other geographic locations as possible. It is an industry driven plan of services to address the outreach, preparation, placement and retention of women, minorities and non-minorities as laborers and apprentices in the highway skilled trades. These candidate preparation and contractor coordination services are provided by community based organizations. For a list of the TrANS Coordinators contact the Disadvantaged Business Enterprise Office at (414) 438-4583 in Milwaukee or (608) 266-6961 in Madison. These services are provided to you at no cost.

I. BASIC CONCEPTS

Training reimbursements to employing contractors for new placements, rehires or promotions to apprentice of TrANS Program graduates will be made as follows:

- 1) **On-the-Job Training, Item ASP.1T0G, ASP 1 Graduate.** At the rate of \$5.00 per hour on federal aid projects when TrANS graduates are initially hired, or seasonally rehired, as unskilled laborers or the equivalent.

Eligibility and Duration: To the employing contractor, for up to 2000 hours from the point of initial hire as a TrANS program placement.

Contract Goal: To maintain the intent of the Equal Employment Opportunity program, it is a goal that 12 (*number*) TrANS Graduate(s) be utilized on this contract.

- 2) **On-the-Job Training, Item ASP.1T0A, ASP 1 Apprentice.** At the rate of \$5.00 per hour on federal aid projects at the point when an employee who came out of the TrANS Program is subsequently entered into an apprenticeship contract in an underutilized skilled trade (this will include the Skilled Laborer Apprenticeship when that standard is implemented).

Eligibility and Duration: To the employing contractor, for the length of time the TrANS graduate is in apprentice status.

Contract Goal: To maintain the intent of the Equal Employment Opportunity program, it is a goal that 4 (number) TrANS Apprentice(s) be utilized on this contract.

- 3) The maximum duration of reimbursement is two years as a TrANS graduate plus time in apprentice status.
- 4) If a TrANS program is not available in the contractor's area and another training program is utilized, payment of On-the-Job Training hours may be approved by the Wisconsin Department of Transportation (WisDOT) if the training program meets the established acceptance criteria. Only On-the-Job Training Hours accumulated after WisDOT approval will be reimbursed as specified under Items ASP.1T0G and ASP.1T0A. For more information, contact the Disadvantaged Business Enterprise Office at the phone numbers listed above.
- 5) WisDOT reserves the right to deny payments under items ASP.1T0G and ASP.1T0A if the contractor either fails to provide training or there is evidence of a lack of good faith in meeting the requirements of this training special provision.

I. RATIONALE AND SPECIAL NOTE

The \$5.00 per hour now being paid for TrANS placements is intended to cover the duration of two years to allow for reaching entry-level laborer status. An additional incentive, the \$5.00 rate, would promote movement into the underutilized skilled trades' apprenticeships and applies until the individual completes their apprenticeship. These incentives benefit TrANS candidates by giving them a better opportunity to enter a skilled trade; benefits contractors who will be assisted in meeting their EEO profiles and goals; and benefits the public who will see the program reinforce larger public-private employment reform in Wisconsin. The pool of TrANS graduates was created for the purpose of addressing underutilization in the skilled trades, an objective that is further reinforced by a parallel retention pilot program, known as the Companywide Reporting. *Whether or not reimbursement is involved, the WisDOT reassures contractors who are in the Companywide Program that TrANS placements still contribute toward fulfilling the new hire goal of 50% women and minorities.* Based on data administered by United States Department of Labor (US DOL), the highway skilled trades remain underutilized for women statewide (less than 6.9%); and for minorities in all counties (% varies by county).

NOTE: *Unless using other advancement strategies, contractors are encouraged to use some or all of this monetary incentive to offset the cut in hourly wages an individual may incur when entering an apprenticeship if the full general laborer hourly rate has been previously paid. No special accounting measures are required.*

II. IMPLEMENTATION

The implementation of ASP 1 is intended to cover only the amount of time it takes for underutilization to be resolved across the trades. This will be measured annually at the county and/or state levels using data administered by WisDWD in relation to goals set by the USDOL-

OFCCP. With appropriate state and federal approvals, we may also do some measurement at the company level.

It is the contractor's responsibility to note on their Certified Payrolls if their employee is a TrANS graduate or a TrANS apprentice. The District EEO Coordinators utilize the information on the Certified Payrolls to track the hours accumulated by TrANS Graduates and TrANS apprentices on WisDOT contracts. Payment under this ASP 1 is made based on the hours recorded off of the Certified Payrolls. Tracking may eventually include improved linkages with the WisDWD apprentice database, information from company and committee level sources.

TrANS is nondiscriminatory by regulation, and is a tool for optional use by contractors to address the underutilization of women and minorities as laborers and apprentices in our industry's skilled trades.

IV. TRANS TRAINING

As part of the contractor's equal employment opportunity affirmative action program, training shall be provided to employees enrolled in apprenticeship and on-the-job training programs as follows:

The contractor shall provide on-the-job training aimed at developing full journey workers in the type of trade or job classifications involved. In the event the contractor subcontracts a portion of the contract work, the contractor shall determine how many, if any, of the trainees are to be trained by the subcontractor provided, however, that the contractor shall retain the primary responsibility for meeting the training requirements imposed by this special provision. The contractor shall also insure that this training special provision is made applicable to such subcontract.

Training and upgrading of minorities and women toward journey workers status is a primary objective of this training special provision. Accordingly, the contractor shall make every effort to enroll minority trainees and women (e.g., by conducting systematic and direct recruitment through public and private sources likely to yield minority trainees and women trainees); to the extent such persons are available within a reasonable area of recruitment. The contractor will be given an opportunity and will be responsible for demonstrating the steps that they have taken in pursuance thereof, prior to determination as to whether the contractor is in compliance with this training special provision. This training commitment is not intended, and shall not be used, to discriminate against any applicant for training, whether a member of a minority group or not.

No employee shall be employed as a trainee in any classification in which they have successfully completed a training course leading to journey workers status or in which they have been employed as a journey worker. The contractor should satisfy this requirement by including appropriate questions in the employee application or by other suitable means. Regardless of the method used, the contractor's records should document the findings in each case.

V. APPRENTICESHIP TRAINING

The Federal Highway Administration's (FHWA) policy is to require full use of all available training and skill improvement opportunities to assure increased participation of minority groups, disadvantaged persons and women in all phases of the highway construction industry. The FHWA On-the-Job Training (OJT) Program requires the State transportation agencies (STAs) to establish apprenticeships and training programs targeted to move women, minorities, and disadvantaged individuals into journey-level positions to ensure that a competent workforce is available to meet highway construction hiring needs, and to address the historical under-representation of members of these groups in highway construction skilled crafts.

The OJT Supportive Services (OJT/SS) Program was established in Title 23 Code of Federal Regulations (CFR), Part 230) to supplement the OJT program and support STA training programs by providing services to highway construction contractors and assistance to highway construction apprentices and trainees. The primary objectives of OJT/SS are:

- (1) To increase the overall effectiveness of the State highway agencies' approved training programs.
- (2) To seek other ways to increase the training opportunities for women, minorities, and disadvantaged individuals.

The STAs are responsible for establishing procedures, subject to the availability of Surface Transportation and Bridge Funds under 23 U.S.C. §140(b) (Nondiscrimination), for the provision of supportive services with respect to training programs approved under 23 CFR, Part 230(a) (Equal Employment Opportunity on Federal and Federal-aid Construction Contracts – including Supportive Services).

The contractor and subcontractor shall maintain records to demonstrate compliance with these apprenticeship requirements. Reasonable exemptions and modifications to and from any or all of these requirements will be determined by the Wisconsin Department of Transportation-Civil Rights Office. A request for an exemption or modification, with justification, shall be made in writing, addressed to WisDOT Civil Rights Office, 4802 Sheboygan Avenue, P.O. Box 7965, Rm. 451, Madison, WI 53707.

ADDITIONAL SPECIAL PROVISION 3

DISADVANTAGED BUSINESS ENTERPRISE (DBE) PROGRAM IMPLEMENTATION

Authority

Wisconsin Department of Transportation (WisDOT) is a recipient of funds from the US Department of Transportation's Federal Highway Administration. The DBE program is a federal program applicable on all contracts administered by WisDOT that include federal-aid highway funds. The authority for the DBE program is the Transportation Bill as approved by Congress periodically. DBE program guidance and requirements are outlined in the Code of Federal Regulations at 49 CFR Part 26. This contract is subject to DBE provisions because it is financed with federal-aid-highway funds. Additionally, this contract is subject to the *State of Wisconsin Standard Specifications for Highway and Structure Construction* and all applicable contract documents.

Requirements

Pursuant to the federal DBE program regulation at 49 CFR Part 26, a contractor's failure to comply with any provision of the DBE program regulatory provisions will be considered a material breach of contract. This is nonnegotiable.

If a contractor fails to carry out the DBE program requirements and/or the Required Contract Provisions for Federal Aid Contracts (FHWA 1273) referenced in this document, sanctions will be assessed depending upon the facts, reasoning, severity, and remedial efforts of the contractor that may include: termination of contract, withholding payment, assessment of monetary sanctions, and/or suspension/debarment proceedings that could result in the disqualification of the contractor from bidding for a designated period of time.

- (1) At time of bid, ALL prime contractors shall submit Form DT1506 (Commitment to Subcontract to DBE), and signed Attachments A. If the assigned DBE contract goal is not met, Form DT1202 (Documentation of Good Faith Effort) is due at time of bid. Supplemental DT1202 documentation is due within 24-hours of bid closing, submitted to the DBE Alert email box. Any change to DBE commitments thereafter must follow Modification of DBE Subcontracting Commitment (Section 9).
- (2) The Department requires this list of DBE subcontractors from all bidders at time of bid to ensure the lowest possible cost to taxpayers and fairness to other bidders and subcontractors. Bid Shopping is prohibited.
- (3) The contractor shall utilize the specific DBE firms listed on the approved Form, DT1506, to perform the work and/or supply the materials for which the DBE firm is listed unless the contractor obtains written consent from WisDOT. The contractor shall not be entitled to payment for any work or materials on the approved DT1506 that is not performed or supplied by the listed DBE without WisDOT's written consent.

Description

The Wisconsin Department of Transportation is committed to the compliant administration of the DBE Program. The DBE provisions work in tandem with FHWA 1273 and WisDOT's Standard Specifications and Construction Materials Manual. The WisDOT Secretary is signatory to assurances of department-wide compliance.

The department assigns the contract DBE goal as a percentage of work items that could be performed by certified DBE firms on the contract. The assigned DBE goal is expressed on the bid proposal as a percentage applicable to the total contract bid amount.

- (1) WisDOT identifies the assigned DBE goal in its contract advertisements and posts the contract DBE goal on the cover of the bidding proposal. The contractor can meet the assigned contract DBE goal by subcontracting work to a DBE firm or by procuring services or materials from a DBE firm.

- (2) Under the contract, the prime contractor should inform, advise, and develop participating DBE firms to be more knowledgeable contractors who are prepared to successfully complete their contractual agreement through the proactive provision of assistance in the following areas:
 - § Produce accurate and complete quotes
 - § Understand highway plans applicable to their work
 - § Understand specifications and contract requirements applicable to their work
 - § Understand contracting reporting requirements
- (3) The department encourages contractors to assist DBE subcontractors more formally by participating in WisDOT's Business Development program as a mentor, coach, or resource. For comprehensive information on the Disadvantaged Business Enterprise Program, visit WisDOT's Civil Rights and Compliance Section website at: <http://wisconsindot.gov/Pages/doing-bus/civil-rights/dbe/default.aspx>

1. Definitions

Interpret these terms, used throughout this additional special provision, as follows:

- a. **Assigned DBE Contract Goal:** The percentage shown on the cover of the Highway Work Proposal that represents the feasible level of DBE participation for each contract. The goal is calculated using the Engineer's Estimate and DBE Interest Report. Goal assignment includes review of FHWA funds, analyzes bid items for subcontract opportunity and compatibility with DBE certified firm work codes. Additional factors considered include proximity, proportion, and regulations.
- b. **Bid Shopping:** In construction law, bid shopping is the practice of divulging a subcontractor's bid to another prospective contractor(s) before or after the award of a contract to secure a lower bid.
- c. **DBE:** Disadvantaged Business Enterprise- for-profit small business concern where socially and economically disadvantaged individuals own at least a 51% interest and control management and daily business operations.
- d. **DBE Commitment:** The DBE Commitment is identified in the Commitment to Subcontract to DBE (Form DT1506) and is expressed as the amount of DBE participation the prime contractor has secured. The DT1506, a contract document completed by the bidder, is required to be considered a responsive bidder on an FHWA-funded contract that has an assigned DBE goal.
- e. **DBE Utilization:** The actual participation of a DBE subcontractor on a project. WisDOT verifies DBE utilization through review of Form DT1506, payments to subcontractors, and contract documentation. The Prime Contractor receives DBE credit for payments made to the DBE firms performing the work listed on the approved Form DT1506, and those submitted after approved commitment with Attachment A.
- f. **Good Faith Effort:** Legal term describing a diligent and honest effort taken by a reasonable person under the same set of facts or circumstances. For DBE subcontracting, the bidder must show that it took all necessary and reasonable steps to achieve the assigned DBE goal by the scope, intensity, and appropriateness of effort that could reasonably be expected for a contractor to obtain sufficient DBE participation.
- g. **Manufacturer:** A firm that operates or maintains a factory or establishment that produces, on the premises, the materials, supplies, articles, or equipment required under the contract.
- h. **Reasonable Price:** Contractors are expected to assess reasonable price by analyzing the contract scope for DBE subcontract feasibility and comparing common line items in DBE and non-DBE subcontract quotes for the same work. Per federal regulation, reasonable price is not necessarily the lowest price.

- i. **Supplier:** A firm that owns, operates, or maintains a store, warehouse, or other establishment in which the materials, supplies, articles, or equipment required under the contract are bought, kept in stock, and regularly sold or leased to the public.
- j. **Tied quote:** Subcontractor quote that groups multiple bid/line items at a bundled/package price with a notation that the items within the quote shall not be separated.

2. WisDOT DBE Program Compliance

a. Documentation Submittal

The Commitment to Subcontract to DBE (Form DT1506) and signed Attachments A shall be submitted at bid by ALL prime contractors. If the assigned DBE contract goal is not met, Documentation of Good Faith Effort (Form DT1202) is due at time of bid. Supplemental DT1202 documentation is due within 24-hours of bid closing, submitted to the DBE Alert email box.

Naming conventions: When emailing files, please use the following language to identify your submission-
"Project #, Proposal #, Let date, Business Name, GFE" Email: DBE_Alert@dot.wi.gov

The DBE Office will not certify Good Faith Effort and the Bureau of Project Development will consider the bid nonresponsive if the contractor fails to furnish the Form DT1506, Attachments A, and Form DT1202 if applicable, as required. See sample forms in the Appendix.

b. Verification of DBE Commitment

The documentation related to DBE subcontract commitment submitted prior to contract award is evaluated as follows:

(1) DBE Goal Met

If the bidder indicates that the contract DBE goal is met, the department will evaluate Form DT1506 and Attachments A to verify the actual DBE percentage calculation. If the DBE commitment is verified, the contract is eligible for award with respect to the DBE commitment.

(2) DBE Goal Not Met

- a) If the bidder indicates a bid percentage on Form DT1506 that does not meet the assigned DBE contract goal, the bidder must request alternative evaluation of good faith effort through submission of Form DT1202 (Documentation of Good Faith Effort) at the time of bid including narrative description. Supplementary documentation of good faith effort that supports the DT1202 submission is due within 24-hours of bid submission and prior to bid posting. The department will review the bidder's DBE commitment and evaluate the bidder's good faith efforts submission.
- b) Following evaluation of the bidder's Good Faith Effort documentation the bidder will be notified that the department intends to:
 - 1. *Approve* the request (adequate documentation of GFE has been submitted)- no conditions placed on the contract with respect to the DBE commitment;
 - 2. *Deny* the request (inadequate documentation of GFE has been submitted)- the contract is viewed as non-responsive per Wisconsin Standard Specifications for Highway and Structure Construction and will not be executed.
- c) If the department denies the bidder's request, the contract is ineligible for award. The department will provide a written explanation for denying the request to the bidder. The bidder may appeal the department's denial (see Section 4).

Supplemental good faith effort documentation must be submitted to the DBE Office by email at: DBE_Alert@dot.wi.gov or by postal mail - ATTN: DBE Office, PO Box 7986, Madison, WI 53707-7986. Email naming convention: "Project #, Proposal #, Let date, Business Name, GFE"

3. Department's Criteria for Good Faith Effort Documentation

The Federal-aid Construction Contract Provision, referenced as FHWA-1273, explicitly states that the prime contractor shall be responsible for all work performed on the contract by piecework, station work, or subcontract. The contractor shall take all necessary and reasonable steps to ensure nondiscrimination in the administration of the contract including assurances of equal employment opportunity laws, DBE regulations, and affirmative action. Compliance encompasses responsible and responsive action, documentation, and good faith effort.

Contractually, all contractors, subcontractors, and service providers on the contract are bound by FHWA 1273 and DBE program provisions. **Prime contractors should encourage subcontractors to utilize DBE firms whenever possible to contribute to the assigned DBE contract goal.**

Bidders are required to document good faith effort. Per 49 CFR Part 26.53, good faith effort is demonstrated in one of two ways. The bidder:

- (1) Documents that it has obtained enough DBE participation to meet the goal; OR
- (2) Documents that it made adequate good faith efforts to meet the goal, even though it did not succeed

Appendix A of 49 CFR Part 26 provides guidance concerning good faith efforts. WisDOT evaluates good faith effort on a contract basis just as each contract award is evaluated individually.

The efforts employed by the bidder should be those that WisDOT can reasonably expect a bidder to take to actively and aggressively obtain DBE participation sufficient to meet the DBE contract goal. The department will only approve demonstration of good faith effort if the bidder documents the quality, quantity, and intensity of the variety of activities undertaken that are commensurate with expected efforts to meet the stated goal.

The department, in conjunction with industry stakeholders, has developed the following guidance for contractor good faith effort activity. The guidance and the attached appendices provide a framework for the actions required by all parties in the processing and evaluation of bidder's total efforts to achieve the project specific DBE goal prior to the bid letting date.

a. Solicitation guidance for Prime Contractors:

- (1) Document all efforts and decisions made toward achieving the DBE goal on the contract. The bidder should use WisDOT-approved DBE outreach tools, including the UCP DBE Directory and the Bid Express Small Business Network to foster DBE participation on all applicable contracts.
- (2) As needed, request assistance with DBE outreach and follow-up by contacting the department's DBE Support Services Office by phone or email request at least 14 days prior to the bid letting date. Phone numbers are (414) 438-4584 and/or (608) 267-3849; Fax: (414) 438-5392; E-mail: DBE_Alert@dot.wi.gov
- (3) Participate in and document a substantive conversation with at least one DBE firm per Let, to discuss questions, concerns, and any other contract related matters that may be applicable to the DBE firm. Guidelines for this conversation are provided in Appendix A of ASP-3.
- (4) Request quotes by identifying potential items to subcontract and solicit. In their initial contacts, contractors are strongly encouraged to include a single page, detailed list of items for which they are accepting quotes, by project, within a letting. *See attached sample entitled "Sample Contractor Solicitation Letter" in Appendix B.* Prime contractors should also indicate a willingness to accept quotes in areas they are planning to perform themselves, as required by federal rules. In some cases, it might be appropriate to use DBE firms to do work in a prime contractor's area of specialization.

- i. Solicit quotes from certified DBE firms who match possible items to subcontract using all reasonable and available means. Additionally, forward copies of solicitations highlighting the work areas for which quotes are being sought to DBE_Alert@dot.wi.gov
 - ii. Acceptable outreach tools include SBN (Small Business Network, see Appendix C):
<https://www.bidx.com/wi/main>, postal mail, email, fax, and phone.
 - a. Contractors must ask DBE firms for a response in their solicitations. See *Sample Contractor Solicitation Letter*, Appendix B. This letter may be included as an attachment to the sub-quote request.
 - b. Solicit quotes at least 10 calendar days prior to the letting date to allow DBE firms sufficient time to respond. Prime contractors should contact DBE firms early, asking if they need help organizing their quote, assistance confirming equipment needs, or other assistance supporting their submission of a competitive quote for their services.
 - c. A follow up solicitation should take place within 5 calendar days of the letting date. Email and/or SBN are the preferred method for the solicitation.
 - iii. Upon request, provide interested DBE firms with adequate information about plans, specifications, and the requirements of the contract by letter, information session, email, phone call, and/or referral.
 - iv. When potential exists, the contractor should advise interested DBE firms on how to obtain bonding, line of credit, or insurance if requested.
 - v. Document DBE firm's interest in quoting by taking appropriate steps to follow up initial solicitation with:
 - a. Email to all prospective DBE firms in relevant work areas
 - b. Phone call log to DBE firms who express interest via written response or call
 - c. Fax/letter confirmation
 - d. Signed copy of record of subcontractor outreach effort
- b. Guidance for Evaluating DBE quotes
- (1) Quote evaluation practices required to evaluate DBE quotes:
 - i. Reasonable Price: Contractors are expected to assess reasonable price by analyzing the contract scope for DBE subcontract feasibility and comparing common line items in DBE and non-DBE subcontract quotes for the same work. Per federal regulation, reasonable price is not necessarily the lowest price. See 49 CFR Part 26, Appendix A. IV.D(2).
 - (2) Documentation submitted by the prime of the following evaluation is required to evaluate DBE quotes by contractors:
 - i. Evaluation of DBE firm's ability to perform "possible items to subcontract" using legitimate reasons, including but not limited to, **a discussion** between the prime and DBE firm regarding its capabilities prior to the bid letting. If lack of capacity is the reason for not utilizing the DBE firm's quote, the prime is required to contact the DBE by phone and email regarding their ability to perform the work indicated in the UCP directory listed as their work area by NAICS code. Only the work area indicated by the NAICS code(s) listed in the UCP directory can be counted toward DBE credit. Documentation of the conversation is required.
 - a. In striving to meet an assigned DBE contract goal, contractors are expected to use DBE quotes that are responsive and reasonable. This includes DBE quotes that are not the low quote.
 - b. Additional evaluation - Evaluation of DBE quotes with tied bid items. Typically, this type of quoting represents a cost saving but is not clearly stated as a discount. Tied quotes are usually presented as an 'all or none' quote. When non-DBE subcontractors submit tied bid items in their quotes, the DBE firm's quote may not appear competitive. In such a case, the following steps are taken in comparing the relevant quotes. These are qualitative examples:
 - i. Compare bid items common to both quotes, noting the reasonableness in the price comparison.

- ii Review quotes from other firms for the bid items not quoted by the DBE firm to see if combining both can provide the same competitive advantage that the tied bid items offered.

See Appendix D – *Good Faith Effort Evaluation Measures* and Appendix E - *Good Faith Effort Best Practices*.

- c. Requesting Good Faith Effort Evaluation: At the time of bid- if the DBE goal is not met in full, the prime contractor must request alternative Good Faith Effort Evaluation using form DT1202- Documentation of Good Faith Effort. Supplementary documentation of good faith effort that supports the DT1202 submission is due within 24-hours of bid submission and prior to bid posting. Supporting documentation for the DT1202 is to include the following:
- (1) Solicitation Documentation: The names, addresses, email addresses, and telephone numbers of DBE firms contacted along with the dates of both initial and follow-up contact; electronic copies of all written solicitations to DBE firms. A printed copy of SBN solicitation is acceptable.
 - (2) Selected Work Items Documentation: Identify economically feasible work units to be performed by DBEs to include activities such as: list of work items to be performed; breaking up of large work items into smaller tasks or quantities; flexible time frames for performance and delivery schedules.
 - (3) Documentation of Project Information provided to interested DBEs: A description of information provided to the DBE firms regarding the plans, specifications, and estimated quantities for portions of the work to be performed by that DBE firm.
 - (4) Documentation of Negotiation with Interested DBEs: Provide sufficient evidence to demonstrate that good faith negotiations took place. Merely sending out solicitations requesting bids from DBEs does not constitute sufficient good faith efforts.
 - (5) Documentation of Sound Reasoning for Rejecting DBEs and copies of each quote received from a DBE firm and, if rejected, copies of quotes from non-DBEs for same items.
 - (6) Documentation of Assistance to Interested DBEs- Bonding, Credit, Insurance, Equipment, Supplies/Materials
 - (7) Documentation of outreach to Minority, Women, and Community Organizations and other DBE Business Development Support: Contact organizations and agencies for assistance in contacting, recruiting, and providing support to DBE subcontractors, suppliers, manufacturers, and truckers at least 14 days before bid opening. Participate in or host activities such as networking events, mentor-protégé programs, small business development workshops, and others consistent with DBE support.

Naming conventions: When emailing files, please use the following language to identify your submission- "Project #, Proposal #, Let date, Business Name, GFE" Email: DBE_Alert@dot.wi.gov

If the Good Faith Effort documentation is deemed adequate, the request will be approved and the DBE office will promptly notify the Prime Contractor and Bureau of Project Development.

If the DBE Office denies the request, the Prime Contractor will receive written correspondence outlining the reasons. The department encourages the Prime Contractor to communicate with DBE staff to clarify any questions related to meeting goals and/or contractor demonstration of good faith efforts.

If the contract is awarded, the Prime Contractor must obtain written consent from the DBE Office to change or replace any DBE firm listed on the approved Form DT1506. No contractor, prime or subsequent tier, shall be paid for completing work assigned to a DBE subcontractor on an approved DT1506 unless WisDOT has granted permission for the reduction, replacement, or termination of the assigned DBE in writing. If a prime contractor or a subcontractor on any tier uses its own forces to perform work assigned to a DBE on an approved DBE commitment, **they will not be paid for the work**. Any changes to DBE commitment after the approval of Form DT1506 must be reviewed and approved by the DBE Office prior to the change (see Section 9).

4. Bidder's Documentation of Good Faith Effort Evaluation Request Appeal Process

A bidder can appeal the department's decision to deny the bidder's demonstration of Good Faith Effort through Administrative Reconsideration. The bidder must provide a written justification refuting the specific reasons for denial as stated in the department's denial notice. The bidder may meet in person with the department if so requested. Failure to appeal within 5 business days after receiving the department's written notice denying the request constitutes a forfeiture of the bidder's right of appeal. Receipt of appeal is confirmed by email date stamp or certified mail signed by WisDOT staff. A contract will not be executed without documentation that the DBE provisions have been fulfilled.

The department will appoint a representative who did not participate in the original good faith effort determination, to assess the bidder's appeal. The department will issue a written decision within 5 business days after the bidder presents all written and oral information. In that written decision, the department will explain the basis for finding that the bidder did or did not demonstrate an adequate good faith effort to meet the contract DBE goal. The department's decision is final.

5. Determining DBE Eligibility

Directory of DBE firms

- a. The only resource for DBE firms certified in the State of Wisconsin is the Wisconsin Unified Certification Program (UCP) DBE Directory. WisDOT maintains a current list of certified DBE firms at: <http://wisconsindot.gov/Documents/doing-bus/civil-rights/dbe/dbe-ucp-directory.xlsx>
- b. The DBE Program office is available to assist with contracting DBE firms:(608) 267-3849.
- c. DBE firms are certified based on various factors including the federal standards from the Small Business Administration that assigns a North American Industrial Classification (NAICS) Codes. DBE firms are only eligible for credit when performing work in their assigned NAICS code(s). If a DBE subcontractor performs work that is not with its assigned NAICS code, the prime contractor should contact the DBE Office to inquire about compatibility with the Business Development Program.

6. Counting DBE Participation

Assessing DBE Work

The department will only count the DBE usage towards the contract DBE goal if the DBE firm is certified as a DBE by one of the UCP agencies. The department only counts the value of the work a DBE actually performs towards the DBE goal. The department assesses the DBE work as follows:

- a. The department counts work performed by the DBE firm's own resources. The department includes the cost of materials and supplies the DBE firm obtains for the work. The department also includes the cost of equipment the DBE firm leases for the work. The department will not include the cost of materials, supplies, or equipment the DBE firm purchases or leases from the prime contractor or its affiliate, with the exception of non-project specific leases the DBE has in place before the work is advertised.
- b. The department counts fees and commissions the DBE subcontractor charges for providing bona fide professional, technical, consultant, or managerial services. The department also counts fees and commissions the DBE charges for providing bonds or insurance. The department will only count costs the program engineer deems reasonable based on experience or prevailing market rates.

- c. If a DBE firm subcontracts work, the department counts the value of the work subcontracted to a DBE subcontractor.
- d. The contractor shall maintain records and may be required to furnish periodic reports documenting its performance under this item.
- e. It is the Prime Contractor's responsibility to determine whether the work that is committed and/or contracted to a DBE firm can be counted for DBE credit by referencing the work type and NAICS code listed for the DBE firm on the Wisconsin UCP DBE Directory.
- f. It is the Prime Contractor's responsibility to assess the DBE firm's ability to perform the work for which it is committing/contracting the DBE to do. Note that the department encourages the Prime Contractor to assist and develop DBE firms to become fully knowledgeable contractors to successfully perform on its contracts.
- g. The Prime Contractor shall inform the DBE office via email of all DBE subcontractors added to the project following execution of the contract. The Prime Contractor may omit submission of another form DT1506, but must submit signed Attachment A forms for additional DBE firms.
- h. See Section 7 for DBE credit evaluation for Trucking and Section 8 for DBE credit evaluation for Manufacturers, Suppliers, and Brokers

Naming conventions: When emailing files, please use the following language to identify your submission-
"Project #, Proposal #, Let date, Business Name, Attachment A" Email: DBE_Alert@dot.wi.gov

*Note: A sublet request is required for DBE work, regardless of subcontract tier, and also for reporting materials or supplies furnished by a DBE.

- Sublet Requests via form DT1925 or WS1925 are required for 1st Tier DBEs
- For all 2nd Tier and below notification of DBE sublet is indicated by the contractor entering them in CRCS

7. Credit Evaluation for Trucking

All bidders are expected to adhere to the department's current trucking policy posted on the HCCI website at: <http://wisconsin.gov/Documents/doing-bus/civil-rights/dbe/trucking-utilization-policy.pdf>

The prime contractor is responsible for ensuring that all subcontractors including trucking firms, receive Form FHWA 1273: <https://www.fhwa.dot.gov/programadmin/contracts/1273/1273.pdf>

See Section 8 for Broker credit.

8. Credit Evaluation for Manufacturers, Suppliers, Brokers

The department will calculate the amount of DBE credit awarded to a prime using a DBE firm for the provisions of materials and supplies on a contract-by-contract basis. The department will count the material and supplies that a DBE firm provides under the contract for DBE credit based on whether the DBE firm is a manufacturer, supplier, or broker. Generally, DBE credit is determined through evaluation of the DBE owner's role, responsibility, and contribution to the transaction. Maximum DBE credit is awarded when the DBE firm manufactures materials or supplies. DBE credit decreases when the DBE firm solely supplies materials, and minimal credit is allotted when the DBE firm's role is administrative or transactional. It is the bidder's responsibility to confirm that the DBE firm is considered a supplier or a manufacturer before listing them on Commitment to Subcontract to DBE form DT1506.

a. Manufacturers

- (1) A manufacturer is a firm that operates or maintains a factory or establishment that produces, on the premises, the materials, supplies, articles, or equipment required under the contract and of the general character described by the specifications.
- (2) If the materials or supplies are obtained from a DBE manufacturer, **100%** percent of the cost of the materials or supplies counts toward DBE goals.

b. Regular Dealers of Material and/or Supplies

- (1) Supplies purchased in bulk from DBE firms at the beginning of the season may be credited to current contracts if submitted with appropriate documentation to the DBE office.
- (2) A regular dealer is a firm that owns, operates, or maintains a store, warehouse, or other establishment in which the materials, supplies, articles or equipment of the general character described by the specifications and required under the contract are bought, kept in stock, and regularly sold or leased to the public in the usual course of business.
- (3) If the materials or supplies are purchased from a DBE regular dealer, count **60%** percent of the cost of the materials or supplies toward DBE goals.
- (4) At a minimum, a regular dealer must meet the following criteria to be counted for DBE credit:
 - i. The DBE firm must be an established, regular business that engages, as its principal business and under its own name, in the purchase and sale or lease of the products in question.
 - ii. The DBE firm must both own and operate distribution equipment for the product--bulk items such as petroleum products, steel, cement, gravel, stone, or asphalt. If some of the distribution equipment is leased, the lease agreement must accompany the DBE Commitment form for evaluation of the dealer's control before the DBE office approves the DBE credit.
- (5) When DBE suppliers are contracted, additional documentation must accompany form DT1506 and Attachment A forms. An invoice or bill-of-sale that includes names of the bidder and the DBE supplier, along with documentation of the calculations used as the basis for the purchase agreement, subcontract, or invoice. WisDOT recognizes that the amount on the Attachment A form may be more or less than the amount on the invoice per b.(1) above.
 - i. The bidder should respond to the following questions and include with submission of form DT1506:
 - a. What is the product or material?
 - b. Is this item in the prime's inventory or was the item purchased when contract was awarded?
 - c. Which contract line items were referenced to develop this quote?
 - d. What is the amount of material or product used on the project?

c. Brokers, Transaction Expeditors, Packagers, Manufacturers' Representatives

- (1) No portion of the cost of the materials, supplies, services themselves will count for DBE credit. However, WisDOT will evaluate the fees or commissions charged when a prime purchases materials, supplies, or services from a DBE certified firm which is neither a manufacturer nor a regular dealer, namely: brokers, packagers, manufacturers' representatives, or other persons who arrange or expedite transactions.
- (2) Brokerage fees are calculated as **10%** of the purchase amount.
- (3) WisDOT may count the amount of fees or commissions charged for assistance in the procurement of the materials and supplies, fees, or transportation charges for the delivery of materials or supplies required on a job site.
- (4) Evaluation of DBE credit includes review of the contract need for the item/service, the sub-contract or invoice for the item/service, and a comparison of the fees customarily allowed for similar services to determine whether they are reasonable.

9. DBE Commitment Modification Policy (Formerly “DBE Replacement Policy”)

A. Issuing a Contract Change Order

Any changes or modifications to the contract once executed are considered contract modifications and as such require a change order. In addition, the DBE office must provide consent for reduction, termination, or replacement of subcontractors approved on the DT1506 *in advance* of the modification for the prime contractor to receive payment for work or supplies. Additions to the DBE commitment do not require advance notification of the DBE office. (see D below)

Contractor Considerations

1. A prime contractor cannot modify the DBE commitment through reduction in participation, termination, or replacement of a DBE subcontractor listed on the approved DT1506 without prior written consent from the DBE Office. This includes, but is not limited to, instances in which a prime contractor seeks to perform work originally designated for a DBE subcontractor with its own forces or those of an affiliate, a non-DBE firm, or with another DBE firm.
2. If a prime contractor reduces participation, replaces, or terminates a DBE subcontractor who has been approved for DBE credit toward its contract, the prime is required to provide documentation supporting its inability to fulfill the contractual commitment made to the department regarding the DBE utilization.
3. The Prime Contractor is required to demonstrate efforts to find another DBE subcontractor to perform at least the same amount of work under the contract as the DBE subcontractor that was terminated, to the extent needed to meet the assigned DBE contract goal.
4. When additional opportunity is available by contract modifications, the Prime Contractor must utilize DBE subcontractors that were committed to equal work items, in the original contract.
5. In circumstances when a DBE subcontractor fails to complete its work on the contract for any reason, or is terminated from a contract, the Prime Contractor must undertake efforts to maintain its commitment to the assigned DBE goal.
6. The DBE subcontractor should communicate with the Prime Contractor regarding its schedule and capacity in the context of the contract. If the DBE firm anticipates that it cannot fulfill its subcontract, they shall advise the Prime Contractor and suggest a DBE subcontractor that may replace their services and provide written consent to be released from its subcontract.

(a) Before the Prime Contractor can request modification to the approved DT1506, the Prime Contractor must:

- i. Make every effort to fulfill the DBE commitment by working with the listed DBE subcontractor to ensure that the firm is fully knowledgeable of the Prime Contractor's expectations for successful performance on the contract. Document these efforts in writing.
- ii. If those efforts fail, provide written notice to the DBE subcontractor of the Prime Contractor's intent to request to modify the commitment through reduction in participation, termination, and/or replacement of the subcontractor including the reason(s) for pursuing this action.
- iii. Copy the DBE Office on all correspondence related to changing a DBE subcontractor who has been approved for DBE credit on a contract, including preparation and coordination efforts.
- iv. Clearly state the amount of time the DBE firm has to remedy and/or respond to the notice of intent to replace/terminate. The DBE must be allowed five days from the date notice was received as indicated by email time stamp or signed certified mail, to respond, in writing. **EXCEPTION:** The Prime Contractor must provide a verifiable reason for a response period shorter than five days. For example, a WisDOT project engineer or project manager confirms that WisDOT has eliminated an item the DBE subcontractor was contracted for.

- v. The DBE subcontractor must acknowledge the contract modification with written response to the Prime Contractor and the DBE Office. If objecting to the subcontract modification, the DBE subcontractor must outline the basis for objection to the proposed modification, providing sound reasoning for WisDOT to reject the prime's request.

B. Request to Modify DBE Subcontracting Commitment

The written request referenced above may be delivered by email or fax. The request must contain the following:

1. Project ID number
2. WisDOT Contract Project Engineer's name and contact information
3. DBE subcontractor name and work type and/or NAICS code
4. Contract's progress schedule
5. Reason(s) for requesting that the DBE subcontractor be replaced or terminated
6. Attach/include all communication with the DBE subcontractor to deploy/address/resolve work completion

Naming conventions: When emailing files, please use the following language to identify your submission- "Project #, Proposal #, Let date, Business Name, MODIFICATION" Email: DBE_Alert@dot.wi.gov + Project Engineer

WisDOT will review the request and any supporting documentation submitted to evaluate if the circumstance and the reasons constitute good cause for replacing or terminating the approved DBE subcontractor.

Good Causes to Replace a DBE subcontractor according to the federal DBE program guidelines {49 CFR part 26.53}

- The listed DBE subcontractor fails or refuses to execute a written contract
- The listed DBE subcontractor fails or refuses to perform the work of its subcontract in a way consistent with normal industry standards. Provided, however, that good cause does not exist if the failure or refusal of the DBE subcontractor to perform its work on the subcontract results from the bad faith or discriminatory action of the prime contractor
- The listed DBE subcontractor fails or refuses to meet the prime contractor's reasonable, nondiscriminatory bond requirements
- The listed DBE subcontractor becomes bankrupt, insolvent, or exhibits credit unworthiness
- The listed DBE subcontractor is ineligible to work on public works projects because of suspension and debarment proceedings pursuant 2 CFR Parts 180, 215, and 1,200 or applicable state law
- The prime has determined that the listed DBE subcontractor is not a responsible contractor
- The listed DBE subcontractor voluntarily withdraws from the project and provides written notice of its withdrawal
- The listed DBE subcontractor is ineligible to receive DBE credit for the type of work required
- A DBE firm owner dies or becomes disabled with the result that the listed DBE subcontractor is unable to complete its work on the contract

C. Evaluation and Response to the Request

WisDOT's timely response to the Prime Contractor's request for modification of the approved DBE subcontracting commitment will be provided to the prime and the WisDOT project engineer via email.

If WisDOT determines that the Prime Contractor's basis for reduction in participation, replacement, or termination of the DBE subcontractor is not consistent with the good cause guidelines, the DBE office will provide a response via email within 48-hours of receipt of request from the Prime Contractor as indicated by email time stamp. The communication will include: the requirement to utilize the committed DBE, actions to support the completion of the contractual commitment, a list of available WisDOT support services, and administrative remedies, including withholding payment to the prime, that may be invoked for failure to comply with federal DBE guidelines for DBE replacement.

The WisDOT contact for all actions related to modification of the approved Form DT1506 is the DBE Program Engineer who can be reached at DBE_Alert@dot.wi.gov or (608) 264-9528.

D. DBE Utilization beyond the approved DBE Commitment (Form DT1506)

When the prime or a subcontractor increases the scope of work for an approved DBE subcontractor or adds a DBE subcontractor who was not on the approved form DT1506 at any time after contract execution, this is referred to as voluntary DBE contract goal achievement. The contractor must follow these steps to ensure that the participation is accurately credited toward the DBE goal:

- a. Forward a complete, signed Attachment A form to the DBE Office. A complete Attachment A includes DBE subcontractor contact information, signatures, subcontract value, and description of the work areas to be performed by the DBE. The DBE Office will verify the DBE participation and revise the DT1506 based on the email/discussion and the new Attachment A.
- b. When adding to an existing DBE commitment, submit a new Attachment A to the DBE Alert mailbox
- c. OR Submit a final Attachment A to DBE Alert during the Finals Process when Compliance receives notice of “Substantially Complete”

Naming conventions: When emailing files, please use the following language to identify your submission- “Project #, Proposal #, Let date, Business Name, New Attachment A” Email: DBE_Alert@dot.wi.gov

Special note on trucking

- DBE truckers added to the sublets in CRCS *will* be approved without DBE credit (You will see a “N” in CRCS instead of “Y”)
- Prime Contractors may enter a “place holder” e.g. \$1000.00, for DBE Trucking in CRCS if the full amount of trucking is unknown for sublet purposes only
- The hiring contractor may obtain the Attachment A with DBE signature included but the **Prime Contractor** must sign the Attachment A before submitting

10. Commercially Useful Function

- a. Commercially Useful Function (CUF) is evaluated after the contract has been executed, while the DBE certified firm is performing contracted work items.
- b. The department uses Form DT1011, DBE Commercially Useful Function Review and Certification to evaluate if the DBE is performing a commercially useful function. WisDOT counts expenditures of a DBE toward the DBE goal only if the DBE is performing a commercially useful function on that contract.
- c. A DBE firm is performing a commercially useful function if the following conditions are met:
 - (1) For contract work, the DBE is responsible for executing a distinct portion of the work and is carrying out its responsibilities by actually performing, managing, and supervising that work.
 - (2) For materials and supplies, the DBE is responsible for negotiating price, determining quality and quantity, ordering, and paying for those materials and supplies.

11. Credit Evaluation for DBE Primes

WisDOT calculates DBE credit based on the amount and type of work performed by DBE certified firms for work submitted with required documentation. If the prime contractor is a DBE certified firm, the department will only count the work that the DBE prime performs with its own forces for DBE neutral credit. The department will also calculate DBE credit for work performed by any other DBE certified subcontractor, DBE certified supplier, and DBE certified manufacturer on the contract in each firm’s approved NAICS code/work

areas that are submitted with required documentation. Crediting for manufacturers and suppliers is calculated consistent with Section 8 of this document and 49 CFR Part 26.

12. Joint Venture

If a DBE performs as a participant in a joint venture, the department will only count the portion of the total dollar value of the contract equal to the portion of the work that the DBE performs with its own forces, for DBE credit.

13. Mentor-Protégé

- a. If a DBE performs as a participant in a mentor-protégé agreement, the department will credit the portion of the work performed by the DBE protégé firm.
- b. DBE credit is evaluated and confirmed by the DBE Office for any contracts on which the mentor-protégé team identifies itself to the DBE Office as a current participant of the Mentor-Protégé Program.
- c. Refer to WisDOT's Mentor-Protégé guidelines for guidance on the number of contracts and amount of DBE credit allowed on WisDOT projects.

14. Use of Joint Checks

The use of joint checks is allowable if it is a commonly recognized business practice in the material industry. A joint check is defined as a two-party check between a DBE subcontractor, a prime contractor, and the regular dealer or materials supplier who is neither the prime nor an affiliate of the prime. Typically, the prime contractor issues one check as payor to the DBE subcontractor and to the supplier jointly (to guarantee payment to the supplier) as payment for the material/supplies used by the DBE firm in cases where the DBE subcontractor and materials have been approved for DBE credit. The DBE subcontractor gains the opportunity to establish a direct contracting relationship with the supplier to potentially facilitate a business rapport that results in a line of credit or increased partnering opportunities.

The cost of material and supplies purchased by the DBE firm is part of the value of work performed by the DBE to be counted toward the goal. To receive credit, the DBE firm must be responsible for negotiating price, determining quality and quantity, ordering the materials, and installing (where applicable) and "paying for the material itself." See 49 CFR 26.55(c)(1).

The approval to use joint checks constitutes a commitment to provide further information to WisDOT, upon request by staff. WisDOT will allow the use of joint checks when the following conditions are met:

- a. The Prime Contractor must request permission to use joint checks from the DBE Office by submitting the Application to Use Joint Checks.
 - (1) Request should be made when Form DT1506 or when the Request to Sublet is submitted; the request will not be considered if submitted after the DBE Subcontractor starts its work.
 - (2) Approval/Permission must be granted prior to the issuance of any joint checks.
 - (3) The payment schedule for the supplier must be presented to the DBE office before the first check is issued.
 - (4) The joint check for supplies must be strictly for the cost of approved supplies.
- b. The DBE subcontractor is responsible for furnishing and/or installing the material/work item and is not an 'extra participant' in the transaction. The DBE firm's role in the transaction cannot be limited solely to signing the check(s) to release payment to the material supplier. At a minimum, the DBE subcontractor's tasks should include the following:
 - (1) The DBE subcontractor (not the prime/payor) negotiates the quantities, price, and delivery of materials.

- (2) The DBE subcontractor consents to sign/release the check to the supplier by signing the Application to Use Joint Checks after establishing the conditions and documentation of payment within the subcontract terms or in a separate written document.
- c. The Prime contractor/payor acts solely as a guarantor.
 - (1) The Prime Contractor agrees to furnish the check used for the payment of materials/supplies under the contract.
 - (2) The prime contractor/payor cannot require the subcontractor to use a specific supplier or the prime contractor's negotiated unit price.

15. Payment

Costs for conforming to this Additional Special Provision (ASP) and any associated DBE requirements are incidental to the contract.

Appendix A

Substantive Conversation Guidelines

The substantive conversation is critical to all bidders' demonstration of good faith effort to meet the DBE goal prior to bid opening. Relationship building between primes and subcontractors is crucial to DBE goal attainment. Responsible bidders seek to build rapport with potential DBE subcontractors to understand capacity, areas of expertise, and assess contracting feasibility. Bidders who compete for WisDOT contracts are specialty contractors responding to a growing and changing contract environment. Just as these specialists are responsible for care of the roads, they are likewise responsible for contributing to the health of the industry. The substantive conversation drives collaboration that will build industry health and capacity. The following is intended to provide guidance for such discussions but is not an exhaustive list. Contractors are encouraged to incorporate their existing strategies for cultivating business relationships as well.

Prior to Bid Opening- this discussion should happen as early as possible (WisDOT advertisements are released 5 weeks prior to each Let)

- Determine DBE subcontractor's interest in quoting
- If response indicates inexperience with quoting- offer support/assistance to the DBE in understanding the industry including fundamentals a subcontractor needs to know, required reading and/or resources.
- Assess their interest and experience in the road construction industry by asking questions such as:
 1. Have you competed for other WisDOT contracts? Ratio of competed/to wins
 2. Have you performed on any transportation industry contracts (locally or with other states)?
 3. What the largest contract you've completed?
 4. Have you worked in the industry: apprentice, journeyman, safety, inspection etc.?
 5. Does this project fit into your schedule? Are you working on any contracts now?
 6. Have you reviewed a copy of the plans? Are you comfortable performing within the scope and quantity considerations of this contract?
 7. What region do you work in? Home base?
 8. Which line items are you considering?
 9. Have you read/are you familiar with WisDOT Standard Specifications? Construction Material Manual?
 10. Do you understand where your work fits in the project schedule, project phases?

Following Bid Opening- this discussion can happen at any time

1. After reviewing their quote, note the following in your discussion:
 - Does the quote look complete? Irregular?
 - Are there errors in the quote? Are items very high or very low?
 - In general, does the quote look competitive?
2. Questions and Advice for the bidder to share with the potential DBE subcontractor:
 - What line items would typically be in a competitive quote for a subcontractor of their specialty?
 - How many employees and what is their role/experience/expertise in your firm?
 - Do you have resources for labor (union member, family-based, community-resourced) and capital (banking relationship, bond agent, CPA)?
 - Where have you worked: cities, states, government, commercial, residential/private sector, etc. Explain similarities or differences.
 - Refer them to reliable, trusted, industry resources that can educate or connect them to relevant resources, education/certification resources, more appropriate contract opportunities.
 - Discussion about prime contract and subcontract liability, critical path items, contract quantities, schedule risks, and potential profit/loss (for upcoming known projects or in general).
 - Discussion of bonding, insurance, and overall business risk considerations.

APPENDIX B
Sample Contractor Solicitation Letter Page 1
This sample is provided as a guide not a requirement

GFESAMPLE MEMORANDUM

TO: DBE FIRMS
FROM: POTENTIAL PRIME CONTRACTOR OR MAJOR SUBCONTRACTOR
SUBJECT: **REQUEST FOR DBE QUOTES**
LET DATE & TIME
DATE: MONTH DAY YEAR
CC: DBE OFFICE ENGINEER

Our company is considering bidding on the projects indicated on the next page, as a prime and/or a subcontractor for the Wisconsin Department of Transportation Month- date -year Letting. Page 2 lists the projects and work items that we may subcontract for this letting. We are interested in obtaining subcontractor quotes for these projects and work categories. Also note that we are willing to accept quotes in areas we may be planning to perform ourselves as required by federal rules.

Please review page 2, respond whether you plan to quote, highlight the projects and work items you are interested in performing and return it via fax or email within 3 days. Plans, specifications and addenda are available through WisDOT at the DBE Support Services office or at the Highway Construction Contract Information (HCCI) site at <http://roadwaystandards.dot.wi.gov/hcci/>

Your quote should include all of the costs required to complete the items you propose to perform including labor, equipment, material, and related bonding or insurance. The quote should note items that you are DBE certified to perform, tied items, and any special terms. Page 2, with the indicated projects and items you plan to quote, should be used as a cover sheet for your quote.

Please make every effort to have your quotes into our office by time deadline the prior to the letting date. ***Make sure the correct letting date, project ID and proposal number, unit price and extension are included in your quote.*** We prefer quotes be sent via SBN but prime's alternatives are acceptable. Our office hours are include hours and days.

Please call our office as soon as possible prior to the letting if you need information/clarification to prepare your quote at contact number.

If you wish to discuss or evaluate your quote in more detail, contact us after the contract is awarded. Status of the contract can be checked at WisDOT's HCCI site at <http://roadwaystandards.dot.wi.gov/hcci/>
 All questions should be directed to:

Project Manager, John Doe, Phone:
 (000) 123-4567
 Email: Joe@joetheplumber.com
 Fax: (000) 123- 4657

Sample Contractor Solicitation Letter Page 2
This sample is provided as a guide not a requirement

REQUEST FOR QUOTE

Prime's Name: _____
Letting Date: _____
Project ID: _____

Please check all that apply

- Yes, we will be quoting on the projects and items listed below
- No, we are not interested in quoting on the letting or its items referenced below
- Please take our name off your monthly DBE contact list
- We have questions about quoting this letting. Please have someone contact me at this number

Prime Contractor 's Contact
 Person

DBE

Contractor Contact Person

Phone: _____

Phone: _____

Fax: _____

Fax: _____

Email: _____

Email: _____

Please circle the jobs and items you will be quoting below

Proposal No.	1	2	3	4	5	6	7
County							

WORK DESCRIPTION:

Clearing and Grubbing	X		X	X		X	X
Dump Truck Hauling	X		X	X		X	X
Curb & Gutter/Sidewalk, Etc.	X		X	X		X	X
Erosion Control Items	X		X	X		X	X
Signs and Posts/Markers	X		X	X		X	X
Traffic Control		X	X	X		X	X
Electrical Work/Traffic Signals		X	X	X		X	
Pavement Marking		X	X	X	X	X	X
Sawing Pavement		X	X	X	X	X	X
QMP, Base	X	X		X	X	X	X
Pipe Underdrain	X			X			
Beam Guard				X	X	X	X
Concrete Staining							X

Trees/Shrubs	X						X
--------------	---	--	--	--	--	--	---

Again please make every effort to have your quotes into our office by **time deadline** prior to the letting date.

We prefer quotes be sent via SBN but **prime's preferred alternatives are acceptable.**

If there are further questions please direct them to the **prime contractor's contact person** at **phone number.**

Appendix C

Small Business Network (SBN) Overview

The Small Business Network is a part of the Bid Express® service that was created to ensure that prime bidders have a centralized online location to find subs - including small and disadvantaged business enterprises (DBEs). It is available for prime bidders to use as part of their Basic Service subscription. Within the Small Business Network, **Prime Contractors** can:

1. Easily select proposals, work types and items:
 - a. After adding applicable work types, select items that you wish to quote. Enter the sub-quote quantities and add comments, if desired. Adding or removing items and work types can be done quickly. If needed, you can save the sub-quote for later completion.
2. Create sub-quotes for the subcontracting community:
 - a. Create sub-quotes with ease using the intuitive sub-quote creator. In seven short steps, you can rapidly create a custom sub-quote directed to all subcontractors that bid on the applicable work types. Steps include: provide contact information and sub-quote expiration date, select letting and proposal, add work types and items, specify terms and conditions, upload attachments, and select vendors.
 - b. Create a sub-quote to send to subcontractors or suppliers that lists the items in a proposal that you want quoted
 - c. Create an unlimited number of sub-quotes for items you want quoted, and optionally mark them as a DBE preferred request.
 - d. Add attachments to sub-quotes.
3. View sub-quote requests & responses:
 - a. After logging into the Bid Express service, you can quickly review all of your sub-quote requests and all unsolicited sub-quote requests from subcontractors. To simplify the Small Business Network home screen, sub-quote requests can be hidden with one click if they are not applicable.
 - b. View or receive unsolicited sub-quotes that subcontractors have posted, complete with terms, conditions and pricing.
4. View Record of Subcontractor Outreach Effort:
 - a. For each sub-quote produced, a *Record of Subcontractor Outreach Effort* is generated that shows the response statistics for a particular sub-quote. If accepted by the letting agency, this report may serve as proof of a “Good Faith” effort in reaching out to the DBE community.
 - b. Easily locate pre-qualified and certified small and disadvantaged businesses.
 - c. Advertise to small and disadvantaged businesses more efficiently and cost effectively.
 - d. Document your interactions with subs/DBEs by producing an Outreach Report (may be accepted as proof of DBE outreach at the discretion of each agency).

The Small Business Network is a part of the Bid Express® service that was created to ensure that small businesses have a centralized area to access information about upcoming projects. It can help small businesses learn more about opportunities, compete more effectively, network with other contractors and subcontractors, and win more jobs. **DBE firms can:**

1. View and reply to sub-quote requests from primes:
 - a. After logging into the Bid Express service, you can quickly review all incoming sub-quote requests and all unsolicited sub-quotes created by your company. Receive notifications by selected work type. To simplify on the Small Business Network home screen, sub-quote requests can be filtered by work types relevant to your interests or hidden with one click if they are not applicable.
2. Select items when responding to sub-quote requests from primes:
 - a. You have the freedom to choose and price any number of items when responding to a sub-quote request. Quantities can be modified, and per-item comments are also available.
 - b. View requests for sub-quotes for work that primes have posted for projects they are bidding, add your pricing, terms, and conditions, and submit completed sub-quotes to the requesting primes.
 - c. Add attachments to a sub-quote.
3. Create and send unsolicited sub-quotes to specific contractors:
 - a. Create unsolicited sub-quotes with ease using the intuitive sub-quote creator. In eight short steps, you can rapidly create a custom sub-quote directed at any number of specific vendors of your choosing. Steps include: provide contact information and sub-quote expiration date, select letting and proposal, add work types and items, specify terms and conditions, upload attachments, and select vendors.
4. Easily select and price items for unsolicited sub-quotes:
 - a. After adding applicable work types, select items that you wish to quote. The extended price calculates automatically, cutting out costly calculation errors. Comments can be provided on a per-item basis as well.
 - b. Create an unsolicited sub-quote that lists the items from a proposal that you want to quote, include pricing, terms and conditions, and send it to selected prime/plan holder.
 - c. Add attachments to a sub-quote.
 - d. Add unsolicited work items to sub-quotes that you are responding to.
5. Easy Access to Valuable Information
 - a. Receive a confirmation that your sub-quote was opened by a prime.
 - b. View Bid Tab Analysis data from past bids, including the high, average and low prices of items.
 - c. View important notices and publications from DOT targeted to small and disadvantaged businesses.
6. Accessing Small Business Network for WisDOT contracting opportunities
 - a. If you are a contractor not yet subscribing to the Bid Express service, go to www.bidx.com and select "Order Bid Express." The Small Business Network is a part of the Bid Express Basic Service.
 - b. DBE firms can request a Bid Express Small Business Network Account at no cost by calling 414-438-4588.

APPENDIX D

Good Faith Effort Evaluation Measures *by categories referenced in DBE regulations*

Bidders must demonstrate that they took all necessary and reasonable steps to achieve the assigned DBE contract goal. For each contract, all bidders must submit documentation indicating the goal has been met or if falling short of meeting the assigned goal, must request a DBE Goal Waiver and document all efforts employed to secure DBE subcontractor participation on Form DT1202.

DBE staff analyze the bidder's documented good faith efforts to determine if action taken was sufficient to meet the goal. Sufficiency is measured contract-by-contract. WisDOT evaluates active and aggressive efforts, quality, quantity, scope, intensity, and appropriateness of the bidder's efforts as a scale of the principles of Good Faith outlined in 49 CFR Part 26, Appendix A. Additional emphasis is placed on the bidder's demonstration of timely submission of documentation and communication with DBE subcontractors, and business development initiatives undertaken to support DBE firm growth.

The following is a sample of good faith effort activities that are rated according to the accompanying rubric. Contractors are encouraged to identify additional activities that align with their business type(s).

- Personal, tailored solicitation to firms that specialize in work types planned or desired for subcontracting
- Follow up to initial solicitation via email or phone
- Substantive conversation including topics such as contract liability, critical path work items, schedule risks, and potential profit/loss
- SBN utilization including posting quotes
- Review and response to DBE quotes including provision of information about plans, specifications, and requirements as applicable
- Documentation requesting subcontractors support DBE goal by solicitation and inclusion of DBE subcontractor quotes
- Responsive and timely submission of organized documentation
- Analysis of number of DBE firms who do work types that you typically subcontract
- Analysis of number of DBE firms who reside in geographical areas where prime seeks work
- Analysis of firms who express interest in bidding/quoting including the number of firms who declined your solicitation
- Reference check of DBE subcontractor work or training (documentation of questions and response required)
- Number of different efforts undertaken to meet the assigned DBE goal as documented in accompanying Form DT1202
- Submission of all DBE quotes received matched with a variety of work to be performed by DBEs
- Number and names of DBE firms provided written advice, or referral to industry-specific business development resources
- Overall pattern of DBE utilization on all WisDOT contracts which may include contracting with municipalities
- Documentation of resources expended to meet assigned DBE goal (#of hours, staff titles, average pay rate, actions taken)
- Analysis of subcontractable work items to be completed by prime beyond prime contractor's 30%
- Risk analysis of work items that are typically in tied quotes that could be unbundled
- List of contract work items in smallest economically feasible units, identifying schedule impact
- Submission of a Gap Analysis identifying DBE skillset and/or industry needs
- Staff training in EEO and Civil Rights laws as documented in training logs
- Written Capacity Assessment completed with DBE firm documenting its ability to perform the work quoted
- DBE engagement efforts beyond simple solicitation that include a substantive discussion, initiated as early in the acquisition process as possible (*points added for each day prior to letting*)
- Outreach and marketing efforts with minority, women, and veteran-focused organizations at least 10 days prior to bid opening
- Active involvement in WisDOT's Business Development Program, TrANS training, facilitated networking efforts, workshops
- Customized teaching/training efforts for future opportunities with DBE subcontractor, contract specific and/or annually
- Introduction and reference provided for DBE subcontractor to a prime who has not previously contracted with the DBE firm
- Prime utilization of a DBE subcontractor the prime has not contracted with previously
- Written referral/recommendation to bond/insurance agents, manufacturer, supplier
- Documented efforts fostering DBE participation through administrative and/or technical assistance
- Evidence of negotiation with the DBE firm about current and future Let opportunities
- Recommendation of local and state services that support small business and access to opportunity: DOA, SBA, WEDC, WPI, etc.
- Advice on bonding, lines of credit, or insurance as required to complete the items quoted and contract requirements

GFE EVALUATION RUBRIC – PHASE 1

	Active & Aggressive Category	Quality Category	Quantity Category	Scope & Intensity Category	Timing Category	Business Develop't Efforts	Total=
Solicitation Documentation							
Selected Work Items Documentation							
Documentation of Project Information provided to Interested DBEs							
Documentation of Negotiation with Interested DBEs							
Documentation of Sound Reason for Rejecting DBEs							
Documentation of Assistance to Interested DBEs- bonding, credit, insurance, equipment, supplies/materials							
Documentation of Outreach to Minority, Women, and Community organizations and other DBE Business Development Support							
Documentation of other GFE activities							
Overall Total=							

GFE EVALUATION RATING LEGEND – PHASE 1

ACTIVE & AGGRESSIVE: Demonstrated through engaged and assertive activity

QUALITY: Demonstrated through essential character of conscientious and serious activity

QUANTITY: Demonstrated through a measurable number of activities

SCOPE & INTENSITY: Demonstrated through a rigorous approach to an appropriate and purposeful range of activities

TIMING: Demonstrated through engagement efforts beyond simple solicitation, initiated early in the process

BUSINESS DEVELOPMENT INITIATIVES: Demonstrated by efforts to support business growth and health of DBEs

Rating Scale

- Each qualifying activity is worth 5 points per Category
- Documented efforts must receive 55 points or more to qualify for Phase 2 GFE evaluation
 - Pro Forma efforts= 0-50 points
Perfunctory effort characterized by routine or superficial activities
 - Bona Fide= 55+ points
Genuine effort characterized by sincere and earnest activities

GFE EVALUATION – PHASE 2

DBE Office completes:

- Review of quote comparisons submitted by Prime
- Bid analysis to confirm is any bid submitted met the DBE goal
- Team review of combined efforts documented in Phase 1 and 2 by apparent low bidder

APPENDIX E

Good Faith Effort Best Practices

This list is not a set of requirements; it is a list of potential strategies

Primes

- Ø Prime contractor open houses inviting DBE firms to see the bid “war room” or providing technical assistance.
- Ø Participate in speed networking and mosaic exercises as arranged by DBE office.
- Ø Host information sessions not directly associated with a bid letting.
- Ø Participate in a formal mentor protégé or joint venture with a DBE firm.
- Ø Participate in WisDOT advisory committees i.e. TRANSAC, or Mega Project committee meetings.
- Ø Facilitate a small group DBE ‘training session’ clarifying how your firm prepares for bid letting, evaluates subcontractors, preferred qualifications, and communication methods.
- Ø Encourage subcontractors to solicit and highlight DBE participation in their quotes to you.
- Ø Quality of communication, not quantity creates the best results. Contractors should be thorough in communicating with DBE firms before the bid and provide any assistance requested to assure best possible bid.

DBE

- Ø DBE firms should contact primes as soon as possible with questions regarding their quotes or bid; seven days prior is optimal.
- Ø Continually check for contract addendums on the HCCI website through the Thursday prior to letting to stay abreast of changes.
- Ø Review the status of contracts on the HCCI website reviewing the ‘apparent low bidder’ list and bid tabs at a minimum.
- Ø Prepare a portfolio or list of related projects and prime and supplier references; be sure to note transportation related projects of similar size and scope, firm expertise and staffing.
- Ø Participate in DBE office assessment programs.
- Ø Participate on advisory and mega-project committees.
- Ø Sign up to receive the DBE Contracting Update.
- Ø Consider membership in relevant industry or contractor organizations.
- Ø Active participation is a must. Quote as many projects as you can reasonably work on; quoting the primes and bidding as a prime with the department are the only ways to get work.

APPENDIX F

Good Faith Effort Evaluation Guidance

Appendix A of 49 CFR Part 26

I. When, as a recipient, you establish a contract goal on a DOT-assisted contract for procuring construction, equipment, services, or any other purpose, a bidder must, in order to be responsible and/or responsive, make sufficient good faith efforts to meet the goal. The bidder can meet this requirement in either of two ways. First, the bidder can meet the goal, documenting commitments for participation by DBE firms sufficient for this purpose. Second, even if it doesn't meet the goal, the bidder can document adequate good faith efforts. This means that the bidder must show that it took all necessary and reasonable steps to achieve a DBE goal or other requirement of this part which, by their scope, intensity, and appropriateness to the objective, could reasonably be expected to obtain sufficient DBE participation, even if they were not fully successful.

II. In any situation in which you have established a contract goal, Part 26 requires you to use the good faith efforts mechanism of this part. As a recipient, you have the responsibility to make a fair and reasonable judgment whether a bidder that did not meet the goal made adequate good faith efforts. It is important for you to consider the quality, quantity, and intensity of the different kinds of efforts that the bidder has made, based on the regulations and the guidance in this Appendix.

The efforts employed by the bidder should be those that one could reasonably expect a bidder to take if the bidder were actively and aggressively trying to obtain DBE participation sufficient to meet the DBE contract goal. Mere pro forma efforts are not good faith efforts to meet the DBE contract requirements. We emphasize, however, that your determination concerning the sufficiency of the firm's good faith efforts is a judgment call. Determinations should not be made using quantitative formulas.

III. The department also strongly cautions you against requiring that a bidder meet a contract goal (i.e., obtain a specified amount of DBE participation) in order to be awarded a contract, even though the bidder makes an adequate good faith efforts showing. This rule specifically prohibits you from ignoring bona fide good faith efforts.

IV. The following is a list of types of actions which you should consider as part of the bidder's good faith efforts to obtain DBE participation. It is not intended to be a mandatory checklist, nor is it intended to be exclusive or exhaustive. Other factors or types of efforts may be relevant in appropriate cases.

A. (1) Conducting market research to identify small business contractors and suppliers and soliciting through all reasonable and available means the interest of all certified DBEs that have the capability to perform the work of the contract. This may include attendance at pre-bid and business matchmaking meetings and events, advertising and/or written notices, posting of Notices of Sources Sought and/or Requests for Proposals, written notices or emails to all DBEs listed in the State's directory of transportation firms that specialize in the areas of work desired (as noted in the DBE directory) and which are located in the area or surrounding areas of the project.

(2) The bidder should solicit this interest as early in the acquisition process as practicable to allow the DBEs to respond to the solicitation and submit a timely offer for the subcontract. The bidder should determine with certainty if the DBEs are interested by taking appropriate steps to follow up initial solicitations.

B. Selecting portions of the work to be performed by DBEs in order to increase the likelihood that the DBE goals will be achieved. This includes, where appropriate, breaking out contract work items into economically

feasible units (for example, smaller tasks or quantities) to facilitate DBE participation, even when the prime contractor might otherwise prefer to perform these work items with its own forces. This may include, where possible, establishing flexible timeframes for performance and delivery schedules in a manner that encourages and facilitates DBE participation.

C. Providing interested DBEs with adequate information about the plans, specifications, and requirements of the contract in a timely manner to assist them in responding to a solicitation with their offer for the subcontract.

D. (1) Negotiating in good faith with interested DBEs. It is the bidder's responsibility to make a portion of the work available to DBE subcontractors and suppliers and to select those portions of the work or material needs consistent with the available DBE subcontractors and suppliers, so as to facilitate DBE participation. Evidence of such negotiation includes the names, addresses, and telephone numbers of DBEs that were considered; a description of the information provided regarding the plans and specifications for the work selected for subcontracting; and evidence as to why additional Agreements could not be reached for DBEs to perform the work.

(2) A bidder using good business judgment would consider a number of factors in negotiating with subcontractors, including DBE subcontractors, and would take a firm's price and capabilities as well as contract goals into consideration. However, the fact that there may be some additional costs involved in finding and using DBEs is not in itself sufficient reason for a bidder's failure to meet the contract DBE goal, as long as such costs are reasonable. Also, the ability or desire of a prime contractor to perform the work of a contract with its own organization does not relieve the bidder of the responsibility to make good faith efforts. Prime contractors are not, however, required to accept higher quotes from DBEs if the price difference is excessive or unreasonable.

E. (1) Not rejecting DBEs as being unqualified without sound reasons based on a thorough investigation of their capabilities. The contractor's standing within its industry, membership in specific groups, organizations, or associations and political or social affiliations (for example union vs. non-union status) are not legitimate causes for the rejection or non-solicitation of bids in the contractor's efforts to meet the project goal. Another practice considered an insufficient good faith effort is the rejection of the DBE because its quotation for the work was not the lowest received. However, nothing in this paragraph shall be construed to require the bidder or prime contractor to accept unreasonable quotes in order to satisfy contract goals.

(2) A prime contractor's inability to find a replacement DBE at the original price is not alone sufficient to support a finding that good faith efforts have been made to replace the original DBE. The fact that the contractor has the ability and/or desire to perform the contract work with its own forces does not relieve the contractor of the obligation to make good faith efforts to find a replacement DBE, and it is not a sound basis for rejecting a prospective replacement DBE's reasonable quote.

F. Making efforts to assist interested DBEs in obtaining bonding, lines of credit, or insurance as required by the recipient or contractor.

G. Making efforts to assist interested DBEs in obtaining necessary equipment, supplies, materials, or related assistance or services.

H. Effectively using the services of available minority/women community organizations; minority/women contractors' groups; local, State, and Federal minority/women business assistance offices; and other organizations as allowed on a case-by-case basis to provide assistance in the recruitment and placement of DBEs.

V. In determining whether a bidder has made good faith efforts, it is essential to scrutinize its documented efforts. At a minimum, you must review the performance of other bidders in meeting the contract goal. For example, when the apparent successful bidder fails to meet the contract goal, but others meet it, you may reasonably raise the question of whether, with additional efforts, the apparent successful bidder could have met the goal. If the apparent successful bidder fails to meet the goal, but meets or exceeds the average DBE participation obtained by other bidders, you may view this, in conjunction with other factors, as evidence of the apparent successful bidder having made good faith efforts. As provided in §26.53(b)(2)(vi), you must also require the contractor to submit copies of each DBE and non-DBE subcontractor quote submitted to the bidder when a non-DBE subcontractor was selected over a DBE for work on the contract to review whether DBE prices were substantially higher; and contact the DBEs listed on a contractor's solicitation to inquire as to whether they were contacted by the prime. Pro forma mailings to DBEs requesting bids are not alone sufficient to satisfy good faith efforts under the rule.

VI. A promise to use DBEs after contract award is not considered to be responsive to the contract solicitation or to constitute good faith efforts.

[79 FR 59600, Oct. 2, 2014]

APPENDIX G (SAMPLE) Forms DT1506 and DT1202

COMMITMENT TO SUBCONTRACT TO DBE

Wisconsin Department of Transportation

DT1506 6/2020 s.84.06(2) Wis. Stats.

Project(s):

Prime Contractor:
 County:

Letting Date:

This contract requires that a specified percentage of the work be subcontracted to a disadvantaged business enterprise and that this information be submitted as described in ASP-3. Completion of the following information indicates your intent in the fulfillment of these contract requirements.

Total Value of Prime Contract:
 DBE Contract Goal %:
 DBE Contract Goal \$: \$

Goal met

This form must be completed and returned for THIS contract. See reverse side for instructions.

A	V	NAME OF DBE SUBCONTRACTOR	TYPE OF WORK	SUBCONTRACT \$ VALUE	Government Use Only Adjusted Amounts									
		SUBTOTAL DBE \$ VALUE	<table style="width: 100%; border-collapse: collapse;"> <tr> <td style="width: 10%; text-align: right;">A (\$)</td> <td style="width: 10%; text-align: right;">\$</td> <td style="width: 10%; text-align: center;">-</td> <td style="width: 10%; text-align: right;">TOTAL %</td> <td style="width: 10%; text-align: center;">#DIV/0!</td> </tr> <tr> <td style="text-align: right;">V (\$)</td> <td style="text-align: right;">\$</td> <td style="text-align: center;">-</td> <td style="text-align: right;">TOTAL %</td> <td style="text-align: center;">#DIV/0!</td> </tr> </table>	A (\$)	\$	-	TOTAL %	#DIV/0!	V (\$)	\$	-	TOTAL %	#DIV/0!	
A (\$)	\$	-	TOTAL %	#DIV/0!										
V (\$)	\$	-	TOTAL %	#DIV/0!										

A	V	NAME OF DBE SUPPLIER AND/OR MANUFACTURER (see #3 on Instructions)	TYPE OF MATERIAL	SUBCONTRACT \$ VALUE	Government Use Only Adjusted Amounts									
		SUBTOTAL DBE \$ VALUE	<table style="width: 100%; border-collapse: collapse;"> <tr> <td style="width: 10%; text-align: right;">A (\$)</td> <td style="width: 10%; text-align: right;">\$</td> <td style="width: 10%; text-align: center;">-</td> <td style="width: 10%; text-align: right;">TOTAL %</td> <td style="width: 10%; text-align: center;">#DIV/0!</td> </tr> <tr> <td style="text-align: right;">V (\$)</td> <td style="text-align: right;">\$</td> <td style="text-align: center;">-</td> <td style="text-align: right;">TOTAL %</td> <td style="text-align: center;">#DIV/0!</td> </tr> </table>	A (\$)	\$	-	TOTAL %	#DIV/0!	V (\$)	\$	-	TOTAL %	#DIV/0!	
A (\$)	\$	-	TOTAL %	#DIV/0!										
V (\$)	\$	-	TOTAL %	#DIV/0!										

A	V	NAME OF DBE TRUCKING FIRM	MATERIAL HAULED	EST. # OF TON/C.Y.	EST. # OF TRUCKS REQ'D	\$ VALUE	Government Use Only Adjusted Amounts												
					O= L=														
					O= L=														
					O= L=														
					O= L=														
		SUBTOTAL DBE \$ VALUE	<table style="width: 100%; border-collapse: collapse;"> <tr> <td style="width: 10%; text-align: right;">A (\$)</td> <td style="width: 10%; text-align: right;">\$</td> <td style="width: 10%; text-align: center;">-</td> <td style="width: 10%; text-align: right;">TOTAL %</td> <td style="width: 10%; text-align: center;">#DIV/0!</td> </tr> <tr> <td style="text-align: right;">V (\$)</td> <td style="text-align: right;">\$</td> <td style="text-align: center;">-</td> <td style="text-align: right;">TOTAL %</td> <td style="text-align: center;">#DIV/0!</td> </tr> </table>	A (\$)	\$	-	TOTAL %	#DIV/0!	V (\$)	\$	-	TOTAL %	#DIV/0!						
A (\$)	\$	-	TOTAL %	#DIV/0!															
V (\$)	\$	-	TOTAL %	#DIV/0!															
		GRAND TOTAL DBE \$ VALUE	<table style="width: 100%; border-collapse: collapse;"> <tr> <td style="width: 10%; text-align: right;">A (\$)</td> <td style="width: 10%; text-align: right;">\$</td> <td style="width: 10%; text-align: center;">-</td> <td style="width: 10%; text-align: right;">TOTAL %</td> <td style="width: 10%; text-align: center;">#DIV/0!</td> </tr> <tr> <td style="text-align: right;">V (\$)</td> <td style="text-align: right;">\$</td> <td style="text-align: center;">-</td> <td style="text-align: right;">TOTAL %</td> <td style="text-align: center;">#DIV/0!</td> </tr> <tr> <td style="text-align: right;">T =</td> <td style="text-align: right;">\$</td> <td style="text-align: center;">-</td> <td style="text-align: right;">TOTAL %</td> <td style="text-align: center;">#DIV/0!</td> </tr> </table>	A (\$)	\$	-	TOTAL %	#DIV/0!	V (\$)	\$	-	TOTAL %	#DIV/0!	T =	\$	-	TOTAL %	#DIV/0!	
A (\$)	\$	-	TOTAL %	#DIV/0!															
V (\$)	\$	-	TOTAL %	#DIV/0!															
T =	\$	-	TOTAL %	#DIV/0!															

I certify that arrangements have been made for the foregoing work with the listed DBE Contractors. I further understand that any willful falsification, fraudulent statement or misrepresentation will result in appropriate sanctions, which may include debarment and/or prosecution under applicable State (Trans 504) and Federal laws.

O = Owned Trucks Used on Project L = Leased Trucks Used on Project	Government Use Only Approved Amounts	<input checked="" type="checkbox"/>										
	<table style="width: 100%; border-collapse: collapse;"> <tr> <td style="width: 10%; text-align: right;">A</td> <td style="width: 10%; text-align: right;">\$</td> <td style="width: 10%;"></td> <td style="width: 10%; text-align: right;">%</td> <td style="width: 10%;"></td> </tr> <tr> <td style="text-align: right;">V</td> <td style="text-align: right;">\$</td> <td></td> <td style="text-align: right;">%</td> <td></td> </tr> </table>	A	\$		%		V	\$		%		(Authorized Agent) Date
A	\$		%									
V	\$		%									
A = Assigned (DBE Conscious) V = Voluntary (DBE Neutral)	Total \$ % 	Preferred submission method: DBE_Alert@dot.wi.gov Or: Mail to: Wisconsin Department of Transportation DBE Programs Office, 5th Floor PO Box 7986 Madison, WI 53707-7986										
	Signature: Date: 											
	DBE goal waiver granted: <input type="checkbox"/> Yes <input type="checkbox"/> No											
Proposal Number : 												

Instructions For Completing Commitment To Subcontract To DBE Form:

- 1 In accordance with the DBE Regulations (49 CFR part 26), WisDOT is tracking Assigned Goals for DBE's (DBE Conscious) and Voluntary Usage of DBE Firms (DBE Neutral). DBE participation reported on this form will be used to periodically adjust (DBE Conscious and DBE Neutral) components of WisDOT's overall annual DBE goal.
- 2 For each DBE firm listed on this form, place an "x" in the appropriate column to indicate whether it will be used to meet the Assigned Goal (A) and/or whether it is used on a Voluntary basis (V). Any achievement above assigned goals should be reported as a voluntary achievement. If you indicate that a firm will be used to meet both assigned and voluntary goals, indicate the dollar amount attributable to assigned goals and the amount attributable to the voluntary goal. Our objective is to capture all DBE achievement you generate. The following is an example:
 - a. The total contract amount is \$100,000 and the DBE goal is 10% or \$10,000 in DBE participation
 - b. If \$10,000 is the subcontract dollar value to ADBE Landscaping Co. then \$10,000 would be Assigned (DBE Conscious) and you would place an "x" in the "A" column
 - c. If \$15,000 is the subcontract dollar value to ADBE Landscaping Co. then \$10,000 would be Assigned (DBE Conscious) and you would place an "x" in the "A" column and ADBE Landscaping Co. would be listed on the next line for \$5,000 which would be Voluntary (DBE Neutral) and an "x" would be placed in the "V" column
- 3 The department will give full credit toward the DBE goal if the DBE is a manufacturer of their materials or supplies. The department will give 60 percent credit or brokerage fee set by industry's standard toward the DBE goal if the DBE is merely a supplier of these materials or supplies. Drop shipment by a supplier will earn a 10 percent DBE credit. It is the Prime Contractor's responsibility to use the Bidder's List or UCP Directory to find out if the DBE is considered a supplier or a manufacturer before listing them on Commitment to Subcontract to DBE form. WisDOT will apply the appropriate credit when approving the form.
- 4 After completing the form, if it does not indicate that the DBE goal has been met or exceeded, please complete and supply the necessary documentation on the Documentation of Good Faith Effort form (DT1202)

Instructions For Completing Attachment A Form:

- 5 Section 26.53 (49 CFR part 26) requires written confirmation of participation from each DBE firm to be used on the contract. Please submit one copy of a completed Attachment A, Confirmation of Participation form, for each DBE firm to be used on this contract. Each form must be signed by the Prime Contractor, the hiring contractor (if applicable) and the DBE Firm specified on the form.
- 6 DBE crediting for the trucking industry is achieved in the following manner:
 - a. A minimum of one truck owned by the DBE must be used on the contract.
 - b. Full DBE credit is given for owned trucks and trucks leased from another DBE.
 - c. Trucks leased from non-DBE firms will be given DBE credit of 10% of the subcontract value.
 - d. All trucks used for credit must be listed and approved on the DBE firm's Schedule of Owned/Leased Vehicles for DBE Credit and/or a WisDOT approved trucking utilization plan.

It is the Prime Contractor's and the DBE firm's responsibility to ensure that utilization of trucks and the DBE credit earned is in accordance with the above and will yield the subcontract dollar value listed on the Commitment to Subcontract to DBE form.

Please submit documents to: DBE_Alert@dot.wi.gov

Identify Project#, Proposal#, Let date, Business Name, DT1506 and/or Attachment A in the **email subject line**.

If you have questions about filling out these forms, please contact the Civil Rights and Compliance Office at (608) 266-0503.

CONFIRMATION OF PARTICIPATION			
Project I.D.:		Proposal Number:	
Letting Date:		Total \$ Value of Prime Contract:	
Name of DBE Firm Participating in this Contract:			
Name of the Prime/Subcontractor who hired the DBE Firm: <i>(list all names of tiers if more than one)</i>			
Type of Work or Type of Material Supplied:			
Total Subcontract Value:			
FOR PRIME CONTRACTORS ONLY: I certify that I made arrangements with the participating DBE firm to perform the type of work listed or supply the material indicated above for the subcontract value listed above.		Prime Contractor Representative's Signature	
		Prime Contractor Representative's Name (Print Name)	
		Prime Contractor (Print Company Name)	
		Date	
FOR PARTICIPATING DBE FIRMS ONLY: I certify that I made arrangements with the Prime Contractor or the Hiring Contractor to perform the type of work or supply the material indicated above for the subcontract value listed above.		Participating DBE Firm Representative's Signature	
		Participating DBE Firm Representative's Name (Print Name)	
		Participating DBE Firm (Print Company Name)	
		Date	
FOR DBE TRUCKING FIRMS ONLY: I certify that I will utilize, for DBE credit, only trucks listed on my WisDOT approved Schedule of Owned/Leased Vehicles for DBE Credit form and I will be utilizing the number of trucks and material hauled as listed below.			
# Owned Trucks	# Leased Trucks	# Estimated Tons/C.Y.	Material(s) Hauled

Official Form DT1506 can be found here: www.wisconsin.gov/DBEcontracting



DOCUMENTATION OF GOOD FAITH EFFORT
 Wisconsin Department of Transportation
 DT1202 3/2020

Project ID XXXX	Proposal No. XXXX	Letting XXXX
Prime Contractor XXXX	County XXXX	
Person Submitting Document XXXX	Telephone Number XXXX	
Address XXXX	Email Address XXXX	

All bidders must undertake necessary and reasonable steps to achieve the assigned DBE contract goal per federal regulatory guidance at 49 CFR Part 26. Bidders use this form to document all efforts employed to meet the assigned goal as a record of contractor good faith efforts (GFE). Refer to ASP3 or 49 CFR Part 26 for guidance on actions that demonstrate good faith effort.

It is critical to list all efforts, attach documentation, and follow the instructions to complete this submission. Documentation of good faith effort includes copies of each DBE and non-DBE subcontractor quote submitted to the bidder for the same line items. Utilize the sample documentation logs to document and organize efforts.

Submit good faith effort documentation per ASP-3 guidelines

Instructions: Provide a narrative description of all activities pursued to demonstrate good faith efforts, any corresponding documentation, and applicable explanation on separate pages. Include the following items organized in the order listed below:

1. Solicitation Documentation:

- a. **Purpose:** To identify all reasonable and available activities the bidder performed to solicit the interest of all certified DBEs who have the capacity and ability to perform work on the project. All solicitation efforts should begin as early as possible to ensure DBEs have ample time to respond and ask questions.
- b. **Action:** Identify and list all activities engaged in to solicit DBEs using all reasonable and available means such as written notice and follow-up communications, substantive conversations, pre-bid meetings, networking events, market research, advertising.

2. Selected Work Items Documentation:

- a. **Purpose:** To ensure that all work items are broken out into economically feasible units to facilitate DBE participation. This must occur even when you prefer to perform the work yourself.
- b. **Action:** Identify economically feasible work units to be performed by DBEs to include activities such as: list of work items to be performed; breaking up of large work items into smaller tasks or quantities; flexible time frames for performance and delivery schedules.

3. Documentation of Project Information provided to Interested DBEs:

- a. **Purpose:** To provide interested DBEs with adequate information about the plans, specifications, and any other contractual requirements in a timely manner to assist DBEs in response to solicitation.
- b. **Action:** Provide DBEs access to plans, specifications, and other contract requirements. Early solicitation allows ample opportunity to provide project information, links to Let advertisements, and substantive engagement with DBEs.

4. → Documentation of Negotiation with Interested DBEs:

a. → Purpose: To ensure that negotiations with interested DBEs were made in good faith providing evidence as to why agreements could not be reached for DBEs to perform work.

b. → Action: Provide sufficient evidence to demonstrate that good faith negotiations took place. Merely sending out solicitations requesting bids from DBEs does not constitute sufficient good faith efforts. A bidder using good business judgment considers a number of factors in negotiating with all subcontractors, and the firm's price and capabilities in addition to contract goals are taken into consideration. However, the fact that there may be some additional costs involved in finding and using DBEs is not in itself sufficient reason for failing to meet the DBE goal as long as costs are reasonable. (see 49 CFR Part 26 Appendix A)

5. → Documentation of Sound Reason for Rejecting DBEs:

a. → Purpose: To ensure that bidders avoid rejecting DBEs as unqualified without sound reasons. Reasons for rejection must be based on thorough investigation of DBE capabilities.

b. → Action: Provide sufficient evidence to demonstrate that DBE was rejected for sound reasons such as past performance, relevant business experience and stability, safety record, business ethic and integrity, technical capacity, other tangible factors.

6. → Documentation of Assistance to Interested DBEs -- Bonding, Credit, Insurance, Equipment, Supplies/Materials:

a. → Purpose: To assist interested DBEs in obtaining bonds, lines of credit, insurance, equipment, supplies, materials, and other assistance or services.

b. → Action: Assist interested DBEs in obtaining bonding, lines of credit or insurance, and provide technical assistance or information related to plans, specifications, and project requirements. Assist DBEs in obtaining equipment, supplies, materials or other services related to meeting project requirements (excluding supplies or equipment the DBE purchases from the prime).

7. → Documentation of outreach to Minority, Women, and Community Organizations and other DBE Business Development Support:

a. → Purpose: To effectively use the services of minority, women, and community organizations as well as contractors' groups, local, state, and federal business assistance offices and organization that provide assistance in recruiting and supporting DBEs, as well as participation in activities that support DBE business development.

b. → Action: Contact organizations and agencies for assistance in contacting, recruiting, and providing support to DBE subcontractors, suppliers, manufacturers, and truckers at least 14 days before bid opening. Participate in or host activities such as networking events, mentor-protégé programs, small business development workshops, and others consistent with DBE support.

Return to:
Wisconsin Department of Transportation
DBE Program Office
PO Box 7965
Madison, WI 53707-7965
DBE_Alert@dot.wi.gov

I certify that I have utilized comprehensive good faith efforts to solicit and utilize DBE firms to meet the DBE participation requirements of this contract proposal, as demonstrated by my responses and as specified in Additional Special Provision 3 (ASP-3).

I certify that the information given in the Documentation of Good Faith Efforts is true and correct to the best of my knowledge and belief.

I further understand that any willful falsification, fraudulent statement, or misrepresentation will result in appropriate sanctions, which may involve debarment and/or prosecution under applicable state (Trans 504) and Federal laws.

		(Bidder/Authorized Representative Signature)
	*****	(Print Name)
	*****	(Title)

Good-Faith-Effort-- Sample-Documentation-Logs

The sample logs below are provided as guides rather than exhaustive list. See ASP3, Appendix A for additional examples of demonstrable good faith efforts. Attach documentation for each activity listed.

Acceptable forms of documentation include copies of solicitations sent to DBEs, notes from substantive conversations and negotiations with DBEs, copies of advertisements placed, email communications, all quotes received from DBEs and from all subcontractors who were considered alongside DBE quotes, proof of attendance at applicable networking events; flyers for events or workshops for DBEs offered by the prime, and other physical records of good faith efforts activities.

SOLICITATION LOG

Date	Activity	Name of DBE Solicited	Follow-up
4/1/2020	Sent May Let solicitation	Winterland Electric	Spoke with Mark Winterland on 4/15/20 to ask if he would quote.

SELECTED WORK ITEMS SOLICITED LOG

Work Type	DBE Firm	Contact Person	Date	Contact Mode
Pavement Marking	ABC Marking	Leslie Lynch	4/1/2020	Email; phone
	#1 Marking Co.	Mark Smart	4/1/2020	Email; left VM
Electrical	Winterland Electric	Tabitha Tinker	4/3/2020	Email; left VM
	Superstar Wiring	Jose Huascar	4/3/2020	Email; phone

INFORMATION PROVIDED LOG

Request Date	DBE Firm	Information Requested & Provided	Response Date
4/1/2020	Winterland Electric	Requested info on electrical requirements; provided plan and link to specs	4/3/2020
4/21/2020	Absolute Construction	Wanted to know how and when supplies are paid for by WisDOT; referred to spec that covers stockpiling	4/21/2020

NEGOTIATIONS LOG

Date	DBE Firm	Contact Name	Work Type	Quotes Rec'd?	Considered for project?	If not selected, why?
4/12/2020	ABC Landscape	John Dean	Erosion Control	Yes	No	Cannot perform all items
4/17/2020	Wild Ferns	Sandy Lynn	Erosion Control	Yes	Yes	
4/20/2020	#1 Marking	Mark Smart	Electrical	Yes	Yes	

ASSISTANCE LOG

Date	DBE Firm	Contact Person	Assistance Provided
4/1/2020	ABC Sawing	Jackie Swiggle	Informed DBE on how to obtain bonding
4/17/2020	Supreme Construction	Winston Walters	Provided contact for wholesale supply purchase

OUTREACH & BUSINESS DEVELOPMENT LOG

Date	Agency/Organization Contacted	Contact Person	Assistance Requested
4/1/2020	Women in Construction	LaTonya Klein	Contact information for woman-owned suppliers
4/28/2020	WBIC	Sam Smith	Asked for information to provide to DBE regarding financing programs through WBIC

Official Form DT1202 can be found here: www.wisconsin.gov/DBEcontracting

ADDITIONAL SPECIAL PROVISION 4

Payment to First-Tier Subcontractors

Within 10 calendar days of receiving a progress payment for work completed by a subcontractor, pay the subcontractor for that work. The prime contractor may withhold payment to a subcontractor if, within 10 calendar days of receipt of that progress payment, the prime contractor provides written notification to the subcontractor and the department documenting "just cause" for withholding payment.

The prime contractor may also withhold routine retainage from payments due subcontractors.

Payment to Lower-Tier Subcontractors

Ensure that subcontracting agreements at all tiers provide prompt payment rights to lower-tier subcontractors that parallel those granted first-tier subcontractors in this provision.

Release of Routine Retainage

After granting substantial completion the department may reduce the routine retainage withheld from the prime contractor to 75 percent of the original total amount retained.

When the Department sends the semi-final estimate the department may reduce the routine retainage withheld from the prime contractor to 10 percent of the original total amount retained.

Within 30 calendar days of receiving the semi-final estimate from the department, submit written certification that subcontractors at all tiers are paid in full for acceptably completed work and that no routine retainage is being withheld. The department will pay the prime contractor in full and reduce the routine retainage withheld from the prime contractor to zero when the department approves the final estimate.

This special provision does not limit the right of the department, prime contractor, or subcontractors at any tier to withhold payment for work not acceptably completed or work subject to an unresolved contract dispute.

Additional Special Provision 6
ASP 6 - Modifications to the standard specifications

Make the following revisions to the standard specifications:

102.1 Prequalifying Bidders

Replace paragraph two with the following effective with the October 2020 letting:

- (2) Furnish a dated prequalification statement on the department's form at least 10 business days before the time set for the letting to close.

102.6 Preparing the Proposal

Replace the entire text with the following effective with the October 2020 letting:

102.6.1 General

- (1) Submit completed proposals on the department's bidding proposal described in 102.2. Submit legible information only. Write everything in ink, by typewriter, or by computer-controlled printer. Provide all dollar amounts in dollars and cents, in numerals. Attach all addenda to the submitted proposal.
- (2) Properly execute the proposal. Place the required signatures, in ink, in the space provided on the bidding proposal as indicated below:

ENTITY SUBMITTING PROPOSAL

REQUIRED SIGNATURE

Individual	The individual or a duly authorized agent.
Partnership	A partner or a duly authorized agent.
Joint venture	A member or a duly authorized agent of at least one of the joint venture firms.
Corporation	An authorized officer or duly authorized agent of the corporation. Also show the name of the state chartering that corporation and affix the corporate seal.
Limited liability company	A manager, a member, or a duly authorized agent.

- (3) Instead of using the schedule of items provided on the department's bidding proposal, the bidder may submit a substitute schedule with the proposal. Use a format for the substitute schedule conforming to the department's guidelines for approval of a bidder-generated schedule of items. Obtain the department's written approval before using a substitute schedule.
- (4) Provide a unit price for each bid item listed in the schedule of items. Calculate and show, in the bid amount column, the products of the respective unit prices and quantities. For a lump sum bid item, show the same price in the unit price column and in the bid amount column pertaining to that bid item. Show the total bid obtained by adding the values entered in the bid amount column for the listed bid items.
- (5) If a unit price or lump sum bid already entered in the proposal needs to be altered, cross out the entered unit price or lump sum bid with ink or typewriter and enter the new price above or below and initial it in ink.
- (6) A change that the bidder makes in the proposal is not an alteration if the bidder makes that change as directed in a specific instruction contained in an addendum.

102.6.2 Disadvantaged Business Enterprise (DBE) Commitment

- (1) Before the letting is closed, submit the following documentation for proposals with a DBE goal:
1. Commitment to subcontract to DBE on department form DT1506.
 2. Attachment A for each subcontractor listed on the DT1506.
 3. If the DBE goal is not attained, certificate of good faith efforts on department form DT1202.
- (2) Within 24 hours after the letting is closed, email all supplemental documentation for the DT1202 verifying efforts made to attain the DBE goal to DBE_Alert@dot.wi.gov.

102.7.2 Department May Reject

Replace paragraph one with the following effective with the October 2020 letting:

- (1) Proposals are irregular and the department may reject them for one or more of the following reasons:
 1. The proposal contains unauthorized alterations of format, words, or figures.
 2. The schedule of items contains errors, alterations, or omissions in, bid item numbers, quantities, descriptions, or units of measure, that cannot be corrected as specified in 102.7.1.
 3. The proposal is not prepared as specified in 102.6.
 4. There are unauthorized alterations, additions, conditional or alternate bids, amendments, attachments, or irregularities that may tend to make the proposal incomplete, indefinite, or ambiguous as to its meaning.
 5. There are unauthorized erasures or alterations appearing on the designation of the party to whom the department issued the bidding proposal.
 6. The award of the bid, together with the value of the bidder's uncompleted contract work, exceeds the bidder's established ratings, as determined in 102.1, at the time set for awarding the work.
 7. A single entity, under the same or different names, or affiliated entities submit more than one proposal for the same work. The submitting entity may be an individual, partnership, joint venture, corporation, or limited liability company.
 8. Does not submit the DBE forms and required supplemental documentation of the good faith efforts as specified in 102.6.2.
-

102.12 Public Opening of Proposals

Replace paragraph one with the following effective with the October 2020 letting:

- (1) The letting will close at the time and place indicated in the notice to contractors. The department will publicly open and post the total bid for each proposal on the Bid Express web site beginning at noon on the day after the letting is closed except as specified in 102.7.3 and 102.8. If a proposal has no total bid shown, the department will not post the bid. After verification for accuracy under 103.1, the department will post bid totals on the HCCI web site.

<https://wisconsin.gov/Pages/doing-business/contractors/hcci/bid-let.aspx>

103.1 Consideration of Proposals

Replace paragraph one with the following effective with the October 2020 letting:

- (1) Following the public opening of the proposals received, the department will compare them based on the summation of the products of the quantities of work listed and the contract unit prices offered. In case of discrepancies, errors, or omissions, the department will make corrections as specified in 102.7.1. In awarding contracts, the department, in addition to considering the amounts stated in the proposals, may consider one or more of the following:
 1. The responsibility of the various bidders as determined from a study of the data required under 102.1.
 2. The responsiveness of the bid as determined under 102.6.
 3. Information from other investigations that the department may make.
-

107.17.1 General

Replace paragraph four with the following effective with the November 2020 letting:

- (4) Comply with the railroad's rules and regulations regarding operations on or near the railroad right-of-way as follows:
 - When working on the railroad right-of-way.
 - When working within 25 feet of the track centerline or adjacent facilities, including equipment or extensions of equipment that can fall within 25 feet of the track centerline or adjacent facilities.

If the railroad's chief engineering officer requires, arrange with the railroad to obtain the services of qualified railroad employees to protect railroad traffic through the work area. Bear the cost of these services and pay the railroad directly. Notify the railroad's representative, specified in the project special provisions, in writing at least 40 business days before starting work near a track. Provide the specific time planned to start the operations.

450.2.1 Acronyms and Definitions

Add the following definitions to 450.2.1(2) effective with the November 2020 letting:

- Butt Joint** A transverse joint between existing and newly paved surfaces, formed by milling or sawing a vertical notch into the existing surface and then paving against the notch.
- Echelon Paving** Paving two or more adjacent lanes with adjacent pavers offset from each other by 200 feet or less.
- Notched Wedge Joint** A longitudinal joint consisting of a wedge placed at the edge of the initially paved lane with an overlapping wedge placed on the subsequent lane.
- Tandem Paving** Paving two or more adjacent lanes with adjacent pavers offset from each other by more than 200 feet.
- Vertical Joint** A longitudinal joint between 2 paved lanes with a vertical or nearly vertical interface between the adjacent mats.

450.3.2.8 Jointing

Replace paragraph two with the following with the November 2020 letting:

- (2) Where placing against existing HMA pavement, saw or mill the existing mat to form a full-depth joint.

Replace paragraphs five and six with the following effective with the November 2020 letting:

- (5) At the prepave meeting, submit documentation to the engineer that includes the brand name and model of each extruding and compacting device proposed for notched wedge joint construction. Alternatively, submit pictures of fabricated wedging and compacting devices. Do not use devices before engineer approval.
- (6) For notched wedge joints, construct and shape the wedge for each layer using the engineer-approved extruding device and compacting device that will provide a uniform slope and will not restrict the main screed. Compact the wedge with a weighted roller wheel or vibratory plate compactor the same width as the wedge. Clean and apply tack coat to the wedge surface and both notches before placing the adjacent lane.
- (7) For butt and vertical joints, clean and apply tack coat to promote bonding and seal the joint.
- (8) If paving in echelon, the contractor may use a vertical or notched wedge joint. Joints paved in echelon need not be tack coated.

460.2.2.3 Aggregate Gradation Master Range

Replace table 460-1 with the following effective with the November 2020 letting:

TABLE 460-1 AGGREGATE GRADATION MASTER RANGE AND VMA REQUIREMENTS

SIEVE	PERCENT PASSING DESIGNATED SIEVES							
	NOMINAL SIZE							
	No. 1 (37.5 mm)	No. 2 (25.0 mm)	No.3 (19.0 mm)	No. 4 (12.5 mm)	No. 5 (9.5 mm)	No. 6 (4.75 mm)	SMA No. 4 (12.5 mm)	SMA No. 5 (9.5 mm)
50.0-mm	100							
37.5-mm	90 - 100	100						
25.0-mm	90 max	90 - 100	100					
19.0-mm	___	90 max	90 - 100	100			100	
12.5-mm	___	___	90 max	90 - 100	100		90 - 97	100
9.5-mm	___	___	___	90 max	90 - 100	100	58 - 80	90 - 100
4.75-mm	___	___	___	___	90 max	90 - 100	25 - 35	35 - 45
2.36-mm	15 - 41	19 - 45	23 - 49	28 - 58	32 - 67	90 max	15 - 25	18 - 28
1.18-mm	___	___	___	___	___	30 - 55	___	___
0.60-mm	___	___	___	___	___	___	18 max	18 max
0.075-mm	0 - 6.0	1.0 - 7.0	2.0 - 8.0	2.0 - 10.0	2.0 - 10.0	6.0 - 13.0	8.0 - 11.0	8.0 - 12.0
% VMA	11.0 min	12.0 min	13.0 min	14.0 min ^[1]	15.0 min ^[2]	16.0 - 17.5	16.0 min	17.0 min

^[1] 14.5 for LT and MT mixes.

^[2] 15.5 for LT and MT mixes.

532.2.1 General

Replace paragraph one with the following effective with the November 2020 letting:

- (1) Furnish structural steel conforming to ASTM as follows:
- <= 1/2 inch thick structural tube and pipe ASTM A500 grade C
 - > 1/2 inch thick structural tube and pipe API 5L PSL 2 grade 46 or ASTM 1085
 - Tapered vertical supports ASTM A595 grade A or ASTM A572 grade 55
 - Multi-sided or greater than 26-inch diameter round tapered poles ASTM A572 grade 65
 - Structural angles and plates ASTM A709 grade 36

532.3.8 Acceptance and Inspection

Add the following new subsection effective with the November 2020 letting:

532.3.8 Acceptance and Inspection

- (1) Demonstrate to the engineer that electrical and mechanical systems for each high mast tower installation are fully operational. The department will not accept an installation until the engineer is satisfied that it functions properly.
- (2) Inspect completed "S" or "L" designated structures before opening to public traffic conforming to the BOS structure inspection manual part 4 for sign, signal, and high mast towers available at:
- <https://wisconsindot.gov/Pages/doing-bus/eng-consultants/cnslt-rsrcs/strct/inspection-manual.aspx>
- Ensure that a department-certified active team leader for sign/signal inspections, listed on the department's highway structures information system (HSIS) website, performs inspections. Conform to the following:
- Notify the engineer at least 5 business days before inspection.
 - Ensure that the team leader performing inspections submits the signed inspection reports and provides punch list items as maintenance items in the inspection report to the engineer within one business day after completing each inspection. Submit that signed final inspection report to the engineer and HSIS at:
- <https://wisconsindot.gov/Pages/doing-bus/eng-consultants/cnslt-rsrcs/strct/hsi.aspx>
- Notify the engineer and region ancillary structure project manager upon completion of the punch list items.

550.2.1 Steel Piles and Pile Shells

Replace paragraph three with the following:

- (3) For steel pipe sections and steel pile shells for cast-in-place concrete piles, use ASTM A252 grade 3 steel.

710.2 Small Quantities

Replace paragraph one with the following effective with the November 2020 letting:

- (1) For contracts with only small quantities of material subject to testing, as defined under specific contract QMP provisions, modify the requirements of 710 as follows:
1. The contractor may submit an abbreviated quality control plan as allowed in 701.1.2.3.
 2. The engineer may accept aggregate based on documented previous testing and non-random start-up gradation testing as allowed in 710.5.6.1.

710.5.6 Aggregate Testing

Replace the entire text with the following effective with the November 2020 letting:

710.5.6.1 General

- (1) Test aggregate gradations during concrete production. The department will accept non-random start-up testing during concrete production for the following:
- Small quantities, as defined in 715.1.1.2, of class I concrete placed under 715.
 - Less than 400 cubic yards of class II ancillary concrete placed under the contract.

710.5.6.2 Gradation Testing During Concrete Production

- (1) Test aggregate gradation during concrete production batching either at a central mix batch plant or at a ready mix plant. The contractor's concrete production QC tests can be used for the same mix design on multiple contracts.
- (2) Conform to combined gradation limits submitted in the contractor's quality control plan. Determine the complete gradation using a washed analysis for both fine and coarse aggregates. Report results for the 1/2", 1", 3/4", 1/2", 3/8", #4, #8, #16, #30, #50, #100, and #200 sieves.

- (3) Contractor QC testing frequency is based on the cumulative plant production for each mix design across multiple WisDOT contracts.

TABLE 710-1 PLANT PRODUCTION QC GRADATION TESTING FREQUENCY

Daily Plant Production Rate for WisDOT Work	Minimum QC Frequency per Stockpile
250 cubic yards or less	one test per cumulative total of 250 cubic yards
more than 250 through 1000 cubic yards	one test per day
more than 1000 cubic yards	two tests per day

- (4) Department QV testing frequency is based on the quantity of each mix design placed under each individual WisDOT contract.

TABLE 710-2 CONTRACT PLACEMENT QV GRADATION TESTING FREQUENCY

Anticipated Daily Placement Rate Each WisDOT Contract	Minimum QV Frequency per Stockpile
less than or equal to 1000 cubic yards	one test per 5 days of placement
more than 1000 cubic yards	two tests per 5 days of placement

716.2.1 Class II Concrete

Replace paragraphs four through six with the following effective with the November 2020 letting:

- (4) Provide concrete with a 28-day compressive strength that equals or exceeds the following:
- If the contract specifies f'c, then f'c.
 - If the contract does not specify f'c, then 3000 psi.

ERRATA

460.2.7(1) HMA Mixture Design

Correct table 460-2 errata by eliminating plasticity index requirements for LT, MT, and HT mixes.

TABLE 460-2 MIXTURE REQUIREMENTS

Mixture type	LT	MT	HT	SMA
LA Wear (AASHTO T96)				
100 revolutions(max % loss)	13	13	13	13
500 revolutions(max % loss)	50	45	45	35
Soundness (AASHTO T104) (sodium sulfate, max % loss)	12	12	12	12
Freeze/Thaw (AASHTO T103 as modified in CMM 860.2.7) (specified counties, max % loss)	18	18	18	18
Fractured Faces (ASTM D5821 as modified in CMM 860.7.2) (one face/2 face, % by count)	65/___	75 / 60	98 / 90	100/90
Flat & Elongated (ASTM D4791) (max %, by weight)	5 (5:1 ratio)	5 (5:1 ratio)	5 (5:1 ratio)	20 (3:1 ratio)
Fine Aggregate Angularity (AASHTO T304, method A, min)	40 ^[1]	43 ^[1]	45	45
Sand Equivalency (AASHTO T176, min)	40	40 ^[2]	45	50
Clay Lumps and Friable Particle in Aggregate (AASHTO T112)	<= 1%	<= 1%	<= 1%	<= 1%
Plasticity Index of Material Added to Mix Design as Mineral Filler (AASHTO T89/90)				<= 4
Gyratory Compaction				
Gyrations for Nini	6	7	8	7
Gyrations for Ndes	40	75	100	65
Gyrations for Nmax	60	115	160	100
Air Voids, %Va (%Gmm Ndes)	4.0 (96.0)	4.0 (96.0)	4.0 (96.0)	4.5 (95.5)
% Gmm Nini	<= 91.5 ^[3]	<= 89.0 ^[3]	<= 89.0	___
% Gmm Nmax	<= 98.0	<= 98.0	<= 98.0	<= 98.0
Dust to Binder Ratio ^[4] (% passing 0.075/Pbe)	0.6 - 1.2 ^[5]	0.6 - 1.2 ^[5]	0.6 - 1.2 ^[5]	1.2 - 2.0
Voids filled with Binder (VFB or VFA, %)	68 - 80 ^{[6] [8]}	65 - 75 ^{[6] [7] [9]}	65 - 75 ^{[6] [7] [9]}	70 - 80
Tensile Strength Ratio (TSR) (AASHTO T283) ^{[10] [11]}				
no antistripping additive	0.75 min	0.75 min	0.75 min	0.80 min
with antistripping additive	0.80 min	0.80 min	0.80 min	0.80 min
Draindown (AASHTO T305) (%)	___	___	___	<= 0.30
Minimum Effective Asphalt Content, Pbe (%)	___	___	___	5.5

^[1] For No 6 (4.75 mm) nominal maximum size mixes, the specified fine aggregate angularity is 43 for LT and 45 MT mixes.

^[2] For No 6 (4.75 mm) nominal maximum size mixes, the specified sand equivalency is 43 for MT mixes.

^[3] The percent maximum density at initial compaction is only a guideline.

^[4] For a gradation that passes below the boundaries of the caution zone (ref. AASHTO M323), the dust to binder ratio limits are 0.6 - 1.6.

^[5] For No 6 (4.75 mm) nominal maximum size mixes, the specified dust to binder ratio limits are 1.0 - 2.0 for LT mixes and 1.5 - 2.0 for MT and HT mixes.

^[6] For No. 6 (4.75mm) nominal maximum size mixes, the specified VFB is 67 - 79 percent for LT mixes and 66 - 77 percent for MT and HT mixes.

^[7] For No. 5 (9.5mm) and No. 4 (12.5 mm) nominal maximum size mixtures, the specified VFB range is 70 - 76 percent.

^[8] For No. 2 (25.0mm) nominal maximum size mixes, the specified VFB lower limit is 67 percent.

^[9] For No. 1 (37.5mm) nominal maximum size mixes, the specified VFB lower limit is 67 percent.

^[10] WisDOT eliminates freeze-thaw conditioning cycles from the TSR test procedure.

^[11] Run TSR at asphalt content corresponding to 3.0% air void regressed design, or 4.5% air void design for SMA, using distilled water for testing.

513.2.1(2) General

Correct errata by changing the CMM reference from 875.2 to 875.4.

- (2) Conform to the department's certification method of acceptance, as defined in CMM 875.4, for railing and railing components. Furnish a certificate of compliance for miscellaneous hardware.
-

531.1(1) Description

Correct errata by adding structural steel sign supports constructed under 635.

- (1) This section describes constructing drilled shaft foundations for the following:
- Overhead sign structures constructed under 532.
 - High mast light towers constructed under 532.
 - Structural steel sign supports constructed under 635.
 - Camera poles constructed under 677.
-

635.3.1(1) Structural Steel Sign Supports

Correct errata by adding "type NS" concrete footings.

- (1) Locate and erect the supports as specified for placement and orientation in 637.3.3.2. Construct Type NS concrete footings conforming to 531.
-

654.5(2) Payment

Correct errata by changing excavating to drilling.

- (2) Payment for the Bases bid items is full compensation for providing concrete bases; for embedded conduit and electrical components; for anchor templates, rods, nuts, and washers; for bar steel reinforcement; and for drilling and backfilling.
-

ADDITIONAL SPECIAL PROVISION 7

- A. Reporting 1st Tier and DBE Payments During Construction
1. Comply with reporting requirements specified in the department's Civil Rights Compliance, Contractor's User Manual, Sublets and Payments.
 2. Report payments to all DBE firms within 10 calendar days of receipt of a progress payment by the department or a contractor for work performed, materials furnished, or materials stockpiled by a DBE firm. Report the payment as specified in A(1) for all work satisfactorily performed and for all materials furnished or stockpiled.
 3. Report payments to all first tier subcontractor relationships within 10 calendar days of receipt of a progress payment by the department for work performed. Report the payment as specified in A(1) for all work satisfactorily performed.
 4. All tiers shall report payments as necessary to comply with the DBE payment requirement as specified in A(2).
 5. Require all first tier relationships, DBE firms and all other tier relationships necessary to comply with the DBE payment requirement in receipt of a progress payment by contractor to acknowledge receipt of payment as specified in A(1), (2), (3) and (4).
 6. All agreements made by a contractor shall include the provisions in A(1), (2), (3), (4) and (5), and shall be binding on all first tier subcontractor relationships and all contractors and subcontractors utilizing DBE firms on the project.
- B. Costs for conforming to this special provision are incidental to the contract.

NOTE: CRCS Prime Contractor payment is currently not automated and will need to be manually loaded into the Civil Rights Compliance System. Copies of prime contractor payments received (check or ACH) will have to be forwarded to paul.ndon@dot.wi.gov within 5 days of payment receipt to be logged manually.

***Additionally, for information on Subcontractor Sublet assignments, Subcontractor Payments and Payment Tracking, please refer to the CRCS Payment and Sublets manual at:

<https://wisconsin.gov/Documents/doing-bus/civil-rights/labornwage/crcs-payments-sublets-manual.pdf>

ADDITIONAL SPECIAL PROVISION 9

Electronic Certified Payroll or Labor Data Submittal

(1) Use the department's Civil Rights Compliance System (CRCS) to electronically submit certified payroll reports for contracts with federal funds and labor data for contracts with state funds only. Details are available online through the department's highway construction contractor information (HCCI) site on the Labor, Wages, and EEO Information page at:

<https://wisconsindot.gov/Pages/doing-bus/civil-rights/labornwage/default.aspx>

(2) Ensure that all tiers of subcontractors, including all trucking firms, either submit their weekly certified payroll reports (contracts with federal funds) or labor data (contracts with state funds only) electronically through CRCS. These payrolls or labor data are due within seven calendar days following the close of the payroll period. Every firm providing physical labor towards completing the project is a subcontractor under this special provision.

(3) Upon receipt of contract execution, promptly make all affected firms aware of the requirements under this special provision and arrange for them to receive CRCS training as they are about to begin their submittals. The department will provide training either in a classroom setting at one of our regional offices or by telephone. Contact Paul Ndon at (414) 438-4584 to schedule the training.

(4) The department will reject all paper submittals for information required under this special provision. All costs for conforming to this special provision are incidental to the contract.

(5) Firms wishing to export payroll/labor data from their computer system into CRCS should have their payroll coordinator contact Paul Ndon at paul.ndon@dot.wi.gov. Not every contractor's payroll system is capable of producing export files. For details, see Section 4.8 CPR Auto Submit (Data Mapping) on pages 49-50; 66-71 of the CRCS Payroll Manual at:

<https://wisconsindot.gov/Documents/doing-bus/civil-rights/labornwage/crcs-payroll-manual.pdf>

**REQUIRED CONTRACT PROVISIONS
FEDERAL-AID CONSTRUCTION CONTRACTS**

- I. General
- II. Nondiscrimination
- III. Nonsegregated Facilities
- IV. Davis-Bacon and Related Act Provisions
- V. Contract Work Hours and Safety Standards Act Provisions
- VI. Subletting or Assigning the Contract
- VII. Safety: Accident Prevention
- VIII. False Statements Concerning Highway Projects
- IX. Implementation of Clean Air Act and Federal Water Pollution Control Act
- X. Compliance with Governmentwide Suspension and Debarment Requirements
- XI. Certification Regarding Use of Contract Funds for Lobbying

ATTACHMENTS

A. Employment and Materials Preference for Appalachian Development Highway System or Appalachian Local Access Road Contracts (included in Appalachian contracts only)

I. GENERAL

1. Form FHWA-1273 must be physically incorporated in each construction contract funded under Title 23 (excluding emergency contracts solely intended for debris removal). The contractor (or subcontractor) must insert this form in each subcontract and further require its inclusion in all lower tier subcontracts (excluding purchase orders, rental agreements and other agreements for supplies or services).

The applicable requirements of Form FHWA-1273 are incorporated by reference for work done under any purchase order, rental agreement or agreement for other services. The prime contractor shall be responsible for compliance by any subcontractor, lower-tier subcontractor or service provider.

Form FHWA-1273 must be included in all Federal-aid design-build contracts, in all subcontracts and in lower tier subcontracts (excluding subcontracts for design services, purchase orders, rental agreements and other agreements for supplies or services). The design-builder shall be responsible for compliance by any subcontractor, lower-tier subcontractor or service provider.

Contracting agencies may reference Form FHWA-1273 in bid proposal or request for proposal documents, however, the Form FHWA-1273 must be physically incorporated (not referenced) in all contracts, subcontracts and lower-tier subcontracts (excluding purchase orders, rental agreements and other agreements for supplies or services related to a construction contract).

2. Subject to the applicability criteria noted in the following sections, these contract provisions shall apply to all work performed on the contract by the contractor's own organization and with the assistance of workers under the contractor's immediate superintendence and to all work performed on the contract by piecework, station work, or by subcontract.

3. A breach of any of the stipulations contained in these Required Contract Provisions may be sufficient grounds for withholding of progress payments, withholding of final payment, termination of the contract, suspension / debarment or any other action determined to be appropriate by the contracting agency and FHWA.

4. Selection of Labor: During the performance of this contract, the contractor shall not use convict labor for any purpose within the limits of a construction project on a Federal-aid highway unless it is labor performed by convicts who are on parole, supervised release, or probation. The term Federal-aid highway does not include roadways functionally classified as local roads or rural minor collectors.

II. NONDISCRIMINATION

The provisions of this section related to 23 CFR Part 230 are applicable to all Federal-aid construction contracts and to all related construction subcontracts of \$10,000 or more. The provisions of 23 CFR Part 230 are not applicable to material supply, engineering, or architectural service contracts.

In addition, the contractor and all subcontractors must comply with the following policies: Executive Order 11246, 41 CFR 60, 29 CFR 1625-1627, Title 23 USC Section 140, the Rehabilitation Act of 1973, as amended (29 USC 794), Title VI of the Civil Rights Act of 1964, as amended, and related regulations including 49 CFR Parts 21, 26 and 27; and 23 CFR Parts 200, 230, and 633.

The contractor and all subcontractors must comply with: the requirements of the Equal Opportunity Clause in 41 CFR 60-1.4(b) and, for all construction contracts exceeding \$10,000, the Standard Federal Equal Employment Opportunity Construction Contract Specifications in 41 CFR 60-4.3.

Note: The U.S. Department of Labor has exclusive authority to determine compliance with Executive Order 11246 and the policies of the Secretary of Labor including 41 CFR 60, and 29 CFR 1625-1627. The contracting agency and the FHWA have the authority and the responsibility to ensure compliance with Title 23 USC Section 140, the Rehabilitation Act of 1973, as amended (29 USC 794), and Title VI of the Civil Rights Act of 1964, as amended, and related regulations including 49 CFR Parts 21, 26 and 27; and 23 CFR Parts 200, 230, and 633.

The following provision is adopted from 23 CFR 230, Appendix A, with appropriate revisions to conform to the U.S. Department of Labor (US DOL) and FHWA requirements.

1. Equal Employment Opportunity: Equal employment opportunity (EEO) requirements not to discriminate and to take affirmative action to assure equal opportunity as set forth under laws, executive orders, rules, regulations (28 CFR 35, 29 CFR 1630, 29 CFR 1625-1627, 41 CFR 60 and 49 CFR 27) and orders of the Secretary of Labor as modified by the provisions prescribed herein, and imposed pursuant to 23 U.S.C. 140 shall constitute the EEO and specific affirmative action standards for the contractor's project activities under

this contract. The provisions of the Americans with Disabilities Act of 1990 (42 U.S.C. 12101 et seq.) set forth under 28 CFR 35 and 29 CFR 1630 are incorporated by reference in this contract. In the execution of this contract, the contractor agrees to comply with the following minimum specific requirement activities of EEO:

a. The contractor will work with the contracting agency and the Federal Government to ensure that it has made every good faith effort to provide equal opportunity with respect to all of its terms and conditions of employment and in their review of activities under the contract.

b. The contractor will accept as its operating policy the following statement:

"It is the policy of this Company to assure that applicants are employed, and that employees are treated during employment, without regard to their race, religion, sex, color, national origin, age or disability. Such action shall include: employment, upgrading, demotion, or transfer; recruitment or recruitment advertising; layoff or termination; rates of pay or other forms of compensation; and selection for training, including apprenticeship, pre-apprenticeship, and/or on-the-job training."

2. EEO Officer: The contractor will designate and make known to the contracting officers an EEO Officer who will have the responsibility for and must be capable of effectively administering and promoting an active EEO program and who must be assigned adequate authority and responsibility to do so.

3. Dissemination of Policy: All members of the contractor's staff who are authorized to hire, supervise, promote, and discharge employees, or who recommend such action, or who are substantially involved in such action, will be made fully cognizant of, and will implement, the contractor's EEO policy and contractual responsibilities to provide EEO in each grade and classification of employment. To ensure that the above agreement will be met, the following actions will be taken as a minimum:

a. Periodic meetings of supervisory and personnel office employees will be conducted before the start of work and then not less often than once every six months, at which time the contractor's EEO policy and its implementation will be reviewed and explained. The meetings will be conducted by the EEO Officer.

b. All new supervisory or personnel office employees will be given a thorough indoctrination by the EEO Officer, covering all major aspects of the contractor's EEO obligations within thirty days following their reporting for duty with the contractor.

c. All personnel who are engaged in direct recruitment for the project will be instructed by the EEO Officer in the contractor's procedures for locating and hiring minorities and women.

d. Notices and posters setting forth the contractor's EEO policy will be placed in areas readily accessible to employees, applicants for employment and potential employees.

e. The contractor's EEO policy and the procedures to implement such policy will be brought to the attention of employees by means of meetings, employee handbooks, or other appropriate means.

4. Recruitment: When advertising for employees, the contractor will include in all advertisements for employees the notation: "An Equal Opportunity Employer." All such advertisements will be placed in publications having a large circulation among minorities and women in the area from which the project work force would normally be derived.

a. The contractor will, unless precluded by a valid bargaining agreement, conduct systematic and direct recruitment through public and private employee referral sources likely to yield qualified minorities and women. To meet this requirement, the contractor will identify sources of potential minority group employees, and establish with such identified sources procedures whereby minority and women applicants may be referred to the contractor for employment consideration.

b. In the event the contractor has a valid bargaining agreement providing for exclusive hiring hall referrals, the contractor is expected to observe the provisions of that agreement to the extent that the system meets the contractor's compliance with EEO contract provisions. Where implementation of such an agreement has the effect of discriminating against minorities or women, or obligates the contractor to do the same, such implementation violates Federal nondiscrimination provisions.

c. The contractor will encourage its present employees to refer minorities and women as applicants for employment. Information and procedures with regard to referring such applicants will be discussed with employees.

5. Personnel Actions: Wages, working conditions, and employee benefits shall be established and administered, and personnel actions of every type, including hiring, upgrading, promotion, transfer, demotion, layoff, and termination, shall be taken without regard to race, color, religion, sex, national origin, age or disability. The following procedures shall be followed:

a. The contractor will conduct periodic inspections of project sites to insure that working conditions and employee facilities do not indicate discriminatory treatment of project site personnel.

b. The contractor will periodically evaluate the spread of wages paid within each classification to determine any evidence of discriminatory wage practices.

c. The contractor will periodically review selected personnel actions in depth to determine whether there is evidence of discrimination. Where evidence is found, the contractor will promptly take corrective action. If the review indicates that the discrimination may extend beyond the actions reviewed, such corrective action shall include all affected persons.

d. The contractor will promptly investigate all complaints of alleged discrimination made to the contractor in connection with its obligations under this contract, will attempt to resolve such complaints, and will take appropriate corrective action within a reasonable time. If the investigation indicates that the discrimination may affect persons other than the complainant, such corrective action shall include such other persons. Upon completion of each investigation, the contractor will inform every complainant of all of their avenues of appeal.

6. Training and Promotion:

a. The contractor will assist in locating, qualifying, and increasing the skills of minorities and women who are

applicants for employment or current employees. Such efforts should be aimed at developing full journey level status employees in the type of trade or job classification involved.

b. Consistent with the contractor's work force requirements and as permissible under Federal and State regulations, the contractor shall make full use of training programs, i.e., apprenticeship, and on-the-job training programs for the geographical area of contract performance. In the event a special provision for training is provided under this contract, this subparagraph will be superseded as indicated in the special provision. The contracting agency may reserve training positions for persons who receive welfare assistance in accordance with 23 U.S.C. 140(a).

c. The contractor will advise employees and applicants for employment of available training programs and entrance requirements for each.

d. The contractor will periodically review the training and promotion potential of employees who are minorities and women and will encourage eligible employees to apply for such training and promotion.

7. Unions: If the contractor relies in whole or in part upon unions as a source of employees, the contractor will use good faith efforts to obtain the cooperation of such unions to increase opportunities for minorities and women. Actions by the contractor, either directly or through a contractor's association acting as agent, will include the procedures set forth below:

a. The contractor will use good faith efforts to develop, in cooperation with the unions, joint training programs aimed toward qualifying more minorities and women for membership in the unions and increasing the skills of minorities and women so that they may qualify for higher paying employment.

b. The contractor will use good faith efforts to incorporate an EEO clause into each union agreement to the end that such union will be contractually bound to refer applicants without regard to their race, color, religion, sex, national origin, age or disability.

c. The contractor is to obtain information as to the referral practices and policies of the labor union except that to the extent such information is within the exclusive possession of the labor union and such labor union refuses to furnish such information to the contractor, the contractor shall so certify to the contracting agency and shall set forth what efforts have been made to obtain such information.

d. In the event the union is unable to provide the contractor with a reasonable flow of referrals within the time limit set forth in the collective bargaining agreement, the contractor will, through independent recruitment efforts, fill the employment vacancies without regard to race, color, religion, sex, national origin, age or disability; making full efforts to obtain qualified and/or qualifiable minorities and women. The failure of a union to provide sufficient referrals (even though it is obligated to provide exclusive referrals under the terms of a collective bargaining agreement) does not relieve the contractor from the requirements of this paragraph. In the event the union referral practice prevents the contractor from meeting the obligations pursuant to Executive Order 11246, as amended, and these special provisions, such contractor shall immediately notify the contracting agency.

8. Reasonable Accommodation for Applicants / Employees with Disabilities: The contractor must be familiar

with the requirements for and comply with the Americans with Disabilities Act and all rules and regulations established there under. Employers must provide reasonable accommodation in all employment activities unless to do so would cause an undue hardship.

9. Selection of Subcontractors, Procurement of Materials and Leasing of Equipment: The contractor shall not discriminate on the grounds of race, color, religion, sex, national origin, age or disability in the selection and retention of subcontractors, including procurement of materials and leases of equipment. The contractor shall take all necessary and reasonable steps to ensure nondiscrimination in the administration of this contract.

a. The contractor shall notify all potential subcontractors and suppliers and lessors of their EEO obligations under this contract.

b. The contractor will use good faith efforts to ensure subcontractor compliance with their EEO obligations.

10. Assurance Required by 49 CFR 26.13(b):

a. The requirements of 49 CFR Part 26 and the State DOT's U.S. DOT-approved DBE program are incorporated by reference.

b. The contractor or subcontractor shall not discriminate on the basis of race, color, national origin, or sex in the performance of this contract. The contractor shall carry out applicable requirements of 49 CFR Part 26 in the award and administration of DOT-assisted contracts. Failure by the contractor to carry out these requirements is a material breach of this contract, which may result in the termination of this contract or such other remedy as the contracting agency deems appropriate.

11. Records and Reports: The contractor shall keep such records as necessary to document compliance with the EEO requirements. Such records shall be retained for a period of three years following the date of the final payment to the contractor for all contract work and shall be available at reasonable times and places for inspection by authorized representatives of the contracting agency and the FHWA.

a. The records kept by the contractor shall document the following:

(1) The number and work hours of minority and non-minority group members and women employed in each work classification on the project;

(2) The progress and efforts being made in cooperation with unions, when applicable, to increase employment opportunities for minorities and women; and

(3) The progress and efforts being made in locating, hiring, training, qualifying, and upgrading minorities and women;

b. The contractors and subcontractors will submit an annual report to the contracting agency each July for the duration of the project, indicating the number of minority, women, and non-minority group employees currently engaged in each work classification required by the contract work. This information is to be reported on [Form FHWA-1391](#). The staffing data should represent the project work force on board in all or any part of the last payroll period preceding the end of July. If on-the-job training is being required by special provision, the contractor

will be required to collect and report training data. The employment data should reflect the work force on board during all or any part of the last payroll period preceding the end of July.

III. NONSEGREGATED FACILITIES

This provision is applicable to all Federal-aid construction contracts and to all related construction subcontracts of \$10,000 or more.

The contractor must ensure that facilities provided for employees are provided in such a manner that segregation on the basis of race, color, religion, sex, or national origin cannot result. The contractor may neither require such segregated use by written or oral policies nor tolerate such use by employee custom. The contractor's obligation extends further to ensure that its employees are not assigned to perform their services at any location, under the contractor's control, where the facilities are segregated. The term "facilities" includes waiting rooms, work areas, restaurants and other eating areas, time clocks, restrooms, washrooms, locker rooms, and other storage or dressing areas, parking lots, drinking fountains, recreation or entertainment areas, transportation, and housing provided for employees. The contractor shall provide separate or single-user restrooms and necessary dressing or sleeping areas to assure privacy between sexes.

IV. DAVIS-BACON AND RELATED ACT PROVISIONS

This section is applicable to all Federal-aid construction projects exceeding \$2,000 and to all related subcontracts and lower-tier subcontracts (regardless of subcontract size). The requirements apply to all projects located within the right-of-way of a roadway that is functionally classified as Federal-aid highway. This excludes roadways functionally classified as local roads or rural minor collectors, which are exempt. Contracting agencies may elect to apply these requirements to other projects.

The following provisions are from the U.S. Department of Labor regulations in 29 CFR 5.5 "Contract provisions and related matters" with minor revisions to conform to the FHWA-1273 format and FHWA program requirements.

1. Minimum wages

a. All laborers and mechanics employed or working upon the site of the work, will be paid unconditionally and not less often than once a week, and without subsequent deduction or rebate on any account (except such payroll deductions as are permitted by regulations issued by the Secretary of Labor under the Copeland Act (29 CFR part 3)), the full amount of wages and bona fide fringe benefits (or cash equivalents thereof) due at time of payment computed at rates not less than those contained in the wage determination of the Secretary of Labor which is attached hereto and made a part hereof, regardless of any contractual relationship which may be alleged to exist between the contractor and such laborers and mechanics.

Contributions made or costs reasonably anticipated for bona fide fringe benefits under section 1(b)(2) of the Davis-Bacon Act on behalf of laborers or mechanics are considered wages paid to such laborers or mechanics, subject to the provisions

of paragraph 1.d. of this section; also, regular contributions made or costs incurred for more than a weekly period (but not less often than quarterly) under plans, funds, or programs which cover the particular weekly period, are deemed to be constructively made or incurred during such weekly period. Such laborers and mechanics shall be paid the appropriate wage rate and fringe benefits on the wage determination for the classification of work actually performed, without regard to skill, except as provided in 29 CFR 5.5(a)(4). Laborers or mechanics performing work in more than one classification may be compensated at the rate specified for each classification for the time actually worked therein: Provided, That the employer's payroll records accurately set forth the time spent in each classification in which work is performed. The wage determination (including any additional classification and wage rates conformed under paragraph 1.b. of this section) and the Davis-Bacon poster (WH-1321) shall be posted at all times by the contractor and its subcontractors at the site of the work in a prominent and accessible place where it can be easily seen by the workers.

b.(1) The contracting officer shall require that any class of laborers or mechanics, including helpers, which is not listed in the wage determination and which is to be employed under the contract shall be classified in conformance with the wage determination. The contracting officer shall approve an additional classification and wage rate and fringe benefits therefore only when the following criteria have been met:

(i) The work to be performed by the classification requested is not performed by a classification in the wage determination; and

(ii) The classification is utilized in the area by the construction industry; and

(iii) The proposed wage rate, including any bona fide fringe benefits, bears a reasonable relationship to the wage rates contained in the wage determination.

(2) If the contractor and the laborers and mechanics to be employed in the classification (if known), or their representatives, and the contracting officer agree on the classification and wage rate (including the amount designated for fringe benefits where appropriate), a report of the action taken shall be sent by the contracting officer to the Administrator of the Wage and Hour Division, Employment Standards Administration, U.S. Department of Labor, Washington, DC 20210. The Administrator, or an authorized representative, will approve, modify, or disapprove every additional classification action within 30 days of receipt and so advise the contracting officer or will notify the contracting officer within the 30-day period that additional time is necessary.

(3) In the event the contractor, the laborers or mechanics to be employed in the classification or their representatives, and the contracting officer do not agree on the proposed classification and wage rate (including the amount designated for fringe benefits, where appropriate), the contracting officer shall refer the questions, including the views of all interested parties and the recommendation of the contracting officer, to the Wage and Hour Administrator for determination. The Wage and Hour Administrator, or an authorized representative, will issue a determination within 30 days of receipt and so advise the contracting officer or

will notify the contracting officer within the 30-day period that additional time is necessary.

(4) The wage rate (including fringe benefits where appropriate) determined pursuant to paragraphs 1.b.(2) or 1.b.(3) of this section, shall be paid to all workers performing work in the classification under this contract from the first day on which work is performed in the classification.

c. Whenever the minimum wage rate prescribed in the contract for a class of laborers or mechanics includes a fringe benefit which is not expressed as an hourly rate, the contractor shall either pay the benefit as stated in the wage determination or shall pay another bona fide fringe benefit or an hourly cash equivalent thereof.

d. If the contractor does not make payments to a trustee or other third person, the contractor may consider as part of the wages of any laborer or mechanic the amount of any costs reasonably anticipated in providing bona fide fringe benefits under a plan or program. Provided, That the Secretary of Labor has found, upon the written request of the contractor, that the applicable standards of the Davis-Bacon Act have been met. The Secretary of Labor may require the contractor to set aside in a separate account assets for the meeting of obligations under the plan or program.

2. Withholding

The contracting agency shall upon its own action or upon written request of an authorized representative of the Department of Labor, withhold or cause to be withheld from the contractor under this contract, or any other Federal contract with the same prime contractor, or any other federally-assisted contract subject to Davis-Bacon prevailing wage requirements, which is held by the same prime contractor, so much of the accrued payments or advances as may be considered necessary to pay laborers and mechanics, including apprentices, trainees, and helpers, employed by the contractor or any subcontractor the full amount of wages required by the contract. In the event of failure to pay any laborer or mechanic, including any apprentice, trainee, or helper, employed or working on the site of the work, all or part of the wages required by the contract, the contracting agency may, after written notice to the contractor, take such action as may be necessary to cause the suspension of any further payment, advance, or guarantee of funds until such violations have ceased.

3. Payrolls and basic records

a. Payrolls and basic records relating thereto shall be maintained by the contractor during the course of the work and preserved for a period of three years thereafter for all laborers and mechanics working at the site of the work. Such records shall contain the name, address, and social security number of each such worker, his or her correct classification, hourly rates of wages paid (including rates of contributions or costs anticipated for bona fide fringe benefits or cash equivalents thereof of the types described in section 1(b)(2)(B) of the Davis-Bacon Act), daily and weekly number of hours worked, deductions made and actual wages paid. Whenever the Secretary of Labor has found under 29 CFR 5.5(a)(1)(iv) that the wages of any laborer or mechanic include the amount of any costs reasonably anticipated in providing benefits under a plan or program described in section 1(b)(2)(B) of the Davis-

Bacon Act, the contractor shall maintain records which show that the commitment to provide such benefits is enforceable, that the plan or program is financially responsible, and that the plan or program has been communicated in writing to the laborers or mechanics affected, and records which show the costs anticipated or the actual cost incurred in providing such benefits. Contractors employing apprentices or trainees under approved programs shall maintain written evidence of the registration of apprenticeship programs and certification of trainee programs, the registration of the apprentices and trainees, and the ratios and wage rates prescribed in the applicable programs.

b.(1) The contractor shall submit weekly for each week in which any contract work is performed a copy of all payrolls to the contracting agency. The payrolls submitted shall set out accurately and completely all of the information required to be maintained under 29 CFR 5.5(a)(3)(i), except that full social security numbers and home addresses shall not be included on weekly transmittals. Instead the payrolls shall only need to include an individually identifying number for each employee (e.g., the last four digits of the employee's social security number). The required weekly payroll information may be submitted in any form desired. Optional Form WH-347 is available for this purpose from the Wage and Hour Division Web site at <http://www.dol.gov/esa/whd/forms/wh347instr.htm> or its successor site. The prime contractor is responsible for the submission of copies of payrolls by all subcontractors. Contractors and subcontractors shall maintain the full social security number and current address of each covered worker, and shall provide them upon request to the contracting agency for transmission to the State DOT, the FHWA or the Wage and Hour Division of the Department of Labor for purposes of an investigation or audit of compliance with prevailing wage requirements. It is not a violation of this section for a prime contractor to require a subcontractor to provide addresses and social security numbers to the prime contractor for its own records, without weekly submission to the contracting agency..

(2) Each payroll submitted shall be accompanied by a "Statement of Compliance," signed by the contractor or subcontractor or his or her agent who pays or supervises the payment of the persons employed under the contract and shall certify the following:

(i) That the payroll for the payroll period contains the information required to be provided under §5.5 (a)(3)(ii) of Regulations, 29 CFR part 5, the appropriate information is being maintained under §5.5 (a)(3)(i) of Regulations, 29 CFR part 5, and that such information is correct and complete;

(ii) That each laborer or mechanic (including each helper, apprentice, and trainee) employed on the contract during the payroll period has been paid the full weekly wages earned, without rebate, either directly or indirectly, and that no deductions have been made either directly or indirectly from the full wages earned, other than permissible deductions as set forth in Regulations, 29 CFR part 3;

(iii) That each laborer or mechanic has been paid not less than the applicable wage rates and fringe benefits or cash equivalents for the classification of work performed, as specified in the applicable wage determination incorporated into the contract.

(3) The weekly submission of a properly executed certification set forth on the reverse side of Optional Form WH-347 shall satisfy the requirement for submission of the "Statement of Compliance" required by paragraph 3.b.(2) of this section.

(4) The falsification of any of the above certifications may subject the contractor or subcontractor to civil or criminal prosecution under section 1001 of title 18 and section 231 of title 31 of the United States Code.

c. The contractor or subcontractor shall make the records required under paragraph 3.a. of this section available for inspection, copying, or transcription by authorized representatives of the contracting agency, the State DOT, the FHWA, or the Department of Labor, and shall permit such representatives to interview employees during working hours on the job. If the contractor or subcontractor fails to submit the required records or to make them available, the FHWA may, after written notice to the contractor, the contracting agency or the State DOT, take such action as may be necessary to cause the suspension of any further payment, advance, or guarantee of funds. Furthermore, failure to submit the required records upon request or to make such records available may be grounds for debarment action pursuant to 29 CFR 5.12.

4. Apprentices and trainees

a. Apprentices (programs of the USDOL).

Apprentices will be permitted to work at less than the predetermined rate for the work they performed when they are employed pursuant to and individually registered in a bona fide apprenticeship program registered with the U.S. Department of Labor, Employment and Training Administration, Office of Apprenticeship Training, Employer and Labor Services, or with a State Apprenticeship Agency recognized by the Office, or if a person is employed in his or her first 90 days of probationary employment as an apprentice in such an apprenticeship program, who is not individually registered in the program, but who has been certified by the Office of Apprenticeship Training, Employer and Labor Services or a State Apprenticeship Agency (where appropriate) to be eligible for probationary employment as an apprentice.

The allowable ratio of apprentices to journeymen on the job site in any craft classification shall not be greater than the ratio permitted to the contractor as to the entire work force under the registered program. Any worker listed on a payroll at an apprentice wage rate, who is not registered or otherwise employed as stated above, shall be paid not less than the applicable wage rate on the wage determination for the classification of work actually performed. In addition, any apprentice performing work on the job site in excess of the ratio permitted under the registered program shall be paid not less than the applicable wage rate on the wage determination for the work actually performed. Where a contractor is performing construction on a project in a locality other than that in which its program is registered, the ratios and wage rates (expressed in percentages of the journeyman's hourly rate) specified in the contractor's or subcontractor's registered program shall be observed.

Every apprentice must be paid at not less than the rate specified in the registered program for the apprentice's level of progress, expressed as a percentage of the journeymen hourly

rate specified in the applicable wage determination. Apprentices shall be paid fringe benefits in accordance with the provisions of the apprenticeship program. If the apprenticeship program does not specify fringe benefits, apprentices must be paid the full amount of fringe benefits listed on the wage determination for the applicable classification. If the Administrator determines that a different practice prevails for the applicable apprentice classification, fringes shall be paid in accordance with that determination.

In the event the Office of Apprenticeship Training, Employer and Labor Services, or a State Apprenticeship Agency recognized by the Office, withdraws approval of an apprenticeship program, the contractor will no longer be permitted to utilize apprentices at less than the applicable predetermined rate for the work performed until an acceptable program is approved.

b. Trainees (programs of the USDOL).

Except as provided in 29 CFR 5.16, trainees will not be permitted to work at less than the predetermined rate for the work performed unless they are employed pursuant to and individually registered in a program which has received prior approval, evidenced by formal certification by the U.S. Department of Labor, Employment and Training Administration.

The ratio of trainees to journeymen on the job site shall not be greater than permitted under the plan approved by the Employment and Training Administration.

Every trainee must be paid at not less than the rate specified in the approved program for the trainee's level of progress, expressed as a percentage of the journeyman hourly rate specified in the applicable wage determination. Trainees shall be paid fringe benefits in accordance with the provisions of the trainee program. If the trainee program does not mention fringe benefits, trainees shall be paid the full amount of fringe benefits listed on the wage determination unless the Administrator of the Wage and Hour Division determines that there is an apprenticeship program associated with the corresponding journeyman wage rate on the wage determination which provides for less than full fringe benefits for apprentices. Any employee listed on the payroll at a trainee rate who is not registered and participating in a training plan approved by the Employment and Training Administration shall be paid not less than the applicable wage rate on the wage determination for the classification of work actually performed. In addition, any trainee performing work on the job site in excess of the ratio permitted under the registered program shall be paid not less than the applicable wage rate on the wage determination for the work actually performed.

In the event the Employment and Training Administration withdraws approval of a training program, the contractor will no longer be permitted to utilize trainees at less than the applicable predetermined rate for the work performed until an acceptable program is approved.

c. Equal employment opportunity. The utilization of apprentices, trainees and journeymen under this part shall be in conformity with the equal employment opportunity requirements of Executive Order 11246, as amended, and 29 CFR part 30.

d. Apprentices and Trainees (programs of the U.S. DOT).

Apprentices and trainees working under apprenticeship and skill training programs which have been certified by the Secretary of Transportation as promoting EEO in connection with Federal-aid highway construction programs are not subject to the requirements of paragraph 4 of this Section IV. The straight time hourly wage rates for apprentices and trainees under such programs will be established by the particular programs. The ratio of apprentices and trainees to journeymen shall not be greater than permitted by the terms of the particular program.

5. Compliance with Copeland Act requirements. The contractor shall comply with the requirements of 29 CFR part 3, which are incorporated by reference in this contract.

6. Subcontracts. The contractor or subcontractor shall insert Form FHWA-1273 in any subcontracts and also require the subcontractors to include Form FHWA-1273 in any lower tier subcontracts. The prime contractor shall be responsible for the compliance by any subcontractor or lower tier subcontractor with all the contract clauses in 29 CFR 5.5.

7. Contract termination: debarment. A breach of the contract clauses in 29 CFR 5.5 may be grounds for termination of the contract, and for debarment as a contractor and a subcontractor as provided in 29 CFR 5.12.

8. Compliance with Davis-Bacon and Related Act requirements. All rulings and interpretations of the Davis-Bacon and Related Acts contained in 29 CFR parts 1, 3, and 5 are herein incorporated by reference in this contract.

9. Disputes concerning labor standards. Disputes arising out of the labor standards provisions of this contract shall not be subject to the general disputes clause of this contract. Such disputes shall be resolved in accordance with the procedures of the Department of Labor set forth in 29 CFR parts 5, 6, and 7. Disputes within the meaning of this clause include disputes between the contractor (or any of its subcontractors) and the contracting agency, the U.S. Department of Labor, or the employees or their representatives.

10. Certification of eligibility.

a. By entering into this contract, the contractor certifies that neither it (nor he or she) nor any person or firm who has an interest in the contractor's firm is a person or firm ineligible to be awarded Government contracts by virtue of section 3(a) of the Davis-Bacon Act or 29 CFR 5.12(a)(1).

b. No part of this contract shall be subcontracted to any person or firm ineligible for award of a Government contract by virtue of section 3(a) of the Davis-Bacon Act or 29 CFR 5.12(a)(1).

c. The penalty for making false statements is prescribed in the U.S. Criminal Code, 18 U.S.C. 1001.

V. CONTRACT WORK HOURS AND SAFETY STANDARDS ACT

The following clauses apply to any Federal-aid construction contract in an amount in excess of \$100,000 and subject to the overtime provisions of the Contract Work Hours and Safety Standards Act. These clauses shall be inserted in addition to the clauses required by 29 CFR 5.5(a) or 29 CFR 4.6. As used in this paragraph, the terms laborers and mechanics include watchmen and guards.

1. Overtime requirements. No contractor or subcontractor contracting for any part of the contract work which may require or involve the employment of laborers or mechanics shall require or permit any such laborer or mechanic in any workweek in which he or she is employed on such work to work in excess of forty hours in such workweek unless such laborer or mechanic receives compensation at a rate not less than one and one-half times the basic rate of pay for all hours worked in excess of forty hours in such workweek.

2. Violation; liability for unpaid wages; liquidated damages. In the event of any violation of the clause set forth in paragraph (1.) of this section, the contractor and any subcontractor responsible therefor shall be liable for the unpaid wages. In addition, such contractor and subcontractor shall be liable to the United States (in the case of work done under contract for the District of Columbia or a territory, to such District or to such territory), for liquidated damages. Such liquidated damages shall be computed with respect to each individual laborer or mechanic, including watchmen and guards, employed in violation of the clause set forth in paragraph (1.) of this section, in the sum of \$10 for each calendar day on which such individual was required or permitted to work in excess of the standard workweek of forty hours without payment of the overtime wages required by the clause set forth in paragraph (1.) of this section.

3. Withholding for unpaid wages and liquidated damages. The FHWA or the contracting agency shall upon its own action or upon written request of an authorized representative of the Department of Labor withhold or cause to be withheld, from any moneys payable on account of work performed by the contractor or subcontractor under any such contract or any other Federal contract with the same prime contractor, or any other federally-assisted contract subject to the Contract Work Hours and Safety Standards Act, which is held by the same prime contractor, such sums as may be determined to be necessary to satisfy any liabilities of such contractor or subcontractor for unpaid wages and liquidated damages as provided in the clause set forth in paragraph (2.) of this section.

4. Subcontracts. The contractor or subcontractor shall insert in any subcontracts the clauses set forth in paragraph (1.) through (4.) of this section and also a clause requiring the subcontractors to include these clauses in any lower tier subcontracts. The prime contractor shall be responsible for compliance by any subcontractor or lower tier subcontractor with the clauses set forth in paragraphs (1.) through (4.) of this section.

VI. SUBLETTING OR ASSIGNING THE CONTRACT

This provision is applicable to all Federal-aid construction contracts on the National Highway System.

1. The contractor shall perform with its own organization contract work amounting to not less than 30 percent (or a greater percentage if specified elsewhere in the contract) of the total original contract price, excluding any specialty items designated by the contracting agency. Specialty items may be performed by subcontract and the amount of any such specialty items performed may be deducted from the total original contract price before computing the amount of work required to be performed by the contractor's own organization (23 CFR 635.116).

a. The term "perform work with its own organization" refers to workers employed or leased by the prime contractor, and equipment owned or rented by the prime contractor, with or without operators. Such term does not include employees or equipment of a subcontractor or lower tier subcontractor, agents of the prime contractor, or any other assignees. The term may include payments for the costs of hiring leased employees from an employee leasing firm meeting all relevant Federal and State regulatory requirements. Leased employees may only be included in this term if the prime contractor meets all of the following conditions:

(1) the prime contractor maintains control over the supervision of the day-to-day activities of the leased employees;

(2) the prime contractor remains responsible for the quality of the work of the leased employees;

(3) the prime contractor retains all power to accept or exclude individual employees from work on the project; and

(4) the prime contractor remains ultimately responsible for the payment of predetermined minimum wages, the submission of payrolls, statements of compliance and all other Federal regulatory requirements.

b. "Specialty Items" shall be construed to be limited to work that requires highly specialized knowledge, abilities, or equipment not ordinarily available in the type of contracting organizations qualified and expected to bid or propose on the contract as a whole and in general are to be limited to minor components of the overall contract.

2. The contract amount upon which the requirements set forth in paragraph (1) of Section VI is computed includes the cost of material and manufactured products which are to be purchased or produced by the contractor under the contract provisions.

3. The contractor shall furnish (a) a competent superintendent or supervisor who is employed by the firm, has full authority to direct performance of the work in accordance with the contract requirements, and is in charge of all construction operations (regardless of who performs the work) and (b) such other of its own organizational resources (supervision, management, and engineering services) as the contracting officer determines is necessary to assure the performance of the contract.

4. No portion of the contract shall be sublet, assigned or otherwise disposed of except with the written consent of the contracting officer, or authorized representative, and such consent when given shall not be construed to relieve the contractor of any responsibility for the fulfillment of the contract. Written consent will be given only after the contracting agency has assured that each subcontract is

evidenced in writing and that it contains all pertinent provisions and requirements of the prime contract.

5. The 30% self-performance requirement of paragraph (1) is not applicable to design-build contracts; however, contracting agencies may establish their own self-performance requirements.

VII. SAFETY: ACCIDENT PREVENTION

This provision is applicable to all Federal-aid construction contracts and to all related subcontracts.

1. In the performance of this contract the contractor shall comply with all applicable Federal, State, and local laws governing safety, health, and sanitation (23 CFR 635). The contractor shall provide all safeguards, safety devices and protective equipment and take any other needed actions as it determines, or as the contracting officer may determine, to be reasonably necessary to protect the life and health of employees on the job and the safety of the public and to protect property in connection with the performance of the work covered by the contract.

2. It is a condition of this contract, and shall be made a condition of each subcontract, which the contractor enters into pursuant to this contract, that the contractor and any subcontractor shall not permit any employee, in performance of the contract, to work in surroundings or under conditions which are unsanitary, hazardous or dangerous to his/her health or safety, as determined under construction safety and health standards (29 CFR 1926) promulgated by the Secretary of Labor, in accordance with Section 107 of the Contract Work Hours and Safety Standards Act (40 U.S.C. 3704).

3. Pursuant to 29 CFR 1926.3, it is a condition of this contract that the Secretary of Labor or authorized representative thereof, shall have right of entry to any site of contract performance to inspect or investigate the matter of compliance with the construction safety and health standards and to carry out the duties of the Secretary under Section 107 of the Contract Work Hours and Safety Standards Act (40 U.S.C.3704).

VIII. FALSE STATEMENTS CONCERNING HIGHWAY PROJECTS

This provision is applicable to all Federal-aid construction contracts and to all related subcontracts.

In order to assure high quality and durable construction in conformity with approved plans and specifications and a high degree of reliability on statements and representations made by engineers, contractors, suppliers, and workers on Federal-aid highway projects, it is essential that all persons concerned with the project perform their functions as carefully, thoroughly, and honestly as possible. Willful falsification, distortion, or misrepresentation with respect to any facts related to the project is a violation of Federal law. To prevent any misunderstanding regarding the seriousness of these and similar acts, Form FHWA-1022 shall be posted on each Federal-aid highway project (23 CFR 635) in one or more places where it is readily available to all persons concerned with the project:

18 U.S.C. 1020 reads as follows:

"Whoever, being an officer, agent, or employee of the United States, or of any State or Territory, or whoever, whether a person, association, firm, or corporation, knowingly makes any false statement, false representation, or false report as to the character, quality, quantity, or cost of the material used or to be used, or the quantity or quality of the work performed or to be performed, or the cost thereof in connection with the submission of plans, maps, specifications, contracts, or costs of construction on any highway or related project submitted for approval to the Secretary of Transportation; or

Whoever knowingly makes any false statement, false representation, false report or false claim with respect to the character, quality, quantity, or cost of any work performed or to be performed, or materials furnished or to be furnished, in connection with the construction of any highway or related project approved by the Secretary of Transportation; or

Whoever knowingly makes any false statement or false representation as to material fact in any statement, certificate, or report submitted pursuant to provisions of the Federal-aid Roads Act approved July 1, 1916, (39 Stat. 355), as amended and supplemented;

Shall be fined under this title or imprisoned not more than 5 years or both."

IX. IMPLEMENTATION OF CLEAN AIR ACT AND FEDERAL WATER POLLUTION CONTROL ACT

This provision is applicable to all Federal-aid construction contracts and to all related subcontracts.

By submission of this bid/proposal or the execution of this contract, or subcontract, as appropriate, the bidder, proposer, Federal-aid construction contractor, or subcontractor, as appropriate, will be deemed to have stipulated as follows:

1. That any person who is or will be utilized in the performance of this contract is not prohibited from receiving an award due to a violation of Section 508 of the Clean Water Act or Section 306 of the Clean Air Act.

2. That the contractor agrees to include or cause to be included the requirements of paragraph (1) of this Section X in every subcontract, and further agrees to take such action as the contracting agency may direct as a means of enforcing such requirements.

X. CERTIFICATION REGARDING DEBARMENT, SUSPENSION, INELIGIBILITY AND VOLUNTARY EXCLUSION

This provision is applicable to all Federal-aid construction contracts, design-build contracts, subcontracts, lower-tier subcontracts, purchase orders, lease agreements, consultant contracts or any other covered transaction requiring FHWA approval or that is estimated to cost \$25,000 or more – as defined in 2 CFR Parts 180 and 1200.

1. Instructions for Certification – First Tier Participants:

a. By signing and submitting this proposal, the prospective first tier participant is providing the certification set out below.

b. The inability of a person to provide the certification set out below will not necessarily result in denial of participation in this

covered transaction. The prospective first tier participant shall submit an explanation of why it cannot provide the certification set out below. The certification or explanation will be considered in connection with the department or agency's determination whether to enter into this transaction. However, failure of the prospective first tier participant to furnish a certification or an explanation shall disqualify such a person from participation in this transaction.

c. The certification in this clause is a material representation of fact upon which reliance was placed when the contracting agency determined to enter into this transaction. If it is later determined that the prospective participant knowingly rendered an erroneous certification, in addition to other remedies available to the Federal Government, the contracting agency may terminate this transaction for cause of default.

d. The prospective first tier participant shall provide immediate written notice to the contracting agency to whom this proposal is submitted if any time the prospective first tier participant learns that its certification was erroneous when submitted or has become erroneous by reason of changed circumstances.

e. The terms "covered transaction," "debarred," "suspended," "ineligible," "participant," "person," "principal," and "voluntarily excluded," as used in this clause, are defined in 2 CFR Parts 180 and 1200. "First Tier Covered Transactions" refers to any covered transaction between a grantee or subgrantee of Federal funds and a participant (such as the prime or general contract). "Lower Tier Covered Transactions" refers to any covered transaction under a First Tier Covered Transaction (such as subcontracts). "First Tier Participant" refers to the participant who has entered into a covered transaction with a grantee or subgrantee of Federal funds (such as the prime or general contractor). "Lower Tier Participant" refers any participant who has entered into a covered transaction with a First Tier Participant or other Lower Tier Participants (such as subcontractors and suppliers).

f. The prospective first tier participant agrees by submitting this proposal that, should the proposed covered transaction be entered into, it shall not knowingly enter into any lower tier covered transaction with a person who is debarred, suspended, declared ineligible, or voluntarily excluded from participation in this covered transaction, unless authorized by the department or agency entering into this transaction.

g. The prospective first tier participant further agrees by submitting this proposal that it will include the clause titled "Certification Regarding Debarment, Suspension, Ineligibility and Voluntary Exclusion-Lower Tier Covered Transactions," provided by the department or contracting agency, entering into this covered transaction, without modification, in all lower tier covered transactions and in all solicitations for lower tier covered transactions exceeding the \$25,000 threshold.

h. A participant in a covered transaction may rely upon a certification of a prospective participant in a lower tier covered transaction that is not debarred, suspended, ineligible, or voluntarily excluded from the covered transaction, unless it knows that the certification is erroneous. A participant is responsible for ensuring that its principals are not suspended, debarred, or otherwise ineligible to participate in covered transactions. To verify the eligibility of its principals, as well as the eligibility of any lower tier prospective participants, each participant may, but is not required to, check the Excluded Parties List System website (<https://www.epls.gov/>), which is compiled by the General Services Administration.

i. Nothing contained in the foregoing shall be construed to require the establishment of a system of records in order to render in good faith the certification required by this clause. The knowledge and information of the prospective participant is not required to exceed that which is normally possessed by a prudent person in the ordinary course of business dealings.

j. Except for transactions authorized under paragraph (f) of these instructions, if a participant in a covered transaction knowingly enters into a lower tier covered transaction with a person who is suspended, debarred, ineligible, or voluntarily excluded from participation in this transaction, in addition to other remedies available to the Federal Government, the department or agency may terminate this transaction for cause or default.

* * * * *

2. Certification Regarding Debarment, Suspension, Ineligibility and Voluntary Exclusion – First Tier Participants:

a. The prospective first tier participant certifies to the best of its knowledge and belief, that it and its principals:

(1) Are not presently debarred, suspended, proposed for debarment, declared ineligible, or voluntarily excluded from participating in covered transactions by any Federal department or agency;

(2) Have not within a three-year period preceding this proposal been convicted of or had a civil judgment rendered against them for commission of fraud or a criminal offense in connection with obtaining, attempting to obtain, or performing a public (Federal, State or local) transaction or contract under a public transaction; violation of Federal or State antitrust statutes or commission of embezzlement, theft, forgery, bribery, falsification or destruction of records, making false statements, or receiving stolen property;

(3) Are not presently indicted for or otherwise criminally or civilly charged by a governmental entity (Federal, State or local) with commission of any of the offenses enumerated in paragraph (a)(2) of this certification; and

(4) Have not within a three-year period preceding this application/proposal had one or more public transactions (Federal, State or local) terminated for cause or default.

b. Where the prospective participant is unable to certify to any of the statements in this certification, such prospective participant shall attach an explanation to this proposal.

2. Instructions for Certification - Lower Tier Participants:

(Applicable to all subcontracts, purchase orders and other lower tier transactions requiring prior FHWA approval or estimated to cost \$25,000 or more - 2 CFR Parts 180 and 1200)

a. By signing and submitting this proposal, the prospective lower tier is providing the certification set out below.

b. The certification in this clause is a material representation of fact upon which reliance was placed when this transaction was entered into. If it is later determined that the prospective lower tier participant knowingly rendered an erroneous certification, in addition to other remedies available to the Federal Government, the department, or agency with which

this transaction originated may pursue available remedies, including suspension and/or debarment.

c. The prospective lower tier participant shall provide immediate written notice to the person to which this proposal is submitted if at any time the prospective lower tier participant learns that its certification was erroneous by reason of changed circumstances.

d. The terms "covered transaction," "debarred," "suspended," "ineligible," "participant," "person," "principal," and "voluntarily excluded," as used in this clause, are defined in 2 CFR Parts 180 and 1200. You may contact the person to which this proposal is submitted for assistance in obtaining a copy of those regulations. "First Tier Covered Transactions" refers to any covered transaction between a grantee or subgrantee of Federal funds and a participant (such as the prime or general contract). "Lower Tier Covered Transactions" refers to any covered transaction under a First Tier Covered Transaction (such as subcontracts). "First Tier Participant" refers to the participant who has entered into a covered transaction with a grantee or subgrantee of Federal funds (such as the prime or general contractor). "Lower Tier Participant" refers any participant who has entered into a covered transaction with a First Tier Participant or other Lower Tier Participants (such as subcontractors and suppliers).

e. The prospective lower tier participant agrees by submitting this proposal that, should the proposed covered transaction be entered into, it shall not knowingly enter into any lower tier covered transaction with a person who is debarred, suspended, declared ineligible, or voluntarily excluded from participation in this covered transaction, unless authorized by the department or agency with which this transaction originated.

f. The prospective lower tier participant further agrees by submitting this proposal that it will include this clause titled "Certification Regarding Debarment, Suspension, Ineligibility and Voluntary Exclusion-Lower Tier Covered Transaction," without modification, in all lower tier covered transactions and in all solicitations for lower tier covered transactions exceeding the \$25,000 threshold.

g. A participant in a covered transaction may rely upon a certification of a prospective participant in a lower tier covered transaction that is not debarred, suspended, ineligible, or voluntarily excluded from the covered transaction, unless it knows that the certification is erroneous. A participant is responsible for ensuring that its principals are not suspended, debarred, or otherwise ineligible to participate in covered transactions. To verify the eligibility of its principals, as well as the eligibility of any lower tier prospective participants, each participant may, but is not required to, check the Excluded Parties List System website (<https://www.epls.gov/>), which is compiled by the General Services Administration.

h. Nothing contained in the foregoing shall be construed to require establishment of a system of records in order to render in good faith the certification required by this clause. The knowledge and information of participant is not required to exceed that which is normally possessed by a prudent person in the ordinary course of business dealings.

i. Except for transactions authorized under paragraph e of these instructions, if a participant in a covered transaction knowingly enters into a lower tier covered transaction with a person who is suspended, debarred, ineligible, or voluntarily excluded from participation in this transaction, in addition to other remedies available to the Federal Government, the

department or agency with which this transaction originated may pursue available remedies, including suspension and/or debarment.

* * * * *

Certification Regarding Debarment, Suspension, Ineligibility and Voluntary Exclusion--Lower Tier Participants:

1. The prospective lower tier participant certifies, by submission of this proposal, that neither it nor its principals is presently debarred, suspended, proposed for debarment, declared ineligible, or voluntarily excluded from participating in covered transactions by any Federal department or agency.

2. Where the prospective lower tier participant is unable to certify to any of the statements in this certification, such prospective participant shall attach an explanation to this proposal.

* * * * *

XI. CERTIFICATION REGARDING USE OF CONTRACT FUNDS FOR LOBBYING

This provision is applicable to all Federal-aid construction contracts and to all related subcontracts which exceed \$100,000 (49 CFR 20).

1. The prospective participant certifies, by signing and submitting this bid or proposal, to the best of his or her knowledge and belief, that:

a. No Federal appropriated funds have been paid or will be paid, by or on behalf of the undersigned, to any person for influencing or attempting to influence an officer or employee of any Federal agency, a Member of Congress, an officer or employee of Congress, or an employee of a Member of Congress in connection with the awarding of any Federal contract, the making of any Federal grant, the making of any Federal loan, the entering into of any cooperative agreement, and the extension, continuation, renewal, amendment, or modification of any Federal contract, grant, loan, or cooperative agreement.

b. If any funds other than Federal appropriated funds have been paid or will be paid to any person for influencing or attempting to influence an officer or employee of any Federal agency, a Member of Congress, an officer or employee of Congress, or an employee of a Member of Congress in connection with this Federal contract, grant, loan, or cooperative agreement, the undersigned shall complete and submit Standard Form-LLL, "Disclosure Form to Report Lobbying," in accordance with its instructions.

2. This certification is a material representation of fact upon which reliance was placed when this transaction was made or entered into. Submission of this certification is a prerequisite for making or entering into this transaction imposed by 31 U.S.C. 1352. Any person who fails to file the required certification shall be subject to a civil penalty of not less than \$10,000 and not more than \$100,000 for each such failure.

3. The prospective participant also agrees by submitting its bid or proposal that the participant shall require that the language of this certification be included in all lower tier subcontracts, which exceed \$100,000 and that all such recipients shall certify and disclose accordingly.

**ATTACHMENT A - EMPLOYMENT AND MATERIALS
PREFERENCE FOR APPALACHIAN DEVELOPMENT
HIGHWAY SYSTEM OR APPALACHIAN LOCAL ACCESS
ROAD CONTRACTS**

This provision is applicable to all Federal-aid projects funded under the Appalachian Regional Development Act of 1965.

1. During the performance of this contract, the contractor undertaking to do work which is, or reasonably may be, done as on-site work, shall give preference to qualified persons who regularly reside in the labor area as designated by the DOL wherein the contract work is situated, or the subregion, or the Appalachian counties of the State wherein the contract work is situated, except:

a. To the extent that qualified persons regularly residing in the area are not available.

b. For the reasonable needs of the contractor to employ supervisory or specially experienced personnel necessary to assure an efficient execution of the contract work.

c. For the obligation of the contractor to offer employment to present or former employees as the result of a lawful collective bargaining contract, provided that the number of nonresident persons employed under this subparagraph (1c) shall not exceed 20 percent of the total number of employees employed by the contractor on the contract work, except as provided in subparagraph (4) below.

2. The contractor shall place a job order with the State Employment Service indicating (a) the classifications of the laborers, mechanics and other employees required to perform the contract work, (b) the number of employees required in each classification, (c) the date on which the participant estimates such employees will be required, and (d) any other pertinent information required by the State Employment Service to complete the job order form. The job order may be placed with the State Employment Service in writing or by telephone. If during the course of the contract work, the information submitted by the contractor in the original job order is substantially modified, the participant shall promptly notify the State Employment Service.

3. The contractor shall give full consideration to all qualified job applicants referred to him by the State Employment Service. The contractor is not required to grant employment to any job applicants who, in his opinion, are not qualified to perform the classification of work required.

4. If, within one week following the placing of a job order by the contractor with the State Employment Service, the State Employment Service is unable to refer any qualified job applicants to the contractor, or less than the number requested, the State Employment Service will forward a certificate to the contractor indicating the unavailability of applicants. Such certificate shall be made a part of the contractor's permanent project records. Upon receipt of this certificate, the contractor may employ persons who do not normally reside in the labor area to fill positions covered by the certificate, notwithstanding the provisions of subparagraph (1c) above.

5. The provisions of 23 CFR 633.207(e) allow the contracting agency to provide a contractual preference for the use of mineral resource materials native to the Appalachian region.

6. The contractor shall include the provisions of Sections 1 through 4 of this Attachment A in every subcontract for work which is, or reasonably may be, done as on-site work.

Non-discrimination Provisions

During the performance of this contract, the contractor, for itself, its assignees, and successors in interest (hereinafter referred to as the "contractor") agrees as follows:

1. Compliance with Regulations: The contractor (hereinafter includes consultants) will comply with the Acts and the Regulations relative to Non-discrimination in Federally-assisted programs of the U.S. Department of Transportation, Federal Highway Administration, as they may be amended from time to time, which are herein incorporated by reference and made a part of this contract.

2. Non-discrimination: The contractor, with regard to the work performed by it during the contract, will not discriminate on the grounds of race, color, or national origin in the selection and retention of subcontractors, including procurements of materials and leases of equipment. The contractor will not participate directly or indirectly in the discrimination prohibited by the Acts and the Regulations, including employment practices when the contract covers any activity, project, or program set forth in Appendix B of 49 CFR Part 21.

3. Solicitations for Subcontracts, Including Procurements of Materials and Equipment: In all solicitations, either by competitive bidding, or negotiation made by the contractor for work to be performed under a subcontract, including procurements of materials, or leases of equipment, each potential subcontractor or supplier will be notified by the contractor of the contractor's obligations under this contract and the Acts and the Regulations relative to Non-discrimination on the grounds of race, color, or national origin.

4. Information and Reports: The contractor will provide all information and reports required by the Acts, the Regulations, and directives issued pursuant thereto and will permit access to its books, records, accounts, other sources of information, and its facilities as may be determined by the Recipient or the Federal Highway Administration to be pertinent to ascertain compliance with such Acts, Regulations, and instructions. Where any information required of a contractor is in the exclusive possession of another who fails or refuses to furnish the information, the contractor will so certify to the Recipient or the Federal Highway Administration, as appropriate, and will set forth what efforts it has made to obtain the information.

5. Sanctions for Noncompliance: In the event of a contractor's noncompliance with the Non-discrimination provisions of this contract, the Recipient will impose such contract sanctions as it or the Federal Highway Administration may determine to be appropriate, including, but not limited to:

- a. Withholding payments to the contractor under the contract until the contractor complies; and/or
- b. Cancelling, terminating, or suspending a contract, in whole or in part.

6. Incorporation of Provisions: The contractor will include the provisions of paragraphs one through six in every subcontract, including procurements of materials and leases of equipment, unless exempt by the Acts, the Regulations and directives issued pursuant thereto. The contractor will take action with respect to any subcontract or procurement as the Recipient or the Federal Highway Administration may direct as a means of enforcing such provisions including sanctions for noncompliance. Provided, that if the contractor becomes involved in, or is threatened with litigation by a subcontractor, or supplier because of such direction, the contractor may request the Recipient to enter into any litigation to protect the interests of the Recipient. In addition, the contractor may request the United States to enter into the litigation to protect the interests of the United States.

During the performance of this contract, the contractor, for itself, its assignees, and successors in interest (hereinafter referred to as the "contractor") agrees to comply with the following non-discrimination statutes and authorities; including but not limited to:

Pertinent Non-Discrimination Authorities:

- Title VI of the Civil Rights Act of 1964 (42 U.S.C. § 2000d et seq., 78 stat. 252), (prohibits discrimination on the basis of race, color, national origin); and 49 CFR Part 21.
- The Uniform Relocation Assistance and Real Property Acquisition Policies Act of 1970, (42 U.S.C. § 4601), (prohibits unfair treatment of persons displaced or whose property has been acquired because of Federal or Federal-aid programs and projects);
- Federal-Aid Highway Act of 1973, (23 U.S.C. § 324 et seq.), (prohibits discrimination on the basis of sex);
- Section 504 of the Rehabilitation Act of 1973, (29 U.S.C. § 794 et seq.), as amended, (prohibits discrimination on the basis of disability); and 49 CFR Part 27;
- The Age Discrimination Act of 1975, as amended, (42 U.S.C. § 6101 et seq.), (prohibits discrimination on the basis of age);
- Airport and Airway Improvement Act of 1982, (49 USC § 471, Section 47123), as amended, (prohibits discrimination based on race, creed, color, national origin, or sex);
- The Civil Rights Restoration Act of 1987, (PL 100-209), (Broadened the scope, coverage and applicability of Title VI of the Civil Rights Act of 1964, The Age Discrimination Act of 1975 and Section 504 of the Rehabilitation Act of 1973, by expanding the definition of the terms "programs or activities" to include all of the programs or activities of the Federal-aid recipients, sub-recipients and contractors, whether such programs or activities are Federally funded or not);
- Titles II and III of the Americans with Disabilities Act, which prohibit discrimination on the basis of disability in the operation of public entities, public and private transportation systems, places of public accommodation, and certain testing entities (42 U.S.C. §§ 12131-12189) as implemented by Department of Transportation regulations at 49 C.F.R. parts 37 and 38;
- The Federal Aviation Administration's Non-discrimination statute (49 U.S.C. § 47123) (prohibits discrimination on the basis of race, color, national origin, and sex);

- Executive Order 12898, Federal Actions to Address Environmental Justice in Minority Populations and Low-Income Populations, which ensures Non-discrimination against minority populations by discouraging programs, policies, and activities with disproportionately high and adverse human health or environmental effects on minority and low-income populations;
- Executive Order 13166, Improving Access to Services for Persons with Limited English Proficiency, and resulting agency guidance, national origin discrimination includes discrimination because of Limited English proficiency (LEP). To ensure compliance with Title VI, you must take reasonable steps to ensure that LEP persons have meaningful access to your programs (70 Fed. Reg. at 74087 to 74100);
- Title IX of the Education Amendments of 1972, as amended, which prohibits you from discriminating because of sex in education programs or activities (20 U.S.C. 1681 et seq).

SEPTEMBER 2002

**NOTICE OF REQUIREMENT FOR AFFIRMATIVE ACTION TO ENSURE
EQUAL EMPLOYMENT OPPORTUNITY (EXECUTIVE ORDER 11246)**

1. The Offeror's or Bidder's attention is called to the "Employment Practices" and "Equal Opportunity Clause" set forth in the Required Contract Provisions, FHWA 1273.
2. The goals and timetables for minority and female participation expressed in percentage terms for the contractor's aggregate work force in each trade, on all construction work in the covered area, are as follows:

Goals for Minority Participation for Each Trade:

<u>County</u>	<u>%</u>	<u>County</u>	<u>%</u>	<u>County</u>	<u>%</u>
Adams	1.7	Iowa	1.7	Polk	2.2
Ashland	1.2	Iron	1.2	Portage	0.6
Barron	0.6	Jackson	0.6	Price	0.6
Bayfield	1.2	Jefferson	7.0	Racine	8.4
Brown	1.3	Juneau	0.6	Richland	1.7
Buffalo	0.6	Kenosha	3.0	Rock	3.1
Burnett	2.2	Kewaunee	1.0	Rusk	0.6
Calumet	0.9	La Crosse	0.9	St. Croix	2.9
Chippewa	0.5	Lafayette	0.5	Sauk	1.7
Clark	0.6	Langlade	0.6	Sawyer	0.6
Columbia	1.7	Lincoln	0.6	Shawano	1.0
Crawford	0.5	Manitowoc	1.0	Sheboygan	7.0
Dane	2.2	Marathon	0.6	Taylor	0.6
Dodge	7.0	Marinette	1.0	Trempealeau	0.6
Door	1.0	Marquette	1.7	Vernon	0.6
Douglas	1.0	Menominee	1.0	Vilas	0.6
Dunn	0.6	Milwaukee	8.0	Walworth	7.0
Eau Claire	0.5	Monroe	0.6	Washburn	0.6
Florence	1.0	Oconto	1.0	Washington	8.0
Fond du Lac	1.0	Oneida	0.6	Waukesha	8.0
Forest	1.0	Outagamie	0.9	Waupaca	1.0
Grant	0.5	Ozaukee	8.0	Waushara	1.0
Green	1.7	Pepin	0.6	Winnebago	0.9
Green Lake	1.0	Pierce	2.2	Wood	0.6

Goals for female participation for each trade: 6.9%

These goals are applicable to all the contractor's construction work, (whether or not it is federal or federally assisted), performed in the covered area. If the contractor performs construction work in the geographical area located outside of the covered area, it shall apply the goals established for such geographical area where the work is actually performed. With regard to this second area, the contractor also is subject to the goals for both its federally involved and nonfederally involved construction.

The contractor's compliance with the Executive Order and the Regulations in 41 CFR Part 60-4 shall be based on its implementation of the Equal Opportunity Clause, specific affirmative action obligations required by the specifications set forth in 41 CFR 60-4.3(a), and its efforts to meet the goals. The hours of minority and female employment and training must be substantially uniform throughout the length of the contract, and in each trade, and the contractor shall make a good faith effort to employ minorities and women evenly on each of its projects. The transfer of minority or female employees or trainees from contractor to contractor or from project to project for the sole purpose of meeting the contractor's goals shall be a violation of the contract, the Executive Order and the Regulations in 41 CFR Part 60-4. Compliance with the goals will be measured against the total work hours performed.

3. The contractor shall provide written notification to the Director of the Office of Federal Contract Compliance Programs within ten (10) working days of award of any construction subcontract in excess of \$10,000.00 at any tier for construction work under the contract resulting from this solicitation. The notification shall list the name, address and telephone number of the subcontractor, employer identification number of the subcontractor; estimated dollar amount of the subcontract; estimated starting and completion dates of the subcontract; and the geographical area in which the subcontract is to be performed.

As referred to in this section, the Director means:

Director
Office of Federal Contract Compliance Programs
Ruess Federal Plaza
310 W. Wisconsin Ave., Suite 1115
Milwaukee, WI 53202

The "Employer Identification Number" means the Federal Social Security number used on the Employer's Quarterly Federal Tax Return, U.S. Treasury Department Form 941.

4. As used in this notice, and in the contract resulting from solicitation, the "covered area" is the county(ies) in Wisconsin to which this proposal applies.

APRIL 2013

ADDITIONAL FEDERAL-AID PROVISIONS

NOTICE TO ALL BIDDERS

To report bid rigging activities call:

1-800-424-9071

The U.S. Department of Transportation (DOT) operates the above toll-free "hotline" Monday through Friday, 8:00 a.m. to 5:00 p.m., Eastern Time. Anyone with knowledge of possible bid rigging, bidding collusion, or other fraudulent activities should use the "hotline" to report such activities.

The "hotline" is part of the DOT's continuing effort to identify and investigate highway construction contract fraud and abuse and is operated under the direction of the DOT Inspector General. All information will be treated confidentially and caller anonymity will be respected.

Effective November 2020 letting

BUY AMERICA PROVISION

All steel and iron materials permanently incorporated in this project shall be domestic products and all manufacturing and coating processes for these materials from smelting forward in the manufacturing process must have occurred within the United States. Coating includes epoxy coating, galvanizing, painting and any other coating that protects or enhances the value of a material subject to the requirements of Buy America. The exemption of this requirement is the minimal use of foreign materials if the total cost of such material permanently incorporated in the product does not exceed one-tenth of one percent (1/10 of 1%) of the total contract cost or \$2,500.00, whichever is greater. For purposes of this paragraph, the cost is that shown to be the value of the subject products as they are delivered to the project. The contractor shall take actions and provide documentation conforming to CMM 2-28.5 to ensure compliance with this "Buy America" provision.

<https://wisconsindot.gov/rdwy/cmm/cm-02-28.pdf>

Upon completion of the project certify to the engineer, in writing using department form DT4567, that all steel, iron, and coating processes for steel or iron incorporated into the contract work conform to these "Buy America" provisions. Attach a list of exemptions and their associated costs to the certification form. Department form DT4567 is available at:

<https://wisconsindot.gov/Documents/formdocs/dt4567.docx>

Cargo Preference Act Requirement

All Federal-aid projects shall comply with 46 CFR 381.7 (a) – (b) as follows:

(a) *Agreement Clauses*. “Use of United States-flag vessels:”

(1) Pursuant to Pub. L. 664 (43 U.S.C. 1241(b)) at least 50 percent of any equipment, materials or commodities procured, contracted for or otherwise obtained with funds granted, guaranteed, loaned, or advanced by the U.S. Government under this agreement, and which may be transported by ocean vessel, shall be transported on privately owned United States-flag commercial vessels, if available.

(2) Within 20 days following the date of loading for shipments originating within the United States or within 30 working days following the date of loading for shipments originating outside the United States, a legible copy of a rated, ‘on-board’ commercial ocean bill-of-lading in English for each shipment of cargo described in paragraph (a)(1) of this section shall be furnished to both the Contracting Officer (through the prime contractor in the case of subcontractor bills-of-lading) and to the Division of National Cargo, Office of Market Development, Maritime Administration, Washington, DC 20590.”

(b) *Contractor and Subcontractor Clauses*. “Use of United States-flag vessels: The contractor agrees—“

(1) To utilize privately owned United States-flag commercial vessels to ship at least 50 percent of the gross tonnage (computed separately for dry bulk carriers, dry cargo liners, and tankers) involved, whenever shipping any equipment, material, or commodities pursuant to this contract, to the extent such vessels are available at fair and reasonable rates for United States-flag commercial vessels.

(2) To furnish within 20 days following the date of loading for shipments originating within the United States or within 30 working days following the date of loading for shipments originating outside the United States, a legible copy of a rated, ‘on-board’ commercial ocean bill-of-lading in English for each shipment of cargo described in paragraph (b) (1) of this section to both the Contracting Officer (through the prime contractor in the case of subcontractor bills-of-lading) and to the Division of National Cargo, Office of Market Development, Maritime Administration, Washington, DC 20590.

(3) To insert the substance of the provisions of this clause in all subcontracts issued pursuant to this contract.

**WISCONSIN DEPARTMENT OF TRANSPORTATION
DIVISION OF TRANSPORTATION AND SYSTEM DEVELOPMENT**

**SUPPLEMENTAL REQUIRED CONTRACT PROVISIONS
FOR PROJECTS WITH FEDERAL AID**

I. PREVAILING WAGE RATES

The attached U.S. Department of Labor (Davis-Bacon Minimum Wage Rates) furnishes the minimum prevailing wage rates pursuant to the Davis-Bacon and Related Acts. The wage rates shown are the minimum rates required by the contract to be paid during its life, however this is not a representation that labor can be obtained at these rates. It is the responsibility of bidders to inform themselves as to the local labor conditions and prospective changes or adjustments of wage rates. No increase in the contract price will be allowed or authorized on account of the payment of wage rates in excess of those listed herein.

II. COVERAGE OF TRUCK DRIVERS

Truck drivers are covered by Davis-Bacon Minimum Wage Rates in the following circumstances:

- Drivers of a contractor or subcontractor for time spent working on the site of the work.
- Drivers of a contractor or subcontractor for time spent loading and/or unloading materials and supplies on the site of the work, if such time is not de minimis. https://www.dol.gov/whd/FOH/FOH_Ch15.pdf
- Truck drivers transporting materials or supplies between a facility that is deemed part of the site of the work and the actual construction site.
- Truck drivers transporting portions of the building or work between a site established specifically for the performance of the contract where a significant portion of such building or work is constructed and the physical place where the building or work called for in the contract will remain.

Truck drivers are not covered by Davis-Bacon Minimum Wage Rates in the following circumstances:

- Material delivery truck drivers while off the site of the work.
- Drivers of a contractor or subcontractor traveling between a Davis-Bacon job and a commercial supply facility while they are off the site of the work.”
- Truck drivers whose time spent on the site of the work is de minimis, such as only a few minutes at a time merely to pick up or drop off materials or supplies.

Details are available online at:

<https://www.dol.gov/whd/recovery/pwrb/Tab9.pdf>

<https://wisconsindot.gov/Pages/doing-bus/civil-rights/labornwage/trckng.aspx>

III. POSTINGS AT THE SITE OF THE WORK

In addition to the required postings furnished by the department, the contractor shall post the following in at least one conspicuous and accessible place at the site of work:

- a. A copy of the contractor's Equal Employment Opportunity Policy.

All required documents shall be posted by the first day of work and be accurate and complete. Postings must be readable, in an area where they will be noticed, and maintained until the last day of work.

IV. RESOURCES

Required information regarding compliance with federal provisions is found in the following resources:

- FHWA-1273 included in this contract
- U.S. Department of Labor Prevailing Wage Resource Book
- U.S. Department of Labor Field Operations Handbook
- U.S. Code of Federal Regulations
- Any applicable law, Act, or Executive Order enacted by the federal government at the time of the letting of this contract

"General Decision Number: WI20200010 09/18/2020

Superseded General Decision Number: WI20190010

State: Wisconsin

Construction Type: Highway

Counties: Wisconsin Statewide.

HIGHWAY, AIRPORT RUNWAY & TAXIWAY CONSTRUCTION PROJECTS (does not include bridges over navigable waters; tunnels; buildings in highway rest areas; and railroad construction)

Note: Under Executive Order (EO) 13658, an hourly minimum wage of \$10.80 for calendar year 2020 applies to all contracts subject to the Davis-Bacon Act for which the contract is awarded (and any solicitation was issued) on or after January 1, 2015. If this contract is covered by the EO, the contractor must pay all workers in any classification listed on this wage determination at least \$10.80 per hour (or the applicable wage rate listed on this wage determination, if it is higher) for all hours spent performing on the contract in calendar year 2020. If this contract is covered by the EO and a classification considered necessary for performance of work on the contract does not appear on this wage determination, the contractor must pay workers in that classification at least the wage rate determined through the conformance process set forth in 29 CFR 5.5(a)(1)(ii) (or the EO minimum wage rate, if it is higher than the conformed wage rate). The EO minimum wage rate will be adjusted annually. Please note that this EO applies to the above-mentioned types of contracts entered into by the federal government that are subject to the Davis-Bacon Act itself, but it does not apply to contracts subject only to the Davis-Bacon Related Acts, including those set forth at 29 CFR 5.1(a)(2)-(60). Additional information on contractor requirements and worker protections under the EO is available at www.dol.gov/whd/govcontracts.

Modification Number	Publication Date
0	01/03/2020
1	01/24/2020
2	02/28/2020
3	03/06/2020
4	06/05/2020
5	06/12/2020
6	06/19/2020
7	07/17/2020
8	08/28/2020

9 09/11/2020
10 09/18/2020

BRWI0001-002 06/03/2019

CRAWFORD, JACKSON, JUNEAU, LA CROSSE, MONROE, TREMPPEALEAU, AND
VERNON COUNTIES

	Rates	Fringes
BRICKLAYER.....	\$ 33.80	24.28

BRWI0002-002 06/01/2019

ASHLAND, BAYFIELD, DOUGLAS, AND IRON COUNTIES

	Rates	Fringes
BRICKLAYER.....	\$ 39.94	23.30

BRWI0002-005 06/01/2019

ADAMS, ASHLAND, BARRON, BROWN, BURNETT, CALUMET, CHIPPEWA,
CLARK, COLUMBIA, DODGE, DOOR, DUNN, FLORENCE, FOND DU LAC,
FOREST, GREEN LAKE, IRON, JEFFERSON, KEWAUNEE, LANGLADE,
LINCOLN, MANITOWOC, MARATHON, MARINETTE, MARQUETTE, MENOMINEE,
OCONTO, ONEIDA, OUTAGAMIE, POLK, PORTAGE, RUSK, ST CROIX, SAUK,
SHAWANO, SHEBOYGAN, TAYLOR, VILAS, WALWORTH, WAUPACA, WAUSHARA,
WINNEBAGO, AND WOOD COUNTIES

	Rates	Fringes
CEMENT MASON/CONCRETE FINISHER...	\$ 35.51	23.37

BRWI0003-002 06/03/2019

BROWN, DOOR, FLORENCE, KEWAUNEE, MARINETTE, AND OCONTO COUNTIES

	Rates	Fringes
BRICKLAYER.....	\$ 34.18	23.90

BRWI0004-002 06/01/2019

KENOSHA, RACINE, AND WALWORTH COUNTIES

Rates	Fringes
-------	---------

BRICKLAYER.....\$ 38.43 25.10

BRWI0006-002 06/01/2019

ADAMS, CLARK, FOREST, LANGLADE, LINCOLN, MARATHON, MENOMINEE,
ONEIDA, PORTAGE, PRICE, TAYLOR, VILAS AND WOOD COUNTIES

Rates Fringes

BRICKLAYER.....\$ 35.06 23.02

BRWI0007-002 06/03/2019

GREEN, LAFAYETTE, AND ROCK COUNTIES

Rates Fringes

BRICKLAYER.....\$ 35.57 24.22

BRWI0008-002 06/01/2019

MILWAUKEE, OZAUKEE, WASHINGTON, AND WAUKESHA COUNTIES

Rates Fringes

BRICKLAYER.....\$ 38.93 24.22

BRWI0011-002 06/03/2019

CALUMET, FOND DU LAC, MANITOWOC, AND SHEBOYGAN COUNTIES

Rates Fringes

BRICKLAYER.....\$ 34.18 23.90

BRWI0019-002 06/03/2019

BARRON, BUFFALO, BURNETT, CHIPPEWA, DUNN, EAU CLAIRE, PEPIN,
PIERCE, POLK, RUSK, ST. CROIX, SAWYER AND WASHBURN COUNTIES

Rates Fringes

BRICKLAYER.....\$ 33.40 24.68

BRWI0034-002 06/03/2019

COLUMBIA AND SAUK COUNTIES

	Rates	Fringes
BRICKLAYER.....	\$ 35.56	24.23

 CARP0087-001 05/01/2016

BURNETT (W. of Hwy 48), PIERCE (W. of Hwy 29), POLK (W. of Hwys 35, 48 & 65), AND ST. CROIX (W. of Hwy 65) COUNTIES

	Rates	Fringes
Carpenter & Piledrivermen.....	\$ 36.85	18.39

 CARP0252-002 06/01/2016

ADAMS, BARRON, BAYFIELD (Eastern 2/3), BROWN, BUFFALO, BURNETT (E. of Hwy 48), CALUMET, CHIPPEWA, CLARK, COLUMBIA, CRAWFORD, DANE, DODGE, DOOR, DUNN, EAU CLAIRE, FLORENCE (except area bordering Michigan State Line), FOND DU LAC, FOREST, GRANT, GREEN, GREEN LAKE, IOWA, IRON, JACKSON, JEFFERSON, JUNEAU, KEWAUNEE, LA CROSSE, LAFAYETTE, LANGLADE, LINCOLN, MANITOWOC, MARATHON, MARINETTE (except N.E. corner), MARQUETTE, MENOMINEE, MONROE, OCONTO, ONEIDA, OUTAGAMIE, PEPIN, PIERCE (E. of Hwys 29 & 65), POLK (E. of Hwys 35, 48 & 65), PORTAGE, PRICE, RICHLAND, ROCK, RUSK, SAUK, SAWYER, SHAWANO, SHEBOYGAN, ST CROIX (E. of Hwy 65), TAYLOR, TREMPLEAU, VERNON, VILAS, WALWORTH, WASHBURN, WAUPACA, WAUSHARA, WINNEBAGO, AND WOOD COUNTIES

	Rates	Fringes
CARPENTER		
CARPENTER.....	\$ 33.56	18.00
MILLWRIGHT.....	\$ 35.08	18.35
PILEDRIVER.....	\$ 34.12	18.00

 CARP0252-010 06/01/2016

ASHLAND COUNTY

	Rates	Fringes
Carpenters		
Carpenter.....	\$ 33.56	18.00
Millwright.....	\$ 35.08	18.35
Pile Driver.....	\$ 34.12	18.00

 CARP0264-003 06/01/2016

KENOSHA, MILWAUKEE, OZAUKEE, RACINE, WAUKESHA, AND WASHINGTON COUNTIES

	Rates	Fringes
CARPENTER.....	\$ 35.78	22.11

CARP0361-004 05/01/2018		

BAYFIELD (West of Hwy 63) AND DOUGLAS COUNTIES

	Rates	Fringes
CARPENTER.....	\$ 36.15	20.43

CARP2337-001 06/01/2016		

ZONE A: MILWAUKEE, OZAUKEE, WAUKESHA AND WASHINGTON

ZONE B: KENOSHA & RACINE

	Rates	Fringes
PILEDRIVERMAN		
Zone A.....	\$ 31.03	22.69
Zone B.....	\$ 31.03	22.69

ELEC0014-002 06/14/2020		

ASHLAND, BARRON, BAYFIELD, BUFFALO, BURNETT, CHIPPEWA, CLARK (except Maryville, Colby, Unity, Sherman, Fremont, Lynn & Sherwood), CRAWFORD, DUNN, EAU CLAIRE, GRANT, IRON, JACKSON, LA CROSSE, MONROE, PEPIN, PIERCE, POLK, PRICE, RICHLAND, RUSK, ST CROIX, SAWYER, TAYLOR, TREMPLEAU, VERNON, AND WASHBURN COUNTIES

	Rates	Fringes
Electricians:.....	\$ 35.98	20.98

ELEC0014-007 07/05/2020		

REMAINING COUNTIES

	Rates	Fringes
--	-------	---------

Teledata System Installer
 Installer/Technician.....\$ 27.75 15.14

Low voltage construction, installation, maintenance and removal of teledata facilities (voice, data, and video) including outside plant, telephone and data inside wire, interconnect, terminal equipment, central offices, PABX, fiber optic cable and equipment, micro waves, V-SAT, bypass, CATV, WAN (wide area networks), LAN (local area networks), and ISDN (integrated systems digital network).

 ELEC0127-002 06/01/2020

KENOSHA COUNTY

	Rates	Fringes
Electricians:.....	\$ 41.62	30%+12.70

 ELEC0158-002 06/03/2019

BROWN, DOOR, KEWAUNEE, MANITOWOC (except Schleswig), MARINETTE(Wausaukee and area South thereof), OCONTO, MENOMINEE (East of a line 6 miles West of the West boundary of Oconto County), SHAWANO (Except Area North of Townships of Aniwa and Hutchins) COUNTIES

	Rates	Fringes
Electricians:.....	\$ 33.52	29.75%+10.26

 * ELEC0159-003 08/02/2020

COLUMBIA, DANE, DODGE (Area West of Hwy 26, except Chester and Emmet Townships), GREEN, LAKE (except Townships of Berlin, Seneca, and St. Marie), IOWA, MARQUETTE (except Townships of Neshkoka, Crystal Lake, Newton, and Springfield), and SAUK COUNTIES

	Rates	Fringes
ELECTRICIAN.....	\$ 41.86	22.67

 ELEC0219-004 06/01/2019

FLORENCE COUNTY (Townships of Aurora, Commonwealth, Fern, Florence and Homestead) AND MARINETTE COUNTY (Township of

Niagara)

	Rates	Fringes
Electricians:		
Electrical contracts over \$180,000.....	\$ 33.94	21.80
Electrical contracts under \$180,000.....	\$ 31.75	21.73

ELEC0242-005 05/31/2020		

DOUGLAS COUNTY

	Rates	Fringes
Electricians:.....	\$ 39.77	70.69%

ELEC0388-002 06/01/2020		

ADAMS, CLARK (Colby, Freemont, Lynn, Mayville, Sherman, Sherwood, Unity), FOREST, JUNEAU, LANGLADE, LINCOLN, MARATHON, MARINETTE (Beecher, Dunbar, Goodman & Pembine), MENOMINEE (Area West of a line 6 miles West of the West boundary of Oconto County), ONEIDA, PORTAGE, SHAWANO (Aniwa and Hutchins), VILAS AND WOOD COUNTIES

	Rates	Fringes
Electricians:.....	\$ 34.85	26%+11.20

ELEC0430-002 06/01/2020		

RACINE COUNTY (Except Burlington Township)

	Rates	Fringes
Electricians:.....	\$ 41.86	22.66

ELEC0494-005 06/01/2020		

MILWAUKEE, OZAUKEE, WASHINGTON, AND WAUKESHA COUNTIES

	Rates	Fringes
Electricians:.....	\$ 42.84	25.54

ELEC0494-006 06/01/2020		

CALUMET (Township of New Holstein), DODGE (East of Hwy 26 including Chester Township), FOND DU LAC, MANITOWOC (Schleswig), and SHEBOYGAN COUNTIES

	Rates	Fringes
Electricians:.....	\$ 36.32	22.51

 ELEC0494-013 06/07/2020

DODGE (East of Hwy 26 including Chester Twp, excluding Emmet Twp), FOND DU LAC (Except Waupuin), MILWAUKEE, OZAUKEE, MANITOWOC (Schleswig), WASHINGTON, AND WAUKESHA COUNTIES

	Rates	Fringes
Sound & Communications		
Installer.....	\$ 21.46	18.52
Technician.....	\$ 31.34	20.00

Installation, testing, maintenance, operation and servicing of all sound, intercom, telephone interconnect, closed circuit TV systems, radio systems, background music systems, language laboratories, electronic carillon, antenna distribution systems, clock and program systems and low-voltage systems such as visual nurse call, audio/visual nurse call systems, doctors entrance register systems. Includes all wire and cable carrying audio, visual, data, light and radio frequency signals. Includes the installation of conduit, wiremold, or raceways in existing structures that have been occupied for six months or more where required for the protection of the wire or cable, but does not mean a complete conduit or raceway system. work covered does not include the installation of conduit, wiremold or any raceways in any new construction, or the installation of power supply outlets by means of which external electric power is supplied to any of the foregoing equipment or products

 ELEC0577-003 06/01/2019

CALUMET (except Township of New Holstein), GREEN LAKE (N. part including Townships of Berlin, St Marie, and Seneca), MARQUETTE (N. part including Townships of Crystal Lake, Neshkoro, Newton, and Springfield), OUTAGAMIE, WAUPACA, WAUSHARA, AND WINNEBAGO COUNTIES

	Rates	Fringes
Electricians:.....	\$ 33.15	28.50%+10.00

 ELEC0890-003 06/01/2020

DODGE (Emmet Township only), GREEN, JEFFERSON, LAFAYETTE,
 RACINE (Burlington Township), ROCK AND WALWORTH COUNTIES

	Rates	Fringes
Electricians:.....	\$ 37.41	25.95%+11.11

 ELEC0953-001 06/02/2019

	Rates	Fringes
Line Construction:		
(1) Lineman.....	\$ 47.53	21.43
(2) Heavy Equipment Operator.....	\$ 42.78	19.80
(3) Equipment Operator.....	\$ 38.02	18.40
(4) Heavy Groundman Driver..	\$ 33.27	16.88
(5) Light Groundman Driver..	\$ 30.89	16.11
(6) Groundsman.....	\$ 26.14	14.60

 ENGI0139-005 06/01/2020

	Rates	Fringes
Power Equipment Operator		
Group 1.....	\$ 41.62	23.80
Group 2.....	\$ 41.12	23.80
Group 3.....	\$ 40.62	23.80
Group 4.....	\$ 40.36	23.80
Group 5.....	\$ 40.07	23.80
Group 6.....	\$ 34.17	23.80

HAZARDOUS WASTE PREMIUMS:
 EPA Level ""A"" protection - \$3.00 per hour
 EPA Level ""B"" protection - \$2.00 per hour
 EPA Level ""C"" protection - \$1.00 per hour

POWER EQUIPMENT OPERATORS CLASSIFICATIONS

GROUP 1: Cranes, tower cranes, and derricks with or without
 attachments with a lifting capacity of over 100 tons; or

cranes, tower cranes, and derricks with boom, leads and/or jib lengths measuring 176 feet or longer.

GROUP 2: Cranes, tower cranes and derricks with or without attachments with a lifting capacity of 100 tons or less; or cranes, tower cranes, and derricks with boom, leads, and/or jibs lengths measuring 175 feet or under and Backhoes (excavators) weighing 130,000 lbs and over; caisson rigs; pile driver; dredge operator; dredge engineer; Boat Pilot.

GROUP 3: Mechanic or welder - Heavy duty equipment; cranes with a lifting capacity of 25 tons or under; concrete breaker (manual or remote); vibratory/sonic concrete breaker; concrete laser screed; concrete slipform paver; concrete batch plant operator; concrete pvt. spreader - heavy duty (rubber tired); concrete spreader & distributor; automatic subgrader (concrete); concrete grinder & planing machine; concrete slipform curb & gutter machine; slipform concrete placer; tube finisher; hydro blaster (10,000 psi & over); bridge paver; concrete conveyor system; concrete pump; Rotec type Conveyor; stabilizing mixer (self-propelled); shoulder widener; asphalt plant engineer; bituminous paver; bump cutter & grooving machine; milling machine; screed (bituminous paver); asphalt heater, planer & scarifier; Backhoes (excavators) weighing under 130,000 lbs; grader or motor patrol; tractor (scraper, dozer, pusher, loader); scraper - rubber tired (single or twin engine); endloader; hydraulic backhoe (tractor type); trenching machine; skid rigs; tractor, side boom (heavy); drilling or boring machine (mechanical heavy); roller over 5 tons; percussion or rotary drilling machine; air track; blaster; loading machine (conveyor); tugger; boatmen; winches & A-frames; post driver; material hoist.

GROUP 4: Greaser, roller steel (5 tons or less); roller (pneumatic tired) - self propelled; tractor (mounted or towed compactors & light equipment); shouldering machine; self-propelled chip spreader; concrete spreader; finishing machine; mechanical float; curing machine; power subgrader; joint sawer (multiple blade) belting machine; burlap machine; texturing machine; tractor endloader (rubber tired) - light; jeep digger; forklift; mulcher; launch operator; fireman, environmental burner

GROUP 5: Air compressor; power pack; vibrator hammer and extractor; heavy equipment, leadman; tank car heaters; stump chipper; curb machine operator; Concrete proportioning plants; generators; mudjack operator; rock breaker; crusher or screening plant; screed (milling machine); automatic belt conveyor and surge bin; pug mill

operator; Oiler, pump (over 3 inches); Drilling Machine
Tender.

GROUP 6: Off-road material hauler with or without ejector.

IRON0008-002 06/01/2020

BROWN, CALUMET, DOOR, FOND DU LAC, KEWAUNEE, MANITOWOC,
MARINETTE, OCONTO, OUTAGAMI, SHAWANO, SHEBOYGAN, AND WINNEBAGO
COUNTIES:

	Rates	Fringes
IRONWORKER.....	\$ 37.31	27.62

Paid Holidays: New Year's Day, Memorial Day, July 4th, Labor
Day, Thanksgiving Day & Christmas Day.

IRON0008-003 06/01/2020

KENOSHA, MILWAUKEE, OZAUKEE, RACINE, WALWORTH (N.E. 2/3),
WASHINGTON, AND WAUKESHA COUNTIES

	Rates	Fringes
IRONWORKER.....	\$ 39.11	27.87

Paid Holidays: New Year's Day, Memorial Day, July 4th, Labor
Day, Thanksgiving Day & Christmas Day.

IRON0383-001 06/01/2020

ADAMS, COLUMBIA, CRAWFORD, DANE, DODGE, FLORENCE, FOREST,
GRANT, GREENE, (Excluding S.E. tip), GREEN LAKE, IOWA,
JEFFERSON, JUNEAU, LA CROSSE, LAFAYETTE, LANGLADE, MARATHON,
MARQUETTE, MENOMINEE, MONROE, PORTAGE, RICHLAND, ROCK (Northern
area, vicinity of Edgerton and Milton), SAUK, VERNON, WAUPACA,
WAUSHARA, AND WOOD COUNTIES

	Rates	Fringes
IRONWORKER.....	\$ 37.10	27.06

IRON0498-005 06/01/2019

GREEN (S.E. 1/3), ROCK (South of Edgerton and Milton), and
 WALWORTH (S.W. 1/3) COUNTIES:

	Rates	Fringes
IRONWORKER.....	\$ 40.25	40.53

IRON0512-008 06/03/2019		

BARRON, BUFFALO, CHIPPEWA, CLARK, DUNN, EAU CLAIRE, JACKSON,
 PEPIN, PIERCE, POLK, RUSK, ST CROIX, TAYLOR, AND TREMPPEALEAU
 COUNTIES

	Rates	Fringes
IRONWORKER.....	\$ 37.60	29.40

IRON0512-021 06/03/2019		

ASHLAND, BAYFIELD, BURNETT, DOUGLAS, IRON, LINCOLN, ONEIDA,
 PRICE, SAWYER, VILAS AND WASHBURN COUNTIES

	Rates	Fringes
IRONWORKER.....	\$ 33.19	29.40

LAB00113-002 06/01/2020		

MILWAUKEE AND WAUKESHA COUNTIES

	Rates	Fringes
LABORER		
Group 1.....	\$ 30.05	22.26
Group 2.....	\$ 30.20	22.26
Group 3.....	\$ 30.40	22.26
Group 4.....	\$ 30.55	22.26
Group 5.....	\$ 30.70	22.26
Group 6.....	\$ 26.54	22.26

LABORERS CLASSIFICATIONS

GROUP 1: General Laborer; Tree Trimmer; Conduit Layer;
 Demolition and Wrecking Laborer; Guard Rail, Fence, and
 Bridge Builder; Landscaper; Multiplate Culvert Assembler;
 Stone Handler; Bituminous Worker (Shoveler, Loader, and

Utility Man); Batch Truck Dumper or Cement Handler;
 Bituminous Worker (Dumper, Ironer, Smoother, and Tamper);
 Concrete Handler

GROUP 2: Air Tool Operator; Joint Sawyer and Filler
 (Pavement); Vibrator or Tamper Operator (Mechanical Hand
 Operated); Chain Saw Operator; Demolition Burning Torch
 Laborer

GROUP 3: Bituminous Worker (Raker and Luteman); Formsetter
 (Curb, Sidewalk, and Pavement); Strike Off Man

GROUP 4: Line and Grade Specialist

GROUP 5: Blaster and Powderman

GROUP 6: Flagperson; traffic control person

 LAB00113-003 06/01/2020

OZAUKEE AND WASHINGTON COUNTIES

	Rates	Fringes
LABORER		
Group 1.....	\$ 29.30	22.26
Group 2.....	\$ 29.40	22.26
Group 3.....	\$ 29.45	22.26
Group 4.....	\$ 29.65	22.26
Group 5.....	\$ 29.50	22.26
Group 6.....	\$ 26.39	22.26

LABORERS CLASSIFICATIONS

GROUP 1: General Laborer; Tree Trimmer; Conduit Layer;
 Demolition and Wrecking Laborer; Guard Rail, Fence, and
 Bridge Builder; Landscaper; Multiplate Culvert Assembler;
 Stone Handler; Bituminous Worker (Shoveler, Loader, and
 Utility Man); Batch Truck Dumper or Cement Handler;
 Bituminous Worker (Dumper, Ironer, Smoother, and Tamper);
 Concrete Handler

GROUP 2: Air Tool Operator; Joint Sawyer and Filler
 (Pavement); Vibrator or Tamper Operator (Mechanical Hand
 Operated);

GROUP 3: Bituminous Worker (Raker and Luteman); Formsetter
 (Curb, Sidewalk, and Pavement); Strike Off Man

GROUP 4: Line and Grade Specialist

GROUP 5: Blaster; powderman

GROUP 6: Flagperson and Traffic Control Person

LAB00113-011 06/01/2020

KENOSHA AND RACINE COUNTIES

	Rates	Fringes
LABORER		
Group 1.....	\$ 29.11	22.26
Group 2.....	\$ 29.26	22.26
Group 3.....	\$ 29.46	22.26
Group 4.....	\$ 29.43	22.26
Group 5.....	\$ 29.76	22.26
Group 6.....	\$ 26.25	22.26

LABORERS CLASSIFICATIONS:

GROUP 1: General laborer; Tree Trimmer; Conduit Layer; Demolition and Wrecking Laborer; Guard Rail, Fence, and Bridge Builder; Landscaper; Multiplate Culvert Assembler; Stone Handler; Bituminous Worker (Shoveler, Loader, and Utility Man); Batch Truck Dumper or Cement Handler; Bituminous worker (Dumper, Ironer, Smoother, and Tamper); Concrete Handler

GROUP 2: Air Tool Operator; Joint Sawyer and Filler (Pavement); Vibrator or Tamper Operator (Mechanical Hand Operated); Chain Saw Operator; Demolition Burning Torch Laborer

GROUP 3: Bituminous Worker (Raker and Luteman); Formsetter (Curb, Sidewalk, and Pavement); Strike Off Man

GROUP 4: Line and Grade Specialist

GROUP 5: Blaster and Powderman

GROUP 6: Flagman; traffic control person

LAB00140-002 06/01/2020

ADAMS, ASHLAND, BARRON, BAYFIELD, BROWN, BUFFALO, BURNETT, CALUMET, CHIPPEWA, CLARK, COLUMBIA, CRAWFORD, DODGE, DOOR,

DOUGLAS, DUNN, EAU CLAIRE, FLORENCE, FOND DU LAC, FOREST,
 GRANT, GREEN, GREEN LAKE, IRON, JACKSON, JUNEAU, IOWA,
 JEFFERSON, KEWAUNEE, LA CROSSE, LAFAYETTE, LANGLADE, LINCOLN,
 MANITOWOC, MARATHON, MARINETTE, MARQUETTE, MENOMINEE, MONROE,
 OCONTO, ONEIDA, OUTAGAMIE, PEPIN, PIERCE, POLK, PORTAGE, PRICE,
 RICHLAND, ROCK, RUSK, SAUK, SAWYER, SHAWANO, SHEBOYGAN, ST.
 CROIX, TAYLOR, TREMPEALEAU, VERNON, VILLAS, WALWORTH, WASHBURN,
 WAUPACA, WAUSHARA, WINNEBAGO, AND WOOD COUNTIES

	Rates	Fringes
LABORER		
Group 1.....	\$ 33.72	17.95
Group 2.....	\$ 33.82	17.95
Group 3.....	\$ 33.87	17.95
Group 4.....	\$ 34.07	17.95
Group 5.....	\$ 33.92	17.95
Group 6.....	\$ 30.35	17.95

LABORER CLASSIFICATIONS

GROUP 1: General Laborer; Tree Trimmer; Conduit Layer;
 Demolition and Wrecking Laborer; Guard Rail, Fence, and
 Bridge Builder; Landscaper; Multiplate Culvert Assembler;
 Stone Handler; Bituminous Worker (Shoveler, Loader, and
 Utility Man); Batch Truck Dumper or Cement Handler;
 Bituminous Worker (Dumper, Ironer, Smoother and Tamper);
 Concrete Handler

GROUP 2: Air Tool Operator; Joint Sawyer and Filler
 (Pavement); Vibrator or Tamper Operator (Mechanical Hand
 Operated); Chain Saw Operator, Demolition Burning Torch
 Laborer

GROUP 3: Bituminous Worker (Raker and Luteman); Formsetter
 (Curb, Sidewalk and Pavement); Strike Off Man

GROUP 4: Line and Grade Specialist

GROUP 5: Blaster; powderman

GROUP 6: Flagperson; Traffic Control

 LAB00464-003 06/01/2020

DANE COUNTY

Rates	Fringes
-------	---------

LABORER

Group 1.....	\$ 34.00	17.95
Group 2.....	\$ 34.10	17.95
Group 3.....	\$ 34.15	17.95
Group 4.....	\$ 34.35	17.95
Group 5.....	\$ 34.20	17.95
Group 6.....	\$ 30.35	17.95

LABORERS CLASSIFICATIONS:

GROUP 1: General Laborer; Tree Trimmer; Conduit Layer; Demolition and Wrecking Laborer; Guard Rail, Fence, and Bridge Builder; Landscaper; Multiplate Culvert Assembler; Stone Handler; Bituminous Worker (Shoveler, Loader, and Utility Man); Batch Truck Dumper or Cement Handler; Bituminous Worker (Dumper, Ironer, Smoother, and Tamper); Concrete Handler

GROUP 2: Air Tool Operator; Joint Sawyer and Filler (Pavement); Vibrator or Tamper Operator (Mechanical Hand Operated); Chain Saw Operator; Demolition Burning Torch Laborer

GROUP 3: Bituminous Worker (Raker and Luteman); Formsetter (Curb, Sidewalk, and Pavement); Strike Off Man

GROUP 4: Line and Grade Specialist

GROUP 5: Blaster; Powderman

GROUP 6: Flagperson and Traffic Control Person

 PAIN0106-008 05/01/2017

ASHLAND, BAYFIELD, BURNETT, AND DOUGLAS COUNTIES

	Rates	Fringes
Painters:		
New:		
Brush, Roller.....	\$ 30.33	17.27
Spray, Sandblast, Steel....	\$ 30.93	17.27
Repaint:		
Brush, Roller.....	\$ 28.83	17.27
Spray, Sandblast, Steel....	\$ 29.43	17.27

 PAIN0108-002 06/01/2019

RACINE COUNTY

	Rates	Fringes
Painters:		
Brush, Roller.....	\$ 36.08	20.36
Spray & Sandblast.....	\$ 37.08	20.36

PAIN0259-002 05/01/2008		

BARRON, CHIPPEWA, DUNN, EAU CLAIRE, PEPIN, PIERCE, POLK, RUSK,
SAWYER, ST. CROIX, AND WASHBURN COUNTIES

	Rates	Fringes
PAINTER.....	\$ 24.11	12.15

PAIN0259-004 05/01/2015		

BUFFALO, CRAWFORD, JACKSON, LA CROSSE, MONROE, TREMPLEAU, AND
VERNON COUNTIES

	Rates	Fringes
PAINTER.....	\$ 22.03	12.45

PAIN0781-002 06/01/2019		

JEFFERSON, MILWAUKEE, OZAUKEE, WASHINGTON, AND WAUKESHA COUNTIES

	Rates	Fringes
Painters:		
Bridge.....	\$ 33.30	23.86
Brush.....	\$ 32.95	23.86
Spray & Sandblast.....	\$ 33.70	23.86

PAIN0802-002 06/01/2019		

COLUMBIA, DANE, DODGE, GRANT, GREEN, IOWA, LAFAYETTE, RICHLAND,
ROCK, AND SAUK COUNTIES

	Rates	Fringes
PAINTER		
Brush.....	\$ 30.93	18.44

PREMIUM PAY:

Structural Steel, Spray, Bridges = \$1.00 additional per hour.

PAIN0802-003 06/01/2019

ADAMS, BROWN, CALUMET, CLARK, DOOR, FOND DU LAC, FOREST, GREEN LAKE, IRON, JUNEAU, KEWAUNEE, LANGLADE, LINCOLN, MANITOWOC, MARATHON, MARINETTE, MARQUETTE, MENOMINEE, OCONTO, ONEIDA, OUTAGAMIE, PORTAGE, PRICE, SHAWANO, SHEBOYGAN, TAYLOR, VILAS, WAUSHARA, WAUPACA, WINNEBAGO, AND WOOD COUNTIES

	Rates	Fringes
PAINTER.....	\$ 30.93	18.58

PAIN0934-001 06/01/2017

KENOSHA AND WALWORTH COUNTIES

	Rates	Fringes
Painters:		
Brush.....	\$ 33.74	18.95
Spray.....	\$ 34.74	18.95
Structural Steel.....	\$ 33.89	18.95

PAIN1011-002 06/02/2019

FLORENCE COUNTY

	Rates	Fringes
Painters:.....	\$ 25.76	13.33

PLAS0599-010 06/01/2017

	Rates	Fringes
CEMENT MASON/CONCRETE FINISHER		
Area 1.....	\$ 39.46	17.17
Area 2 (BAC).....	\$ 35.07	19.75
Area 3.....	\$ 35.61	19.40
Area 4.....	\$ 34.70	20.51
Area 5.....	\$ 36.27	18.73
Area 6.....	\$ 32.02	22.99

AREA DESCRIPTIONS

AREA 1: BAYFIELD, DOUGLAS, PRICE, SAWYER, AND WASHBURN COUNTIES

AREA 2: ADAMS, ASHLAND, BARRON, BROWN, BURNETT, CALUMET, CHIPPEWA, CLARK, COLUMBIA, DODGE, DOOR, DUNN, FLORENCE, FOND DU LAC, FOREST, GREEN LAKE, IRON, JEFFERSON, KEWAUNEE, LANGLADE, LINCOLN, MANITOWOC, MARATHON, MARINETTE, MARQUETTE, MENOMINEE, OCONTO, ONEIDA, OUTAGAMIE, POLK, PORTAGE, RUSK, ST CROIX, SAUK, SHAWANO, SHEBOYGAN, TAYLOR, VILAS, WALWORTH, WAUPACA, WAUSHARA, WINNEBAGO, AND WOOD COUNTIES

AREA 3: BUFFALO, CRAWFORD, EAU CLAIRE, JACKSON, JUNEAU, LA CROSSE MONROE, PEPIN, PIERCE, RICHLAND, TREMPPEALEAU, AND VERNON COUNTIES

AREA 4: MILWAUKEE, OZAUKEE, WASHINGTON, AND WAUKESHA COUNTIES

AREA 5: DANE, GRANT, GREEN, IOWA, LAFAYETTE, AND ROCK COUNTIES

AREA 6: KENOSHA AND RACINE COUNTIES

TEAM0039-001 06/01/2020

	Rates	Fringes
TRUCK DRIVER		
1 & 2 Axles.....	\$ 31.07	22.94
3 or more Axles; Euclids, Dumptor & Articulated, Truck Mechanic.....	\$ 31.22	22.94

WELL DRILLER.....	\$ 16.52	3.70

WELDERS - Receive rate prescribed for craft performing operation to which welding is incidental.

=====
Note: Executive Order (EO) 13706, Establishing Paid Sick Leave for Federal Contractors applies to all contracts subject to the Davis-Bacon Act for which the contract is awarded (and any solicitation was issued) on or after January 1, 2017. If this contract is covered by the EO, the contractor must provide employees with 1 hour of paid sick leave for every 30 hours

they work, up to 56 hours of paid sick leave each year. Employees must be permitted to use paid sick leave for their own illness, injury or other health-related needs, including preventive care; to assist a family member (or person who is like family to the employee) who is ill, injured, or has other health-related needs, including preventive care; or for reasons resulting from, or to assist a family member (or person who is like family to the employee) who is a victim of, domestic violence, sexual assault, or stalking. Additional information on contractor requirements and worker protections under the EO is available at www.dol.gov/whd/govcontracts.

Unlisted classifications needed for work not included within the scope of the classifications listed may be added after award only as provided in the labor standards contract clauses (29CFR 5.5 (a) (1) (ii)).

The body of each wage determination lists the classification and wage rates that have been found to be prevailing for the cited type(s) of construction in the area covered by the wage determination. The classifications are listed in alphabetical order of ""identifiers"" that indicate whether the particular rate is a union rate (current union negotiated rate for local), a survey rate (weighted average rate) or a union average rate (weighted union average rate).

Union Rate Identifiers

A four letter classification abbreviation identifier enclosed in dotted lines beginning with characters other than ""SU"" or ""UAVG"" denotes that the union classification and rate were prevailing for that classification in the survey. Example: PLUM0198-005 07/01/2014. PLUM is an abbreviation identifier of the union which prevailed in the survey for this classification, which in this example would be Plumbers. 0198 indicates the local union number or district council number where applicable, i.e., Plumbers Local 0198. The next number, 005 in the example, is an internal number used in processing the wage determination. 07/01/2014 is the effective date of the most current negotiated rate, which in this example is July 1, 2014.

Union prevailing wage rates are updated to reflect all rate changes in the collective bargaining agreement (CBA) governing this classification and rate.

Survey Rate Identifiers

Classifications listed under the "SU" identifier indicate that no one rate prevailed for this classification in the survey and the published rate is derived by computing a weighted average rate based on all the rates reported in the survey for that classification. As this weighted average rate includes all rates reported in the survey, it may include both union and non-union rates. Example: SULA2012-007 5/13/2014. SU indicates the rates are survey rates based on a weighted average calculation of rates and are not majority rates. LA indicates the State of Louisiana. 2012 is the year of survey on which these classifications and rates are based. The next number, 007 in the example, is an internal number used in producing the wage determination. 5/13/2014 indicates the survey completion date for the classifications and rates under that identifier.

Survey wage rates are not updated and remain in effect until a new survey is conducted.

Union Average Rate Identifiers

Classification(s) listed under the UAVG identifier indicate that no single majority rate prevailed for those classifications; however, 100% of the data reported for the classifications was union data. EXAMPLE: UAVG-OH-0010 08/29/2014. UAVG indicates that the rate is a weighted union average rate. OH indicates the state. The next number, 0010 in the example, is an internal number used in producing the wage determination. 08/29/2014 indicates the survey completion date for the classifications and rates under that identifier.

A UAVG rate will be updated once a year, usually in January of each year, to reflect a weighted average of the current negotiated/CBA rate of the union locals from which the rate is based.

WAGE DETERMINATION APPEALS PROCESS

1.) Has there been an initial decision in the matter? This can be:

- * an existing published wage determination
- * a survey underlying a wage determination
- * a Wage and Hour Division letter setting forth a position on a wage determination matter

* a conformance (additional classification and rate) ruling

On survey related matters, initial contact, including requests for summaries of surveys, should be with the Wage and Hour Regional Office for the area in which the survey was conducted because those Regional Offices have responsibility for the Davis-Bacon survey program. If the response from this initial contact is not satisfactory, then the process described in 2.) and 3.) should be followed.

With regard to any other matter not yet ripe for the formal process described here, initial contact should be with the Branch of Construction Wage Determinations. Write to:

Branch of Construction Wage Determinations
Wage and Hour Division
U.S. Department of Labor
200 Constitution Avenue, N.W.
Washington, DC 20210

2.) If the answer to the question in 1.) is yes, then an interested party (those affected by the action) can request review and reconsideration from the Wage and Hour Administrator (See 29 CFR Part 1.8 and 29 CFR Part 7). Write to:

Wage and Hour Administrator
U.S. Department of Labor
200 Constitution Avenue, N.W.
Washington, DC 20210

The request should be accompanied by a full statement of the interested party's position and by any information (wage payment data, project description, area practice material, etc.) that the requestor considers relevant to the issue.

3.) If the decision of the Administrator is not favorable, an interested party may appeal directly to the Administrative Review Board (formerly the Wage Appeals Board). Write to:

Administrative Review Board
U.S. Department of Labor
200 Constitution Avenue, N.W.
Washington, DC 20210

4.) All decisions by the Administrative Review Board are final.

=====

END OF GENERAL DECISION"

August 2018

**NOTICE TO BIDDERS
WAGE RATE DECISION**

The wage rate decision of the Department of Labor which has been incorporated in these advertised specifications is incomplete in that the classifications may be omitted from the Department of Labor's decision.

Since the bidder is responsible, independently, for ascertaining area practice with respect to the necessity, or lack of necessity, for the use of these classifications in the prosecution of the work contemplated by this project, no inference may be drawn from the omission of these classifications concerning prevailing area practices relative to their use. Further, this omission will not, per se, be construed as establishing any governmental liability for increased labor cost if it is subsequently determined that such classifications are required.

There may be omissions and/or errors in the federal wage rates. The bidder is responsible for evaluating and determining the correct applicable rate.

If a project includes multiple types of construction (highway, bridge over navigable water, sanitary sewer and water main, building) and there is not a separate wage determination for this type of work included in the proposal, use the wage determination that is in the proposal.

If a project includes multiple types of construction, different wage rate determinations may be inserted into the contract (WI10/Highway = in all WisDOT highway contracts, WI15/Heavy = bridge over navigable water per USDOL and US Coast Guard designation, WI8/Heavy (Sewer & Water Line & Tunnel) = sanitary sewer and water main if the cost is more than 20% of the contract and/or at least \$1,000,000, and Building). If multiple wage rate determinations are inserted into the contract, use the classification in the wage determination for the work being done. Use WI15 wage rates when working on the bridge and/or structure from bank to bank. Use WI8 wage rates when working on any sanitary sewer or water main work. Use Building wage rates for all work done within the footprint of the building. Use WI10 wage rates for all other highway work in the contract and approaches to structures. For example, if a laborer is working within the footprint of a building, use the Laborer rate in the Building wage determination inserted in the contract. If a laborer is working on a bridge/structure within the banks, use the Laborer rate in the WI15/Heavy wage determination if inserted in the contract. If the laborer is working on the highway, use the Laborer rate in the WI10/Highway wage determination.



Proposal Schedule of Items

Proposal ID: 20201110019 Project(s): 3839-03-73

Federal ID(s): WISC 2020540

SECTION: 0001 Roadway Items

Alt Set ID: Alt Mbr ID:

Proposal Line Number	Item ID Description	Approximate Quantity and Units	Unit Price	Bid Amount
0002	201.0105 Clearing	26.000 STA	_____.	_____.
0004	201.0120 Clearing	54.000 ID	_____.	_____.
0006	201.0205 Grubbing	26.000 STA	_____.	_____.
0008	201.0220 Grubbing	54.000 ID	_____.	_____.
0010	203.0200 Removing Old Structure (station) 0004. 295+41.40	LS	LUMP SUM	_____.
0012	203.0200 Removing Old Structure (station) 0005. 294+90.90	LS	LUMP SUM	_____.
0014	203.0200 Removing Old Structure (station) 0006. 49CL+63	LS	LUMP SUM	_____.
0016	203.0210.S Abatement of Asbestos Containing Material (structure) 0004. B-64-23	LS	LUMP SUM	_____.
0018	203.0210.S Abatement of Asbestos Containing Material (structure) 0005. B-64-24	LS	LUMP SUM	_____.
0020	203.0210.S Abatement of Asbestos Containing Material (structure) 0006. B-64-25	LS	LUMP SUM	_____.
0022	203.0225.S Debris Containment (structure) 0002. B- 64-20	LS	LUMP SUM	_____.
0024	204.0100 Removing Concrete Pavement	6,380.000 SY	_____.	_____.
0026	204.0115 Removing Asphaltic Surface Butt Joints	2,530.000 SY	_____.	_____.
0028	204.0157 Removing Concrete Barrier	400.000 LF	_____.	_____.
0030	204.0165 Removing Guardrail	3,292.000 LF	_____.	_____.



Proposal Schedule of Items

Proposal ID: 20201110019 Project(s): 3839-03-73

Federal ID(s): WISC 2020540

SECTION: 0001 Roadway Items

Alt Set ID: Alt Mbr ID:

Proposal Line Number	Item ID Description	Approximate Quantity and Units	Unit Price	Bid Amount
0032	204.0170 Removing Fence	160.000 LF	_____.	_____.
0034	204.0175 Removing Concrete Slope Paving	902.000 SY	_____.	_____.
0036	204.0190 Removing Surface Drains	14.000 EACH	_____.	_____.
0038	204.9060.S Removing (item description) 0001. Flexible Tubular Markers	110.000 EACH	_____.	_____.
0040	204.9090.S Removing (item description) 0001. Rumble Strips	11,939.000 LF	_____.	_____.
0042	205.0100 Excavation Common	9,272.000 CY	_____.	_____.
0044	205.3000.S Temporary Emergency Pullouts	8.000 EACH	_____.	_____.
0046	206.1000 Excavation for Structures Bridges (structure) 0004. B-64-23	LS	LUMP SUM	_____.
0048	206.1000 Excavation for Structures Bridges (structure) 0005. B-64-24	LS	LUMP SUM	_____.
0050	206.1000 Excavation for Structures Bridges (structure) 0006. B-64-25	LS	LUMP SUM	_____.
0052	208.0100 Borrow	9,753.000 CY	_____.	_____.
0054	210.1500 Backfill Structure Type A	424.000 TON	_____.	_____.
0056	213.0100 Finishing Roadway (project) 0001. USH 12	1.000 EACH	_____.	_____.
0058	305.0110 Base Aggregate Dense 3/4-Inch	3,775.000 TON	_____.	_____.
0060	305.0120 Base Aggregate Dense 1 1/4-Inch	12,000.000 TON	_____.	_____.



Proposal Schedule of Items

Proposal ID: 20201110019 Project(s): 3839-03-73

Federal ID(s): WISC 2020540

SECTION: 0001 Roadway Items

Alt Set ID: Alt Mbr ID:

Proposal Line Number	Item ID Description	Approximate Quantity and Units	Unit Price	Bid Amount
0062	305.0500 Shaping Shoulders	10.000 STA	_____	_____
0064	310.0110 Base Aggregate Open-Graded	4.000 TON	_____	_____
0066	311.0115 Breaker Run	410.000 CY	_____	_____
0068	415.0060 Concrete Pavement 6-Inch	106.000 SY	_____	_____
0070	415.0095 Concrete Pavement 9 1/2-Inch	2,345.000 SY	_____	_____
0072	415.0410 Concrete Pavement Approach Slab	660.000 SY	_____	_____
0074	415.4100 Concrete Pavement Joint Filling	2,787.000 SY	_____	_____
0076	415.5110.S Concrete Pavement Joint Layout	1.000 LS	_____	_____
0078	416.1010 Concrete Surface Drains	22.600 CY	_____	_____
0080	450.4000 HMA Cold Weather Paving	160.000 TON	_____	_____
0082	455.0605 Tack Coat	1,680.000 GAL	_____	_____
0084	460.2000 Incentive Density HMA Pavement	2,800.000 DOL	1.00000	2,800.00
0086	460.6223 HMA Pavement 3 MT 58-28 S	2,560.000 TON	_____	_____
0088	460.6224 HMA Pavement 4 MT 58-28 S	1,555.000 TON	_____	_____
0090	465.0105 Asphaltic Surface	265.000 TON	_____	_____
0092	465.0120 Asphaltic Surface Driveways and Field Entrances	34.000 TON	_____	_____



Proposal Schedule of Items

Proposal ID: 20201110019 Project(s): 3839-03-73

Federal ID(s): WISC 2020540

SECTION: 0001 Roadway Items

Alt Set ID: Alt Mbr ID:

Proposal Line Number	Item ID Description	Approximate Quantity and Units	Unit Price	Bid Amount
0094	465.0400 Asphaltic Shoulder Rumble Strips	9,660.000 LF	_____.	_____.
0096	495.1000.S Cold patch	20.000 TON	_____.	_____.
0098	502.0100 Concrete Masonry Bridges	860.000 CY	_____.	_____.
0100	502.3101 Expansion Device	515.000 LF	_____.	_____.
0102	502.3200 Protective Surface Treatment	4,461.000 SY	_____.	_____.
0104	502.3210 Pigmented Surface Sealer	1,055.000 SY	_____.	_____.
0106	502.3215.S Protective Surface Treatment Reseal	329.000 SY	_____.	_____.
0108	502.4112 Adhesive Anchors 1 1/2-inch	16.000 EACH	_____.	_____.
0110	502.4205 Adhesive Anchors No. 5 Bar	1,094.000 EACH	_____.	_____.
0112	505.0400 Bar Steel Reinforcement HS Structures	8,580.000 LB	_____.	_____.
0114	505.0600 Bar Steel Reinforcement HS Coated Structures	178,230.000 LB	_____.	_____.
0116	506.2610 Bearing Pads Elastomeric Laminated	16.000 EACH	_____.	_____.
0118	506.3020 Welded Stud Shear Connectors 7/8x7-Inch	1,488.000 EACH	_____.	_____.
0120	506.5000 Bearing Assemblies Fixed (structure) 0006. B-64-25	4.000 EACH	_____.	_____.
0122	506.6000 Bearing Assemblies Expansion (structure) 0004. B-64-23	5.000 EACH	_____.	_____.



Proposal Schedule of Items

Proposal ID: 20201110019 Project(s): 3839-03-73

Federal ID(s): WISC 2020540

SECTION: 0001 Roadway Items

Alt Set ID: Alt Mbr ID:

Proposal Line Number	Item ID Description	Approximate Quantity and Units	Unit Price	Bid Amount
0124	506.6000 Bearing Assemblies Expansion (structure) 0005. B-64-24	5.000 EACH	_____.	_____.
0126	506.6000 Bearing Assemblies Expansion (structure) 0006. B-64-25	16.000 EACH	_____.	_____.
0128	506.6000 Bearing Assemblies Expansion (structure) 0007. B-64-26	8.000 EACH	_____.	_____.
0130	506.7050.S Removing Bearings (structure) 0001. B-64-19	8.000 EACH	_____.	_____.
0132	506.7050.S Removing Bearings (structure) 0004. B-64-23	5.000 EACH	_____.	_____.
0134	506.7050.S Removing Bearings (structure) 0005. B-64-24	5.000 EACH	_____.	_____.
0136	506.7050.S Removing Bearings (structure) 0006. B-64-25	20.000 EACH	_____.	_____.
0138	506.7050.S Removing Bearings (structure) 0007. B-64-26	8.000 EACH	_____.	_____.
0140	506.7050.S Removing Bearings (structure) 0008. B-64-27	8.000 EACH	_____.	_____.
0142	506.7060.S Bridge Jacking (structure) 0006. B-64-25	LS	LUMP SUM	_____.
0144	509.0301 Preparation Decks Type 1	908.000 SY	_____.	_____.
0146	509.0302 Preparation Decks Type 2	605.000 SY	_____.	_____.
0148	509.0310.S Sawing Pavement Deck Preparation Areas	10.000 LF	_____.	_____.
0150	509.0500 Cleaning Decks	2,350.000 SY	_____.	_____.



Proposal Schedule of Items

Proposal ID: 20201110019 Project(s): 3839-03-73

Federal ID(s): WISC 2020540

SECTION: 0001 Roadway Items

Alt Set ID: Alt Mbr ID:

Proposal Line Number	Item ID Description	Approximate Quantity and Units	Unit Price	Bid Amount
0152	509.1000 Joint Repair	99.000 SY	_____	_____
0154	509.1200 Curb Repair	645.000 LF	_____	_____
0156	509.1500 Concrete Surface Repair	1,495.000 SF	_____	_____
0158	509.2000 Full-Depth Deck Repair	15.000 SY	_____	_____
0160	509.2100.S Concrete Masonry Deck Repair	1.000 CY	_____	_____
0162	509.2500 Concrete Masonry Overlay Decks	305.000 CY	_____	_____
0164	509.5100.S Polymer Overlay	2,710.000 SY	_____	_____
0166	509.9010.S Removing Asphaltic Concrete Deck Overlay (structure) 0001. B-64-19	607.000 SY	_____	_____
0168	509.9010.S Removing Asphaltic Concrete Deck Overlay (structure) 0007. B-64-26	1,180.000 SY	_____	_____
0170	509.9010.S Removing Asphaltic Concrete Deck Overlay (structure) 0008. B-64-27	634.000 SY	_____	_____
0172	514.0900 Adjusting Floor Drains	6.000 EACH	_____	_____
0174	514.2625 Downspout 6-Inch	110.000 LF	_____	_____
0176	516.0500 Rubberized Membrane Waterproofing	60.000 SY	_____	_____
0178	517.0900.S Preparation and Coating of Top Flanges (structure) 0004. B-64-23	LS	LUMP SUM	_____
0180	517.0900.S Preparation and Coating of Top Flanges (structure) 0005. B-64-24	LS	LUMP SUM	_____



Proposal Schedule of Items

Proposal ID: 20201110019 Project(s): 3839-03-73

Federal ID(s): WISC 2020540

SECTION: 0001 Roadway Items

Alt Set ID: Alt Mbr ID:

Proposal Line Number	Item ID Description	Approximate Quantity and Units	Unit Price	Bid Amount
0182	517.0900.S Preparation and Coating of Top Flanges (structure) 0006. B-64-25	LS	LUMP SUM	_____.
0184	517.1800.S Structure Repainting Recycled Abrasive (structure) 0001. B-64-19	LS	LUMP SUM	_____.
0186	517.1800.S Structure Repainting Recycled Abrasive (structure) 0003. B-64-22	LS	LUMP SUM	_____.
0188	517.1800.S Structure Repainting Recycled Abrasive (structure) 0004. B-64-23	LS	LUMP SUM	_____.
0190	517.1800.S Structure Repainting Recycled Abrasive (structure) 0005. B-64-24	LS	LUMP SUM	_____.
0192	517.1800.S Structure Repainting Recycled Abrasive (structure) 0006. B-64-25	LS	LUMP SUM	_____.
0194	517.1800.S Structure Repainting Recycled Abrasive (structure) 0007. B-64-26	LS	LUMP SUM	_____.
0196	517.1800.S Structure Repainting Recycled Abrasive (structure) 0008. B-64-27	LS	LUMP SUM	_____.
0198	517.4500.S Negative Pressure Containment and Collection of Waste Materials (structure) 0001. B-64-19	LS	LUMP SUM	_____.
0200	517.4500.S Negative Pressure Containment and Collection of Waste Materials (structure) 0003. B-64-22	LS	LUMP SUM	_____.
0202	517.4500.S Negative Pressure Containment and Collection of Waste Materials (structure) 0004. B-64-23	LS	LUMP SUM	_____.
0204	517.4500.S Negative Pressure Containment and Collection of Waste Materials (structure) 0005. B-64-24	LS	LUMP SUM	_____.



Proposal Schedule of Items

Proposal ID: 20201110019 Project(s): 3839-03-73

Federal ID(s): WISC 2020540

SECTION: 0001 Roadway Items

Alt Set ID: Alt Mbr ID:

Proposal Line Number	Item ID Description	Approximate Quantity and Units	Unit Price	Bid Amount
0206	517.4500.S Negative Pressure Containment and Collection of Waste Materials (structure) 0006. B-64-25	LS	LUMP SUM	_____.
0208	517.4500.S Negative Pressure Containment and Collection of Waste Materials (structure) 0007. B-64-26	LS	LUMP SUM	_____.
0210	517.4500.S Negative Pressure Containment and Collection of Waste Materials (structure) 0008. B-64-27	LS	LUMP SUM	_____.
0212	517.6001.S Portable Decontamination Facility	7.000 EACH	_____.	_____.
0214	522.1012 Apron Endwalls for Culvert Pipe Reinforced Concrete 12-Inch	2.000 EACH	_____.	_____.
0216	603.1142 Concrete Barrier Type S42	220.000 LF	_____.	_____.
0218	604.0400 Slope Paving Concrete	50.000 SY	_____.	_____.
0220	604.0500 Slope Paving Crushed Aggregate	852.000 SY	_____.	_____.
0222	606.0200 Riprap Medium	45.000 CY	_____.	_____.
0224	606.0300 Riprap Heavy	34.000 CY	_____.	_____.
0226	608.0312 Storm Sewer Pipe Reinforced Concrete Class III 12-Inch	117.000 LF	_____.	_____.
0228	611.0535 Manhole Covers Type J-Special	1.000 EACH	_____.	_____.
0230	611.0610 Inlet Covers Type BW	3.000 EACH	_____.	_____.
0232	611.2004 Manholes 4-FT Diameter	1.000 EACH	_____.	_____.



Proposal Schedule of Items

Proposal ID: 20201110019 Project(s): 3839-03-73

Federal ID(s): WISC 2020540

SECTION: 0001 Roadway Items

Alt Set ID: Alt Mbr ID:

Proposal Line Number	Item ID Description	Approximate Quantity and Units	Unit Price	Bid Amount
0234	611.3004 Inlets 4-FT Diameter	2.000 EACH	_____.	_____.
0236	611.3225 Inlets 2x2.5-FT	1.000 EACH	_____.	_____.
0238	612.0106 Pipe Underdrain 6-Inch	10.000 LF	_____.	_____.
0240	612.0206 Pipe Underdrain Unperforated 6-Inch	50.000 LF	_____.	_____.
0242	612.0406 Pipe Underdrain Wrapped 6-Inch	460.000 LF	_____.	_____.
0244	612.0806 Apron Endwalls for Underdrain Reinforced Concrete 6-Inch	2.000 EACH	_____.	_____.
0246	614.0010 Barrier System Grading Shaping Finishing	1.000 EACH	_____.	_____.
0248	614.0150 Anchor Assemblies for Steel Plate Beam Guard	12.000 EACH	_____.	_____.
0250	614.0200 Steel Thrie Beam Structure Approach	375.000 LF	_____.	_____.
0252	614.0220 Steel Thrie Beam Bullnose Terminal	2.000 EACH	_____.	_____.
0254	614.0396 Guardrail Mow Strip Asphalt	2,765.000 SY	_____.	_____.
0256	614.2300 MGS Guardrail 3	3,375.000 LF	_____.	_____.
0258	614.2500 MGS Thrie Beam Transition	1,024.000 LF	_____.	_____.
0260	614.2610 MGS Guardrail Terminal EAT	30.000 EACH	_____.	_____.
0262	616.0100 Fence Woven Wire (height) 0001. 6-FT	423.000 LF	_____.	_____.
0264	619.1000 Mobilization	1.000 EACH	_____.	_____.



Proposal Schedule of Items

Proposal ID: 20201110019 Project(s): 3839-03-73

Federal ID(s): WISC 2020540

SECTION: 0001 Roadway Items

Alt Set ID: Alt Mbr ID:

Proposal Line Number	Item ID Description	Approximate Quantity and Units	Unit Price	Bid Amount
0266	623.0200 Dust Control Surface Treatment	28,100.000 SY	_____.	_____.
0268	624.0100 Water	310.000 MGAL	_____.	_____.
0270	625.0100 Topsoil	42,100.000 SY	_____.	_____.
0272	627.0200 Mulching	21,100.000 SY	_____.	_____.
0274	628.1504 Silt Fence	3,800.000 LF	_____.	_____.
0276	628.1520 Silt Fence Maintenance	11,410.000 LF	_____.	_____.
0278	628.1905 Mobilizations Erosion Control	135.000 EACH	_____.	_____.
0280	628.1910 Mobilizations Emergency Erosion Control	70.000 EACH	_____.	_____.
0282	628.2002 Erosion Mat Class I Type A	15,610.000 SY	_____.	_____.
0284	628.2004 Erosion Mat Class I Type B	290.000 SY	_____.	_____.
0286	628.2008 Erosion Mat Urban Class I Type B	1,165.000 SY	_____.	_____.
0288	628.6005 Turbidity Barriers	75.000 SY	_____.	_____.
0290	628.6505 Soil Stabilizer Type A	10.000 ACRE	_____.	_____.
0292	628.6510 Soil Stabilizer Type B	10.000 ACRE	_____.	_____.
0294	628.7005 Inlet Protection Type A	5.000 EACH	_____.	_____.
0296	628.7010 Inlet Protection Type B	10.000 EACH	_____.	_____.
0298	628.7504 Temporary Ditch Checks	230.000 LF	_____.	_____.



Proposal Schedule of Items

Proposal ID: 20201110019 Project(s): 3839-03-73

Federal ID(s): WISC 2020540

SECTION: 0001 Roadway Items

Alt Set ID: Alt Mbr ID:

Proposal Line Number	Item ID Description	Approximate Quantity and Units	Unit Price	Bid Amount
0300	628.7555 Culvert Pipe Checks	30.000 EACH	_____.	_____.
0302	629.0210 Fertilizer Type B	35.000 CWT	_____.	_____.
0304	630.0130 Seeding Mixture No. 30	800.000 LB	_____.	_____.
0306	630.0200 Seeding Temporary	2,000.000 LB	_____.	_____.
0308	630.0500 Seed Water	150.000 MGAL	_____.	_____.
0310	633.1000 Delineators Barrier Wall	6.000 EACH	_____.	_____.
0312	633.5200 Markers Culvert End	2.000 EACH	_____.	_____.
0314	634.0618 Posts Wood 4x6-Inch X 18-FT	82.000 EACH	_____.	_____.
0316	637.2210 Signs Type II Reflective H	232.875 SF	_____.	_____.
0318	637.2230 Signs Type II Reflective F	103.750 SF	_____.	_____.
0320	638.2101 Moving Signs Type I	6.000 EACH	_____.	_____.
0322	638.2102 Moving Signs Type II	27.000 EACH	_____.	_____.
0324	638.2602 Removing Signs Type II	33.000 EACH	_____.	_____.
0326	638.3000 Removing Small Sign Supports	67.000 EACH	_____.	_____.
0328	642.5001 Field Office Type B	1.000 EACH	_____.	_____.
0330	643.0300 Traffic Control Drums	119,600.000 DAY	_____.	_____.
0332	643.0420 Traffic Control Barricades Type III	20,300.000 DAY	_____.	_____.



Proposal Schedule of Items

Proposal ID: 20201110019 Project(s): 3839-03-73

Federal ID(s): WISC 2020540

SECTION: 0001 Roadway Items

Alt Set ID: Alt Mbr ID:

Proposal Line Number	Item ID Description	Approximate Quantity and Units	Unit Price	Bid Amount
0334	643.0500 Traffic Control Flexible Tubular Marker Posts	2,955.000 EACH	_____.	_____.
0336	643.0600 Traffic Control Flexible Tubular Marker Bases	2,955.000 EACH	_____.	_____.
0338	643.0705 Traffic Control Warning Lights Type A	40,500.000 DAY	_____.	_____.
0340	643.0715 Traffic Control Warning Lights Type C	33,500.000 DAY	_____.	_____.
0342	643.0800 Traffic Control Arrow Boards	1,150.000 DAY	_____.	_____.
0344	643.0900 Traffic Control Signs	48,700.000 DAY	_____.	_____.
0346	643.0910 Traffic Control Covering Signs Type I	15.000 EACH	_____.	_____.
0348	643.0920 Traffic Control Covering Signs Type II	70.000 EACH	_____.	_____.
0350	643.1000 Traffic Control Signs Fixed Message	392.000 SF	_____.	_____.
0352	643.1050 Traffic Control Signs PCMS	28.000 DAY	_____.	_____.
0354	643.5000 Traffic Control	1.000 EACH	_____.	_____.
0356	645.0111 Geotextile Type DF Schedule A	4.000 SY	_____.	_____.
0358	645.0120 Geotextile Type HR	391.000 SY	_____.	_____.
0360	646.1020 Marking Line Epoxy 4-Inch	14,080.000 LF	_____.	_____.
0362	646.1040 Marking Line Grooved Wet Ref Epoxy 4-Inch	119,940.000 LF	_____.	_____.
0364	646.1050 Marking Line Grooved Permanent Tape 4-Inch	23,405.000 LF	_____.	_____.



Proposal Schedule of Items

Proposal ID: 20201110019 Project(s): 3839-03-73

Federal ID(s): WISC 2020540

SECTION: 0001 Roadway Items

Alt Set ID: Alt Mbr ID:

Proposal Line Number	Item ID Description	Approximate Quantity and Units	Unit Price	Bid Amount
0366	646.3050 Marking Line Grooved Permanent Tape 8-Inch	4,600.000 LF	_____.	_____.
0368	646.5020 Marking Arrow Epoxy	4.000 EACH	_____.	_____.
0370	646.5120 Marking Word Epoxy	4.000 EACH	_____.	_____.
0372	646.5520 Marking Outfall Epoxy	2.000 EACH	_____.	_____.
0374	646.7220 Marking Chevron Epoxy 24-Inch	320.000 LF	_____.	_____.
0376	646.9000 Marking Removal Line 4-Inch	144,595.000 LF	_____.	_____.
0378	646.9100 Marking Removal Line 8-Inch	2,690.000 LF	_____.	_____.
0380	646.9200 Marking Removal Line Wide	113.000 LF	_____.	_____.
0382	648.0100 Locating No-Passing Zones	1.000 MI	_____.	_____.
0384	649.0105 Temporary Marking Line Paint 4-Inch	282,700.000 LF	_____.	_____.
0386	649.0150 Temporary Marking Line Removable Tape 4-Inch	2,710.000 LF	_____.	_____.
0388	649.0205 Temporary Marking Line Paint 8-Inch	1,610.000 LF	_____.	_____.
0390	649.0760 Temporary Marking Raised Pavement Marker Type I	295.000 EACH	_____.	_____.
0392	690.0150 Sawing Asphalt	8,075.000 LF	_____.	_____.
0394	715.0415 Incentive Strength Concrete Pavement	737.000 DOL	1.00000	737.00
0396	740.0440 Incentive IRI Ride	5,925.000 DOL	1.00000	5,925.00



Proposal Schedule of Items

Proposal ID: 20201110019 Project(s): 3839-03-73

Federal ID(s): WISC 2020540

SECTION: 0001 Roadway Items

Alt Set ID: Alt Mbr ID:

Proposal Line Number	Item ID Description	Approximate Quantity and Units	Unit Price	Bid Amount
0398	ASP.1T0A On-the-Job Training Apprentice at \$5.00/HR	7,200.000 HRS	5.00000	36,000.00
0400	ASP.1T0G On-the-Job Training Graduate at \$5.00/HR	3,200.000 HRS	5.00000	16,000.00
0402	SPV.0045 Special 0010. Portable Speed Trailer	200.000 DAY	_____	_____
0404	SPV.0060 Special 0010. Maintain Asphaltic Surface Temporary Left-In-Place	1.000 EACH	_____	_____
0406	SPV.0060 Special 4001. Embedded Galvanic Anodes	892.000 EACH	_____	_____
0408	SPV.0060 Special 4002. Clean Deck Drains	6.000 EACH	_____	_____
0410	SPV.0090 Special 0010. Heavy Duty Silt Fence	3,330.000 LF	_____	_____
0412	SPV.0090 Special 0020. Marking Contrast Epoxy 4-Inch	1,440.000 LF	_____	_____
0414	SPV.0090 Special 0030. Marking Contrast Epoxy 8-Inch	160.000 LF	_____	_____
0416	SPV.0090 Special 0040. Concrete Curb and Gutter 4-Inch Sloped Type TBT variable pan	696.000 LF	_____	_____
0418	SPV.0090 Special 4001. Steel Thrie Beam Railing Retrofit	1,655.000 LF	_____	_____
0420	SPV.0105 Special 0001. Survey Project 3839-03-73	LS	LUMP SUM	_____
0422	SPV.0105 Special 4001. Vegetation Removal B-64-19	LS	LUMP SUM	_____
0424	SPV.0105 Special 4002. Vegetation and Debris Removal B-24-20	LS	LUMP SUM	_____



Proposal Schedule of Items

Proposal ID: 20201110019 Project(s): 3839-03-73

Federal ID(s): WISC 2020540

SECTION: 0001 Roadway Items

Alt Set ID: Alt Mbr ID:

Proposal Line Number	Item ID Description	Approximate Quantity and Units	Unit Price	Bid Amount
0426	SPV.0105 Special 4003. Vegetation Removal B-64-22	LS	LUMP SUM	_____.
0428	SPV.0105 Special 4006. Vegetation Removal B-64-25	LS	LUMP SUM	_____.
0430	SPV.0105 Special 4007. Vegetation Removal B-64-25	LS	LUMP SUM	_____.
0432	SPV.0105 Special 4008. Vegetation Removal B-64-27	LS	LUMP SUM	_____.
0434	SPV.0165 Special 4001. Fiber Wrap Reinforcing Non-Structural	820.000 SF	_____.	_____.
0436	SPV.0180 Special 4001. Abutment Seat Cleaning and Sealing	111.000 SY	_____.	_____.
Section: 0001			Total:	_____.
			Total Bid:	_____.

PLEASE ATTACH ADDENDA HERE



Wisconsin Department of Transportation

November 2, 2020

**Division of Transportation Systems
Development**

Bureau of Project Development
4822 Madison Yards Way, 4th Floor South
Madison, WI 53705

Telephone: (608) 266-1631
Facsimile (FAX): (608) 266-8459

NOTICE TO ALL CONTRACTORS:

Federal Wage Rate Addendum #01

Letting of November 10, 2020

Attached is a copy of the revised WI 10 Highway Davis Bacon Prevailing Wage Rates that are included in proposals 01 – 29 and 31 – 33; WI 8 Heavy (Sewer & Water Line & Tunnel) Davis Bacon Prevailing Wage Rates that are included in proposals 09 and 28; and WI 15 Heavy Davis Bacon Prevailing Wage Rates that are included in proposal 09. These wage rates are effective for all proposals they are included in in the November 10, 2020 letting. The updated wage rates are dated October 2, 2020 and are effective on or after October 12, 2020.

The responsibility for notifying potential subcontractors and suppliers of these changes remains with the prime contractors.

Sincerely,

Mike Coleman

Proposal Development Specialist
Proposal Management Section

"General Decision Number: WI20200010 10/02/2020

Superseded General Decision Number: WI20190010

State: Wisconsin

Construction Type: Highway

Counties: Wisconsin Statewide.

HIGHWAY, AIRPORT RUNWAY & TAXIWAY CONSTRUCTION PROJECTS (does not include bridges over navigable waters; tunnels; buildings in highway rest areas; and railroad construction)

Note: Under Executive Order (EO) 13658, an hourly minimum wage of \$10.80 for calendar year 2020 applies to all contracts subject to the Davis-Bacon Act for which the contract is awarded (and any solicitation was issued) on or after January 1, 2015. If this contract is covered by the EO, the contractor must pay all workers in any classification listed on this wage determination at least \$10.80 per hour (or the applicable wage rate listed on this wage determination, if it is higher) for all hours spent performing on the contract in calendar year 2020. If this contract is covered by the EO and a classification considered necessary for performance of work on the contract does not appear on this wage determination, the contractor must pay workers in that classification at least the wage rate determined through the conformance process set forth in 29 CFR 5.5(a)(1)(ii) (or the EO minimum wage rate, if it is higher than the conformed wage rate). The EO minimum wage rate will be adjusted annually. Please note that this EO applies to the above-mentioned types of contracts entered into by the federal government that are subject to the Davis-Bacon Act itself, but it does not apply to contracts subject only to the Davis-Bacon Related Acts, including those set forth at 29 CFR 5.1(a)(2)-(60). Additional information on contractor requirements and worker protections under the EO is available at www.dol.gov/whd/govcontracts.

Modification Number	Publication Date
0	01/03/2020
1	01/24/2020
2	02/28/2020
3	03/06/2020
4	06/05/2020
5	06/12/2020
6	06/19/2020
7	07/17/2020
8	08/28/2020

9	09/11/2020
10	09/18/2020
11	10/02/2020

BRWI0001-002 06/03/2019

CRAWFORD, JACKSON, JUNEAU, LA CROSSE, MONROE, TREMPPEALEAU, AND VERNON COUNTIES

	Rates	Fringes
BRICKLAYER.....	\$ 33.80	24.28

BRWI0002-002 06/01/2019

ASHLAND, BAYFIELD, DOUGLAS, AND IRON COUNTIES

	Rates	Fringes
BRICKLAYER.....	\$ 39.94	23.30

BRWI0002-005 06/01/2019

ADAMS, ASHLAND, BARRON, BROWN, BURNETT, CALUMET, CHIPPEWA, CLARK, COLUMBIA, DODGE, DOOR, DUNN, FLORENCE, FOND DU LAC, FOREST, GREEN LAKE, IRON, JEFFERSON, KEWAUNEE, LANGLADE, LINCOLN, MANITOWOC, MARATHON, MARINETTE, MARQUETTE, MENOMINEE, OCONTO, ONEIDA, OUTAGAMIE, POLK, PORTAGE, RUSK, ST CROIX, SAUK, SHAWANO, SHEBOYGAN, TAYLOR, VILAS, WALWORTH, WAUPACA, WAUSHARA, WINNEBAGO, AND WOOD COUNTIES

	Rates	Fringes
CEMENT MASON/CONCRETE FINISHER...	\$ 35.51	23.37

BRWI0003-002 06/03/2019

BROWN, DOOR, FLORENCE, KEWAUNEE, MARINETTE, AND OCONTO COUNTIES

	Rates	Fringes
BRICKLAYER.....	\$ 34.18	23.90

BRWI0004-002 06/01/2019

KENOSHA, RACINE, AND WALWORTH COUNTIES

Rates	Fringes
-------	---------

BRICKLAYER.....\$ 38.43 25.10

BRWI0006-002 06/01/2019

ADAMS, CLARK, FOREST, LANGLADE, LINCOLN, MARATHON, MENOMINEE,
ONEIDA, PORTAGE, PRICE, TAYLOR, VILAS AND WOOD COUNTIES

Rates Fringes

BRICKLAYER.....\$ 35.06 23.02

BRWI0007-002 06/03/2019

GREEN, LAFAYETTE, AND ROCK COUNTIES

Rates Fringes

BRICKLAYER.....\$ 35.57 24.22

BRWI0008-002 06/01/2019

MILWAUKEE, OZAUKEE, WASHINGTON, AND WAUKESHA COUNTIES

Rates Fringes

BRICKLAYER.....\$ 38.93 24.22

BRWI0011-002 06/03/2019

CALUMET, FOND DU LAC, MANITOWOC, AND SHEBOYGAN COUNTIES

Rates Fringes

BRICKLAYER.....\$ 34.18 23.90

BRWI0019-002 06/03/2019

BARRON, BUFFALO, BURNETT, CHIPPEWA, DUNN, EAU CLAIRE, PEPIN,
PIERCE, POLK, RUSK, ST. CROIX, SAWYER AND WASHBURN COUNTIES

Rates Fringes

BRICKLAYER.....\$ 33.40 24.68

BRWI0034-002 06/03/2019

COLUMBIA AND SAUK COUNTIES

	Rates	Fringes
BRICKLAYER.....	\$ 35.56	24.23

 CARP0087-001 05/01/2016

BURNETT (W. of Hwy 48), PIERCE (W. of Hwy 29), POLK (W. of Hwys 35, 48 & 65), AND ST. CROIX (W. of Hwy 65) COUNTIES

	Rates	Fringes
Carpenter & Piledrivermen.....	\$ 36.85	18.39

 CARP0252-002 06/01/2016

ADAMS, BARRON, BAYFIELD (Eastern 2/3), BROWN, BUFFALO, BURNETT (E. of Hwy 48), CALUMET, CHIPPEWA, CLARK, COLUMBIA, CRAWFORD, DANE, DODGE, DOOR, DUNN, EAU CLAIRE, FLORENCE (except area bordering Michigan State Line), FOND DU LAC, FOREST, GRANT, GREEN, GREEN LAKE, IOWA, IRON, JACKSON, JEFFERSON, JUNEAU, KEWAUNEE, LA CROSSE, LAFAYETTE, LANGLADE, LINCOLN, MANITOWOC, MARATHON, MARINETTE (except N.E. corner), MARQUETTE, MENOMINEE, MONROE, OCONTO, ONEIDA, OUTAGAMIE, PEPIN, PIERCE (E. of Hwys 29 & 65), POLK (E. of Hwys 35, 48 & 65), PORTAGE, PRICE, RICHLAND, ROCK, RUSK, SAUK, SAWYER, SHAWANO, SHEBOYGAN, ST CROIX (E. of Hwy 65), TAYLOR, TREMPLEAU, VERNON, VILAS, WALWORTH, WASHBURN, WAUPACA, WAUSHARA, WINNEBAGO, AND WOOD COUNTIES

	Rates	Fringes
CARPENTER		
CARPENTER.....	\$ 33.56	18.00
MILLWRIGHT.....	\$ 35.08	18.35
PILEDRIVER.....	\$ 34.12	18.00

 CARP0252-010 06/01/2016

ASHLAND COUNTY

	Rates	Fringes
Carpenters		
Carpenter.....	\$ 33.56	18.00
Millwright.....	\$ 35.08	18.35
Pile Driver.....	\$ 34.12	18.00

CARP0264-003 06/01/2016

KENOSHA, MILWAUKEE, OZAUKEE, RACINE, WAUKESHA, AND WASHINGTON COUNTIES

	Rates	Fringes
CARPENTER.....	\$ 35.78	22.11

CARP0361-004 05/01/2018

BAYFIELD (West of Hwy 63) AND DOUGLAS COUNTIES

	Rates	Fringes
CARPENTER.....	\$ 36.15	20.43

CARP2337-001 06/01/2016

ZONE A: MILWAUKEE, OZAUKEE, WAUKESHA AND WASHINGTON

ZONE B: KENOSHA & RACINE

	Rates	Fringes
PILEDRIVERMAN		
Zone A.....	\$ 31.03	22.69
Zone B.....	\$ 31.03	22.69

ELEC0014-002 06/14/2020

ASHLAND, BARRON, BAYFIELD, BUFFALO, BURNETT, CHIPPEWA, CLARK (except Maryville, Colby, Unity, Sherman, Fremont, Lynn & Sherwood), CRAWFORD, DUNN, EAU CLAIRE, GRANT, IRON, JACKSON, LA CROSSE, MONROE, PEPIN, PIERCE, POLK, PRICE, RICHLAND, RUSK, ST CROIX, SAWYER, TAYLOR, TREMPLEAU, VERNON, AND WASHBURN COUNTIES

	Rates	Fringes
Electricians:.....	\$ 35.98	20.98

ELEC0014-007 07/05/2020

REMAINING COUNTIES

	Rates	Fringes
--	-------	---------

Teledata System Installer
 Installer/Technician.....\$ 27.75 15.14

Low voltage construction, installation, maintenance and removal of teledata facilities (voice, data, and video) including outside plant, telephone and data inside wire, interconnect, terminal equipment, central offices, PABX, fiber optic cable and equipment, micro waves, V-SAT, bypass, CATV, WAN (wide area networks), LAN (local area networks), and ISDN (integrated systems digital network).

 ELEC0127-002 06/01/2020

KENOSHA COUNTY

	Rates	Fringes
Electricians:.....	\$ 41.62	30%+12.70

 * ELEC0158-002 06/01/2020

BROWN, DOOR, KEWAUNEE, MANITOWOC (except Schleswig), MARINETTE(Wausaukee and area South thereof), OCONTO, MENOMINEE (East of a line 6 miles West of the West boundary of Oconto County), SHAWANO (Except Area North of Townships of Aniwa and Hutchins) COUNTIES

	Rates	Fringes
ELECTRICIAN.....	\$ 34.77	29.75%+10.26

 ELEC0159-003 08/02/2020

COLUMBIA, DANE, DODGE (Area West of Hwy 26, except Chester and Emmet Townships), GREEN, LAKE (except Townships of Berlin, Seneca, and St. Marie), IOWA, MARQUETTE (except Townships of Neshkoka, Crystal Lake, Newton, and Springfield), and SAUK COUNTIES

	Rates	Fringes
ELECTRICIAN.....	\$ 41.86	22.67

 ELEC0219-004 06/01/2019

FLORENCE COUNTY (Townships of Aurora, Commonwealth, Fern,

Florence and Homestead) AND MARINETTE COUNTY (Township of Niagara)

	Rates	Fringes
Electricians:		
Electrical contracts over \$180,000.....	\$ 33.94	21.80
Electrical contracts under \$180,000.....	\$ 31.75	21.73

* ELEC0242-005 05/31/2020		

DOUGLAS COUNTY

	Rates	Fringes
Electricians:.....	\$ 39.77	28.11

ELEC0388-002 06/01/2020		

ADAMS, CLARK (Colby, Freemont, Lynn, Mayville, Sherman, Sherwood, Unity), FOREST, JUNEAU, LANGLADE, LINCOLN, MARATHON, MARINETTE (Beecher, Dunbar, Goodman & Pembine), MENOMINEE (Area West of a line 6 miles West of the West boundary of Oconto County), ONEIDA, PORTAGE, SHAWANO (Aniwa and Hutchins), VILAS AND WOOD COUNTIES

	Rates	Fringes
Electricians:.....	\$ 34.85	26%+11.20

ELEC0430-002 06/01/2020		

RACINE COUNTY (Except Burlington Township)

	Rates	Fringes
Electricians:.....	\$ 41.86	22.66

ELEC0494-005 06/01/2020		

MILWAUKEE, OZAUKEE, WASHINGTON, AND WAUKESHA COUNTIES

	Rates	Fringes
Electricians:.....	\$ 42.84	25.54

ELEC0494-006 06/01/2020

CALUMET (Township of New Holstein), DODGE (East of Hwy 26 including Chester Township), FOND DU LAC, MANITOWOC (Schleswig), and SHEBOYGAN COUNTIES

	Rates	Fringes
Electricians:.....	\$ 36.32	22.51

ELEC0494-013 06/07/2020

DODGE (East of Hwy 26 including Chester Twp, excluding Emmet Twp), FOND DU LAC (Except Waupuin), MILWAUKEE, OZAUKEE, MANITOWOC (Schleswig), WASHINGTON, AND WAUKESHA COUNTIES

	Rates	Fringes
Sound & Communications		
Installer.....	\$ 21.46	18.52
Technician.....	\$ 31.34	20.00

Installation, testing, maintenance, operation and servicing of all sound, intercom, telephone interconnect, closed circuit TV systems, radio systems, background music systems, language laboratories, electronic carillon, antenna distribution systems, clock and program systems and low-voltage systems such as visual nurse call, audio/visual nurse call systems, doctors entrance register systems. Includes all wire and cable carrying audio, visual, data, light and radio frequency signals. Includes the installation of conduit, wiremold, or raceways in existing structures that have been occupied for six months or more where required for the protection of the wire or cable, but does not mean a complete conduit or raceway system. work covered does not include the installation of conduit, wiremold or any raceways in any new construction, or the installation of power supply outlets by means of which external electric power is supplied to any of the foregoing equipment or products

ELEC0577-003 06/01/2019

CALUMET (except Township of New Holstein), GREEN LAKE (N. part including Townships of Berlin, St Marie, and Seneca), MARQUETTE (N. part including Townships of Crystal Lake, Neshkoro, Newton, and Springfield), OUTAGAMIE, WAUPACA, WAUSHARA, AND WINNEBAGO

COUNTIES

	Rates	Fringes
Electricians:.....	\$ 33.15	28.50%+10.00

ELEC0890-003 06/01/2020		

DODGE (Emmet Township only), GREEN, JEFFERSON, LAFAYETTE,
 RACINE (Burlington Township), ROCK AND WALWORTH COUNTIES

	Rates	Fringes
Electricians:.....	\$ 37.41	25.95%+11.11

ELEC0953-001 06/02/2019		

	Rates	Fringes
Line Construction:		
(1) Lineman.....	\$ 47.53	21.43
(2) Heavy Equipment Operator.....	\$ 42.78	19.80
(3) Equipment Operator.....	\$ 38.02	18.40
(4) Heavy Groundman Driver..	\$ 33.27	16.88
(5) Light Groundman Driver..	\$ 30.89	16.11
(6) Groundsman.....	\$ 26.14	14.60

ENGI0139-005 06/01/2020		

	Rates	Fringes
Power Equipment Operator		
Group 1.....	\$ 41.62	23.80
Group 2.....	\$ 41.12	23.80
Group 3.....	\$ 40.62	23.80
Group 4.....	\$ 40.36	23.80
Group 5.....	\$ 40.07	23.80
Group 6.....	\$ 34.17	23.80

HAZARDOUS WASTE PREMIUMS:
 EPA Level ""A"" protection - \$3.00 per hour
 EPA Level ""B"" protection - \$2.00 per hour
 EPA Level ""C"" protection - \$1.00 per hour

POWER EQUIPMENT OPERATORS CLASSIFICATIONS

GROUP 1: Cranes, tower cranes, and derricks with or without

attachments with a lifting capacity of over 100 tons; or cranes, tower cranes, and derricks with boom, leads and/or jib lengths measuring 176 feet or longer.

GROUP 2: Cranes, tower cranes and derricks with or without attachments with a lifting capacity of 100 tons or less; or cranes, tower cranes, and derricks with boom, leads, and/or jibs lengths measuring 175 feet or under and Backhoes (excavators) weighing 130,000 lbs and over; caisson rigs; pile driver; dredge operator; dredge engineer; Boat Pilot.

GROUP 3: Mechanic or welder - Heavy duty equipment; cranes with a lifting capacity of 25 tons or under; concrete breaker (manual or remote); vibratory/sonic concrete breaker; concrete laser screed; concrete slipform paver; concrete batch plant operator; concrete pvt. spreader - heavy duty (rubber tired); concrete spreader & distributor; automatic subgrader (concrete); concrete grinder & planing machine; concrete slipform curb & gutter machine; slipform concrete placer; tube finisher; hydro blaster (10,000 psi & over); bridge paver; concrete conveyor system; concrete pump; Rotec type Conveyor; stabilizing mixer (self-propelled); shoulder widener; asphalt plant engineer; bituminous paver; bump cutter & grooving machine; milling machine; screed (bituminous paver); asphalt heater, planer & scarifier; Backhoes (excavators) weighing under 130,000 lbs; grader or motor patrol; tractor (scraper, dozer, pusher, loader); scraper - rubber tired (single or twin engine); endloader; hydraulic backhoe (tractor type); trenching machine; skid rigs; tractor, side boom (heavy); drilling or boring machine (mechanical heavy); roller over 5 tons; percussion or rotary drilling machine; air track; blaster; loading machine (conveyor); tugger; boatmen; winches & A-frames; post driver; material hoist.

GROUP 4: Greaser, roller steel (5 tons or less); roller (pneumatic tired) - self propelled; tractor (mounted or towed compactors & light equipment); shouldering machine; self-propelled chip spreader; concrete spreader; finishing machine; mechanical float; curing machine; power subgrader; joint sawer (multiple blade) belting machine; burlap machine; texturing machine; tractor endloader (rubber tired) - light; jeep digger; forklift; mulcher; launch operator; fireman, environmental burner

GROUP 5: Air compressor; power pack; vibrator hammer and extractor; heavy equipment, leadman; tank car heaters; stump chipper; curb machine operator; Concrete proportioning plants; generators; mudjack operator; rock breaker; crusher or screening plant; screed (milling

machine); automatic belt conveyor and surge bin; pug mill operator; Oiler, pump (over 3 inches); Drilling Machine Tender.

GROUP 6: Off-road material hauler with or without ejector.

IRON0008-002 06/01/2020

BROWN, CALUMET, DOOR, FOND DU LAC, KEWAUNEE, MANITOWOC, MARINETTE, OCONTO, OUTAGAMI, SHAWANO, SHEBOYGAN, AND WINNEBAGO COUNTIES:

	Rates	Fringes
IRONWORKER.....	\$ 37.31	27.62

Paid Holidays: New Year's Day, Memorial Day, July 4th, Labor Day, Thanksgiving Day & Christmas Day.

IRON0008-003 06/01/2020

KENOSHA, MILWAUKEE, OZAUKEE, RACINE, WALWORTH (N.E. 2/3), WASHINGTON, AND WAUKESHA COUNTIES

	Rates	Fringes
IRONWORKER.....	\$ 39.11	27.87

Paid Holidays: New Year's Day, Memorial Day, July 4th, Labor Day, Thanksgiving Day & Christmas Day.

IRON0383-001 06/01/2020

ADAMS, COLUMBIA, CRAWFORD, DANE, DODGE, FLORENCE, FOREST, GRANT, GREENE, (Excluding S.E. tip), GREEN LAKE, IOWA, JEFFERSON, JUNEAU, LA CROSSE, LAFAYETTE, LANGLADE, MARATHON, MARQUETTE, MENOMINEE, MONROE, PORTAGE, RICHLAND, ROCK (Northern area, vicinity of Edgerton and Milton), SAUK, VERNON, WAUPACA, WAUSHARA, AND WOOD COUNTIES

	Rates	Fringes
IRONWORKER.....	\$ 37.10	27.06

IRON0498-005 06/01/2019

GREEN (S.E. 1/3), ROCK (South of Edgerton and Milton), and
WALWORTH (S.W. 1/3) COUNTIES:

	Rates	Fringes
IRONWORKER.....	\$ 40.25	40.53

IRON0512-008 06/03/2019

BARRON, BUFFALO, CHIPPEWA, CLARK, DUNN, EAU CLAIRE, JACKSON,
PEPIN, PIERCE, POLK, RUSK, ST CROIX, TAYLOR, AND TREMPPEALEAU
COUNTIES

	Rates	Fringes
IRONWORKER.....	\$ 37.60	29.40

IRON0512-021 06/03/2019

ASHLAND, BAYFIELD, BURNETT, DOUGLAS, IRON, LINCOLN, ONEIDA,
PRICE, SAWYER, VILAS AND WASHBURN COUNTIES

	Rates	Fringes
IRONWORKER.....	\$ 33.19	29.40

LAB00113-002 06/01/2020

MILWAUKEE AND WAUKESHA COUNTIES

	Rates	Fringes
LABORER		
Group 1.....	\$ 30.05	22.26
Group 2.....	\$ 30.20	22.26
Group 3.....	\$ 30.40	22.26
Group 4.....	\$ 30.55	22.26
Group 5.....	\$ 30.70	22.26
Group 6.....	\$ 26.54	22.26

LABORERS CLASSIFICATIONS

GROUP 1: General Laborer; Tree Trimmer; Conduit Layer;
Demolition and Wrecking Laborer; Guard Rail, Fence, and
Bridge Builder; Landscaper; Multiplate Culvert Assembler;

Stone Handler; Bituminous Worker (Shoveler, Loader, and Utility Man); Batch Truck Dumper or Cement Handler; Bituminous Worker (Dumper, Ironer, Smoother, and Tamper); Concrete Handler

GROUP 2: Air Tool Operator; Joint Sawyer and Filler (Pavement); Vibrator or Tamper Operator (Mechanical Hand Operated); Chain Saw Operator; Demolition Burning Torch Laborer

GROUP 3: Bituminous Worker (Raker and Luteman); Formsetter (Curb, Sidewalk, and Pavement); Strike Off Man

GROUP 4: Line and Grade Specialist

GROUP 5: Blaster and Powderman

GROUP 6: Flagperson; traffic control person

LAB00113-003 06/01/2020

OZAUKEE AND WASHINGTON COUNTIES

	Rates	Fringes
LABORER		
Group 1.....	\$ 29.30	22.26
Group 2.....	\$ 29.40	22.26
Group 3.....	\$ 29.45	22.26
Group 4.....	\$ 29.65	22.26
Group 5.....	\$ 29.50	22.26
Group 6.....	\$ 26.39	22.26

LABORERS CLASSIFICATIONS

GROUP 1: General Laborer; Tree Trimmer; Conduit Layer; Demolition and Wrecking Laborer; Guard Rail, Fence, and Bridge Builder; Landscaper; Multiplate Culvert Assembler; Stone Handler; Bituminous Worker (Shoveler, Loader, and Utility Man); Batch Truck Dumper or Cement Handler; Bituminous Worker (Dumper, Ironer, Smoother, and Tamper); Concrete Handler

GROUP 2: Air Tool Operator; Joint Sawyer and Filler (Pavement); Vibrator or Tamper Operator (Mechanical Hand Operated);

GROUP 3: Bituminous Worker (Raker and Luteman); Formsetter (Curb, Sidewalk, and Pavement); Strike Off Man

GROUP 4: Line and Grade Specialist

GROUP 5: Blaster; powderman

GROUP 6: Flagperson and Traffic Control Person

LAB00113-011 06/01/2020

KENOSHA AND RACINE COUNTIES

	Rates	Fringes
LABORER		
Group 1.....	\$ 29.11	22.26
Group 2.....	\$ 29.26	22.26
Group 3.....	\$ 29.46	22.26
Group 4.....	\$ 29.43	22.26
Group 5.....	\$ 29.76	22.26
Group 6.....	\$ 26.25	22.26

LABORERS CLASSIFICATIONS:

GROUP 1: General laborer; Tree Trimmer; Conduit Layer; Demolition and Wrecking Laborer; Guard Rail, Fence, and Bridge Builder; Landscaper; Multiplate Culvert Assembler; Stone Handler; Bituminous Worker (Shoveler, Loader, and Utility Man); Batch Truck Dumper or Cement Handler; Bituminous worker (Dumper, Ironer, Smoother, and Tamper); Concrete Handler

GROUP 2: Air Tool Operator; Joint Sawyer and Filler (Pavement); Vibrator or Tamper Operator (Mechanical Hand Operated); Chain Saw Operator; Demolition Burning Torch Laborer

GROUP 3: Bituminous Worker (Raker and Luteman); Formsetter (Curb, Sidewalk, and Pavement); Strike Off Man

GROUP 4: Line and Grade Specialist

GROUP 5: Blaster and Powderman

GROUP 6: Flagman; traffic control person

LAB00140-002 06/01/2020

ADAMS, ASHLAND, BARRON, BAYFIELD, BROWN, BUFFALO, BURNETT,

CALUMET, CHIPPEWA, CLARK, COLUMBIA, CRAWFORD, DODGE, DOOR,
 DOUGLAS, DUNN, EAU CLAIRE, FLORENCE, FOND DU LAC, FOREST,
 GRANT, GREEN, GREEN LAKE, IRON, JACKSON, JUNEAU, IOWA,
 JEFFERSON, KEWAUNEE, LA CROSSE, LAFAYETTE, LANGLADE, LINCOLN,
 MANITOWOC, MARATHON, MARINETTE, MARQUETTE, MENOMINEE, MONROE,
 OCONTO, ONEIDA, OUTAGAMIE, PEPIN, PIERCE, POLK, PORTAGE, PRICE,
 RICHLAND, ROCK, RUSK, SAUK, SAWYER, SHAWANO, SHEBOYGAN, ST.
 CROIX, TAYLOR, TREMPEALEAU, VERNON, VILLAS, WALWORTH, WASHBURN,
 WAUPACA, WAUSHARA, WINNEBAGO, AND WOOD COUNTIES

	Rates	Fringes
LABORER		
Group 1.....	\$ 33.72	17.95
Group 2.....	\$ 33.82	17.95
Group 3.....	\$ 33.87	17.95
Group 4.....	\$ 34.07	17.95
Group 5.....	\$ 33.92	17.95
Group 6.....	\$ 30.35	17.95

LABORER CLASSIFICATIONS

GROUP 1: General Laborer; Tree Trimmer; Conduit Layer;
 Demolition and Wrecking Laborer; Guard Rail, Fence, and
 Bridge Builder; Landscaper; Multiplate Culvert Assembler;
 Stone Handler; Bituminous Worker (Shoveler, Loader, and
 Utility Man); Batch Truck Dumper or Cement Handler;
 Bituminous Worker (Dumper, Ironer, Smoother and Tamper);
 Concrete Handler

GROUP 2: Air Tool Operator; Joint Sawyer and Filler
 (Pavement); Vibrator or Tamper Operator (Mechanical Hand
 Operated); Chain Saw Operator, Demolition Burning Torch
 Laborer

GROUP 3: Bituminous Worker (Raker and Luteman); Formsetter
 (Curb, Sidewalk and Pavement); Strike Off Man

GROUP 4: Line and Grade Specialist

GROUP 5: Blaster; powderman

GROUP 6: Flagperson; Traffic Control

 LAB00464-003 06/01/2020

DANE COUNTY

	Rates	Fringes
LABORER		
Group 1.....	\$ 34.00	17.95
Group 2.....	\$ 34.10	17.95
Group 3.....	\$ 34.15	17.95
Group 4.....	\$ 34.35	17.95
Group 5.....	\$ 34.20	17.95
Group 6.....	\$ 30.35	17.95

LABORERS CLASSIFICATIONS:

GROUP 1: General Laborer; Tree Trimmer; Conduit Layer; Demolition and Wrecking Laborer; Guard Rail, Fence, and Bridge Builder; Landscaper; Multiplate Culvert Assembler; Stone Handler; Bituminous Worker (Shoveler, Loader, and Utility Man); Batch Truck Dumper or Cement Handler; Bituminous Worker (Dumper, Ironer, Smoother, and Tamper); Concrete Handler

GROUP 2: Air Tool Operator; Joint Sawyer and Filler (Pavement); Vibrator or Tamper Operator (Mechanical Hand Operated); Chain Saw Operator; Demolition Burning Torch Laborer

GROUP 3: Bituminous Worker (Raker and Luteman); Formsetter (Curb, Sidewalk, and Pavement); Strike Off Man

GROUP 4: Line and Grade Specialist

GROUP 5: Blaster; Powderman

GROUP 6: Flagperson and Traffic Control Person

PAIN0106-008 05/01/2017

ASHLAND, BAYFIELD, BURNETT, AND DOUGLAS COUNTIES

	Rates	Fringes
Painters:		
New:		
Brush, Roller.....	\$ 30.33	17.27
Spray, Sandblast, Steel....	\$ 30.93	17.27
Repaint:		
Brush, Roller.....	\$ 28.83	17.27
Spray, Sandblast, Steel....	\$ 29.43	17.27

PAIN0108-002 06/01/2019

RACINE COUNTY

	Rates	Fringes
Painters:		
Brush, Roller.....	\$ 36.08	20.36
Spray & Sandblast.....	\$ 37.08	20.36

PAIN0259-002 05/01/2008

BARRON, CHIPPEWA, DUNN, EAU CLAIRE, PEPIN, PIERCE, POLK, RUSK,
SAWYER, ST. CROIX, AND WASHBURN COUNTIES

	Rates	Fringes
PAINTER.....	\$ 24.11	12.15

PAIN0259-004 05/01/2015

BUFFALO, CRAWFORD, JACKSON, LA CROSSE, MONROE, TREMPLEAU, AND
VERNON COUNTIES

	Rates	Fringes
PAINTER.....	\$ 22.03	12.45

PAIN0781-002 06/01/2019

JEFFERSON, MILWAUKEE, OZAUKEE, WASHINGTON, AND WAUKESHA COUNTIES

	Rates	Fringes
Painters:		
Bridge.....	\$ 33.30	23.86
Brush.....	\$ 32.95	23.86
Spray & Sandblast.....	\$ 33.70	23.86

PAIN0802-002 06/01/2019

COLUMBIA, DANE, DODGE, GRANT, GREEN, IOWA, LAFAYETTE, RICHLAND,
ROCK, AND SAUK COUNTIES

	Rates	Fringes
PAINTER		
Brush.....	\$ 30.93	18.44

PREMIUM PAY:

Structural Steel, Spray, Bridges = \$1.00 additional per hour.

PAIN0802-003 06/01/2019

ADAMS, BROWN, CALUMET, CLARK, DOOR, FOND DU LAC, FOREST, GREEN LAKE, IRON, JUNEAU, KEWAUNEE, LANGLADE, LINCOLN, MANITOWOC, MARATHON, MARINETTE, MARQUETTE, MENOMINEE, OCONTO, ONEIDA, OUTAGAMIE, PORTAGE, PRICE, SHAWANO, SHEBOYGAN, TAYLOR, VILAS, WAUSHARA, WAUPACA, WINNEBAGO, AND WOOD COUNTIES

	Rates	Fringes
PAINTER.....	\$ 30.93	18.58

PAIN0934-001 06/01/2017

KENOSHA AND WALWORTH COUNTIES

	Rates	Fringes
Painters:		
Brush.....	\$ 33.74	18.95
Spray.....	\$ 34.74	18.95
Structural Steel.....	\$ 33.89	18.95

PAIN1011-002 06/02/2019

FLORENCE COUNTY

	Rates	Fringes
Painters:.....	\$ 25.76	13.33

PLAS0599-010 06/01/2017

	Rates	Fringes
CEMENT MASON/CONCRETE FINISHER		
Area 1.....	\$ 39.46	17.17
Area 2 (BAC).....	\$ 35.07	19.75
Area 3.....	\$ 35.61	19.40
Area 4.....	\$ 34.70	20.51
Area 5.....	\$ 36.27	18.73
Area 6.....	\$ 32.02	22.99

AREA DESCRIPTIONS

AREA 1: BAYFIELD, DOUGLAS, PRICE, SAWYER, AND WASHBURN COUNTIES

AREA 2: ADAMS, ASHLAND, BARRON, BROWN, BURNETT, CALUMET, CHIPPEWA, CLARK, COLUMBIA, DODGE, DOOR, DUNN, FLORENCE, FOND DU LAC, FOREST, GREEN LAKE, IRON, JEFFERSON, KEWAUNEE, LANGLADE, LINCOLN, MANITOWOC, MARATHON, MARINETTE, MARQUETTE, MENOMINEE, OCONTO, ONEIDA, OUTAGAMIE, POLK, PORTAGE, RUSK, ST CROIX, SAUK, SHAWANO, SHEBOYGAN, TAYLOR, VILAS, WALWORTH, WAUPACA, WAUSHARA, WINNEBAGO, AND WOOD COUNTIES

AREA 3: BUFFALO, CRAWFORD, EAU CLAIRE, JACKSON, JUNEAU, LA CROSSE MONROE, PEPIN, PIERCE, RICHLAND, TREMPPEALEAU, AND VERNON COUNTIES

AREA 4: MILWAUKEE, OZAUKEE, WASHINGTON, AND WAUKESHA COUNTIES

AREA 5: DANE, GRANT, GREEN, IOWA, LAFAYETTE, AND ROCK COUNTIES

AREA 6: KENOSHA AND RACINE COUNTIES

 TEAM0039-001 06/01/2020

	Rates	Fringes
TRUCK DRIVER		
1 & 2 Axles.....	\$ 31.07	22.94
3 or more Axles; Euclids, Dumptor & Articulated, Truck Mechanic.....	\$ 31.22	22.94

WELL DRILLER.....	\$ 16.52	3.70

WELDERS - Receive rate prescribed for craft performing operation to which welding is incidental.

=====

Note: Executive Order (EO) 13706, Establishing Paid Sick Leave for Federal Contractors applies to all contracts subject to the Davis-Bacon Act for which the contract is awarded (and any solicitation was issued) on or after January 1, 2017. If this contract is covered by the EO, the contractor must provide

employees with 1 hour of paid sick leave for every 30 hours they work, up to 56 hours of paid sick leave each year. Employees must be permitted to use paid sick leave for their own illness, injury or other health-related needs, including preventive care; to assist a family member (or person who is like family to the employee) who is ill, injured, or has other health-related needs, including preventive care; or for reasons resulting from, or to assist a family member (or person who is like family to the employee) who is a victim of, domestic violence, sexual assault, or stalking. Additional information on contractor requirements and worker protections under the EO is available at www.dol.gov/whd/govcontracts.

Unlisted classifications needed for work not included within the scope of the classifications listed may be added after award only as provided in the labor standards contract clauses (29CFR 5.5 (a) (1) (ii)).

The body of each wage determination lists the classification and wage rates that have been found to be prevailing for the cited type(s) of construction in the area covered by the wage determination. The classifications are listed in alphabetical order of ""identifiers"" that indicate whether the particular rate is a union rate (current union negotiated rate for local), a survey rate (weighted average rate) or a union average rate (weighted union average rate).

Union Rate Identifiers

A four letter classification abbreviation identifier enclosed in dotted lines beginning with characters other than ""SU"" or ""UAVG"" denotes that the union classification and rate were prevailing for that classification in the survey. Example: PLUM0198-005 07/01/2014. PLUM is an abbreviation identifier of the union which prevailed in the survey for this classification, which in this example would be Plumbers. 0198 indicates the local union number or district council number where applicable, i.e., Plumbers Local 0198. The next number, 005 in the example, is an internal number used in processing the wage determination. 07/01/2014 is the effective date of the most current negotiated rate, which in this example is July 1, 2014.

Union prevailing wage rates are updated to reflect all rate changes in the collective bargaining agreement (CBA) governing this classification and rate.

Survey Rate Identifiers

Classifications listed under the "SU" identifier indicate that no one rate prevailed for this classification in the survey and the published rate is derived by computing a weighted average rate based on all the rates reported in the survey for that classification. As this weighted average rate includes all rates reported in the survey, it may include both union and non-union rates. Example: SULA2012-007 5/13/2014. SU indicates the rates are survey rates based on a weighted average calculation of rates and are not majority rates. LA indicates the State of Louisiana. 2012 is the year of survey on which these classifications and rates are based. The next number, 007 in the example, is an internal number used in producing the wage determination. 5/13/2014 indicates the survey completion date for the classifications and rates under that identifier.

Survey wage rates are not updated and remain in effect until a new survey is conducted.

Union Average Rate Identifiers

Classification(s) listed under the UAVG identifier indicate that no single majority rate prevailed for those classifications; however, 100% of the data reported for the classifications was union data. EXAMPLE: UAVG-OH-0010 08/29/2014. UAVG indicates that the rate is a weighted union average rate. OH indicates the state. The next number, 0010 in the example, is an internal number used in producing the wage determination. 08/29/2014 indicates the survey completion date for the classifications and rates under that identifier.

A UAVG rate will be updated once a year, usually in January of each year, to reflect a weighted average of the current negotiated/CBA rate of the union locals from which the rate is based.

WAGE DETERMINATION APPEALS PROCESS

1.) Has there been an initial decision in the matter? This can be:

- * an existing published wage determination
- * a survey underlying a wage determination
- * a Wage and Hour Division letter setting forth a position on

- a wage determination matter
- * a conformance (additional classification and rate) ruling

On survey related matters, initial contact, including requests for summaries of surveys, should be with the Wage and Hour Regional Office for the area in which the survey was conducted because those Regional Offices have responsibility for the Davis-Bacon survey program. If the response from this initial contact is not satisfactory, then the process described in 2.) and 3.) should be followed.

With regard to any other matter not yet ripe for the formal process described here, initial contact should be with the Branch of Construction Wage Determinations. Write to:

Branch of Construction Wage Determinations
Wage and Hour Division
U.S. Department of Labor
200 Constitution Avenue, N.W.
Washington, DC 20210

2.) If the answer to the question in 1.) is yes, then an interested party (those affected by the action) can request review and reconsideration from the Wage and Hour Administrator (See 29 CFR Part 1.8 and 29 CFR Part 7). Write to:

Wage and Hour Administrator
U.S. Department of Labor
200 Constitution Avenue, N.W.
Washington, DC 20210

The request should be accompanied by a full statement of the interested party's position and by any information (wage payment data, project description, area practice material, etc.) that the requestor considers relevant to the issue.

3.) If the decision of the Administrator is not favorable, an interested party may appeal directly to the Administrative Review Board (formerly the Wage Appeals Board). Write to:

Administrative Review Board
U.S. Department of Labor
200 Constitution Avenue, N.W.
Washington, DC 20210

4.) All decisions by the Administrative Review Board are final.

=====

END OF GENERAL DECISION"

"General Decision Number: WI20200008 10/02/2020

Superseded General Decision Number: WI20190008

State: Wisconsin

Construction Types: Heavy (Sewer and Water Line and Tunnel)

Counties: Wisconsin Statewide.

TUNNEL, SEWER & WATER LINE CONSTRUCTION PROJECTS

Note: Under Executive Order (EO) 13658, an hourly minimum wage of \$10.80 for calendar year 2020 applies to all contracts subject to the Davis-Bacon Act for which the contract is awarded (and any solicitation was issued) on or after January 1, 2015. If this contract is covered by the EO, the contractor must pay all workers in any classification listed on this wage determination at least \$10.80 per hour (or the applicable wage rate listed on this wage determination, if it is higher) for all hours spent performing on the contract in calendar year 2020. If this contract is covered by the EO and a classification considered necessary for performance of work on the contract does not appear on this wage determination, the contractor must pay workers in that classification at least the wage rate determined through the conformance process set forth in 29 CFR 5.5(a)(1)(ii) (or the EO minimum wage rate, if it is higher than the conformed wage rate). The EO minimum wage rate will be adjusted annually. Please note that this EO applies to the above-mentioned types of contracts entered into by the federal government that are subject to the Davis-Bacon Act itself, but it does not apply to contracts subject only to the Davis-Bacon Related Acts, including those set forth at 29 CFR 5.1(a)(2)-(60). Additional information on contractor requirements and worker protections under the EO is available at www.dol.gov/whd/govcontracts.

Modification Number	Publication Date
0	01/03/2020
1	01/24/2020
2	02/28/2020
3	03/06/2020
4	06/05/2020
5	06/12/2020
6	06/19/2020
7	07/17/2020
8	07/24/2020
9	08/28/2020

10	09/11/2020
11	09/18/2020
12	10/02/2020

BRWI0001-002 06/03/2019

CRAWFORD, JACKSON, JUNEAU, LA CROSSE, MONROE, TREMPPEALEAU, AND VERNON COUNTIES

	Rates	Fringes
BRICKLAYER.....	\$ 33.80	24.28

BRWI0002-002 06/01/2019

ASHLAND, BAYFIELD, DOUGLAS, AND IRON COUNTIES

	Rates	Fringes
BRICKLAYER.....	\$ 39.94	23.30

BRWI0002-005 06/01/2019

ADAMS, ASHLAND, BARRON, BROWN, BURNETT, CALUMET, CHIPPEWA, CLARK, COLUMBIA, DODGE, DOOR, DUNN, FLORENCE, FOND DU LAC, FOREST, GREEN LAKE, IRON, JEFFERSON, KEWAUNEE, LANGLADE, LINCOLN, MANITOWOC, MARATHON, MARINETTE, MARQUETTE, MENOMINEE, OCONTO, ONEIDA, OUTAGAMIE, POLK, PORTAGE, RUSK, ST CROIX, SAUK, SHAWANO, SHEBOYGAN, TAYLOR, VILAS, WALWORTH, WAUPACA, WAUSHARA, WINNEBAGO, AND WOOD COUNTIES

	Rates	Fringes
CEMENT MASON/CONCRETE FINISHER...	\$ 35.51	23.37

BRWI0003-002 06/03/2019

BROWN, DOOR, FLORENCE, KEWAUNEE, MARINETTE, AND OCONTO COUNTIES

	Rates	Fringes
BRICKLAYER.....	\$ 34.18	23.90

BRWI0004-002 06/01/2019

KENOSHA, RACINE, AND WALWORTH COUNTIES

Rates	Fringes
-------	---------

BRICKLAYER.....\$ 38.43 25.10

BRWI0006-002 06/01/2019

ADAMS, CLARK, FOREST, LANGLADE, LINCOLN, MARATHON, MENOMINEE,
ONEIDA, PORTAGE, PRICE, TAYLOR, VILAS AND WOOD COUNTIES

Rates Fringes

BRICKLAYER.....\$ 35.06 23.02

BRWI0007-002 06/03/2019

GREEN, LAFAYETTE, AND ROCK COUNTIES

Rates Fringes

BRICKLAYER.....\$ 35.57 24.22

BRWI0008-002 06/01/2019

MILWAUKEE, OZAUKEE, WASHINGTON, AND WAUKESHA COUNTIES

Rates Fringes

BRICKLAYER.....\$ 38.93 24.22

BRWI0009-001 06/03/2019

GREEN LAKE, MARQUETTE, OUTAGAMIE, SHAWANO, WAUPACA, WASHARA,
AND WINNEBAGO COUNTIES

Rates Fringes

BRICKLAYER.....\$ 34.18 23.90

BRWI0011-002 06/03/2019

CALUMET, FOND DU LAC, MANITOWOC, AND SHEBOYGAN COUNTIES

Rates Fringes

BRICKLAYER.....\$ 34.18 23.90

BRWI0013-002 06/03/2019

DANE, GRANT, IOWA, AND RICHLAND COUNTIES

	Rates	Fringes
BRICKLAYER.....	\$ 35.56	24.23

 BRWI0019-002 06/03/2019

BARRON, BUFFALO, BURNETT, CHIPPEWA, DUNN, EAU CLAIRE, PEPIN,
 PIERCE, POLK, RUSK, ST. CROIX, SAWYER AND WASHBURN COUNTIES

	Rates	Fringes
BRICKLAYER.....	\$ 33.40	24.68

 BRWI0021-002 06/03/2019

DODGE AND JEFFERSON COUNTIES

	Rates	Fringes
BRICKLAYER.....	\$ 35.75	24.02

 BRWI0034-002 06/03/2019

COLUMBIA AND SAUK COUNTIES

	Rates	Fringes
BRICKLAYER.....	\$ 35.56	24.23

 CARP0087-001 05/01/2016

BURNETT (W. of Hwy 48), PIERCE (W. of Hwy 29), POLK (W. of Hwys
 35, 48 & 65), AND ST. CROIX (W. of Hwy 65) COUNTIES

	Rates	Fringes
Carpenter & Piledrivermen.....	\$ 36.85	18.39

 CARP0252-002 06/01/2016

ADAMS, BARRON, BAYFIELD (Eastern 2/3), BROWN, BUFFALO,
 BURNETT (E. of Hwy 48), CALUMET, CHIPPEWA, CLARK, COLUMBIA,
 CRAWFORD, DANE, DODGE, DOOR, DUNN, EAU CLAIRE, FLORENCE (except
 area bordering Michigan State Line), FOND DU LAC, FOREST,
 GRANT, GREEN, GREEN LAKE, IOWA, IRON, JACKSON, JEFFERSON,
 JUNEAU, KEWAUNEE, LA CROSSE, LAFAYETTE, LANGLADE, LINCOLN,
 MANITOWOC, MARATHON, MARINETTE (except N.E. corner), MARQUETTE,

MENOMINEE, MONROE, OCONTO, ONEIDA, OUTAGAMIE, PEPIN, PIERCE (E. of Hwys 29 & 65), POLK (E. of Hwys 35, 48 & 65), PORTAGE, PRICE, RICHLAND, ROCK, RUSK, SAUK, SAWYER, SHAWANO, SHEBOYGAN, ST CROIX (E. of Hwy 65), TAYLOR, TREMPLEAU, VERNON, VILAS, WALWORTH, WASHBURN, WAUPACA, WAUSHARA, WINNEBAGO, AND WOOD COUNTIES

	Rates	Fringes
CARPENTER		
CARPENTER.....	\$ 33.56	18.00
MILLWRIGHT.....	\$ 35.08	18.35
PILEDRIVER.....	\$ 34.12	18.00

 CARP0252-010 06/01/2016

ASHLAND COUNTY

	Rates	Fringes
Carpenters		
Carpenter.....	\$ 33.56	18.00
Millwright.....	\$ 35.08	18.35
Pile Driver.....	\$ 34.12	18.00

 CARP0264-003 06/01/2016

KENOSHA, MILWAUKEE, OZAUKEE, RACINE, WAUKESHA, AND WASHINGTON COUNTIES

	Rates	Fringes
CARPENTER.....	\$ 35.78	22.11

 CARP0361-004 05/01/2018

BAYFIELD (West of Hwy 63) AND DOUGLAS COUNTIES

	Rates	Fringes
CARPENTER.....	\$ 36.15	20.43

 CARP2337-001 06/01/2016

ZONE A: MILWAUKEE, OZAUKEE, WAUKESHA AND WASHINGTON

ZONE B: KENOSHA & RACINE

	Rates	Fringes
PILEDRIVERMAN		
Zone A.....	\$ 31.03	22.69
Zone B.....	\$ 31.03	22.69

 CARP2337-003 06/01/2019

	Rates	Fringes
MILLWRIGHT		
Zone A.....	\$ 33.58	21.53
Zone B.....	\$ 33.58	21.53

ZONE DEFINITIONS

ZONE A: MILWAUKEE, OZAUKEE, WAUKESHA AND WASHINGTON COUNTIES

ZONE B: KENOSHA & RACINE COUNTIES

 ELEC0014-002 06/14/2020

ASHLAND, BARRON, BAYFIELD, BUFFALO, BURNETT, CHIPPEWA, CLARK (except Maryville, Colby, Unity, Sherman, Fremont, Lynn & Sherwood), CRAWFORD, DUNN, EAU CLAIRE, GRANT, IRON, JACKSON, LA CROSSE, MONROE, PEPIN, PIERCE, POLK, PRICE, RICHLAND, RUSK, ST CROIX, SAWYER, TAYLOR, TREMPLEAU, VERNON, AND WASHBURN COUNTIES

	Rates	Fringes
Electricians:.....	\$ 35.98	20.98

 ELEC0127-002 06/01/2020

KENOSHA COUNTY

	Rates	Fringes
Electricians:.....	\$ 41.62	30%+12.70

 * ELEC0158-002 06/01/2020

BROWN, DOOR, KEWAUNEE, MANITOWOC (except Schleswig), MARINETTE(Wausaukee and area South thereof), OCONTO, MENOMINEE (East of a line 6 miles West of the West boundary of Oconto County), SHAWANO (Except Area North of Townships of Aniwa and

Hutchins) COUNTIES

	Rates	Fringes
ELECTRICIAN.....	\$ 34.77	29.75%+10.26

ELEC0159-003 08/02/2020		

COLUMBIA, DANE, DODGE (Area West of Hwy 26, except Chester and Emmet Townships), GREEN, LAKE (except Townships of Berlin, Seneca, and St. Marie), IOWA, MARQUETTE (except Townships of Neshkoka, Crystal Lake, Newton, and Springfield), and SAUK COUNTIES

	Rates	Fringes
ELECTRICIAN.....	\$ 41.86	22.67

ELEC0219-004 06/01/2019		

FLORENCE COUNTY (Townships of Aurora, Commonwealth, Fern, Florence and Homestead) AND MARINETTE COUNTY (Township of Niagara)

	Rates	Fringes
Electricians:		
Electrical contracts over		
\$180,000.....	\$ 33.94	21.80
Electrical contracts under		
\$180,000.....	\$ 31.75	21.73

* ELEC0242-005 05/31/2020		

DOUGLAS COUNTY

	Rates	Fringes
Electricians:.....	\$ 39.77	28.11

ELEC0388-002 06/01/2020		

ADAMS, CLARK (Colby, Freemont, Lynn, Mayville, Sherman, Sherwood, Unity), FOREST, JUNEAU, LANGLADE, LINCOLN, MARATHON, MARINETTE (Beecher, Dunbar, Goodman & Pembine), MENOMINEE (Area West of a line 6 miles West of the West boundary of Oconto County), ONEIDA, PORTAGE, SHAWANO (Aniwa and Hutchins), VILAS

AND WOOD COUNTIES

	Rates	Fringes
Electricians:.....	\$ 34.85	26%+11.20

ELEC0430-002 06/01/2020		

RACINE COUNTY (Except Burlington Township)

	Rates	Fringes
Electricians:.....	\$ 41.86	22.66

ELEC0494-005 06/01/2020		

MILWAUKEE, OZAUKEE, WASHINGTON, AND WAUKESHA COUNTIES

	Rates	Fringes
Electricians:.....	\$ 42.84	25.54

ELEC0494-006 06/01/2020		

CALUMET (Township of New Holstein), DODGE (East of Hwy 26 including Chester Township), FOND DU LAC, MANITOWOC (Schleswig), and SHEBOYGAN COUNTIES

	Rates	Fringes
Electricians:.....	\$ 36.32	22.51

ELEC0577-003 06/01/2019		

CALUMET (except Township of New Holstein), GREEN LAKE (N. part including Townships of Berlin, St Marie, and Seneca), MARQUETTE (N. part including Townships of Crystal Lake, Neshkoro, Newton, and Springfield), OUTAGAMIE, WAUPACA, WAUSHARA, AND WINNEBAGO COUNTIES

	Rates	Fringes
Electricians:.....	\$ 33.15	28.50%+10.00

ELEC0890-003 06/01/2020		

DODGE (Emmet Township only), GREEN, JEFFERSON, LAFAYETTE,

RACINE (Burlington Township), ROCK AND WALWORTH COUNTIES

	Rates	Fringes
Electricians:.....	\$ 37.41	25.95%+11.11

ENGI0139-003 06/01/2020		

REMAINING COUNTIES

	Rates	Fringes
Power Equipment Operator		
Group 1.....	\$ 42.92	23.15
Group 2.....	\$ 41.67	23.15
Group 3.....	\$ 39.97	23.15
Group 4.....	\$ 39.44	23.15
Group 5.....	\$ 37.37	23.15
Group 6.....	\$ 35.84	23.15

HAZARDOUS WASTE PREMIUMS:

- EPA Level "A" Protection: \$3.00 per hour
- EPA Level "B" Protection: \$2.00 per hour
- EPA Level "C" Protection: \$1.00 per hour

POWER EQUIPMENT OPERATORS CLASSIFICATIONS

GROUP 1: Cranes, Tower Cranes and Derricks with or without attachments with a lifting capacity of over 100 tons; Cranes, Tower Cranes, and Derricks with boom, leads and/or jib lengths 176 ft or longer.

GROUP 2: Backhoes (Excavators) weighing 130,00 lbs and over; Cranes, Tower Cranes and Derricks with or without attachments with a lifting capacity of 100 tons or less; Cranes, Tower Cranes, and Derricks with boom, leads, and/or jib lengths 175 ft or less; Caisson Rigs; Pile Driver

GROUP 3: Backhoes (Excavators) weighing under 130,000 lbs; Travelling Crane (bridge type); Milling Machine; Concrete Paver over 27 E; Concrete Spreader and Distributor; Concrete Laser Screed; Concrete Grinder and Planing Machine; Slipform Curb and Gutter Machine; Boring Machine (Directional); Dredge Operator; Skid Rigs; over 46 meter Concrete Pump.

GROUP 4: Hydraulic Backhoe (tractor or truck mounted); Hydraulic Crane, 10 tons or less; Tractor, Bulldozer, or End Loader (over 40 hp); Motor Patrol; Scraper Operator;

Bituminous Plant and Paver Operator; Screed-Milling Machine; Roller over 5 tons; Concrete pumps 46 meter and under; Grout Pumps; Rotec type machine; Hydro Blaster, 10,000 psi and over; Rotary Drill Operator; Percussion Drilling Machine; Air Track Drill with or without integral hammer; Blaster; Boring Machine (vertical or horizontal); Side Boom; Trencher, wheel type or chain type having 8 inch or larger bucket; Rail Leveling Machine (Railroad); Tie Placer; Tie Extractor; Tie Tamper; Stone Leveler; Straddle Carrier; Material Hoists; Stack Hoist; Man Hoists; Mechanic and Welder; Off Road Material Haulers.

GROUP 5: Tractor, Bulldozer, or Endloader (under 40 hp); Tampers -Compactors, riding type; Stump Chipper, large; Roller, Rubber Tire; Backfiller; Trencher, chain type (bucket under 8 inch); Concrete Auto Breaker, large; Concrete Finishing Machine (road type); Concrete Batch Hopper; Concrete Conveyor Systems; Concrete Mixers, 14S or over; Pumps, Screw Type and Gypsum); Hydrohammers, small; Brooms and Sweepers; Lift Slab Machine; Roller under 5 tons; Industrial Locomotives; Fireman (Pile Drivers and Derricks); Pumps (well points); Hoists, automatic; A-Frames and Winch Trucks; Hoists (tuggers); Boats (Tug, Safety, Work Barges and Launches); Assistant Engineer

GROUP 6: Shouldering Machine Operator; Farm or Industrial Tractor mounted equipment; Post Hole Digger; Auger (vertical and horizontal); Skid Steer Loader with or without attachments; Robotic Tool Carrier with or without attachments; Power Pack Vibratory/Ultra Sound Driver and Extractor; Fireman (Asphalt Plants); Screed Operator; Stone Crushers and Screening Plants; Air, Electric, Hydraulic Jacks (Slip Form); Prestress Machines; Air Compressor, 400 CFM or over; Refrigeration Plant/Freeze Machine; Boiler Operators (temporary heat); Forklifts; Welding Machines; Generators; Pumps over 3"; Heaters, Mechanical; Combination small equipment operator; Winches, small electric; Oiler; Greaser; Rotary Drill Tender; Conveyor; Elevator Operator

 ENGI0139-007 06/01/2020

DODGE, FOND DU LAC, JEFFERSON, KENOSHA, MILWAUKEE, OZAUKEE, RACINE, SHEBOYGAN, WALWORTH, WASHINGTON, AND WAUKESHA COUNTIES

	Rates	Fringes
Power Equipment Operator		
Group 1.....	\$ 41.64	23.25

Group 2.....	\$ 40.86	23.25
Group 3.....	\$ 39.91	23.25
Group 4.....	\$ 38.86	23.25
Group 5.....	\$ 37.46	23.25

HAZARDOUS WASTE PREMIUMS:

EPA Level ""A"" Protection: \$3.00 per hour
 EPA Level ""B"" Protection: \$2.00 per hour
 EPA Level ""C"" Protection: \$1.00 per hour

POWER EQUIPMENT OPERATORS CLASSIFICATIONS

GROUP 1: Cranes, Tower Cranes, and Derricks with or without attachments, with a lifting capacity of over 100 tons; or Cranes, Tower Cranes, and Derricks with boom, leads, and/or jib lengths measuring 176 feet or longer; Backhoes (Excavators) 130,000 lbs and over; Caisson Rigs and Pile Drivers

GROUP 2: Cranes, Tower Cranes and Derricks with or without attachments with a lifting capacity of 100 tons or under; or Cranes, Tower Cranes, and Derricks with boom, lead, and/or jib lengths measuring 175 feet or under; Backhoes (Excavators) under 130,000 lbs; Skid Rigs; Dredge Operator: Traveling Crane (Bridge type); Concrete Paver over 27 E; Concrete Spreader and Distributor; Concrete Pumps and Boring Machines (directional)

GROUP 3: Material Hoists; Stack Hoists; Tractor or Truck mounted Hydraulic Backhoe; Tractor or Truck Mounted Hydraulic Crane, 5 tons or under; Manhoist; Tractor over 40 hp; Bulldozer over 40 hp; Endloader over 40 hp; Forklift, 25 ft and over; Motor Patrol; Scraper Operator; Sideboom; Straddle Carrier; Mechanic and Welder; Bituminous Plant and Paver Operator; Roller over 5 tons; Percussion Drill Operator; Rotary Drill Operator; Blaster; Air Track Drill; Trencher (wheel type or chain type having over 8 inch bucket); Elevator; Milling Machine and Boring Machine (horizontal or vertical); Backhoe Mounted Compactor

GROUP 4: Backfiller; Concrete Auto Breaker (large); Concrete Finishing Machine (road type); Roller, Rubber Tire; Concrete Batch Hopper; Concrete Conveyor System; Concrete Mixers (14S or over); Screw type Pumps and Gypsum Pumps; Grout Pumps; Tractor, Bulldozer, End Loader, under 40 hp; Pumps (well points); Trencher (chain type 8 inch or smaller bucket); Industrial Locomotives; Roller under 5 tons; Fireman (Piledrivers and Derricks); Robotic Tool Carrier with or without attachments.

GROUP 5: Hoists (Automatic); Forklift, 12 ft to 25 ft; Tamper-Compactors, riding type; A-Frame and Winch Trucks; Concrete Auto Breaker; Hydrohammer, small; Brooms and Sweepers; Hoist (Tuggers); Stump Chipper, large; Boats (Tug, Safety, Work Barges and Launch); Shouldering Machine Operator; Screed Operator; Farm or Industrial Tractor; Post Hole Digger; Stone Crushers and Screening Plants; Firemen (Asphalt Plants); Air Compressor (400 CFM or over); Augers (vertical and horizontal); Generators, 150 KW and over; Air, Electric Hydraulic Jacks (Slipform); Prestress Machines; Skid Steer Loader with or without attachments; Boiler operators (temporary heat); Forklift, 12 ft and under; Screed Operator Milling Machine; Refrigeration Plant/Freeze Machine; Power Pack Vibratory/Ultra Sound Driver and Extractor; Generators under 150 KW; Combination small equipment operator; Compressors under 400 CFM; Welding Machines; Heaters, Mechanical; Pumps; Winches, Small Electric; Oiler and Greaser; Conveyor; High pressure utility locating machine (daylighting machine).

 IRON0008-002 06/01/2020

BROWN, CALUMET, DOOR, FOND DU LAC, KEWAUNEE, MANITOWOC, MARINETTE, OCONTO, OUTAGAMI, SHAWANO, SHEBOYGAN, AND WINNEBAGO COUNTIES:

	Rates	Fringes
IRONWORKER.....	\$ 37.31	27.62

Paid Holidays: New Year's Day, Memorial Day, July 4th, Labor Day, Thanksgiving Day & Christmas Day.

 IRON0008-003 06/01/2020

KENOSHA, MILWAUKEE, OZAUKEE, RACINE, WALWORTH (N.E. 2/3), WASHINGTON, AND WAUKESHA COUNTIES

	Rates	Fringes
IRONWORKER.....	\$ 39.11	27.87

Paid Holidays: New Year's Day, Memorial Day, July 4th, Labor Day, Thanksgiving Day & Christmas Day.

IRON0383-001 06/01/2020

ADAMS, COLUMBIA, CRAWFORD, DANE, DODGE, FLORENCE, FOREST, GRANT, GREENE, (Excluding S.E. tip), GREEN LAKE, IOWA, JEFFERSON, JUNEAU, LA CROSSE, LAFAYETTE, LANGLADE, MARATHON, MARQUETTE, MENOMINEE, MONROE, PORTAGE, RICHLAND, ROCK (Northern area, vicinity of Edgerton and Milton), SAUK, VERNON, WAUPACA, WAUSHARA, AND WOOD COUNTIES

	Rates	Fringes
IRONWORKER.....	\$ 37.10	27.06

IRON0498-005 06/01/2019

GREEN (S.E. 1/3), ROCK (South of Edgerton and Milton), and WALWORTH (S.W. 1/3) COUNTIES:

	Rates	Fringes
IRONWORKER.....	\$ 40.25	40.53

IRON0512-008 06/03/2019

BARRON, BUFFALO, CHIPPEWA, CLARK, DUNN, EAU CLAIRE, JACKSON, PEPIN, PIERCE, POLK, RUSK, ST CROIX, TAYLOR, AND TREMPPEALEAU COUNTIES

	Rates	Fringes
IRONWORKER.....	\$ 37.60	29.40

IRON0512-021 06/03/2019

ASHLAND, BAYFIELD, BURNETT, DOUGLAS, IRON, LINCOLN, ONEIDA, PRICE, SAWYER, VILAS AND WASHBURN COUNTIES

	Rates	Fringes
IRONWORKER.....	\$ 33.19	29.40

LAB00113-004 06/01/2020

MILWAUKEE, OZAUKEE, WASHINGTON, AND WAUKESHA COUNTIES

Rates	Fringes
-------	---------

Laborers: (Open Cut)		
Group 1.....	\$ 16.38	21.08
Group 2.....	\$ 18.65	21.08
Group 3.....	\$ 22.19	21.08
Group 4.....	\$ 31.56	21.08
Group 5.....	\$ 31.70	21.08
Group 6.....	\$ 31.76	21.08
Group 7.....	\$ 34.77	21.08
Group 8.....	\$ 37.59	21.08
Group 9.....	\$ 38.23	21.08

LABORERS CLASSIFICATIONS [OPEN CUT]

GROUP 1: Yard Laborer

GROUP 2: Landscaper

GROUP 3: Flag Person

GROUP 4: Paving Laborer

GROUP 5: General Laborer on Surface; Top Man

GROUP 6: Mud Mixer

GROUP 7: Mucker; Form Stripper; Bottom Digger and Misc;
Bottom Man and Welder on Surface

GROUP 8: Concrete Manhole Builder; Caisson Worker; Miner;
Pipe Layer; Rock Driller and Joint Man; Timber Man and
Concrete Brusher; Bracer in Trench Behind Machine & Tight
Sheeting; Concrete Formsetter and Shoveler; Jackhammer
Operator

GROUP 9: Blaster

LAB00113-005 06/01/2020

SEWER, TUNNEL & UNDERGROUND

KENOSHA AND RACINE COUNTIES

	Rates	Fringes
Laborers:		
Group 1.....	\$ 23.05	21.08
Group 2.....	\$ 28.98	21.08
Group 3.....	\$ 32.34	21.08

Group 4.....\$ 34.11 21.08

TUNNEL WORK UNDER COMPRESSED AIR: 0-15 lbs add \$1.00, 15-30 lbs add \$2.00, over 30 lbs add \$3.00

LABORERS CLASSIFICATIONS

GROUP 1: Flagperson

GROUP 2: Top Man, General Laborer, Wellpoint Installation, Wire Mesh and Reinforcement, Concrete Worker, Form Stripper, Strike-off Work

GROUP 3: Machine and Equipment Operator, Sheeting, Form Setting, Patch Finisher, Bottom Man, Joint Sawyer, Gunnite Man, Manhole Builder, Welder-Torchman, Blaster, Caulker, Bracer, Bull Float, Conduit Worker, Mucker and Car Pusher, Raker and Luteman, Hydraulic Jacking of Shields, Shield Drivers, Mining Machine, Lock Tenders, Mucking Machine Operator, Motor Men & Gauge Tenders and operation of incidental Mechanical Equipment and all Power Driven Tools

GROUP 4: Pipelayer, Miner and Laser Operator

LAB00113-008 06/01/2020

MILWAUKEE, OZAUKEE, WASHINGTON & WAUKESHA COUNTIES

	Rates	Fringes
Laborers: (Tunnel-Free Air)		
Group 1.....	\$ 22.19	21.08
Group 2.....	\$ 31.70	21.08
Group 3.....	\$ 31.76	21.08
Group 4.....	\$ 34.77	21.08
Group 5.....	\$ 34.91	21.08
Group 6.....	\$ 37.59	21.08
Group 7.....	\$ 38.23	21.08

LABORERS CLASSIFICATIONS [TUNNEL - FREE AIR]:

GROUP 1: Flagperson

GROUP 2: General Laborer on surface; Tower Man

GROUP 3: Saw Man; Top Man

GROUP 4: Form Stripper; Car Pusher

GROUP 5: Mucker; Dinkey; Welder (rate on surface)

GROUP 6: Concrete Manhole Builder; Mucking Machine; Miner; Mining Machine; Welder; Rock Driller; Concrete Buster; Jack Hammer Operator; Caisson Worker; Pipelayer and Joint Man; Bracerman

GROUP 7: Blaster

* LABO0113-009 06/01/2020

MILWAUKEE, OZAUKEE, WASHINGTON & WAUKESHA COUNTIES

	Rates	Fringes
Laborers: (Tunnel -		
*COMPRESSED AIR 0 - 15 lbs.)		
Group 1.....	\$ 22.19	21.08
Group 2.....	\$ 31.70	21.08
Group 3.....	\$ 35.31	21.08
Group 4.....	\$ 36.11	21.08
Group 5.....	\$ 36.23	21.08
Group 6.....	\$ 38.93	21.08
Group 7.....	\$ 39.55	21.08

LABORERS CLASSIFICATIONS [TUNNEL - COMPRESSED AIR]:

- *Compressed Air 15 - 30 lbs add \$2.00 to all classifications
- *Compressed Air over 30 lbs add \$3.00 to all classifications

GROUP 1: Flagperson

GROUP 2: General Laborer on surface

GROUP 3: Lock Tender on surface

GROUP 4: Form Stripper; Car Pusher

GROUP 5: Mucker; Dinkey

GROUP 6: Mucking Machine; Miner; Mining Machine; Welder & Rock Driller; Lock Tender in tunnel; Concrete Buster; Jack Hammer Operator; Caisson Worker; Pipelayer and Joint Man; Bracerman; Nozzle Man on Gunite; Timber Man; Concrete Brusher

GROUP 7: Blaster

NOTE: Hazardous & Toxic Waste Removal: add \$0.15 per hour.

LAB00140-005 06/01/2020

ADAMS, ASHLAND, BARRON, BROWN, BUFFALO, CALUMET, CHIPPEWA,
CLARK, COLUMBIA, CRAWFORD, DODGE, DOOR, DUNN, EAU CLAIRE,
FLORENCE, FOND DU LAC, FOREST, GRANT, GREEN, GREEN LAKE, IOWA,
JACKSON, JEFFERSON, JUNEAU, LACROSSE, LAFAYETTE, LANGLADE,
LINCOLN, MANITOWOC, MARATHON, MARINETTE, MARQUETTE, MENOMINEE,
MONROE, OCONTO, ONEIDA, OUTAGAMIE, PEPIN, PIERCE, POLK,
PORTAGE, PRICE, RICHLAND, ROCK, RUSK, ST CROIX, SAUK, SAWYER,
SHAWANO, SHEBOYGAN, TAYLOR, TREMMPEALEAU, VERNON, VILAS,
WALWORTH, WASHBURN, WAUPACA, WAUSHARA, WINNEBAGO, AND WOOD
COUNTIES

	Rates	Fringes
LABORER (SEWER & WATER)		
Group 1.....	\$ 29.33	17.88
Group 2.....	\$ 31.18	17.88
Group 3.....	\$ 31.48	17.88
Group 4.....	\$ 32.13	17.88

FOR ALL TUNNEL WORK UNDER COMPRESSED AIR: 0-15 lbs add \$1.00,
15-30 lbs add \$2.00, over 30 lbs add \$3.00

LABORER CLASSIFICATIONS:

GROUP 1: Flagperson

GROUP 2: General Laborer, Wellpoint Installation; Form
Stripper; Strike Off worker

GROUP 3: Sheeting Formsetting; Patch Finisher; Bottom Man;
Joint Sawyer; Gunnite Man; Manhole Builder; Welder;
Torchman; Blaster; Caulker Bracer; Bull Float; Mucker and
Car Pusher; Raker and Luteman; Hydraulic jacking of
shields, Shield Drivers; Mining Machine; Lock Tenders;
Mucking Machine Operators; Motor Men and Gauge Tenders;
Power Tool Operators

GROUP 4: Pipelayer, Miner, and Laser Operator

LAB00464-002 06/01/2020

DANE AND DOUGLAS COUNTIES

	Rates	Fringes
LABORER		
Group 1.....	\$ 29.23	17.88
Group 2.....	\$ 31.43	17.88
Group 3.....	\$ 31.63	17.88
Group 4.....	\$ 32.38	17.88

FOR ALL TUNNEL WORK UNDER COMPRESSED AIR: 0 - 15 lbs add \$1.00, 15- 30 lbs add \$2.00, over 30 lbs add \$3.00

LABORERS CLASSIFICATIONS:

GROUP 1: Flagperson

GROUP 2: General Laborer; Wellpoint Installation; Concrete Worker; Form Stripper; Strike Off worker

GROUP 3: Sheeting Formsetting; Patch Finisher; Bottom Man; Joint Sawyer; Gunnite Man; Manhole Builder; Welder; Torchman; Blaster; Caulker Bracer; Bull Float; Mucker and Car Pusher; Raker and Luteman; Hydraulic jacking of shields, Shield Drivers; Mining Machine; Lock Tenders; Mucking Machine Operators; Motor Men and Gauge Tenders; Power Tool Operators

GROUP 4: Pipelayer, Miner, and Laser Operator

LAB01091-010 06/01/2020

BAYFIELD, BURNETT, IRON, SAWYER, AND WASHBURN COUNTIES

	Rates	Fringes
Laborers: (SEWER & WATER)		
Group 1.....	\$ 29.02	17.88
Group 2.....	\$ 31.08	17.88
Group 3.....	\$ 31.28	17.88
Group 4.....	\$ 32.03	17.88

FOR ALL TUNNEL WORK UNDER COMPRESSED AIR:
0 - 15 lbs add \$1.00, 15-30 lbs add \$2.00, over 30 lbs add \$3.00

LABORERS CLASSIFICATIONS:

GROUP 1: Flagperson

GROUP 2: Laborers, Wellpoint Installation; Form Stripper; Strike Off worker

GROUP 3: Sheeting Formsetting; Patch Finisher; Bottom Man; Joint Sawyer; Gunnite Man; Manhole Builder; Welder; Torchman; Blaster; Caulker Bracer; Bull Float; Mucker and Car Pusher; Raker and Luteman; Hydraulic jacking of shields, Shield Drivers; Mining Machine; Lock Tenders; Mucking Machine Operators; Motor Men and Gauge Tenders; Power Tool Operators

GROUP 4: Pipelayer, Miner, and Laser Operator

PLAS0599-010 06/01/2017

	Rates	Fringes
CEMENT MASON/CONCRETE FINISHER		
Area 1.....	\$ 39.46	17.17
Area 2 (BAC).....	\$ 35.07	19.75
Area 3.....	\$ 35.61	19.40
Area 4.....	\$ 34.70	20.51
Area 5.....	\$ 36.27	18.73
Area 6.....	\$ 32.02	22.99

AREA DESCRIPTIONS

AREA 1: BAYFIELD, DOUGLAS, PRICE, SAWYER, AND WASHBURN COUNTIES

AREA 2: ADAMS, ASHLAND, BARRON, BROWN, BURNETT, CALUMET, CHIPPEWA, CLARK, COLUMBIA, DODGE, DOOR, DUNN, FLORENCE, FOND DU LAC, FOREST, GREEN LAKE, IRON, JEFFERSON, KEWAUNEE, LANGLADE, LINCOLN, MANITOWOC, MARATHON, MARINETTE, MARQUETTE, MENOMINEE, OCONTO, ONEIDA, OUTAGAMIE, POLK, PORTAGE, RUSK, ST CROIX, SAUK, SHAWANO, SHEBOYGAN, TAYLOR, VILAS, WALWORTH, WAUPACA, WAUSHARA, WINNEBAGO, AND WOOD COUNTIES

AREA 3: BUFFALO, CRAWFORD, EAU CLAIRE, JACKSON, JUNEAU, LA CROSSE MONROE, PEPIN, PIERCE, RICHLAND, TREMPPEALEAU, AND VERNON COUNTIES

AREA 4: MILWAUKEE, OZAUKEE, WASHINGTON, AND WAUKESHA COUNTIES

AREA 5: DANE, GRANT, GREEN, IOWA, LAFAYETTE, AND ROCK

COUNTIES

AREA 6: KENOSHA AND RACINE COUNTIES

TEAM0039-001 06/01/2020

	Rates	Fringes
TRUCK DRIVER		
1 & 2 Axles.....	\$ 31.07	22.94
3 or more Axles; Euclids, Dumptor & Articulated, Truck Mechanic.....	\$ 31.22	22.94

WELL DRILLER.....	\$ 16.52	3.70

WELDERS - Receive rate prescribed for craft performing operation to which welding is incidental.

=====

Note: Executive Order (EO) 13706, Establishing Paid Sick Leave for Federal Contractors applies to all contracts subject to the Davis-Bacon Act for which the contract is awarded (and any solicitation was issued) on or after January 1, 2017. If this contract is covered by the EO, the contractor must provide employees with 1 hour of paid sick leave for every 30 hours they work, up to 56 hours of paid sick leave each year. Employees must be permitted to use paid sick leave for their own illness, injury or other health-related needs, including preventive care; to assist a family member (or person who is like family to the employee) who is ill, injured, or has other health-related needs, including preventive care; or for reasons resulting from, or to assist a family member (or person who is like family to the employee) who is a victim of, domestic violence, sexual assault, or stalking. Additional information on contractor requirements and worker protections under the EO is available at www.dol.gov/whd/govcontracts.

Unlisted classifications needed for work not included within the scope of the classifications listed may be added after award only as provided in the labor standards contract clauses (29CFR 5.5 (a) (1) (ii)).

The body of each wage determination lists the classification and wage rates that have been found to be prevailing for the cited type(s) of construction in the area covered by the wage determination. The classifications are listed in alphabetical order of ""identifiers"" that indicate whether the particular rate is a union rate (current union negotiated rate for local), a survey rate (weighted average rate) or a union average rate (weighted union average rate).

Union Rate Identifiers

A four letter classification abbreviation identifier enclosed in dotted lines beginning with characters other than ""SU"" or ""UAVG"" denotes that the union classification and rate were prevailing for that classification in the survey. Example: PLUM0198-005 07/01/2014. PLUM is an abbreviation identifier of the union which prevailed in the survey for this classification, which in this example would be Plumbers. 0198 indicates the local union number or district council number where applicable, i.e., Plumbers Local 0198. The next number, 005 in the example, is an internal number used in processing the wage determination. 07/01/2014 is the effective date of the most current negotiated rate, which in this example is July 1, 2014.

Union prevailing wage rates are updated to reflect all rate changes in the collective bargaining agreement (CBA) governing this classification and rate.

Survey Rate Identifiers

Classifications listed under the ""SU"" identifier indicate that no one rate prevailed for this classification in the survey and the published rate is derived by computing a weighted average rate based on all the rates reported in the survey for that classification. As this weighted average rate includes all rates reported in the survey, it may include both union and non-union rates. Example: SULA2012-007 5/13/2014. SU indicates the rates are survey rates based on a weighted average calculation of rates and are not majority rates. LA indicates the State of Louisiana. 2012 is the year of survey on which these classifications and rates are based. The next number, 007 in the example, is an internal number used in producing the wage determination. 5/13/2014 indicates the survey completion date for the classifications and rates under that identifier.

Survey wage rates are not updated and remain in effect until a new survey is conducted.

Union Average Rate Identifiers

Classification(s) listed under the UAVG identifier indicate that no single majority rate prevailed for those classifications; however, 100% of the data reported for the classifications was union data. EXAMPLE: UAVG-OH-0010 08/29/2014. UAVG indicates that the rate is a weighted union average rate. OH indicates the state. The next number, 0010 in the example, is an internal number used in producing the wage determination. 08/29/2014 indicates the survey completion date for the classifications and rates under that identifier.

A UAVG rate will be updated once a year, usually in January of each year, to reflect a weighted average of the current negotiated/CBA rate of the union locals from which the rate is based.

WAGE DETERMINATION APPEALS PROCESS

1.) Has there been an initial decision in the matter? This can be:

- * an existing published wage determination
- * a survey underlying a wage determination
- * a Wage and Hour Division letter setting forth a position on a wage determination matter
- * a conformance (additional classification and rate) ruling

On survey related matters, initial contact, including requests for summaries of surveys, should be with the Wage and Hour Regional Office for the area in which the survey was conducted because those Regional Offices have responsibility for the Davis-Bacon survey program. If the response from this initial contact is not satisfactory, then the process described in 2.) and 3.) should be followed.

With regard to any other matter not yet ripe for the formal process described here, initial contact should be with the Branch of Construction Wage Determinations. Write to:

Branch of Construction Wage Determinations
Wage and Hour Division
U.S. Department of Labor
200 Constitution Avenue, N.W.
Washington, DC 20210

2.) If the answer to the question in 1.) is yes, then an

interested party (those affected by the action) can request review and reconsideration from the Wage and Hour Administrator (See 29 CFR Part 1.8 and 29 CFR Part 7). Write to:

Wage and Hour Administrator
U.S. Department of Labor
200 Constitution Avenue, N.W.
Washington, DC 20210

The request should be accompanied by a full statement of the interested party's position and by any information (wage payment data, project description, area practice material, etc.) that the requestor considers relevant to the issue.

3.) If the decision of the Administrator is not favorable, an interested party may appeal directly to the Administrative Review Board (formerly the Wage Appeals Board). Write to:

Administrative Review Board
U.S. Department of Labor
200 Constitution Avenue, N.W.
Washington, DC 20210

4.) All decisions by the Administrative Review Board are final.

=====

END OF GENERAL DECISION"

"General Decision Number: WI20200015 10/02/2020

Superseded General Decision Number: WI20190015

State: Wisconsin

Construction Type: Heavy

Counties: Wisconsin Statewide.

HEAVY CONSTRUCTION PROJECTS (Excluding Tunnel, Sewer, and Water Lines).

Note: Under Executive Order (EO) 13658, an hourly minimum wage of \$10.80 for calendar year 2020 applies to all contracts subject to the Davis-Bacon Act for which the contract is awarded (and any solicitation was issued) on or after January 1, 2015. If this contract is covered by the EO, the contractor must pay all workers in any classification listed on this wage determination at least \$10.80 per hour (or the applicable wage rate listed on this wage determination, if it is higher) for all hours spent performing on the contract in calendar year 2020. If this contract is covered by the EO and a classification considered necessary for performance of work on the contract does not appear on this wage determination, the contractor must pay workers in that classification at least the wage rate determined through the conformance process set forth in 29 CFR 5.5(a)(1)(ii) (or the EO minimum wage rate, if it is higher than the conformed wage rate). The EO minimum wage rate will be adjusted annually. Please note that this EO applies to the above-mentioned types of contracts entered into by the federal government that are subject to the Davis-Bacon Act itself, but it does not apply to contracts subject only to the Davis-Bacon Related Acts, including those set forth at 29 CFR 5.1(a)(2)-(60). Additional information on contractor requirements and worker protections under the EO is available at www.dol.gov/whd/govcontracts.

Modification Number	Publication Date
0	01/03/2020
1	01/24/2020
2	02/28/2020
3	03/06/2020
4	06/05/2020
5	06/12/2020
6	06/19/2020
7	07/03/2020
8	07/17/2020
9	07/24/2020

10	08/28/2020
11	09/11/2020
12	09/18/2020
13	10/02/2020

BOIL0107-001 01/01/2017

	Rates	Fringes
BOILERMAKER		
Boilermaker.....	\$ 35.65	29.89
Small Boiler Repair (under 25,000 lbs/hr).....	\$ 26.91	16.00

BRWI0001-002 06/03/2019

CRAWFORD, JACKSON, JUNEAU, LA CROSSE, MONROE, TREMPLEAU, AND
VERNON COUNTIES

	Rates	Fringes
BRICKLAYER.....	\$ 33.80	24.28

BRWI0002-002 06/01/2019

ASHLAND, BAYFIELD, DOUGLAS, AND IRON COUNTIES

	Rates	Fringes
BRICKLAYER.....	\$ 39.94	23.30

BRWI0002-005 06/01/2019

ADAMS, ASHLAND, BARRON, BROWN, BURNETT, CALUMET, CHIPPEWA,
CLARK, COLUMBIA, DODGE, DOOR, DUNN, FLORENCE, FOND DU LAC,
FOREST, GREEN LAKE, IRON, JEFFERSON, KEWAUNEE, LANGLADE,
LINCOLN, MANITOWOC, MARATHON, MARINETTE, MARQUETTE, MENOMINEE,
OCONTO, ONEIDA, OUTAGAMIE, POLK, PORTAGE, RUSK, ST CROIX, SAUK,
SHAWANO, SHEBOYGAN, TAYLOR, VILAS, WALWORTH, WAUPACA, WAUSHARA,
WINNEBAGO, AND WOOD COUNTIES

	Rates	Fringes
CEMENT MASON/CONCRETE FINISHER...	\$ 35.51	23.37

BRWI0003-002 06/03/2019

BROWN, DOOR, FLORENCE, KEWAUNEE, MARINETTE, AND OCONTO COUNTIES

	Rates	Fringes
BRICKLAYER.....	\$ 34.18	23.90

BRWI0004-002 06/01/2019		

KENOSHA, RACINE, AND WALWORTH COUNTIES

	Rates	Fringes
BRICKLAYER.....	\$ 38.43	25.10

BRWI0006-002 06/01/2019		

ADAMS, CLARK, FOREST, LANGLADE, LINCOLN, MARATHON, MENOMINEE,
ONEIDA, PORTAGE, PRICE, TAYLOR, VILAS AND WOOD COUNTIES

	Rates	Fringes
BRICKLAYER.....	\$ 35.06	23.02

BRWI0007-002 06/03/2019		

GREEN, LAFAYETTE, AND ROCK COUNTIES

	Rates	Fringes
BRICKLAYER.....	\$ 35.57	24.22

BRWI0008-002 06/01/2019		

MILWAUKEE, OZAUKEE, WASHINGTON, AND WAUKESHA COUNTIES

	Rates	Fringes
BRICKLAYER.....	\$ 38.93	24.22

BRWI0009-001 06/03/2019		

GREEN LAKE, MARQUETTE, OUTAGAMIE, SHAWANO, WAUPACA, WASHARA,
AND WINNEBAGO COUNTIES

	Rates	Fringes
BRICKLAYER.....	\$ 34.18	23.90

BRWI0011-002 06/03/2019		

CALUMET, FOND DU LAC, MANITOWOC, AND SHEBOYGAN COUNTIES

	Rates	Fringes
BRICKLAYER.....	\$ 34.18	23.90

BRWI0013-002 06/03/2019		

DANE, GRANT, IOWA, AND RICHLAND COUNTIES

	Rates	Fringes
BRICKLAYER.....	\$ 35.56	24.23

BRWI0019-002 06/03/2019		

BARRON, BUFFALO, BURNETT, CHIPPEWA, DUNN, EAU CLAIRE, PEPIN, PIERCE, POLK, RUSK, ST. CROIX, SAWYER AND WASHBURN COUNTIES

	Rates	Fringes
BRICKLAYER.....	\$ 33.40	24.68

BRWI0021-002 06/03/2019		

DODGE AND JEFFERSON COUNTIES

	Rates	Fringes
BRICKLAYER.....	\$ 35.75	24.02

BRWI0034-002 06/03/2019		

COLUMBIA AND SAUK COUNTIES

	Rates	Fringes
BRICKLAYER.....	\$ 35.56	24.23

CARP0087-001 05/01/2016		

BURNETT (W. of Hwy 48), PIERCE (W. of Hwy 29), POLK (W. of Hwys 35, 48 & 65), AND ST. CROIX (W. of Hwy 65) COUNTIES

	Rates	Fringes
Carpenter & Piledrivermen.....	\$ 36.85	18.39

CARP0252-002 06/01/2016

ADAMS, BARRON, BAYFIELD (Eastern 2/3), BROWN, BUFFALO, BURNETT (E. of Hwy 48), CALUMET, CHIPPEWA, CLARK, COLUMBIA, CRAWFORD, DANE, DODGE, DOOR, DUNN, EAU CLAIRE, FLORENCE (except area bordering Michigan State Line), FOND DU LAC, FOREST, GRANT, GREEN, GREEN LAKE, IOWA, IRON, JACKSON, JEFFERSON, JUNEAU, KEWAUNEE, LA CROSSE, LAFAYETTE, LANGLADE, LINCOLN, MANITOWOC, MARATHON, MARINETTE (except N.E. corner), MARQUETTE, MENOMINEE, MONROE, OCONTO, ONEIDA, OUTAGAMIE, PEPIN, PIERCE (E. of Hwys 29 & 65), POLK (E. of Hwys 35, 48 & 65), PORTAGE, PRICE, RICHLAND, ROCK, RUSK, SAUK, SAWYER, SHAWANO, SHEBOYGAN, ST CROIX (E. of Hwy 65), TAYLOR, TREMPLEAU, VERNON, VILAS, WALWORTH, WASHBURN, WAUPACA, WAUSHARA, WINNEBAGO, AND WOOD COUNTIES

	Rates	Fringes
CARPENTER		
CARPENTER.....	\$ 33.56	18.00
MILLWRIGHT.....	\$ 35.08	18.35
PILEDRIVER.....	\$ 34.12	18.00

CARP0252-010 06/01/2016

ASHLAND COUNTY

	Rates	Fringes
Carpenters		
Carpenter.....	\$ 33.56	18.00
Millwright.....	\$ 35.08	18.35
Pile Driver.....	\$ 34.12	18.00

CARP0264-003 06/01/2016

KENOSHA, MILWAUKEE, OZAUKEE, RACINE, WAUKESHA, AND WASHINGTON COUNTIES

	Rates	Fringes
CARPENTER.....	\$ 35.78	22.11

CARP0361-004 05/01/2018

BAYFIELD (West of Hwy 63) AND DOUGLAS COUNTIES

	Rates	Fringes
CARPENTER.....	\$ 36.15	20.43

 CARP2337-001 06/01/2016

ZONE A: MILWAUKEE, OZAUKEE, WAUKESHA AND WASHINGTON

ZONE B: KENOSHA & RACINE

	Rates	Fringes
PILEDRIVERMAN		
Zone A.....	\$ 31.03	22.69
Zone B.....	\$ 31.03	22.69

 CARP2337-003 06/01/2019

	Rates	Fringes
MILLWRIGHT		
Zone A.....	\$ 33.58	21.53
Zone B.....	\$ 33.58	21.53

ZONE DEFINITIONS

ZONE A: MILWAUKEE, OZAUKEE, WAUKESHA AND WASHINGTON COUNTIES

ZONE B: KENOSHA & RACINE COUNTIES

 ELEC0014-002 06/14/2020

ASHLAND, BARRON, BAYFIELD, BUFFALO, BURNETT, CHIPPEWA, CLARK
 (except Maryville, Colby, Unity, Sherman, Fremont, Lynn &
 Sherwood), CRAWFORD, DUNN, EAU CLAIRE, GRANT, IRON, JACKSON, LA
 CROSSE, MONROE, PEPIN, PIERCE, POLK, PRICE, RICHLAND, RUSK, ST
 CROIX, SAWYER, TAYLOR, TREMPLEAU, VERNON, AND WASHBURN
 COUNTIES

	Rates	Fringes
Electricians:.....	\$ 35.98	20.98

 ELEC0014-007 07/05/2020

REMAINING COUNTIES

	Rates	Fringes
Teledata System Installer Installer/Technician.....	\$ 27.75	15.14

Low voltage construction, installation, maintenance and removal of teledata facilities (voice, data, and video) including outside plant, telephone and data inside wire, interconnect, terminal equipment, central offices, PABX, fiber optic cable and equipment, micro waves, V-SAT, bypass, CATV, WAN (wide area networks), LAN (local area networks), and ISDN (integrated systems digital network).

ELEC0127-002 06/01/2020

KENOSHA COUNTY

	Rates	Fringes
Electricians:.....	\$ 41.62	30%+12.70

* ELEC0158-002 06/01/2020

BROWN, DOOR, KEWAUNEE, MANITOWOC (except Schleswig), MARINETTE(Wausaukee and area South thereof), OCONTO, MENOMINEE (East of a line 6 miles West of the West boundary of Oconto County), SHAWANO (Except Area North of Townships of Aniwa and Hutchins) COUNTIES

	Rates	Fringes
ELECTRICIAN.....	\$ 34.77	29.75%+10.26

ELEC0159-003 08/02/2020

COLUMBIA, DANE, DODGE (Area West of Hwy 26, except Chester and Emmet Townships), GREEN, LAKE (except Townships of Berlin, Seneca, and St. Marie), IOWA, MARQUETTE (except Townships of Neshkoka, Crystal Lake, Newton, and Springfield), and SAUK COUNTIES

	Rates	Fringes
ELECTRICIAN.....	\$ 41.86	22.67

ELEC0219-004 06/01/2019

FLORENCE COUNTY (Townships of Aurora, Commonwealth, Fern, Florence and Homestead) AND MARINETTE COUNTY (Township of Niagara)

	Rates	Fringes
Electricians:		
Electrical contracts over \$180,000.....	\$ 33.94	21.80
Electrical contracts under \$180,000.....	\$ 31.75	21.73

* ELEC0242-005 05/31/2020		

DOUGLAS COUNTY

	Rates	Fringes
Electricians:.....	\$ 39.77	28.11

ELEC0388-002 06/01/2020		

ADAMS, CLARK (Colby, Freemont, Lynn, Mayville, Sherman, Sherwood, Unity), FOREST, JUNEAU, LANGLADE, LINCOLN, MARATHON, MARINETTE (Beecher, Dunbar, Goodman & Pembine), MENOMINEE (Area West of a line 6 miles West of the West boundary of Oconto County), ONEIDA, PORTAGE, SHAWANO (Aniwa and Hutchins), VILAS AND WOOD COUNTIES

	Rates	Fringes
Electricians:.....	\$ 34.85	26%+11.20

ELEC0430-002 06/01/2020		

RACINE COUNTY (Except Burlington Township)

	Rates	Fringes
Electricians:.....	\$ 41.86	22.66

ELEC0494-005 06/01/2020		

MILWAUKEE, OZAUKEE, WASHINGTON, AND WAUKESHA COUNTIES

	Rates	Fringes
Electricians:.....	\$ 42.84	25.54

ELEC0494-006 06/01/2020

CALUMET (Township of New Holstein), DODGE (East of Hwy 26 including Chester Township), FOND DU LAC, MANITOWOC (Schleswig), and SHEBOYGAN COUNTIES

	Rates	Fringes
Electricians:.....	\$ 36.32	22.51

ELEC0494-013 06/07/2020

DODGE (East of Hwy 26 including Chester Twp, excluding Emmet Twp), FOND DU LAC (Except Waupun), MILWAUKEE, OZAUKEE, MANITOWOC (Schleswig), WASHINGTON, AND WAUKESHA COUNTIES

	Rates	Fringes
Sound & Communications		
Installer.....	\$ 21.46	18.52
Technician.....	\$ 31.34	20.00

Installation, testing, maintenance, operation and servicing of all sound, intercom, telephone interconnect, closed circuit TV systems, radio systems, background music systems, language laboratories, electronic carillon, antenna distribution systems, clock and program systems and low-voltage systems such as visual nurse call, audio/visual nurse call systems, doctors entrance register systems. Includes all wire and cable carrying audio, visual, data, light and radio frequency signals. Includes the installation of conduit, wiremold, or raceways in existing structures that have been occupied for six months or more where required for the protection of the wire or cable, but does not mean a complete conduit or raceway system. work covered does not include the installation of conduit, wiremold or any raceways in any new construction, or the installation of power supply outlets by means of which external electric power is supplied to any of the foregoing equipment or products

ELEC0577-003 06/01/2019

CALUMET (except Township of New Holstein), GREEN LAKE (N. part including Townships of Berlin, St Marie, and Seneca), MARQUETTE (N. part including Townships of Crystal Lake, Neshkoro, Newton,

and Springfield), OUTAGAMIE, WAUPACA, WAUSHARA, AND WINNEBAGO
COUNTIES

	Rates	Fringes
Electricians:.....	\$ 33.15	28.50%+10.00

ELEC0890-003 06/01/2020		

DODGE (Emmet Township only), GREEN, JEFFERSON, LAFAYETTE,
RACINE (Burlington Township), ROCK AND WALWORTH COUNTIES

	Rates	Fringes
Electricians:.....	\$ 37.41	25.95%+11.11

ELEC0953-001 06/02/2019		

	Rates	Fringes
Line Construction:		
(1) Lineman.....	\$ 47.53	21.43
(2) Heavy Equipment Operator.....	\$ 42.78	19.80
(3) Equipment Operator.....	\$ 38.02	18.40
(4) Heavy Groundman Driver..	\$ 33.27	16.88
(5) Light Groundman Driver..	\$ 30.89	16.11
(6) Groundsman.....	\$ 26.14	14.60

ENGI0139-001 06/01/2020		

KENOSHA, MILWAUKEE, OZAUKEE, RACINE, WASHINGTON, AND WAUKESHA
COUNTIES

	Rates	Fringes
Power Equipment Operator		
Group 1.....	\$ 47.66	23.15
Group 2.....	\$ 47.16	23.15
Group 3.....	\$ 46.66	23.15
Group 4.....	\$ 45.97	23.15
Group 5.....	\$ 42.39	23.15
Group 6.....	\$ 37.24	23.15

HAZARDOUS WASTE PREMIUMS:
EPA Level ""A"" Protection: \$3.00 per hour
EPA Level ""B"" Protection: \$2.00 per hour

EPA Level "C" Protection: \$1.00 per hour

POWER EQUIPMENT OPERATORS CLASSIFICATIONS

GROUP 1: Cranes, Tower Cranes, Pedestal Tower Cranes and Derricks with or w/o attachments with a lifting capacity of over 100 tons; or Cranes, Tower Cranes, Pedestal Tower Cranes and Derricks with boom, leads, and/or jib lengths measuring 176 feet or longer; Self-Erecting Tower Cranes over 4000 lbs lifting capacity; All Cranes with Boom Dollies; Boring Machines (directional); Master Mechanic. \$0.50 additional per hour per 100 tons or 100 ft of boom over 200 ft or lifting capacity of crane over 200 tons to a maximum of 300 tons or 300 ft. Thereafter an increase of \$0.01 per ft or ton, whichever is greater.

GROUP 2: Cranes, Tower Cranes, Pedestal Tower Cranes and Derricks with or without attachments with a lifting capacity of 100 tons or less; or Cranes, Tower Cranes Portable Tower Cranes, Pedestal Tower Cranes and Derricks with boom, leads and/or jib lengths measuring 175 feet or less; Backhoes (excavators) 130,000 lbs and over; Caisson Rigs; Pile Drivers; Boring Machines (vertical or horizontal), Versi-Lift, Tri-Lift, Gantry 20,000 lbs & over.

GROUP 3: Backhoe (excavator) under 130,000 lbs; Self-erecting Tower Crane 4000 lbs & under lifting capacity; Traveling Crane (bridge type); Skid Rigs; Dredge Operator; Mechanic; Concrete Paver (over 27E); Concrete Spreader and Distributor; Forklift/ Telehandler (machinery- moving / steel erection); Hydro Blaster, 10,000 psi and over

GROUP 4: Material Hoists; Stack Hoists; Hydraulic Backhoe (tractor or truck mounted); Hydraulic Crane, 5 tons or under (tractor or truck mounted); Hoist (tuggers 5 tons & over); Hydro-Excavators/Daylighters; Concrete Pumps Rotec type Conveyors; Tractor/Bulldozer/End Loader (over 40 hp); Motor Patrol; Scraper Operator; Sideboom; Straddle Carrier; Welder; Bituminous Plant and Paver Operator; Roller over 5 tons; Rail Leveling Machine (Railroad); Tie Placer; Tie Extractor; Tie Tamper; Stone Leveler; Rotary Drill Operator and Blaster; Percussion Drill Operator; Air Track Drill and/or Hammers; Gantry (under 20,000 lbs); Tencher (wheel type or chain type having 8 inch or larger bucket); Milling Machine; Off-Road Material Haulers.

GROUP 5: Backfiller; Concrete Auto Breaker (large); Concrete Finishing Machines (road type); Rubber Tired Roller; Concrete Batch Hopper; Concrete Conveyor Systems; Grout Pumps; Concrete Mixers (14S or over); Screw Type Pumps and

Gypsum Pumps; Tractor, Bulldozer, End Loader (under 40 hp); Trencher (chain type, bucket under 8 inch); Industrial Locomotives; Rollers under 5 tons; Stump Grinder/Chipper (Large); Timber Equipment; Firemen (pile drivers and derricks); Personnel Hoist, Telehandler over 8000 lbs; Robotic Tool Carrier with or without attachments

GROUP 6: Tampers - Compactors (riding type); Assistant Engineer; A-Frames and Winch Trucks; Concrete Auto Breaker; Hydrohammers (small); Brooms and Sweepers; Hoist (tuggers under 5 tons); Boats (Tug, Safety, Work Barges, Launch); Shouldering Machine Operator; Prestress Machines; Screed Operator; Stone Crushers and Screening Plants; Screed Operators (milling machine), Farm or Industrial Tractor Mounted Equipment; Post Hole Digger; Fireman (asphalt plants); Air Compressors over 400 CFM; Generators, over 150 KW; Augers (vertical and horizontal); Air, Electric, Hydraulic Jacks (slipform); Skid Steer Loaders (with or without attachments); Boiler Operators (temporary heat); Refrigeration Plant/Freeze Machines; Power Pack Vibratory/Ultra Sound Drivers and Extractors; Welding Machines; Heaters (mechanical); Pumps; Winches (small electric); Oiler and Greaser; Rotary Drill Tender; Conveyor; Forklifts/Telehandler 8000 lbs & under; Elevators: Automatic Hoists; Pumps (well points); Combination Small Equipment Operators

 ENGI0139-003 06/01/2020

REMAINING COUNTIES

	Rates	Fringes
Power Equipment Operator		
Group 1.....	\$ 42.92	23.15
Group 2.....	\$ 41.67	23.15
Group 3.....	\$ 39.97	23.15
Group 4.....	\$ 39.44	23.15
Group 5.....	\$ 37.37	23.15
Group 6.....	\$ 35.84	23.15

HAZARDOUS WASTE PREMIUMS:
 EPA Level "A" Protection: \$3.00 per hour
 EPA Level "B" Protection: \$2.00 per hour
 EPA Level "C" Protection: \$1.00 per hour

POWER EQUIPMENT OPERATORS CLASSIFICATIONS

GROUP 1: Cranes, Tower Cranes and Derricks with or without

attachments with a lifting capacity of over 100 tons;
Cranes, Tower Cranes, and Derricks with boom, leads and/or
jib lengths 176 ft or longer.

GROUP 2: Backhoes (Excavators) weighing 130,000 lbs and over;
Cranes, Tower Cranes and Derricks with or without
attachments with a lifting capacity of 100 tons or less;
Cranes, Tower Cranes, and Derricks with boom, leads, and/or
jib lengths 175 ft or less; Caisson Rigs; Pile Driver

GROUP 3: Backhoes (Excavators) weighing under 130,000 lbs;
Travelling Crane (bridge type); Milling Machine; Concrete
Paver over 27 E; Concrete Spreader and Distributor;
Concrete Laser Screed; Concrete Grinder and Planing
Machine; Slipform Curb and Gutter Machine; Boring Machine
(Directional); Dredge Operator; Skid Rigs; over 46 meter
Concrete Pump.

GROUP 4: Hydraulic Backhoe (tractor or truck mounted);
Hydraulic Crane, 10 tons or less; Tractor, Bulldozer, or
End Loader (over 40 hp); Motor Patrol; Scraper Operator;
Bituminous Plant and Paver Operator; Screed-Milling
Machine; Roller over 5 tons; Concrete pumps 46 meter and
under; Grout Pumps; Rotec type machine; Hydro Blaster,
10,000 psi and over; Rotary Drill Operator; Percussion
Drilling Machine; Air Track Drill with or without integral
hammer; Blaster; Boring Machine (vertical or horizontal);
Side Boom; Trencher, wheel type or chain type having 8 inch
or larger bucket; Rail Leveling Machine (Railroad); Tie
Placer; Tie Extractor; Tie Tamper; Stone Leveler; Straddle
Carrier; Material Hoists; Stack Hoist; Man Hoists; Mechanic
and Welder; Off Road Material Haulers.

GROUP 5: Tractor, Bulldozer, or Endloader (under 40 hp);
Tampers -Compactors, riding type; Stump Chipper, large;
Roller, Rubber Tire; Backfiller; Trencher, chain type
(bucket under 8 inch); Concrete Auto Breaker, large;
Concrete Finishing Machine (road type); Concrete Batch
Hopper; Concrete Conveyor Systems; Concrete Mixers, 14S or
over; Pumps, Screw Type and Gypsum); Hydrohammers, small;
Brooms and Sweepers; Lift Slab Machine; Roller under 5
tons; Industrial Locomotives; Fireman (Pile Drivers and
Derricks); Pumps (well points); Hoists, automatic; A-Frames
and Winch Trucks; Hoists (tuggers); Boats (Tug, Safety,
Work Barges and Launches); Assistant Engineer

GROUP 6: Shouldering Machine Operator; Farm or Industrial
Tractor mounted equipment; Post Hole Digger; Auger
(vertical and horizontal); Skid Steer Loader with or
without attachments; Robotic Tool Carrier with or without

attachments; Power Pack Vibratory/Ultra Sound Driver and
 Extractor; Fireman (Asphalt Plants); Screed Operator; Stone
 Crushers and Screening Plants; Air, Electric, Hydraulic
 Jacks (Slip Form); Prestress Machines; Air Compressor, 400
 CFM or over; Refrigeration Plant/Freeze Machine; Boiler
 Operators (temporary heat); Forklifts; Welding Machines;
 Generators; Pumps over 3"; Heaters, Mechanical; Combination
 small equipment operator; Winches, small electric; Oiler;
 Greaser; Rotary Drill Tender; Conveyor; Elevator Operator

 IRON0008-002 06/01/2020

BROWN, CALUMET, DOOR, FOND DU LAC, KEWAUNEE, MANITOWOC,
 MARINETTE, OCONTO, OUTAGAMI, SHAWANO, SHEBOYGAN, AND WINNEBAGO
 COUNTIES:

	Rates	Fringes
IRONWORKER.....	\$ 37.31	27.62

Paid Holidays: New Year's Day, Memorial Day, July 4th, Labor
 Day, Thanksgiving Day & Christmas Day.

 IRON0008-003 06/01/2020

KENOSHA, MILWAUKEE, OZAUKEE, RACINE, WALWORTH (N.E. 2/3),
 WASHINGTON, AND WAUKESHA COUNTIES

	Rates	Fringes
IRONWORKER.....	\$ 39.11	27.87

Paid Holidays: New Year's Day, Memorial Day, July 4th, Labor
 Day, Thanksgiving Day & Christmas Day.

 IRON0383-001 06/01/2020

ADAMS, COLUMBIA, CRAWFORD, DANE, DODGE, FLORENCE, FOREST,
 GRANT, GREENE, (Excluding S.E. tip), GREEN LAKE, IOWA,
 JEFFERSON, JUNEAU, LA CROSSE, LAFAYETTE, LANGLADE, MARATHON,
 MARQUETTE, MENOMINEE, MONROE, PORTAGE, RICHLAND, ROCK (Northern
 area, vicinity of Edgerton and Milton), SAUK, VERNON, WAUPACA,
 WAUSHARA, AND WOOD COUNTIES

	Rates	Fringes
IRONWORKER.....	\$ 37.10	27.06

IRON0512-008 06/03/2019		

BARRON, BUFFALO, CHIPPEWA, CLARK, DUNN, EAU CLAIRE, JACKSON, PEPIN, PIERCE, POLK, RUSK, ST CROIX, TAYLOR, AND TREMPPEALEAU COUNTIES

	Rates	Fringes
IRONWORKER.....	\$ 37.60	29.40

IRON0512-021 06/03/2019		

ASHLAND, BAYFIELD, BURNETT, DOUGLAS, IRON, LINCOLN, ONEIDA, PRICE, SAWYER, VILAS AND WASHBURN COUNTIES

	Rates	Fringes
IRONWORKER.....	\$ 33.19	29.40

LABO0113-002 06/01/2020		

MILWAUKEE AND WAUKESHA COUNTIES

	Rates	Fringes
LABORER		
Group 1.....	\$ 30.05	22.26
Group 2.....	\$ 30.20	22.26
Group 3.....	\$ 30.40	22.26
Group 4.....	\$ 30.55	22.26
Group 5.....	\$ 30.70	22.26
Group 6.....	\$ 26.54	22.26

LABORERS CLASSIFICATIONS

GROUP 1: General Laborer; Tree Trimmer; Conduit Layer; Demolition and Wrecking Laborer; Guard Rail, Fence, and Bridge Builder; Landscaper; Multiplate Culvert Assembler; Stone Handler; Bituminous Worker (Shoveler, Loader, and Utility Man); Batch Truck Dumper or Cement Handler; Bituminous Worker (Dumper, Ironer, Smoother, and Tamper); Concrete Handler

GROUP 2: Air Tool Operator; Joint Sawyer and Filler

(Pavement); Vibrator or Tamper Operator (Mechanical Hand Operated); Chain Saw Operator; Demolition Burning Torch Laborer

GROUP 3: Bituminous Worker (Raker and Luteman); Formsetter (Curb, Sidewalk, and Pavement); Strike Off Man

GROUP 4: Line and Grade Specialist

GROUP 5: Blaster and Powderman

GROUP 6: Flagperson; traffic control person

LAB00113-003 06/01/2020

OZAUKEE AND WASHINGTON COUNTIES

	Rates	Fringes
LABORER		
Group 1.....	\$ 29.30	22.26
Group 2.....	\$ 29.40	22.26
Group 3.....	\$ 29.45	22.26
Group 4.....	\$ 29.65	22.26
Group 5.....	\$ 29.50	22.26
Group 6.....	\$ 26.39	22.26

LABORERS CLASSIFICATIONS

GROUP 1: General Laborer; Tree Trimmer; Conduit Layer; Demolition and Wrecking Laborer; Guard Rail, Fence, and Bridge Builder; Landscaper; Multiplate Culvert Assembler; Stone Handler; Bituminous Worker (Shoveler, Loader, and Utility Man); Batch Truck Dumper or Cement Handler; Bituminous Worker (Dumper, Ironer, Smoother, and Tamper); Concrete Handler

GROUP 2: Air Tool Operator; Joint Sawyer and Filler (Pavement); Vibrator or Tamper Operator (Mechanical Hand Operated);

GROUP 3: Bituminous Worker (Raker and Luteman); Formsetter (Curb, Sidewalk, and Pavement); Strike Off Man

GROUP 4: Line and Grade Specialist

GROUP 5: Blaster; powderman

GROUP 6: Flagperson and Traffic Control Person

LABO0113-011 06/01/2020

KENOSHA AND RACINE COUNTIES

	Rates	Fringes
LABORER		
Group 1.....	\$ 29.11	22.26
Group 2.....	\$ 29.26	22.26
Group 3.....	\$ 29.46	22.26
Group 4.....	\$ 29.43	22.26
Group 5.....	\$ 29.76	22.26
Group 6.....	\$ 26.25	22.26

LABORERS CLASSIFICATIONS:

GROUP 1: General laborer; Tree Trimmer; Conduit Layer; Demolition and Wrecking Laborer; Guard Rail, Fence, and Bridge Builder; Landscaper; Multiplate Culvert Assembler; Stone Handler; Bituminous Worker (Shoveler, Loader, and Utility Man); Batch Truck Dumper or Cement Handler; Bituminous worker (Dumper, Ironer, Smoother, and Tamper); Concrete Handler

GROUP 2: Air Tool Operator; Joint Sawyer and Filler (Pavement); Vibrator or Tamper Operator (Mechanical Hand Operated); Chain Saw Operator; Demolition Burning Torch Laborer

GROUP 3: Bituminous Worker (Raker and Luteman); Formsetter (Curb, Sidewalk, and Pavement); Strike Off Man

GROUP 4: Line and Grade Specialist

GROUP 5: Blaster and Powderman

GROUP 6: Flagman; traffic control person

LABO0140-002 06/01/2020

ADAMS, ASHLAND, BARRON, BAYFIELD, BROWN, BUFFALO, BURNETT, CALUMET, CHIPPEWA, CLARK, COLUMBIA, CRAWFORD, DODGE, DOOR, DOUGLAS, DUNN, EAU CLAIRE, FLORENCE, FOND DU LAC, FOREST, GRANT, GREEN, GREEN LAKE, IRON, JACKSON, JUNEAU, IOWA, JEFFERSON, KEWAUNEE, LA CROSSE, LAFAYETTE, LANGLADE, LINCOLN, MANITOWOC, MARATHON, MARINETTE, MARQUETTE, MENOMINEE, MONROE, OCONTO, ONEIDA, OUTAGAMIE, PEPIN, PIERCE, POLK, PORTAGE, PRICE,

RICHLAND, ROCK, RUSK, SAUK, SAWYER, SHAWANO, SHEBOYGAN, ST. CROIX, TAYLOR, TREMPLEAU, VERNON, VILLAS, WALWORTH, WASHBURN, WAUPACA, WAUSHARA, WINNEBAGO, AND WOOD COUNTIES

	Rates	Fringes
LABORER		
Group 1.....	\$ 33.72	17.95
Group 2.....	\$ 33.82	17.95
Group 3.....	\$ 33.87	17.95
Group 4.....	\$ 34.07	17.95
Group 5.....	\$ 33.92	17.95
Group 6.....	\$ 30.35	17.95

LABORER CLASSIFICATIONS

GROUP 1: General Laborer; Tree Trimmer; Conduit Layer; Demolition and Wrecking Laborer; Guard Rail, Fence, and Bridge Builder; Landscaper; Multiplate Culvert Assembler; Stone Handler; Bituminous Worker (Shoveler, Loader, and Utility Man); Batch Truck Dumper or Cement Handler; Bituminous Worker (Dumper, Ironer, Smoother and Tamper); Concrete Handler

GROUP 2: Air Tool Operator; Joint Sawyer and Filler (Pavement); Vibrator or Tamper Operator (Mechanical Hand Operated); Chain Saw Operator, Demolition Burning Torch Laborer

GROUP 3: Bituminous Worker (Raker and Luteman); Formsetter (Curb, Sidewalk and Pavement); Strike Off Man

GROUP 4: Line and Grade Specialist

GROUP 5: Blaster; powderman

GROUP 6: Flagperson; Traffic Control

LAB00464-003 06/01/2020

DANE COUNTY

	Rates	Fringes
LABORER		
Group 1.....	\$ 34.00	17.95
Group 2.....	\$ 34.10	17.95
Group 3.....	\$ 34.15	17.95

Group 4.....	\$ 34.35	17.95
Group 5.....	\$ 34.20	17.95
Group 6.....	\$ 30.35	17.95

LABORERS CLASSIFICATIONS:

GROUP 1: General Laborer; Tree Trimmer; Conduit Layer; Demolition and Wrecking Laborer; Guard Rail, Fence, and Bridge Builder; Landscaper; Multiplate Culvert Assembler; Stone Handler; Bituminous Worker (Shoveler, Loader, and Utility Man); Batch Truck Dumper or Cement Handler; Bituminous Worker (Dumper, Ironer, Smoother, and Tamper); Concrete Handler

GROUP 2: Air Tool Operator; Joint Sawyer and Filler (Pavement); Vibrator or Tamper Operator (Mechanical Hand Operated); Chain Saw Operator; Demolition Burning Torch Laborer

GROUP 3: Bituminous Worker (Raker and Luteman); Formsetter (Curb, Sidewalk, and Pavement); Strike Off Man

GROUP 4: Line and Grade Specialist

GROUP 5: Blaster; Powderman

GROUP 6: Flagperson and Traffic Control Person

PAIN0106-008 05/01/2017

ASHLAND, BAYFIELD, BURNETT, AND DOUGLAS COUNTIES

	Rates	Fringes
Painters:		
New:		
Brush, Roller.....	\$ 30.33	17.27
Spray, Sandblast, Steel....	\$ 30.93	17.27
Repaint:		
Brush, Roller.....	\$ 28.83	17.27
Spray, Sandblast, Steel....	\$ 29.43	17.27

PAIN0108-002 06/01/2019

RACINE COUNTY

	Rates	Fringes
--	-------	---------

Painters:

Brush, Roller.....	\$ 36.08	20.36
Spray & Sandblast.....	\$ 37.08	20.36

PAIN0259-002 05/01/2008

BARRON, CHIPPEWA, DUNN, EAU CLAIRE, PEPIN, PIERCE, POLK, RUSK,
SAWYER, ST. CROIX, AND WASHBURN COUNTIES

	Rates	Fringes
PAINTER.....	\$ 24.11	12.15

PAIN0259-004 05/01/2015

BUFFALO, CRAWFORD, JACKSON, LA CROSSE, MONROE, TREMPLEAU, AND
VERNON COUNTIES

	Rates	Fringes
PAINTER.....	\$ 22.03	12.45

PAIN0781-002 06/01/2019

JEFFERSON, MILWAUKEE, OZAUKEE, WASHINGTON, AND WAUKESHA COUNTIES

	Rates	Fringes
Painters:		
Bridge.....	\$ 33.30	23.86
Brush.....	\$ 32.95	23.86
Spray & Sandblast.....	\$ 33.70	23.86

PAIN0802-002 06/01/2019

COLUMBIA, DANE, DODGE, GRANT, GREEN, IOWA, LAFAYETTE, RICHLAND,
ROCK, AND SAUK COUNTIES

	Rates	Fringes
PAINTER		
Brush.....	\$ 30.93	18.44

PREMIUM PAY:
Structural Steel, Spray, Bridges = \$1.00 additional per
hour.

PAIN0802-003 06/01/2019

ADAMS, BROWN, CALUMET, CLARK, DOOR, FOND DU LAC, FOREST, GREEN LAKE, IRON, JUNEAU, KEWAUNEE, LANGLADE, LINCOLN, MANITOWOC, MARATHON, MARINETTE, MARQUETTE, MENOMINEE, OCONTO, ONEIDA, OUTAGAMIE, PORTAGE, PRICE, SHAWANO, SHEBOYGAN, TAYLOR, VILAS, WAUSHARA, WAUPACA, WINNEBAGO, AND WOOD COUNTIES

	Rates	Fringes
PAINTER.....	\$ 30.93	18.58

PAIN0934-001 06/01/2017

KENOSHA AND WALWORTH COUNTIES

	Rates	Fringes
Painters:		
Brush.....	\$ 33.74	18.95
Spray.....	\$ 34.74	18.95
Structural Steel.....	\$ 33.89	18.95

PAIN1011-002 06/02/2019

FLORENCE COUNTY

	Rates	Fringes
Painters:.....	\$ 25.76	13.33

PLAS0599-010 06/01/2017

	Rates	Fringes
CEMENT MASON/CONCRETE FINISHER		
Area 1.....	\$ 39.46	17.17
Area 2 (BAC).....	\$ 35.07	19.75
Area 3.....	\$ 35.61	19.40
Area 4.....	\$ 34.70	20.51
Area 5.....	\$ 36.27	18.73
Area 6.....	\$ 32.02	22.99

AREA DESCRIPTIONS

AREA 1: BAYFIELD, DOUGLAS, PRICE, SAWYER, AND WASHBURN COUNTIES

AREA 2: ADAMS, ASHLAND, BARRON, BROWN, BURNETT, CALUMET,

CHIPPEWA, CLARK, COLUMBIA, DODGE, DOOR, DUNN, FLORENCE, FOND DU LAC, FOREST, GREEN LAKE, IRON, JEFFERSON, KEWAUNEE, LANGLADE, LINCOLN, MANITOWOC, MARATHON, MARINETTE, MARQUETTE, MENOMINEE, OCONTO, ONEIDA, OUTAGAMIE, POLK, PORTAGE, RUSK, ST CROIX, SAUK, SHAWANO, SHEBOYGAN, TAYLOR, VILAS, WALWORTH, WAUPACA, WAUSHARA, WINNEBAGO, AND WOOD COUNTIES

AREA 3: BUFFALO, CRAWFORD, EAU CLAIRE, JACKSON, JUNEAU, LA CROSSE MONROE, PEPIN, PIERCE, RICHLAND, TREMPPEALEAU, AND VERNON COUNTIES

AREA 4: MILWAUKEE, OZAUKEE, WASHINGTON, AND WAUKESHA COUNTIES

AREA 5: DANE, GRANT, GREEN, IOWA, LAFAYETTE, AND ROCK COUNTIES

AREA 6: KENOSHA AND RACINE COUNTIES

PLUM0011-003 05/07/2018

ASHLAND, BAYFIELD, BURNETT, DOUGLAS, IRON, SAWYER, AND WASHBURN COUNTIES

	Rates	Fringes
PLUMBER.....	\$ 40.63	20.72

PLUM0075-002 06/01/2016

MILWAUKEE, OZAUKEE, WASHINGTON, AND WAUKESHA COUNTIES

	Rates	Fringes
PLUMBER.....	\$ 40.27	21.47

PLUM0075-004 06/01/2016

DODGE (Watertown), GREEN, JEFFERSON, LAFAYETTE, AND ROCK COUNTIES

	Rates	Fringes
PLUMBER.....	\$ 40.52	21.47

PLUM0075-009 06/01/2016

COLUMBIA, DANE, IOWA, MARQUETTE, RICHLAND AND SAUK COUNTIES

	Rates	Fringes
PLUMBER.....	\$ 38.82	20.12

PLUM0111-007 05/28/2018		

MARINETTE COUNTY (Niagara only)

	Rates	Fringes
PLUMBER/PIPEFITTER.....	\$ 33.33	24.48

PLUM0118-002 06/01/2020		

KENOSHA, RACINE, AND WALWORTH COUNTIES

	Rates	Fringes
Plumber and Steamfitter.....	\$ 43.95	24.35

PLUM0400-003 06/04/2018		

ADAMS, BROWN, CALUMET, DODGE (except Watertown), DOOR, FOND DU LAC, GREEN LAKE, KEWAUNEE, MANITOWOC, MARINETTE (except Niagara), MENOMINEE, OCONTO, OUTAGAMIE, SHAWANO, SHEBOYGAN, WAUPACA, WAUSHARA, AND WINNEBAGO COUNTIES

	Rates	Fringes
PLUMBER/PIPEFITTER.....	\$ 36.74	19.06

PLUM0434-002 05/31/2020		

BARON, BUFFALO, CHIPPEWA, CLARK, CRAWFORD, DUNN, EAU CLAIRE, FLORENCE, FOREST, GRANT, JACKSON, JUNEAU, LA CROSSE, LANGLADE, LINCOLN, MARATHON, MONROE, ONEIDA, PEPIN, PIERCE, POLK, PORTAGE, PRICE, RUSK, ST. CROIX, TAYLOR, TREMPLEAU, VERNON, VILAS, AND WOOD COUNTIES

	Rates	Fringes
PIPEFITTER.....	\$ 42.70	20.47

PLUM0601-003 06/03/2019		

DODGE (Watertown), GREEN, JEFFERSON, LAFAYETTE, MILWAUKEE,
 OZAUKEE, ROCK, WASHINGTON AND WAUKESHA COUNTIES

	Rates	Fringes
PIPEFITTER.....	\$ 46.89	25.29

PLUM0601-009 06/04/2017		

COLUMBIA, DANE, IOWA, MARQUETTE, RICHLAND AND SAUK COUNTIES

	Rates	Fringes
PIPEFITTER.....	\$ 47.08	20.89

TEAM0039-002 06/01/2020		

	Rates	Fringes
TRUCK DRIVER		
1 & 2 Axle Trucks.....	\$ 31.07	22.94
3 or more axles; Euclids or Dumptor, Articulated Truck, Mechanic.....	\$ 31.22	22.94

SUWI2011-001 11/16/2011		

	Rates	Fringes
WELL DRILLER.....	\$ 16.52	

WELDERS - Receive rate prescribed for craft performing
 operation to which welding is incidental.

=====

Note: Executive Order (EO) 13706, Establishing Paid Sick Leave for Federal Contractors applies to all contracts subject to the Davis-Bacon Act for which the contract is awarded (and any solicitation was issued) on or after January 1, 2017. If this contract is covered by the EO, the contractor must provide employees with 1 hour of paid sick leave for every 30 hours they work, up to 56 hours of paid sick leave each year. Employees must be permitted to use paid sick leave for their own illness, injury or other health-related needs, including preventive care; to assist a family member (or person who is like family to the employee) who is ill, injured, or has other health-related needs, including preventive care; or for reasons

resulting from, or to assist a family member (or person who is like family to the employee) who is a victim of, domestic violence, sexual assault, or stalking. Additional information on contractor requirements and worker protections under the EO is available at www.dol.gov/whd/govcontracts.

Unlisted classifications needed for work not included within the scope of the classifications listed may be added after award only as provided in the labor standards contract clauses (29CFR 5.5 (a) (1) (ii)).

The body of each wage determination lists the classification and wage rates that have been found to be prevailing for the cited type(s) of construction in the area covered by the wage determination. The classifications are listed in alphabetical order of ""identifiers"" that indicate whether the particular rate is a union rate (current union negotiated rate for local), a survey rate (weighted average rate) or a union average rate (weighted union average rate).

Union Rate Identifiers

A four letter classification abbreviation identifier enclosed in dotted lines beginning with characters other than ""SU"" or ""UAVG"" denotes that the union classification and rate were prevailing for that classification in the survey. Example: PLUM0198-005 07/01/2014. PLUM is an abbreviation identifier of the union which prevailed in the survey for this classification, which in this example would be Plumbers. 0198 indicates the local union number or district council number where applicable, i.e., Plumbers Local 0198. The next number, 005 in the example, is an internal number used in processing the wage determination. 07/01/2014 is the effective date of the most current negotiated rate, which in this example is July 1, 2014.

Union prevailing wage rates are updated to reflect all rate changes in the collective bargaining agreement (CBA) governing this classification and rate.

Survey Rate Identifiers

Classifications listed under the ""SU"" identifier indicate that no one rate prevailed for this classification in the survey and the published rate is derived by computing a weighted average rate based on all the rates reported in the survey for that

classification. As this weighted average rate includes all rates reported in the survey, it may include both union and non-union rates. Example: SULA2012-007 5/13/2014. SU indicates the rates are survey rates based on a weighted average calculation of rates and are not majority rates. LA indicates the State of Louisiana. 2012 is the year of survey on which these classifications and rates are based. The next number, 007 in the example, is an internal number used in producing the wage determination. 5/13/2014 indicates the survey completion date for the classifications and rates under that identifier.

Survey wage rates are not updated and remain in effect until a new survey is conducted.

Union Average Rate Identifiers

Classification(s) listed under the UAVG identifier indicate that no single majority rate prevailed for those classifications; however, 100% of the data reported for the classifications was union data. EXAMPLE: UAVG-OH-0010 08/29/2014. UAVG indicates that the rate is a weighted union average rate. OH indicates the state. The next number, 0010 in the example, is an internal number used in producing the wage determination. 08/29/2014 indicates the survey completion date for the classifications and rates under that identifier.

A UAVG rate will be updated once a year, usually in January of each year, to reflect a weighted average of the current negotiated/CBA rate of the union locals from which the rate is based.

WAGE DETERMINATION APPEALS PROCESS

1.) Has there been an initial decision in the matter? This can be:

- * an existing published wage determination
- * a survey underlying a wage determination
- * a Wage and Hour Division letter setting forth a position on a wage determination matter
- * a conformance (additional classification and rate) ruling

On survey related matters, initial contact, including requests for summaries of surveys, should be with the Wage and Hour Regional Office for the area in which the survey was conducted because those Regional Offices have responsibility for the

Davis-Bacon survey program. If the response from this initial contact is not satisfactory, then the process described in 2.) and 3.) should be followed.

With regard to any other matter not yet ripe for the formal process described here, initial contact should be with the Branch of Construction Wage Determinations. Write to:

Branch of Construction Wage Determinations
Wage and Hour Division
U.S. Department of Labor
200 Constitution Avenue, N.W.
Washington, DC 20210

2.) If the answer to the question in 1.) is yes, then an interested party (those affected by the action) can request review and reconsideration from the Wage and Hour Administrator (See 29 CFR Part 1.8 and 29 CFR Part 7). Write to:

Wage and Hour Administrator
U.S. Department of Labor
200 Constitution Avenue, N.W.
Washington, DC 20210

The request should be accompanied by a full statement of the interested party's position and by any information (wage payment data, project description, area practice material, etc.) that the requestor considers relevant to the issue.

3.) If the decision of the Administrator is not favorable, an interested party may appeal directly to the Administrative Review Board (formerly the Wage Appeals Board). Write to:

Administrative Review Board
U.S. Department of Labor
200 Constitution Avenue, N.W.
Washington, DC 20210

4.) All decisions by the Administrative Review Board are final.

=====

END OF GENERAL DECISION"



Wisconsin Department of Transportation

Division of Transportation Systems Development

Bureau of Project Development
4822 Madison Yards Way, 4th Floor South
Madison, WI 53705

Telephone: (608) 266-1631
Facsimile (FAX): (608) 266-8459

October 22, 2020

NOTICE TO ALL CONTRACTORS:

Proposal #19: 3839-03-73, WISC 2020 540
Various Bridge Locations
USH 12
USH 12
Walworth County

Letting of November 10, 2020

This is Addendum No. 01, which provides for the following:

Plan Sheets:

Added Plan Sheets	
Plan Sheet	Plan Sheet Title (brief description of why sheet was added)
369A-369I	Structure B-64-0019

Deleted Plan Sheets	
Plan Sheet	Plan Sheet Title (brief description of why sheet was deleted)
369	Incorrect Structure Plan Inserted

Plan Sheets

The following 8½ x 11-inch sheets are attached and made part of the plans for this proposal:
Added: 369A – 369I

The responsibility for notifying potential subcontractors and suppliers of these changes remains with the prime contractor.

Sincerely,

Mike Coleman

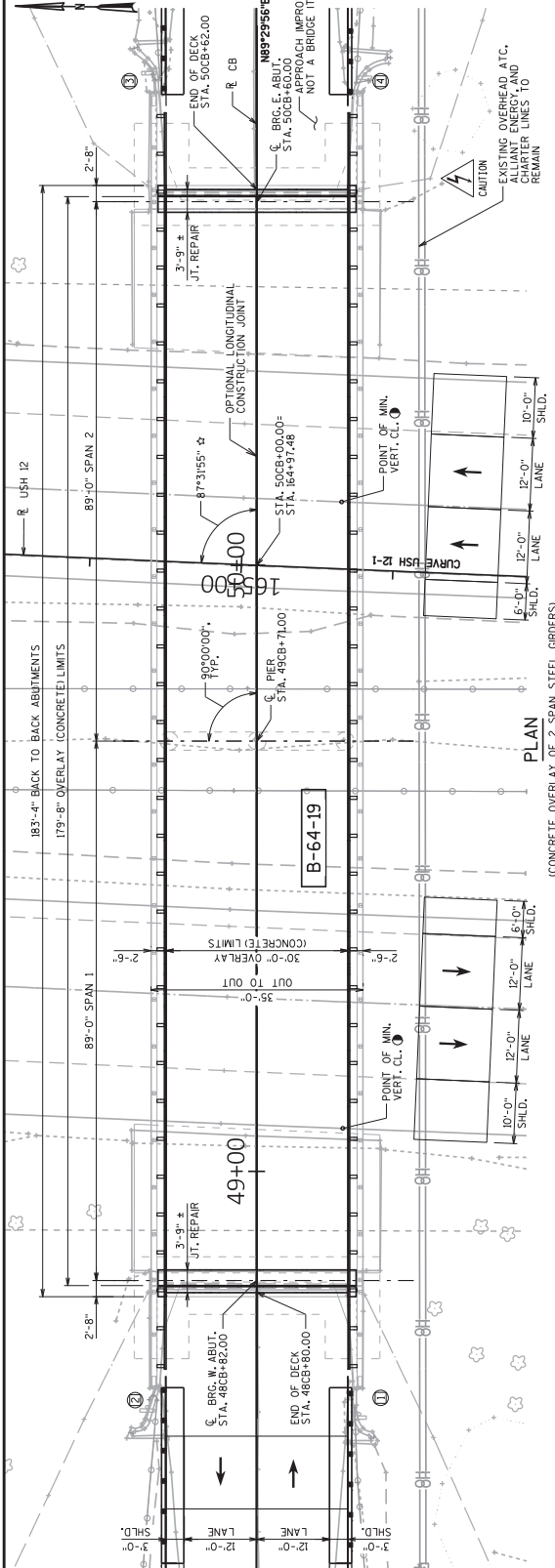
Proposal Development Specialist
Proposal Management Section

END OF ADDENDUM

STATE PROJECT NUMBER
3839-03-73

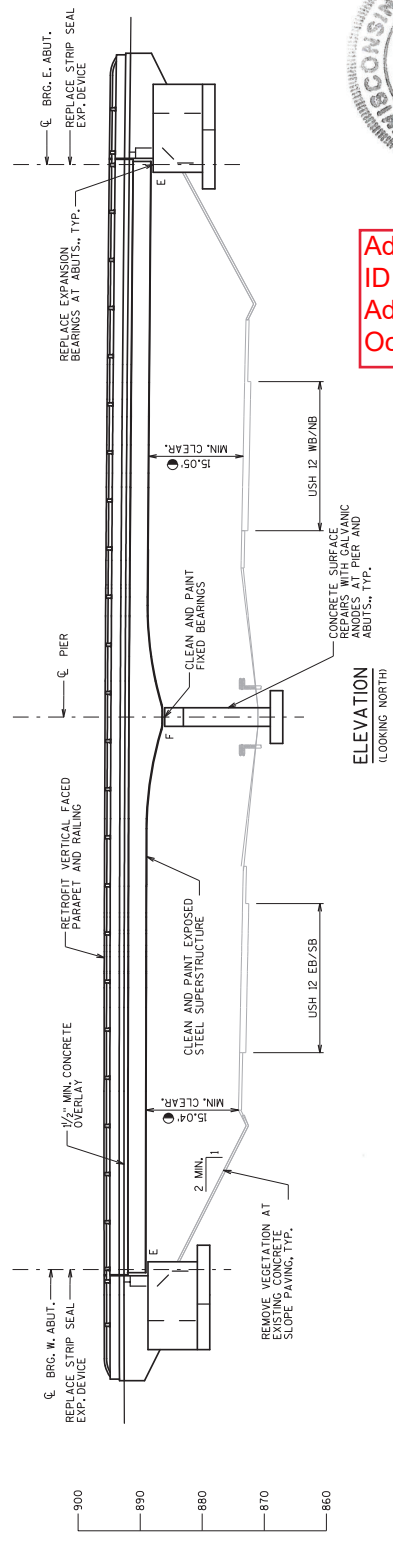
LIST OF DRAWINGS

1. GENERAL PLAN & ELEVATION
2. TYPICAL SECTION GENERAL NOTES & QUANTITIES
3. TYPICAL SECTION GENERAL NOTES & QUANTITIES
4. EXPANSION JOINT REINFORCEMENT
5. EXPANSION JOINT REINFORCEMENT
6. JOINT REINFORCEMENT
7. BUILDING DETAILS
8. GALVANIC ANODES



LEGEND

- TRAFFIC DIRECTION
- WING NUMBER
- ANGLE MEASURED FROM LINE TANGENT TO U.S.H. 12 AT R.C.T.H. B
- LOCATION AND CLEARANCE DIMENSION TAKEN FROM INSPECTION REPORT DATED 5-25-2017



DESIGN DATA

LIVE LOAD
INVENTORY RATING: HS20
PERMISSIBLE LIVE LOAD: 100 KIPS
WISCONSIN STANDARD PERMIT VEHICLE (WIS-SPV) = 130 KIPS

MATERIAL PROPERTIES
CONCRETE MASONRY: f_c = 4,000 psi
ALL OTHER: f_c = 3,500 psi
BAR STEEL REINFORCEMENT: f_y = 60,000 psi

HORIZONTAL CURVE DATA

CURVE U.S.H. 12-1
P.L. = 165+80.13
Δ = 2° 59' 51" R
D = 600.14'
L = 1,200.00'
P.C. = 253+36.36
P.T. = 171+79.39



Addendum No. 01
ID 3839-03-73
Added Sheet 369A
October 22, 2020

STRUCTURES DESIGN CONTACTS
BRIDGE OFFICE: (608) 261-0261
AARON BOKN (608) 261-0261
PAUL WISNISKI (608) 261-0261
PAV GASHIN (644) 359-2300

NO.	DATE	REVISION	BY

ORIGINAL PLANS PREPARED BY
HNTB (644) 359-2300

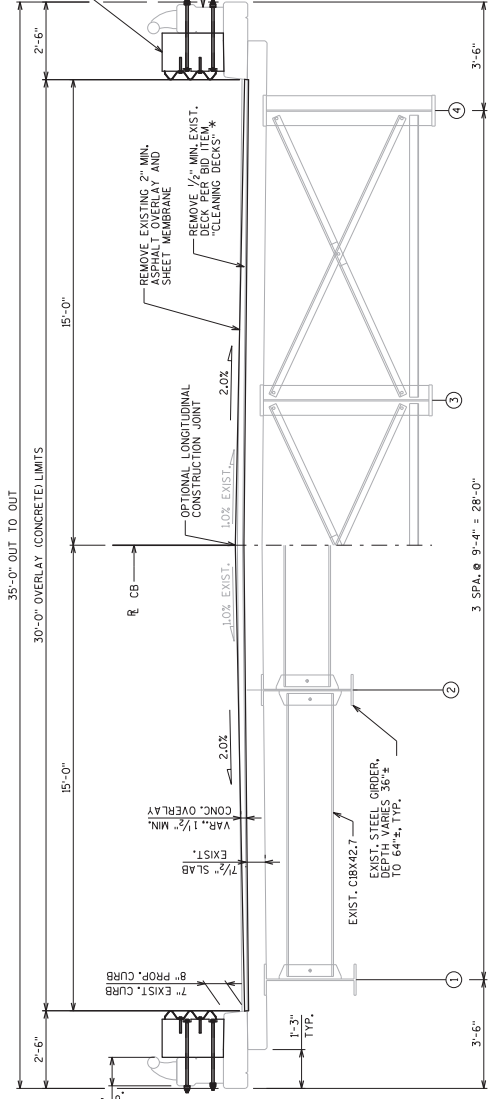
STATE OF WISCONSIN
DEPARTMENT OF TRANSPORTATION
ACCEPTED: CHIEF STRUCTURES DESIGN ENGINEER DATE: 09/14/20

STRUCTURE B-64-19

COUNTY: WALWORTH TOWN: BLOOMFIELD
DESIGN SPEC.: CTH B OVER U.S.H. 12
REHABILITATION N/A
DESIGNED BY: P.J.C. BY: P.J.C. H.O.A. (C.D.) E.A.U.

GENERAL PLAN & ELEVATION
SHEET 1 OF 9
369A

2 7/8" AVERAGE OVERLAY THICKNESS



HALF SECTION AT PIER CROSS FRAME

TYPICAL SECTION
(LOOKING EAST)

TYPICAL HALF SECTION

TOTAL ESTIMATED QUANTITIES

ITEM NO.	BID ITEM	UNIT	TOTAL
509.3101	EXPANSION DEVICE	LF	66
509.3200	PROTECTIVE SURFACE TREATMENT	SY	18
509.3210	PROTECTIVE SURFACE SEALER	SY	18
509.3265	PROTECTIVE SURFACE TREATMENT RESEAL	SY	72
502.2205	ADHESIVE ANCHORS NO. 5 BAR	EACH	60
505.0400	BAR STEEL REINFORCEMENT HS STRUCTURES	LB	2,300
506.2610	BEARING PADS ELASTOMERIC LAMINATED	EACH	8
506.7050.5.0001	REMOVING BEARINGS B-64-19	EACH	8
509.0301	PREPARATION DECKS TYPE 1	SY	221
509.0302	PREPARATION DECKS TYPE 2	SY	111
509.0500	CLEANING DECKS	SY	582
509.1000	JOINT REPAIR	SY	27
509.1200	CURB REPAIR	LF	245
509.1500	CONCRETE SURFACE REPAIR	SF	340
509.2000	FULL-DEPTH DECK REPAIR	SY	5
509.3000	ASPHALTIC CONCRETE DECK	SY	5
509.3005.0001	REMOVING ASPHALTIC CONCRETE OVERLAY B-64-19	SY	407
517.8005.0001	STRUCTURE REPAINTING RECYCLED ABRASIVE B-64-19	LS	1
517.4005.0001	NEGATIVE PRESSURE CONTAINMENT AND COLLECTION OF WASTE MATERIALS B-64-19	LS	1
517.6005.0001	PORTABLE DECONTAMINATION FACILITY	EACH	1
SPV.0060.4001	EMBEDDED GALVANIC ANODES	EACH	185
SPV.0090.4001	STEEL THREE BEAM RAILING RETROFIT	LF	415
SPV.0050.4001	VEGETATION REMOVAL B-64-19	LS	1
SPV.0160.4001	ABUTMENT SEAT CLEANING AND SEALING	SY	18

ALL ITEMS ARE CATEGORY 0030
* REMOVE ONLY 1/2" OF EXISTING DECK, NOT 1" PER THE STANDARD SPECIFICATIONS

GENERAL NOTES

- DRAWINGS SHALL NOT BE SCALED.
- DIMENSIONS SHOWN ARE BASED ON THE EXISTING STRUCTURE PLANS.
- ALL DIMENSIONS ARE IN FEET AND INCHES UNLESS OTHERWISE NOTED. ALL STATIONS AND ELEVATIONS ARE IN FEET.
- REMOVAL OF THE BRUSH CURB AT THE JOINTS IS INCLUDED IN BID ITEM "JOINT REPAIR".
- APPLY "PROTECTIVE SURFACE TREATMENT" TO THE ENTIRE TOP SURFACE OF THE NEW CONCRETE OVERLAY, THE TOP OF ANY NEW DECK, THE TOPS OF PAVING BLOCKS, AND THE TOP AND CURB FACES OF NEW BRUSH CURBS ASSOCIATED WITH THE JOINT REPLACEMENT.
- APPLY "PROMOTED SURFACE SEALER" TO THE TOP AND INSIDE FACES OF EXISTING PARAPETS.
- CLEAN AND APPLY PROTECTIVE SURFACE TREATMENT TO THE TOP AND VERTICAL FACES OF THE BRUSH CURBS, PAID FOR UNDER "PROTECTIVE SURFACE TREATMENT RESEAL".
- JOINT REPLACEMENT PRIOR TO INSTALLATION OF STEEL THREE BEAM RAILING RETROFIT.
- PERFORM ALL PARAPET AND BRUSH CURB REPAIRS, SURFACE TREATMENT APPLICATIONS AND EXPANSION JOINT REPAIRS UNDER "CONCRETE OVERLAY JOINT REPAIR".
- "CONCRETE OVERLAY JOINT REPAIR" QUANTITIES ARE BASED ON THE "FULL-DEPTH DECK REPAIR" QUANTITIES ARE BASED ON THE "LEVEL 3 INFRARED REPORT, DECK SCAN DATED 6/10/2019, AND ARE APPROXIMATE. EXACT AREAS OF REPAIR SHALL BE DETERMINED IN THE FIELD BY THE PROJECT ENGINEER. OVERLAY REPAIRS SHALL BE FILLED WITH "CONCRETE MASONRY OVERLAY BEGGS".
- LEVEL 3 INFRARED REPORTS ARE AVAILABLE FROM WISDOT SE REGION BRIDGE MAINTENANCE UNIT, CONTACT LEAH BANSON, 262-546-6759 OR LEAHBANSON@WISDOT.GOV.
- LOCATIONS OF THE FOLLOWING BID ITEMS SHALL BE DETERMINED IN THE FIELD BY THE PROJECT ENGINEER. QUANTITIES SHOWN FOR THESE ITEMS ARE APPROXIMATE.
- "CONCRETE OVERLAY JOINT REPAIR" AREAS SHOWN IN THE QUANTITIES TABLE ARE BASED ON THE BRIDGE INSPECTION REPORT AND ARE APPROXIMATE. EXACT AREAS OF REPAIR SHALL BE DETERMINED IN THE FIELD BY THE PROJECT ENGINEER. ALL SUBSTRUCTURE CONCRETE SURFACE REPAIRS SHALL INCLUDE "EMBEDDED GALVANIC ANODES", PAID FOR SEPARATELY.
- ANY EXCAVATION REQUIRED TO COMPLETE THE CONCRETE OVERLAY OR JOINT REPAIRS AT THE ABUTMENTS IS TO BE CONSIDERED INCIDENTAL TO THE BID ITEM "CONCRETE MASONRY OVERLAY". NEW CONCRETE AT JOINT REPAIR IS PAID FOR AS "CONCRETE MASONRY OVERLAY DECKS". THIS INCLUDES THE CONCRETE TO REPLACE SECTIONS OF BRUSH CURB AND PARAPETS WITHIN THE JOINT REPAIR LIMITS.
- BAR STEEL REINFORCEMENT SHALL BE EMBEDDED 2" CLEAR UNLESS OTHERWISE SHOWN OR NOTED.
- ALL REINFORCING BARS ARE ENGLISH. THE FIRST OR FIRST TWO DIGITS OF THE BAR MARK SIGNIFIES THE BAR SIZE. BAR DIMENSIONS ARE OUT TO OUT OF BAR.
- UTILIZE EXISTING BAR STEEL REINFORCEMENT WHERE SHOWN AND EXTEND 24 BAR DIAMETERS INTO NEW WORK, UNLESS SPECIFIED OTHERWISE.
- UNDER THE BID ITEM "ADHESIVE ANCHORS NO. 5 BAR", ANCHORED REINFORCING STEEL SHALL BE PAID FOR AS "ADHESIVE ANCHORS NO. 5 BAR" PROVIDED IN SECTION 505 OF THE STANDARD SPECIFICATIONS FOR BAR STEEL REINFORCEMENT.
- BEVEL EDGES OF EXPOSED CONCRETE 3/4" MIN. OR MATCH EXISTING BEVELS UNLESS NOTED OTHERWISE.
- AT "CURB REPAIR" EXPOSE EXISTING REINFORCEMENT A MINIMUM OF 1 1/2" CLEAR.
- A MINIMUM OF 1/2-INCH OF CONCRETE SHALL BE REMOVED FROM THE ENTIRE BRIDGE DECK UNDER THE BID ITEM "CLEANING DECKS".
- PROFILE GRADE LINE SHALL BE DETERMINED IN THE FIELD BASED ON A MINIMUM OVERLAY THICKNESS OF 1 1/2" PLACED ABOVE THE DECK SURFACE AFTER SURFACE PREPARATION. THE EXPECTED AVERAGE OVERLAY THICKNESS IS 2 7/8". IF EXPECTED AVERAGE OVERLAY THICKNESS IS EXCEEDED BY MORE THAN 1/2", CONTACT THE STRUCTURES DESIGN SECTION.
- REMOVE EXPANSION BEARING ASSEMBLIES AT THE ABUTMENTS UNDER THE BID ITEM "REMOVING BEARINGS B-64-19" AND REPLACE WITH LAMINATED ELASTOMERIC BEARINGS.
- EXISTING FIXED BEARINGS AT THE PIER TO BE CLEANED AND PAINTED.
- CLEAN AND PAINT ALL EXPOSED STEEL SUPERSTRUCTURE SURFACES UNDERNEATH THE BRIDGE. THE SURFACES INCLUDE GIRDERS, DIAPHRAGMS, CROSS FRAMES, CONNECTIONS, FIXED BEARINGS, ETC. ALL CLEANING AND PAINTING TO BE PAID FOR AS "STRUCTURE REPAINTING RECYCLED ABRASIVE B-64-19". PAINT APPLICATIONS ON THE BEARINGS SHOULD BE BRUSHED ON.
- EXISTING STEEL SUPERSTRUCTURE AND BEARINGS SHALL BE PAINTED BLUE. AMS STANDARD COLOR NUMBER 25240.
- REMOVE ALL VEGETATION FROM EXISTING CONCRETE SLOPE PAVING, INCLUDED IN THE BID ITEM "VEGETATION REMOVAL B-64-19".
- THE UTILITY INFORMATION SHOWN ON THESE DRAWINGS CONCERNING TYPE AND LOCATION IS NOT GUARANTEED TO BE ACCURATE OR ALL-INCLUSIVE. THE CONTRACTOR IS RESPONSIBLE FOR MAKING HIS OWN DETERMINATION AS TO TYPE AND LOCATION OF UTILITIES AS MAY BE NECESSARY TO AVOID DAMAGE.
- REGULATED ASBESTOS CONTAINING MATERIAL WAS FOUND ON THIS STRUCTURE IN THE CASKETS UNDER ASBESTOS CONTAINING MATERIAL. SEE SPECIAL PROVISIONS FOR ADDITIONAL INFORMATION.
- CLEAN AND SEAL ABUTMENT SEATS AFTER COMPLETING ALL DECK REPAIRS, JOINT REPLACEMENT, AND BEARING REPLACEMENTS. PAID FOR AS "ABUTMENT SEAT CLEANING AND SEALING".

Addendum No. 01
ID 3839-03-73
Added Sheet 369B
October 22, 2020

NO.	DATE	REVISION	BY
STATE OF WISCONSIN DEPARTMENT OF TRANSPORTATION			
STRUCTURE B-64-19			
DRAWN		JTE	PLANS
CHECKED		PLANS	HDA
TYPICAL SECTION, GENERAL NOTES & QUANTITIES		SHEET 2 OF 9	
		369B	

PLOT SCALE : 4:1

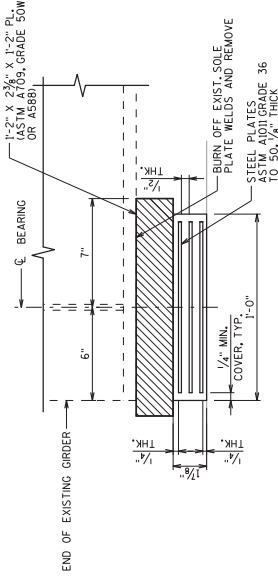
PLOT NAME : #FILE\$

PLOT BY : jmelispr

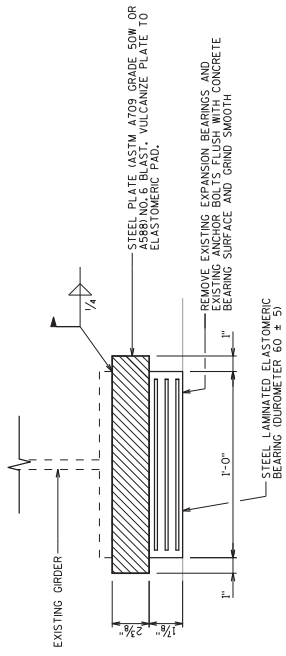
PLOT DATE : 9/4/2020 11:22:32 AM

PLOT NAME : #FILE\$

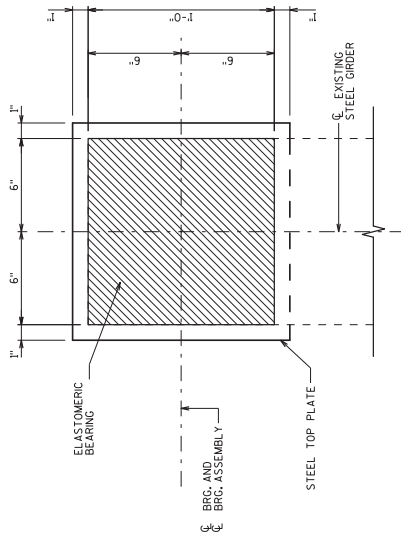
FILE NAME : \\s1w001\pwrproj\68977\B1\B-64-19\cbs\B19_081102_1s.dgn



SECTION THRU ABUTMENT BEARING



FRONT ELEVATION



PLAN VIEW

NOTES

- BEARINGS SHALL NOT BE PLACED AT A TEMPERATURE GREATER THAN 85 F.
- ALL MATERIAL USED FOR BEARINGS SHALL BE PAID FOR AT THE UNIT PRICE BID FOR "BEARING PADS ELASTOMERIC LAMINATED", EACH.
- ALL STRUCTURAL STEEL BEARING PLATES SHALL BE FLAT ROLLED WITH ALL SURFACES SMOOTH AND FREE FROM WARP AND ALL EDGES SMOOTH, STRAIGHT AND VERTICAL.
- ALL PLATE CUTS SHALL BE MACHINE OR MACHINE FLAME CUTS.
- GRIND EXIST. WELD THAT ATTACHED EXIST. TOP PLATE TO EXIST. BOTTOM FLANGE. GRIND AFFECTED AREAS SMOOTH.

Addendum No. 01
ID 3839-03-73
Added Sheet 369C
October 22, 2020

NO.	DATE	REVISION	BY
STATE OF WISCONSIN DEPARTMENT OF TRANSPORTATION			
STRUCTURE B-64-19			
DESIGNED BY	HDA	CHECKED BY	MSS
EXPANSION BEARINGS			SHEET 3 OF 9
			369C

PLOT SCALE : 0.666666:1

PLOT NAME : #FILE#

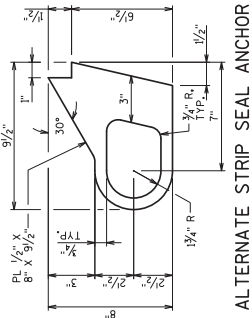
PLOT DATE : 1/27/2020 5:16:52 PM

PLOT BY : JPepperston

EXPANSION JOINT NOTES

ONE FIELD SPICE PERMITTED IN STEEL EXTRUSIONS, UNLESS MORE ARE REQUIRED FOR STAGED CONSTRUCTION, HANDLING OR GALVANIZING. NO SPlicing PERMITTED IN NEOPRENE STRIP SEAL. EXTRUSIONS MUST BE AFTER FABRICATION, BUT BEFORE SHORING, STRAIGHTEN STEEL EXTRUSIONS SUCH THAT THEY SHALL BE FREE FROM WARP, TWIST AND SWEER. FABRICATORS SHALL PROVIDE MEANS OF REMOVING GALVANIZED EXTRUSIONS CLEAN AND SMOOTH FORMING SURFACES AND PREPARE TO APPLYING LUBRICANT SANDBLAST PLATES, SUPPORTS, & EXTRUSIONS AFTER FABRICATION IN ACCORDANCE WITH SSPC SP. 6 "COMMERCIAL BLAST CLEANING". AFTER BLAST CLEANING, THE PLATES, SUPPORTS AND EXTRUSIONS SHALL BE HOT DIPPED GALVANIZED.

STRIP SEAL EXPANSION JOINT ASSEMBLY, INCLUDING ANCHOR STUDS AND HARDWARE TUBES, PAID FOR AT THE LINEAR FOOT PRICE BID FOR EXPANSION JOINT.



ALTERNATE STRIP SEAL ANCHOR

LEGEND

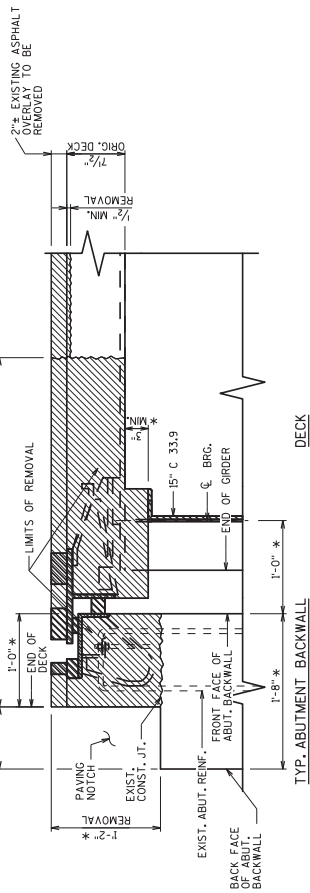
- ① NEOPRENE STRIP SEAL 14 - INCH & STEEL EXTRUSIONS.
- ② STUDS 5/8" DIA. X 6 3/4" LONG AT 6" ALTERNATE CENTERS. WELD TO EXTRUSIONS AND BEND AS SHOWN AFTER WELDING.
- ③ 1/2" THICK ANCHOR PLATE WITH 5/8" DIA. ROD OR ALTERNATE STRIP SEAL ANCHOR, WELD ROD TO ANCHOR PLATE, WELD ANCHOR PL. TO NO. 1 AT 1'-6" CENTERS BETWEEN GRIDDERS.
- ④ 3/4" DIA. THREADED ROD WITH 2 NUTS AND PLATE WASHERS, WELD THREADED ROD TO TOP FLANGE OR ATTACH BY BOLTING THRU FLANGE.
- ⑤ 3/4" DIA. THREADED ROD WITH 2 NUTS AND PLATE WASHERS, GROUT THREADED ROD INTO FIELD DRILLED HOLE IN ABUTMENT BACKWALL AS SHOWN.
- ⑥ 3/4" DIA. THREADED ROD WITH NUT, TACK WELD NUT TO NO. 5.
- ⑦ FABRICATE SUPPORT FROM 3/4" X 1/4" BAR AS SHOWN OR EQUIVALENT, ONE PER GRIDER PER SIDE. SHOP OR FIELD WELD TO NO. 1 FIELD WELDED, COVER WELDED AREAS WITH EPOXY-COATING MATERIAL, PROVIDE 1 1/2" DIA. HOLE FOR NO. 3 AND 1" DIA. HOLE FOR NO. 4.
- ⑧ SET JOINT OPENING AT 1 3/4".
- ⑨ EXISTING BARS ARE LIKELY TO BE CORRODED AND/OR DAMAGED DURING CONCRETE REMOVAL, PRESERVE AND INCORPORATE AS MUCH REBAR AS PRACTICAL, SUPPLEMENT WITH THE BARS INDICATED BY ⑩.
- ⑩ ADHESIVE ANCHORS, NO. 5 BARS, EMBED A MINIMUM OF 1'-0" INTO CONCRETE, SPACE AT 1'-0" MAX. AND AVOID EXPANSION JOINT HARDWARE, TURN 90° LEG AS NECESSARY TO FIT, ANCHORS SHALL BE APPROVED FOR USE IN CRACKED CONCRETE.
- ⑪ BARS PLACED PARALLEL TO GRIDDERS, SPACING PERPENDICULAR TO C. OF GRIDDERS.

NOTES

REFER TO "EXPANSION JOINT REINFORCEMENT" AND "BRUSH CURB REINFORCEMENT" SHEETS FOR ADDITIONAL INFORMATION AND DETAILS.

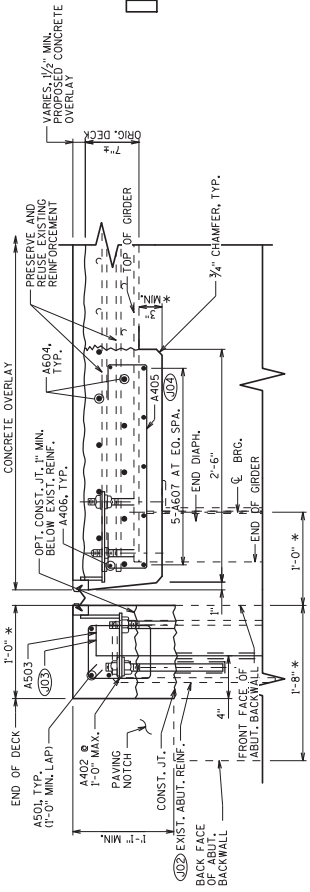
Addendum No. 01
ID 3839-03-73
Added Sheet 369D
October 22, 2020

NO.	DATE	REVISION	BY
STATE OF WISCONSIN DEPARTMENT OF TRANSPORTATION			
STRUCTURE B-64-19			
DRAWN		CHECKED	
JTE		HDA	
EXPANSION DEVICE			SHEET 4 OF 9
369D			



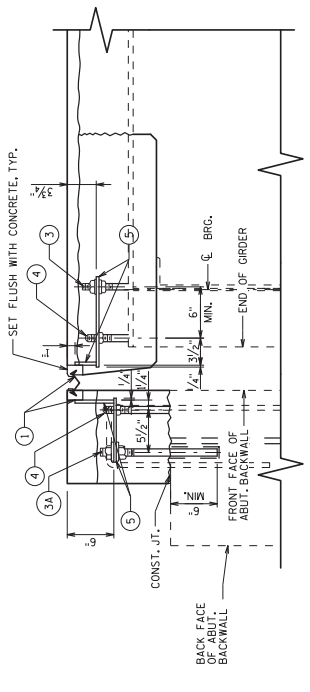
EXISTING SECTION AT ABUTMENTS BETWEEN CURBS

DIMENSIONS TAKEN NORMAL TO C. SUBSTRUCTURE
* DIMENSIONS SHOWN MATCH EXISTING PLANS
(EXISTING JOINT AT BRUSH CURB NOT SHOWN)



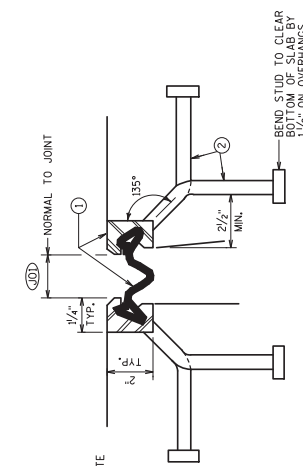
PROPOSED SECTION AT ABUTMENTS BETWEEN CURBS (REINF. DETAILS)

DIMENSIONS TAKEN NORMAL TO C. SUBSTRUCTURE
* DIMENSIONS SHOWN MATCH EXISTING PLANS
(EXISTING JOINT AT BRUSH CURB NOT SHOWN)



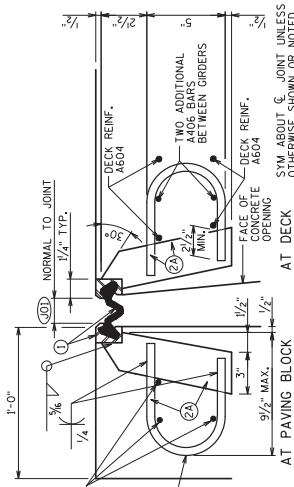
PROPOSED SECTION AT ABUTMENTS BETWEEN CURBS (EXPANSION DEVICE COMPONENTS)

DIMENSIONS TAKEN NORMAL TO C. SUBSTRUCTURE
* DIMENSIONS SHOWN MATCH EXISTING PLANS
(PROPOSED JOINT AT BRUSH CURB NOT SHOWN)



SECTION THRU JOINT

EXTERIOR GRIDER TO EDGE OF DECK AND AT BRUSH CURB



SECTION THRU JOINT

ROADWAY TRAFFIC AREA BETWEEN EXTERIOR GRIDDERS

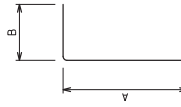
STATE PROJECT NUMBER
3839-03-73

BILL OF BARS

NOTE:
BILL OF BARS IS FOR BOTH ABUTMENTS.

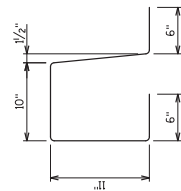
BAR MARK	NO. RECD.	LENGTH	SERIES	LOCATION
A501	30	6'-9"	X	PAVING BLOCK - HORIZ
A502	60	5'-0"	X	PAVING BLOCK - STIRRUP
A503	60	2'-7"	X	PAVING BLOCK - ANCHOR
A604	20	32'-2"	X	DECK - TRANSVERSE
A405	72	3'-5"	X	DIAPH. - STIRRUP
A406	24	9'-0"	X	DIAPH. - HORIZ. BTWN. GIRDERS
A607	30	9'-0"	X	DIAPH. - HORIZ. BTWN. GIRDERS
- - -				
- - -				
A510	24	3'-2"	X	CURB - STIRRUP
A511	16	2'-5"	X	CURB - VERTICAL

(10)

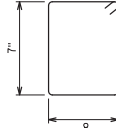


A503, A511

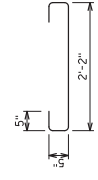
MARK	A	B
A503	1'-10"	10"
A511	1'-4"	1'-2"



A510



A402



A405

LEGEND

(10) ADHESIVE ANCHORS, NO. 5 BARS

Addendum No. 01
ID 3839-03-73
Added Sheet 369G
October 22, 2020

NO.	DATE	REVISION	BY
STATE OF WISCONSIN DEPARTMENT OF TRANSPORTATION			
STRUCTURE B-64-19			
DESIGNED BY	JTE	CHECKED BY	HDA
SHEET 7 OF 9			369G
BILL OF BARS			

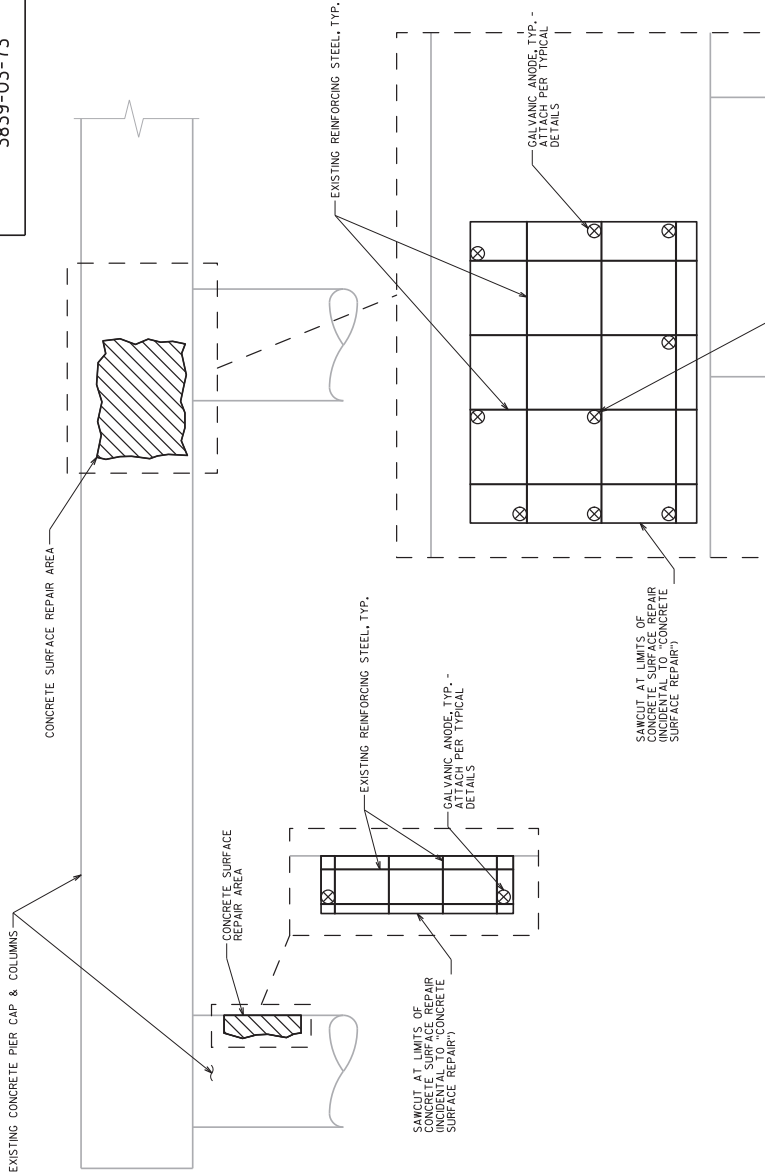
PLOT SCALE : 2 : 66667 : 1

PLOT NAME : \$FILE\$

PLOT BY : JTepperson

PLOT DATE : 1/27/2020 5:16:58 PM

FILE NAME : \\nrlw001\proj\proj\68977\B1\B-64-19\cds\B19_086505_bar.dgn

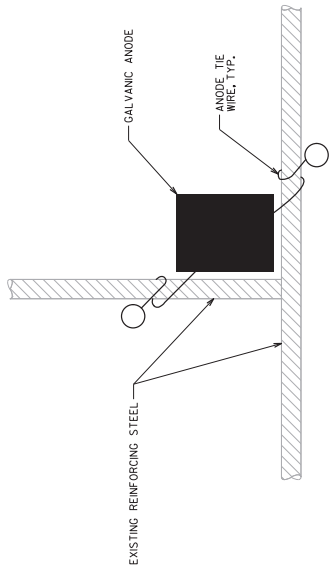


TYPICAL SUBSTRUCTURE REPAIR DETAIL

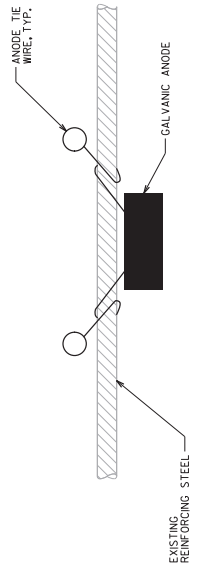
PIER SHOWN, ABUTMENT SIMILAR. SUPERSTRUCTURE OMITTED FOR CLARITY. VERTICAL SURFACE REPAIR SHOWN, HORIZONTAL SURFACE REPAIR SIMILAR.

NOTES

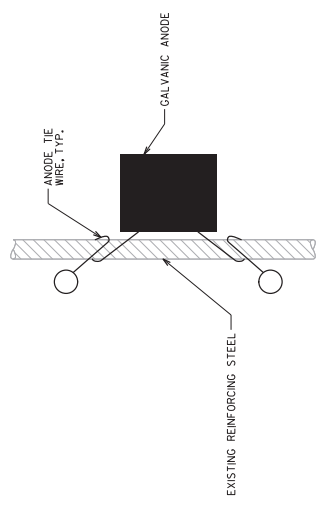
- SEE SPECIAL PROVISION "EMBEDDED GALVANIC ANODES" FOR SPECIAL MATERIALS, CONSTRUCTION, MEASUREMENT AND PAYMENT INFORMATION.
- EXISTING REINFORCING STEEL TO BE COMPLETELY CLEANED OF CORRODED MATERIAL PRIOR TO INSTALLATION OF GALVANIC ANODES.
- LOCATIONS OF GALVANIC ANODES SHOULD BE WITHIN 6" OF THE EDGE OF THE REPAIR AREA.
- AFTER PLACEMENT, GALVANIC ANODES SHOULD MAINTAIN A MINIMUM TOP COVER OF 1/2" AND A MINIMUM BOTTOM COVER OF 3/4".
- PROVIDE GALVANIC ANODES IN CONCRETE SURFACE REPAIR AREAS IN SUBSTRUCTURE ONLY.
- ESTIMATED ANODE QUANTITY ON PLANS IS BASED ON A MAXIMUM SPACING OF 24" AROUND PERIMETER OF CONCRETE SURFACE REPAIR AREA. ANODE QUANTITY SHOULD BE ADJUSTED TO MAINTAIN AN AVERAGE 50% CENTER-TO-CENTER SPACING OF ANODES IS NOT GREATER THAN 24" IN ANY DIRECTION.



TYPICAL INSTALLATION AT BAR STEEL INTERSECTION



TYPICAL INSTALLATION BELOW BAR STEEL (HORIZONTAL)



TYPICAL INSTALLATION BESIDE BAR STEEL (VERTICAL)

Addendum No. 01
ID 3839-03-73
Added Sheet 3691
October 22, 2020

NO.	DATE	REVISION	BY
STATE OF WISCONSIN DEPARTMENT OF TRANSPORTATION			
STRUCTURE B-64-19			
DRAWN		JTE	PKS
CHECKED		HDA	
SHEET 9 OF 9			3691
GALVANIC ANODES			

PLOT SCALE : 0.333333:1

PLOT NAME : #FILE\$

PLOT BY : JPepperson

PLOT DATE : 1/27/2020 5:17:01 PM

FILE NAME : \\nrlw001\proj\proj\68977\618-64-19\cads\B19_086001.dwg



Wisconsin Department of Transportation

Division of Transportation Systems Development

Bureau of Project Development
4822 Madison Yards Way, 4th Floor South
Madison, WI 53705

November 3, 2020

Telephone: (608) 266-1631
Facsimile (FAX): (608) 266-8459

NOTICE TO ALL CONTRACTORS:

Proposal #19: 3839-03-73, WISC 2020 540
Various Bridge Locations
USH 12
USH 12
Walworth County

Letting of November 10, 2020

This is Addendum No. 02, which provides for the following:

Schedule of Items:

Revised Bid Item Quantities					
Bid Item	Item Description	Unit	Old Quantity	Revised Quantity	Proposal Total
643.0500	Traffic Control Flexible Tubular Markers Posts	EA	2,955	-955	2,000
643.0600	Traffic Control Flexible Tubular Markers Bases	EA	2,955	-955	2,000

Added Bid Item Quantities					
Bid Item	Item Description	Unit	Old Quantity	Revised Quantity	Proposal Total
628.7570	Rock Bags	EA	0	100	100

Plan Sheets:

Revised Plan Sheets	
Plan Sheet	Plan Sheet Title (brief description of changes to sheet)
182	MISCELLANEOUS QUANTITIES
187	MISCELLANEOUS QUANTITIES

Schedule of Items

Attached, dated November 03, 2020, are the revised Schedule of Items Pages 12 and 15.

Plan Sheets

The following 8½ x 11-inch sheets are attached and made part of the plans for this proposal:
Revised: 182 and 187.

The responsibility for notifying potential subcontractors and suppliers of these changes remains with the prime contractor.

Sincerely,

Mike Coleman

Proposal Development Specialist
Proposal Management Section

END OF ADDENDUM

Addendum No. 02
ID 3839-03-73
Revised Sheet 182
November 3, 2020

GEOTEXTILE TYPE HR

CATEGORY	LOCATION	STATION - STATION	645.0120	
			GEOTEXTILE TYPE HR	SY
0010	USH 12 AT PELL LAKE DRIVE	280+00 - 350+00		70
	USH 12 AT CLOVER ROAD	350+00 - 400+00		35
	<u>CTHB</u>	46+43 - 53+76		40
	<u>CLOVER ROAD</u>	45+17 - 55+56		40
	<u>N. BLOOMFIELD ROAD</u>	45+62 - 53+92		40
	<u>E. TOWNLINE ROAD</u>	46+16 - 52+90		40
	<u>UNDISTRIBUTED</u>			75
<u>TOTALS</u>				<u>340</u>

TURBIDITY BARRIER

CATEGORY	LOCATION	STATION - STATION	628.6005	
			TURBIDITY BARRIER	SY
0010	USH 12 AT NIPPERSINK CREEK	209+00 - 209+50		36
		209+00 - 209+50		39
<u>TOTALS</u>				<u>75</u>

<u>ROCK BAGS</u>		
CATEGORY	LOCATION	628.7570 ROCK BAGS EACH
0010	<u>UNDISTRIBUTED</u>	100
<u>TOTALS</u>		<u>100</u>

PROJECT NO: 3839-03-73

HWY: USH 12

COUNTY: WALWORTH

MISCELLANEOUS QUANTITIES

SHEET: 182

E

CONTINUED FROM PREVIOUS SHEET

TRAFFIC CONTROL ITEMS

3

3

CATEGORY	STAGE	ROADWAY	DURATION DAYS	643.0300	643.0420	643.0500*	643.0600*	643.0705	643.0715	643.0800	643.0900	643.1050
				TRAFFIC CONTROL DRUMS	TRAFFIC CONTROL BARRICADES TYPE III	TRAFFIC CONTROL FLEXIBLE TUBULAR MARKERS POSTS BASES	TRAFFIC CONTROL FLEXIBLE TUBULAR MARKERS POSTS BASES	TRAFFIC CONTROL WARNING LIGHTS TYPE A	TRAFFIC CONTROL WARNING LIGHTS TYPE C	TRAFFIC CONTROL ARROW BOARDS	TRAFFIC CONTROL SIGNS	TRAFFIC CONTROL PCMS DAYS
				EACH**	EACH**	EACH**	EACH**	EACH**	EACH**	EACH**	EACH**	EACH**
				DAYS	DAYS	DAYS	DAYS	DAYS	DAYS	DAYS	DAYS	DAYS
2	USH 12		121	326	53	880	880	106	133	1	146	-
				39,446	6,413			12,826	16,093	1	17,666	
		PELL LAKE DRIVE	14	43	8	-	-	224	-	-	18	-
		CLOVER ROAD	50	-	18	-	-	1,800	-	-	14	-
		N. BLOOMFIELD ROAD	28	6	22	-	-	1,232	-	-	22	-
		SUBTOTALS		40,216	8,041	880	880	16,082	16,093	121	19,234	-
3	USH 12 AT SOUTH CROSSOVER		27	180	9	-	-	18	17	2	33	-
				4,860	243	-	-	486	459	54	891	-
		SUBTOTALS		10,950	1,928	185	185	3,766	3,116	149	4,441	28
		UNDISTRIBUTED		119,600	20,300	1,945	1,945	40,500	33,500	1,150	48,700	28
		TOTALS										

*ADDITIONAL QUANTITIES FOUND ELSEWHERE

Addendum No. 02
ID 3839-03-73
Revised Sheet 187
November 3, 2020



Proposal Schedule of Items

Proposal ID: 20201110019 Project(s): 3839-03-73

Federal ID(s): WISC 2020540

SECTION: 0001 Roadway Items

Alt Set ID: Alt Mbr ID:

Proposal Line Number	Item ID Description	Approximate Quantity and Units	Unit Price	Bid Amount
0334	643.0500 Traffic Control Flexible Tubular Marker Posts	2,000.000 EACH	_____.	_____.
0336	643.0600 Traffic Control Flexible Tubular Marker Bases	2,000.000 EACH	_____.	_____.
0338	643.0705 Traffic Control Warning Lights Type A	40,500.000 DAY	_____.	_____.
0340	643.0715 Traffic Control Warning Lights Type C	33,500.000 DAY	_____.	_____.
0342	643.0800 Traffic Control Arrow Boards	1,150.000 DAY	_____.	_____.
0344	643.0900 Traffic Control Signs	48,700.000 DAY	_____.	_____.
0346	643.0910 Traffic Control Covering Signs Type I	15.000 EACH	_____.	_____.
0348	643.0920 Traffic Control Covering Signs Type II	70.000 EACH	_____.	_____.
0350	643.1000 Traffic Control Signs Fixed Message	392.000 SF	_____.	_____.
0352	643.1050 Traffic Control Signs PCMS	28.000 DAY	_____.	_____.
0354	643.5000 Traffic Control	1.000 EACH	_____.	_____.
0356	645.0111 Geotextile Type DF Schedule A	4.000 SY	_____.	_____.
0358	645.0120 Geotextile Type HR	391.000 SY	_____.	_____.
0360	646.1020 Marking Line Epoxy 4-Inch	14,080.000 LF	_____.	_____.
0362	646.1040 Marking Line Grooved Wet Ref Epoxy 4-Inch	119,940.000 LF	_____.	_____.
0364	646.1050 Marking Line Grooved Permanent Tape 4-Inch	23,405.000 LF	_____.	_____.



Proposal Schedule of Items

Proposal ID: 20201110019 Project(s): 3839-03-73

Federal ID(s): WISC 2020540

SECTION: 0001 Roadway Items

Alt Set ID: Alt Mbr ID:

Proposal Line Number	Item ID Description	Approximate Quantity and Units	Unit Price	Bid Amount
0426	SPV.0105 Special 4003. Vegetation Removal B-64-22	LS	LUMP SUM	_____.
0428	SPV.0105 Special 4006. Vegetation Removal B-64-25	LS	LUMP SUM	_____.
0430	SPV.0105 Special 4007. Vegetation Removal B-64-25	LS	LUMP SUM	_____.
0432	SPV.0105 Special 4008. Vegetation Removal B-64-27	LS	LUMP SUM	_____.
0434	SPV.0165 Special 4001. Fiber Wrap Reinforcing Non-Structural	820.000 SF	_____.	_____.
0436	SPV.0180 Special 4001. Abutment Seat Cleaning and Sealing	111.000 SY	_____.	_____.
0438	628.7570 Rock Bags	100.000 EACH	_____.	_____.
Section: 0001			Total:	_____.
			Total Bid:	_____.