

# HIGHWAY WORK PROPOSAL

Wisconsin Department of Transportation  
06/2017 s.66.0901(7) Wis. Stats

Proposal Number: **029**

<u>COUNTY</u>	<u>STATE PROJECT</u>	<u>FEDERAL</u>	<u>PROJECT DESCRIPTION</u>	<u>HIGHWAY</u>
Douglas	1198-03-74	WISC 2019752	C Superior, East Second Street; 2nd Avenue East To 31st Avenue East	USH 002

## ADDENDUM REQUIRED ATTACHED AT BACK

This proposal, submitted by the undersigned bidder to the Wisconsin Department of Transportation, is in accordance with the advertised request for proposals. The bidder is to furnish and deliver all materials, and to perform all work for the improvement of the designated project in the time specified, in accordance with the appended Proposal Requirements and Conditions.

Proposal Guaranty Required: \$100,000.00 Payable to: Wisconsin Department of Transportation	Attach Proposal Guaranty on back of this PAGE.
Bid Submittal Date: December 10, 2019 Time (Local Time): 9:00 am	Firm Name, Address, City, State, Zip Code
Contract Completion Time October 01, 2020	<b>SAMPLE</b> <b>NOT FOR BIDDING PURPOSES</b>
Assigned Disadvantaged Business Enterprise Goal 8%	This contract is exempt from federal oversight.

This certifies that the undersigned bidder, duly sworn, is an authorized representative of the firm named above; that the bidder has examined and carefully prepared the bid from the plans, Highway Work Proposal, and all addenda, and has checked the same in detail before submitting this proposal or bid; and that the bidder or agents, officer, or employees have not, either directly or indirectly, entered into any agreement, participated in any collusion, or otherwise taken any action in restraint of free competitive bidding in connection with this proposal bid.

Do not sign, notarize, or submit this Highway Work Proposal when submitting an electronic bid on the Internet.

Subscribed and sworn to before me this date \_\_\_\_\_

\_\_\_\_\_  
(Signature, Notary Public, State of Wisconsin)

\_\_\_\_\_  
(Bidder Signature)

\_\_\_\_\_  
(Print or Type Name, Notary Public, State Wisconsin)

\_\_\_\_\_  
(Print or Type Bidder Name)

\_\_\_\_\_  
(Date Commission Expires)

\_\_\_\_\_  
(Bidder Title)

Notary Seal

Type of Work: Excavation, Base, HMA Pavment, Concrete Pavement, Curb and Gutter, Sidewalk, Pavement Marking, Traffic Signals, Structure Rehabilitation, Structure Painting	For Department Use Only
Notice of Award Dated	Date Guaranty Returned

**PLEASE ATTACH  
PROPOSAL GUARANTY HERE**

**Effective with November 2007 Letting**

## **PROPOSAL REQUIREMENTS AND CONDITIONS**

The bidder, signing and submitting this proposal, agrees and declares as a condition thereof, to be bound by the following conditions and requirements.

If the bidder has a corporate relationship with the proposal design engineering company, the bidder declares that it did not obtain any facts, data, or other information related to this proposal from the design engineering company that was not available to all bidders.

The bidder declares that they have carefully examined the site of, and the proposal, plans, specifications and contract forms for the work contemplated, and it is assumed that the bidder has investigated and is satisfied as to the conditions to be encountered, as to the character, quality, and quantities of work to be performed and materials to be furnished, and as to the requirements of the specifications, special provisions and contract. It is mutually agreed that submission of a proposal shall be considered conclusive evidence that the bidder has made such examination.

The bidder submits herewith a proposal guaranty in proper form and amount payable to the party as designated in the advertisement inviting proposals, to be retained by and become the property of the owner of the work in the event the undersigned shall fail to execute the contract and contract bond and return the same to the office of the engineer within fourteen (14) days after having been notified in writing to do so; otherwise to be returned.

The bidder declares that they understand that the estimate of quantities in the attached schedule is approximate only and that the attached quantities may be greater or less in accordance with the specifications.

The bidder agrees to perform the said work, for and in consideration of the payment of the amount becoming due on account of work performed, according to the unit prices bid in the following schedule, and to accept such amounts in full payment of said work.

The bidder declares that all of the said work will be performed at their own proper cost and expense, that they will furnish all necessary materials, labor, tools, machinery, apparatus, and other means of construction in the manner provided in the applicable specifications and the approved plans for the work together with all standard and special designs that may be designed on such plans, and the special provisions in the contract of which this proposal will become a part, if and when accepted. The bidder further agrees that the applicable specifications and all plans and working drawings are made a part hereof, as fully and completely as if attached hereto.

The bidder, if awarded the contract, agrees to begin the work not later than ten (10) days after the date of written notification from the engineer to do so, unless otherwise stipulated in the special provisions.

The bidder declares that if they are awarded the contract, they will execute the contract agreement and begin and complete the work within the time named herein, and they will file a good and sufficient surety bond for the amount of the contract for performance and also for the full amount of the contract for payment.

The bidder, if awarded the contract, shall pay all claims as required by Section 779.14, Statutes of Wisconsin, and shall be subject to and discharge all liabilities for injuries pursuant to Chapter 102 of the Statutes of Wisconsin, and all acts amendatory thereto. They shall further be responsible for any damages to property or injury to persons occurring through their own negligence or that of their employees or agents, incident to the performance of work under this contract, pursuant to the Standard Specifications for Road and Bridge Construction applicable to this contract.

In connection with the performance of work under this contract, the contractor agrees to comply with all applicable state and federal statutes relating to non-discrimination in employment. No otherwise qualified person shall be excluded from employment or otherwise be subject to discrimination in employment in any manner on the basis of age, race, religion, color, gender, national origin or ancestry, disability, arrest or conviction record (in keeping with s.111.32), sexual orientation, marital status, membership in the military reserve, honesty testing, genetic testing, and outside use of lawful products. This provision shall include, but not be limited to the following: employment, upgrading, demotion or transfer; recruitment or recruitment advertising; layoff or termination; rates of pay or other forms of compensation, and selection for training, including apprenticeship. The contractor further agrees to ensure equal opportunity in employment to all applicants and employees and to take affirmative action to attain a representative workforce.

The contractor agrees to post notices and posters setting forth the provisions of the nondiscrimination clause, in a conspicuous and easily accessible place, available for employees and applicants for employment.

If a state public official (section 19.42, Stats.) or an organization in which a state public official holds at least a 10% interest is a party to this agreement, this contract is voidable by the state unless appropriate disclosure is made to the State of Wisconsin Ethics Board.

## **Effective with August 2015 Letting**

### **BID PREPARATION**

#### **Preparing the Proposal Schedule of Items**

##### **A General**

- (1) Obtain bidding proposals as specified in section 102 of the standard specifications prior to 11:45 AM of the last business day preceding the letting. Submit bidding proposals using one of the following methods:
  1. Electronic bid on the internet.
  2. Electronic bid on a printout with accompanying diskette or CD ROM.
  3. Paper bid under a waiver of the electronic submittal requirements.
- (2) Bids submitted on a printout with accompanying diskette or CD ROM or paper bids submitted under a waiver of the electronic submittal requirements govern over bids submitted on the internet.

- (3) The department will provide bidding information through the department's web site at:  
<https://wisconsindot.gov/Pages/doing-bus/contractors/hcci/bid-let.aspx>

The contractor is responsible for reviewing this web site for general notices as well as information regarding proposals in each letting. The department will also post special notices of all addenda to each proposal through this web site no later than 4:00 PM local time on the Thursday before the letting. Check the department's web site after 5:00 PM local time on the Thursday before the letting to ensure all addenda have been accounted for before preparing the bid. When bidding using methods 1 and 2 above, check the Bid Express™ on-line bidding exchange at <http://www.bidx.com/> after 5:00 PM local time on the Thursday before the letting to ensure that the latest schedule of items Expedite file (\*.ebs or \*.00x) is used to submit the final bid.

- (4) Interested parties can subscribe to the Bid Express™ on-line bidding exchange by following the instructions provided at the [www.bidx.com](http://www.bidx.com) web site or by contacting:

Info Tech Inc.  
5700 SW 34th Street, Suite 1235  
Gainesville, FL 32608-5371  
email: <mailto:customer.support@bidx.com>

- (5) The department will address equipment and process failures, if the bidder can demonstrate that those failures were beyond their control.
- (6) Contractors are responsible for checking on the issuance of addenda and for obtaining the addenda. Notice of issuance of addenda is posted on the department's web site at:  
<https://wisconsindot.gov/Pages/doing-bus/contractors/hcci/bid-let.aspx>

or by calling the department at (608) 266-1631. Addenda can ONLY be obtained from the department's web site listed above or by picking up the addenda at the Bureau of Highway Construction, 4<sup>th</sup> floor, 4822 Madison Yards Way, Madison, WI, during regular business hours.

- (7) Addenda posted after 5:00 PM on the Thursday before the letting will be emailed to the eligible bidders for that proposal. All eligible bidders shall acknowledge receipt of the addenda whether they are bidding on the proposal or not. Not acknowledging receipt may jeopardize the awarding of the project.

##### **B Submitting Electronic Bids**

###### **B.1 On the Internet**

- (1) Do the following before submitting the bid:
  1. Have a properly executed annual bid bond on file with the department.

2. Have a digital ID on file with and enabled by Info Tech Inc. Using this digital ID will constitute the bidder's signature for proper execution of the bidding proposal.
- (2) In lieu of preparing, delivering, and submitting the proposal as specified in 102.6 and 102.9 of the standard specifications, submit the proposal on the internet as follows:
  1. Download the latest schedule of items reflecting all addenda from the Bid Express™ web site.
  2. Use Expedite™ software to enter a unit price for every item in the schedule of items.
  3. Submit the bid according to the requirements of Expedite™ software and the Bid Express™ web site. Do not submit a bid on a printout with accompanying diskette or CD ROM or a paper bid. If the bidder does submit a bid on a printout with accompanying diskette or a paper bid in addition to the internet submittal, the department will disregard the internet bid.
  4. Submit the bid before the hour and date the Notice to Contractors designates.
  5. Do not sign, notarize, and return the bidding proposal described in 102.2 of the standard specifications.
- (3) The department will not consider the bid accepted until the hour and date the Notice to Contractors designates.

## **B.2 On a Printout with Accompanying Diskette or CD ROM**

- (1) Download the latest schedule of items from the Wisconsin pages of the Bid Express™ web site reflecting the latest addenda posted on the department's web site at:  
<https://wisconsindot.gov/Pages/doing-bus/contractors/hcci/bid-let.aspx>  
Use Expedite™ software to prepare and print the schedule of items. Provide a valid amount for all price fields. Follow instructions and review the help screens provided on the Bid Express™ web site to assure that the schedule of items is prepared properly.
- (2) Staple an 8 1/2 by 11 inch printout of the Expedite™ generated schedule of items to the other proposal documents submitted to the department as a part of the bidder's sealed bid. As a separate submittal, not in the sealed bid envelop but due at the same time and place as the sealed bid, also provide the Expedite™ generated schedule of items on a 3 1/2 inch computer diskette or CD ROM. Label each diskette or CD ROM with the bidder's name, the 4 character department-assigned bidder identification code from the top of the bidding proposal, and a list of the proposal numbers included on that diskette or CD ROM as indicated in the following example:

**Bidder Name**

**BN00**

**Proposals: 1, 12, 14, & 22**

- (3) If bidding on more than one proposal in the letting, the bidder may include all proposals for that letting on one diskette or CD ROM. Include only submitted proposals with no incomplete or other files on the diskette or CD ROM.
- (4) The bidder-submitted printout of the Expedite™ generated schedule of items is the governing contract document and must conform to the requirements of section 102 of the standard specifications. If a printout needs to be altered, cross out the printed information with ink or typewriter and enter the new information and initial it in ink. If there is a discrepancy between the printout and the diskette or CD ROM, the department will analyze the bid using the printout information.
- (5) In addition to the reasons specified in section 102 of the standard specifications, proposals are irregular and the department may reject them for one or more of the following:
  1. The check code printed on the bottom of the printout of the Expedite™ generated schedule of items is not the same on each page.
  2. The check code printed on the printout of the Expedite™ generated schedule of items is not the same as the check code for that proposal provided on the diskette or CD ROM.

3. The diskette or CD ROM is not submitted at the time and place the department designates.

### **C Waiver of Electronic Submittal**

- (1) The bidder may request a waiver of the electronic submittal requirements. Submit a written request for a waiver in lieu of bids submitted on the internet or on a printout with accompanying diskette or CD ROM. Use the waiver that was included with the paper bid document sent to the bidder or type up a waiver on the bidder's letterhead. The department will waive the electronic submittal requirements for a bidding entity (individual, partnership, joint venture, corporation, or limited liability company) for up to 4 individual proposals in a calendar year. The department may allow additional waivers for equipment malfunctions.
- (2) Submit a schedule of items on paper conforming to section 102 of the standard specifications. The department charges the bidder a \$75 administrative fee per proposal, payable at the time and place the department designates for receiving bids, to cover the costs of data entry. The department will accept a check or money order payable to: "Wisconsin, Dept. of Transportation."
- (3) In addition to the reasons specified in section 102 of the standard specifications, proposals are irregular and the department may reject them for one or more of the following:
  1. The bidder fails to provide the written request for waiver of the electronic submittal requirements.
  2. The bidder fails to pay the \$75 administrative fee before the time the department designates for the opening of bids unless the bidder requests on the waiver that they be billed for the \$75.
  3. The bidder exceeds 4 waivers of electronic submittal requirements within a calendar year.
- (4) In addition to the reasons specified in section 102 of the standard specifications, the department may refuse to issue bidding proposals for future contracts to a bidding entity that owes the department administrative fees for a waiver of electronic submittal requirements.

# PROPOSAL BID BOND

DT1303 1/2006

Wisconsin Department of Transportation

Proposal Number	Project Number	Letting Date
Name of Principal		
Name of Surety	State in Which Surety is Organized	

We, the above-named Principal and the above-named Surety, are held and firmly bound unto the State of Wisconsin in the sum equal to the Proposal Guaranty for the total bid submitted for the payment to be made; we jointly and severally bind ourselves, our heirs, executors, administrators, successors and assigns. The condition of this obligation is that the Principal has submitted a bid proposal to the State of Wisconsin acting through the Department of Transportation for the improvement designated by the Proposal Number and Letting Date indicated above.

If the Principal is awarded the contract and, within the time and manner required by law after the prescribed forms are presented for signature, enters into a written contract in accordance with the bid, and files the bond with the Department of Transportation to guarantee faithful performance and payment for labor and materials, as required by law, or if the Department of Transportation shall reject all bids for the work described, then this obligation shall be null and void; otherwise, it shall be and remain in full force and effect. In the event of failure of the Principal to enter into the contract or give the specified bond, the Principal shall pay to the Department of Transportation **within 10 business days of demand** a total equal to the Proposal Guaranty as liquidated damages; the liability of the Surety continues for the full amount of the obligation as stated until the obligation is paid in full.

The Surety, for value received, agrees that the obligations of it and its bond shall not be impaired or affected by any extension of time within which the Department of Transportation may accept the bid; and the Surety does waive notice of any such extension.

IN WITNESS, the Principal and Surety have agreed and have signed by their proper officers and have caused their corporate seals to be affixed this date: **(DATE MUST BE ENTERED)**

## PRINCIPAL

\_\_\_\_\_  
(Company Name) **(Affix Corporate Seal)**

\_\_\_\_\_  
(Signature and Title)

\_\_\_\_\_  
(Company Name)

\_\_\_\_\_  
(Signature and Title)

\_\_\_\_\_  
(Company Name)

\_\_\_\_\_  
(Signature and Title)

\_\_\_\_\_  
(Company Name)

\_\_\_\_\_  
(Signature and Title)

## NOTARY FOR PRINCIPAL

\_\_\_\_\_  
(Date)

State of Wisconsin )  
 ) ss.  
\_\_\_\_\_ County )

On the above date, this instrument was acknowledged before me by the named person(s).

\_\_\_\_\_  
(Signature, Notary Public, State of Wisconsin)

\_\_\_\_\_  
(Print or Type Name, Notary Public, State of Wisconsin)

\_\_\_\_\_  
(Date Commission Expires)

**Notary Seal**

\_\_\_\_\_  
(Name of Surety) **(Affix Seal)**

\_\_\_\_\_  
(Signature of Attorney-in-Fact)

## NOTARY FOR SURETY

\_\_\_\_\_  
(Date)

State of Wisconsin )  
 ) ss.  
\_\_\_\_\_ County )

On the above date, this instrument was acknowledged before me by the named person(s).

\_\_\_\_\_  
(Signature, Notary Public, State of Wisconsin)

\_\_\_\_\_  
(Print or Type Name, Notary Public, State of Wisconsin)

\_\_\_\_\_  
(Date Commission Expires)

**Notary Seal**

**IMPORTANT: A certified copy of Power of Attorney of the signatory agent must be attached to the bid bond.**





# CERTIFICATE OF ANNUAL BID BOND

DT1305 8/2003

Wisconsin Department of Transportation

Time Period Valid (From/To)	
Name of Surety	
Name of Contractor	
Certificate Holder	Wisconsin Department of Transportation

This is to certify that an annual bid bond issued by the above-named Surety is currently on file with the Wisconsin Department of Transportation.

This certificate is issued as a matter of information and conveys no rights upon the certificate holder and does not amend, extend or alter the coverage of the annual bid bond.

**Cancellation:** Should the above policy be cancelled before the expiration date, the issuing surety will give thirty (30) days written notice to the certificate holder indicated above.

\_\_\_\_\_  
(Signature of Authorized Contractor Representative)

\_\_\_\_\_  
(Date)



## March 2010

## LIST OF SUBCONTRACTORS

Section 66.0901(7), Wisconsin Statutes, provides that as a part of the proposal, the bidder also shall submit a list of the subcontractors the bidder proposes to contract with and the class of work to be performed by each. In order to qualify for inclusion in the bidder's list a subcontractor shall first submit a bid in writing, to the general contractor at least 48 hours prior to the time of the bid closing. The list may not be added to or altered without the written consent of the municipality. A proposal of a bidder is not invalid if any subcontractor and the class of work to be performed by the subcontractor has been omitted from a proposal; the omission shall be considered inadvertent or the bidder will perform the work personally.

No subcontract, whether listed herein or later proposed, may be entered into without the written consent of the Engineer as provided in Subsection 108.1 of the Standard Specifications.

[illegible]

**DECEMBER 2000**

**CERTIFICATION REGARDING DEBARMENT, SUSPENSION, AND OTHER  
RESPONSIBILITY MATTERS - PRIMARY COVERED TRANSACTIONS**

Instructions for Certification

1. By signing and submitting this proposal, the prospective contractor is providing the certification set out below.
2. The inability of a person to provide the certification required below will not necessarily result in denial of participation in this covered transaction. The prospective contractor shall submit an explanation of why it cannot provide the certification set out below. The certification or explanation will be considered in connection with the department or agency's determination whether to enter into this transaction. However, failure of the prospective contractor to furnish a certification or an explanation shall disqualify such person from participation in this transaction.
3. The certification in this clause is a material representation of fact upon which reliance was placed when the department determined to enter into this transaction. If it is later determined that the contractor knowingly rendered an erroneous certification in addition to other remedies available to the Federal Government the department may terminate this transaction for cause or default.
4. The prospective contractor shall provide immediate written notice to the department to whom this proposal is submitted if at any time the prospective contractor learns that its certification was erroneous when submitted or has become erroneous by reason of changed circumstances.
5. The terms "covered transaction," "debarred," "suspended," "ineligible," "lower tier covered transaction," "participant," "person," "primary covered transaction," "principal," "proposal," and "voluntarily excluded," as used in this clause, have the meanings set out in the Definitions and Coverage sections of the rules implementing Executive Order 12549. You may contact the department to which this proposal is being submitted for assistance in obtaining a copy of those regulations.
6. The prospective contractor agrees by submitting this proposal that, should this contract be entered into, it shall not knowingly enter into any lower tier covered transaction with a person who is debarred, suspended, declared ineligible, or voluntarily excluded from participation in this covered transaction, unless authorized by the department entering into this transaction.
7. The prospective contractor further agrees by submitting this proposal that it will include the clause titled "Certification Regarding Debarment, Suspension, Ineligibility and Voluntary Exclusion-Lower Tier Covered Transaction," which is included as an addendum to PR-1273 - "Required Contract Provisions Federal Aid Construction Contracts," without

modification, in all lower tier covered transactions and in all solicitations for lower tier covered transactions.

8. The contractor may rely upon a certification of a prospective subcontractor/materials supplier that it is not debarred, suspended, ineligible, or voluntarily excluded from the covered transaction, unless it knows that the certification is erroneous. A contractor may decide the method and frequency by which it determines the eligibility of its principals. Each contractor may, but is not required to, check the Disapproval List (telephone # 608/266/1631).
9. Nothing contained in the foregoing shall be construed to require establishment of a system of records in order to render in good faith the certification required by this clause. The knowledge and information of a contractor is not required to exceed that which is normally possessed by a prudent person in the ordinary course of business dealings.
10. Except for transactions authorized under paragraph 6 of these instructions, if a contractor in a covered transaction knowingly enters into a lower tier covered transaction with a person who is suspended, debarred, ineligible or voluntarily excluded from participation in this transaction, in addition to other remedies available to the Federal Government, the department may terminate this transaction for cause or default.

Certification Regarding Debarment, Suspension, and Other Responsibility Matters - Primary Covered Transactions

- (1) The prospective contractor certifies to the best of its knowledge and belief, that it and its principals:
  - (a) Are not presently debarred, suspended, proposed for debarment, declared ineligible, or voluntarily excluded from covered transactions by any Federal department or agency;
  - (b) Have not within a three-year period preceding this proposal been convicted of or had a civil judgment rendered against them for commission of fraud or a criminal offense in connection with obtaining, attempting to obtain, or performing a public (Federal, State or local) transaction or contract under a public transaction; violation of Federal or State antitrust statutes or commission of embezzlement, theft, forgery, bribery, falsification or destruction of records, making false statements or receiving stolen property;
  - (c) Are not presently indicted for or otherwise criminally or civilly charged by a governmental entity (Federal, State or local) with commission of any of the offense enumerated in paragraph (1)(b) of this certification; and
  - (d) Have not within a three-year period preceding this proposal had one or more public transactions (Federal, State or local) terminated for cause or default.
- (2) Where the prospective contractor is unable to certify to any of the statements in this certification, such prospective contractor shall attach an explanation to this proposal.

## Special Provisions

### Table of Contents

Article	Description	Page #
1.	General.....	3
2.	Scope of Work.....	3
3.	Prosecution and Progress.....	3
4.	Traffic. ....	4
5.	Holiday Work Restrictions.....	6
6.	Utilities.....	7
7.	Other Contracts.....	10
8.	Railroad Insurance and Coordination - BNSF Railway Company. ....	10
9.	BNSF Railroad Company Requirements. ....	11
10.	BNSF Railroad Right of Entry Exhibit "C". ....	12
11.	BNSF Railroad Right of Entry Exhibit "C-1". ....	22
12.	Hauling Restrictions. ....	31
13.	Roadway Maintenance.....	31
14.	Notice to Contractor – Contamination Beyond Construction Limits.....	31
15.	Notice to Contractor, Verification of Asbestos Inspection, No Asbestos Found. ....	31
16.	Notice to Contractor, Environmental Commitments and Environmentally Sensitive areas. ....	31
17.	Notice to Contractor – Traffic Signal Equipment Lead Time and Coordination. ....	32
18.	Notice to Contractor, Construction Equipment Height Notification – FAA Regulations.....	32
19.	Archaeological Site. ....	32
20.	Coordination with Businesses and Residents.....	33
21.	Municipality Acceptance of Sanitary Sewer Construction.....	33
22.	Incentive/Disincentive for Interim Completion of Work, Item 108.3100.S.....	33
23.	Debris Containment B-16-68, Item 203.0225.S.01.....	34
24.	Removing Pavement, Curb & Gutter, and Concrete Sidewalk. ....	34
25.	Removing Concrete Surface Partial Depth, Item 204.0109.S. ....	35
26.	Removing Traffic Signals USH 53 & USH 2/Belknap St, Item 204.9105.01.....	35
27.	Removing Concrete Median, Item 204.9180.S.01.....	36
28.	Preparation of Foundation for Asphaltic Paving.....	36
29.	Concrete Pavement 9-Inch, Item 415.0090; Concrete Pavement Repair, Item 416.1710; Concrete Pavement Replacement, Item 416.1720.....	37
30.	Reheating HMA Pavement Longitudinal Joints, Item 460.4110.S.....	38
31.	Expansion Device, B-16-68.....	39
32.	Removing Bearings, B-16-68, Item 506.7050.S.01. ....	40
33.	Sawing Pavement Deck Preparation Areas, Item 509.0310.S. ....	40
34.	Concrete Masonry Deck Repair, Item 509.2100.S. ....	41
35.	Polymer Overlay, Item 509.5100.S.....	42
36.	Cleaning Parapets, Item 509.9050.S. ....	46
37.	Structure Repainting General. ....	47

38.	Preparation and Coating of Top Flanges B-16-68, Item 517.0900.S.01. ....	48
39.	Structure Repainting Recycled Abrasive B-16-68, Item 517.1800.S.01. ....	49
40.	Painting Warranted B-16-68, Item 517.2000.S.01. ....	50
41.	Containment and Collection of Waste Materials B-16-68, Item 517.4000.S.01. ....	52
42.	Labeling and Disposal of Waste Material. ....	52
43.	Negative Pressure Containment and Collection of Waste Materials, B-16-68, Item 517.4500.S.01. ....	54
44.	Portable Decontamination Facility, Item 517.6001.S. ....	56
45.	Slope Paving Repair Crushed Aggregate, Item 604.9010.S. ....	57
46.	Reseal Crushed Aggregate Slope Paving, Item 604.9015.S. ....	57
47.	Adjusting Manhole Covers. ....	58
48.	Cover Plates Temporary, Item 611.8120.S. ....	58
49.	General Requirements for Electrical Work. ....	59
50.	Traffic Signals, General. ....	59
51.	Install Conduit Into Existing Item, Item 652.0700.S. ....	59
52.	Electrical Wire Lighting 4 AWG, Item 655.0630. ....	60
53.	Traffic Signal Face 3S 12-Inch, Item 658.0173; Traffic Signal Face 4S 12-Inch, Item 658.0174. ....	60
54.	Temporary Traffic Signals for Intersections – USH 53 & USH 2/Belknap St, Item 661.0200.01. ....	60
55.	Elastomeric Waterproofing Sealer, Item SPV.0060.01. ....	61
56.	Luminaire Arms Single Member 15 5/8-Inch Clamp 15-Ft, Item SPV.0060.03. ....	62
57.	Cure and Seal Treatment, Concrete Curb and Gutter, Item SPV.0090.01; Cure and Seal Treatment, Concrete Sidewalk, Item SPV.0165.03. ....	62
58.	Install State Supplied Cat-5E Cable, Item SPV.0090.02. ....	63
59.	Temporary Marking Wet Reflective Epoxy 6-Inch, Item SPV.0090.03. ....	63
60.	Temporary Marking Wet Reflective Removable Tape 6-Inch, Item SPV.0090.04. ....	64
61.	Salvage and Reinstall Rectangular Rapid Flashing Beacon System, Item SPV.0105.01. ....	64
62.	Install State Furnished EVP Detector Heads USH 53 & USH 2/Belknap St, Item SPV.0105.02. ....	65
63.	Emergency Vehicle Preemption System USH 53 & 18th Ave, Item SPV.0105.03; Emergency Vehicle Preemption System USH 53 & 22nd Ave, Item SPV.0105.04. ....	65
64.	Temporary Traffic Signal Modifications USH 53 & 18th Ave, SPV.0105.05; Temporary Traffic Signal Modifications USH 53 & 22nd Ave, SPV.0105.06. ....	66
65.	Overhead Concrete Surface Repair, Item SPV.0165.01. ....	67
66.	Cure and Seal Treatment, Concrete Truck Apron, Item SPV. 0165.02; Cure and Seal Treatment, Concrete Median, Item SPV.0165.04. ....	67
67.	Epoxy Sealer, Item SPV.0180.01. ....	68
68.	Excavation, Hauling, and Disposal of Contaminated Soil, Item SPV.0195.01. ....	69



## STSP'S Revised June 18, 2019

### SPECIAL PROVISIONS

#### 1. General.

Perform the work under this construction contract for Project 1198-03-74, City of Superior, East Second Street, 2<sup>nd</sup> Avenue East to 31<sup>st</sup> Avenue East, USH 2, Douglas County, Wisconsin as the plans show and execute the work as specified in the State of Wisconsin, Department of Transportation, Standard Specifications for Highway and Structure Construction, 2020 Edition, as published by the department, and these special provisions.

If all or a portion of the plans and special provisions are developed in the SI metric system and the schedule of prices is developed in the US standard measure system, the department will pay for the work as bid in the US standard system.

100-005 (20180618)

#### 2. Scope of Work.

The work under this contract shall consist of removing concrete surface partial depth, concrete pavement, concrete pavement repair and replacement, asphaltic surface patching, HMA pavement, storm sewer inlet and manhole repair, concrete sidewalk and curb ramp installations, bridge rehabilitation, signal replacement, pavement marking and all incidental items necessary to complete the work as shown on the plans and included in the proposal and contract.

104-005 (20090901)

#### 3. Prosecution and Progress.

Begin work within ten calendar days after the engineer issues a written notice to do so.

Provide the start date to the engineer in writing within a month after executing the contract but at least 14 calendar days before the preconstruction conference. Upon approval, the engineer will issue the notice to proceed within ten calendar days before the approved start date.

To revise the start date, submit a written request to the engineer at least two weeks before the intended start date. The engineer will approve or deny that request based on the conditions cited in the request and its effect on the department's scheduled resources.

The contract time for completion is based on an expedited work schedule and may require extraordinary forces and equipment.

See article Incentive/Disincentive for Interim Completion of Work, Item 108.3100.S, for required work necessary to reopen USH 2 Belknap Street and USH 53 East Second Street Intersection to through and all turning traffic prior to June 15, 2020. This work includes temporary traffic signals due to the anticipation that monotube delivery could be delayed.

#### **Northern Long-eared Bat (*Myotis septentrionalis*)**

Northern Long-eared Bats (NLEB) have the potential to inhabit the project limits because they roost in trees. Roosts may not have been observed on this project, but conditions to support the species exist. The species and all active roosts are protected by the Federal Endangered Species Act. If an individual bat or active roost is encountered during construction operations, stop work and notify the engineer and the WisDOT Regional Environmental Coordinator (REC).

If additional construction activities beyond what was originally specified are required to complete the work, approval from the engineer, following coordination with WisDOT REC, is required prior to initiating these activities.

#### 4. Traffic.

This special provision describes providing for USH 2/ USH 53 (East Second Street) traffic during construction operations. USH 2/ USH 53 (East Second Street) shall be open to traffic during construction operations. The project shall be constructed under traffic. USH 2/ USH 53 (East Second Street) shall be reduced to a single lane in each direction during construction operations. Complete the construction staging operations and detour as shown in the plan or as directed by the department engineer.

During each phase of the project, if a portion of the work is completed, and traffic lanes are available prior to the completion of the phase, traffic lanes shall be opened, and traffic control shall be adjusted to reflect the revised construction traffic flow. Retract drums to a minimum width of 24 feet when feasible or not working.

During stages 1 and 2, traffic shall transition between 22<sup>nd</sup> Avenue East to 23<sup>rd</sup> Avenue East and 27<sup>th</sup> Avenue East to 28<sup>th</sup> Avenue East, to counter directional traffic for a work zone on Structure B-16-0068.

**Stage 1:** Concrete panel repair for USH 2, Belknap Street Intersection and EB/SB lanes of USH 2/ USH 53. USH 2, Belknap Street Intersection closed to turning truck and freight traffic, truck detour in place. USH 2, Belknap Street Intersection closed to all WB/NB left turning traffic and detour in place for WB USH 2, Belknap Street traffic.

Bridge work zone on EB/SB lanes of Structure, traffic counter directional on WB/NB lanes.

**Stage 1A:** USH 2/ USH 53 concrete panel repair on outer EB/SB lanes from begin of project to 18<sup>th</sup> Avenue East. USH 2/ USH 53 concrete panel repair on inner WB/NB lanes from begin of project to 350 feet east of Belknap Street. Pedestrian crossing fully functional and accessible on the west side of the Belknap Street intersection.

**Stage 1B:** USH 2/ USH 53 concrete panel repair on inner EB/SB lanes from begin of project to approximately 500 feet past 14<sup>th</sup> Avenue East, then on outer EB/SB lanes to 23<sup>rd</sup> Avenue East. USH 2/ USH 53 concrete panel repair on inner EB/SB lanes from 27<sup>th</sup> Avenue East to 31<sup>st</sup> Avenue East.

USH 2/ USH 53 concrete panel repair on inner WB/NB lanes from begin of project to 7<sup>th</sup> Avenue East. Concrete median replacement for USH 2, Belknap Street and east side of Belknap Street intersection (on USH 2/USH 53) to occur.

Pedestrian crossing fully functional and accessible on the east side of the Belknap Street intersection. At 18<sup>th</sup> Avenue East, turns shall be restricted for both right turn onto EB/SB and left turns onto WB/NB lanes of USH 2/ USH 53. USH 2, Belknap Street Intersection open to WB/NB left turning passenger vehicle traffic and detour removed for WB USH 2, Belknap Street traffic.

**Stage 1C:** USH 2, Belknap Street Intersection open to turning truck and freight traffic, truck detour in removed. At 18<sup>th</sup> Avenue East, all left turns shall be restricted.

USH 2/ USH 53 concrete panel repair on outer WB/NB lanes from begin of project to 350 feet east of Belknap Street. USH 2/ USH 53 concrete panel repair on inner EB/SB lanes from 14<sup>th</sup> Avenue East to 23<sup>rd</sup> Avenue East and outer EB/SB lanes from 27<sup>th</sup> Avenue East to 31<sup>st</sup> Avenue East.

**Stage 2:** Concrete panel repair primarily on WB/NB of USH 2/ USH 53 and spot work for finishing USH 2, Belknap Street Intersection behind curb and gutter.

Bridge work zone on WB/NB lanes of Structure, traffic counter directional on EB/SB lanes.

**Stage 2A.** Concrete panel repair in the outer lanes of WB/NB of USH 2/ USH 53 and spot work for finishing USH 2, Belknap Street Intersection behind curb and gutter.

**Stage 2B.** Concrete panel repair in the inner lanes of WB/NB of USH 2/ USH 53.

**Stage 3:** Partial Depth concrete removal, overlay with HMA and SMA. One continuous lane in each direction must be open at all times to traveling public. Only cross traffic may be on milled surfaces. Both Asphaltic lifts required before opening to traveling public.

## **Access**

Maintain local vehicle traffic access to properties within the work zone that do not have alternate access available outside the work zone, at all times, except as allowed herein. Maintain ramped driveway access to all business and private residences at a maximum slope of 15% on existing driveway surface, compacted base aggregate dense, milled concrete surface or finished driveway surface.

Keep all private entrances accessible, unless permission to temporarily close the entrance is obtained from the property owner. Notify any affected property and business owners in writing of any temporary disruptions in access a minimum of one week ahead of such activity. Cooperate with the property owners to provide access whenever possible. Provide reasonable access for any handicapped person whose access is affected by the construction.

Coordinate with each business for the best time to construct driveways and sidewalks so as not to interrupt business operations during open hours. Construct driveway approaches to commercial properties in stages if the property does not have an alternate access available so that at least one access is maintained to each business at all times.

Do not store vehicles, equipment, or materials on adjacent or intersecting streets beyond the project limits without specific approval of the engineer. Maintain emergency vehicle access to all properties at all times.

Provide one accessible crosswalk across USH 2/ USH 53 (East Second Street) at the following street intersections: 2<sup>nd</sup> Avenue East, USH 2 Belknap Street, 9<sup>th</sup> Avenue East, 22<sup>nd</sup> Avenue East, and 27<sup>th</sup> Avenue East.

## **Detour**

Complete the signing for the detour of USH 2/ USH 53 (East Second Street) truck traffic and alternate route utilizing Garfield Avenue to Winter Street to East 1<sup>st</sup> Street to East Second Street as shown on detour plan or as directed by the engineer. Complete the signing for the detour of USH 2/ USH 53 (East Second Street) alternate route for WB/NB left turning traffic and for WB USH 2, Belknap Street traffic utilizing USH 2, East Second Street to STH 35, Tower Avenue back to USH 2, Belknap as shown on detour plan or as directed by the engineer. A minimum of three working days prior to opening the detour, the engineer and contractor will review the signed detour route for acceptance. All detour signs shall be in place and uncovered before switching traffic onto the detour route. Adjustments to detour during any phase of construction must be approved by the department engineer.

## **Miscellaneous**

Use signs and/or barricades to protect hazards in the work zone - such as exposed manholes, inlets, or drop-offs for pedestrians and vehicles.

Place a portable changeable message sign (PCMS) at both ends of the project (2<sup>nd</sup> Avenue East and 31<sup>st</sup> Avenue East) one week prior to beginning construction on USH 2/ USH 53 (East Second Street) warning traffic of the road construction starting date.

Relocate each PCMS to approximately one and one-half mile beyond the project limits at the beginning of construction. Sign messages shall inform motorists of traffic control changes, incident management, and/or emergency situations.

## **Wisconsin Lane Closure System Advance Notification**

Provide the following advance notification to the engineer for incorporation into the Wisconsin Lane Closure System (LCS).

**TABLE 108-1 CLOSURE TYPE AND REQUIRED MINIMUM ADVANCE NOTIFICATION**

<b>Closure type with height, weight, or width restrictions (available width, all lanes in one direction less than 16 feet)</b>	<b>MINIMUM NOTIFICATION</b>
Lane and shoulder closures	7 calendar days
Full roadway closures	7 calendar days
Ramp closures	7 calendar days
Detours	7 calendar days
<b>Closure type without height, weight, or width restrictions (available width, all lanes in one direction 16 feet or greater)</b>	<b>MINIMUM NOTIFICATION</b>
Lane and shoulder closures	3 business days
Ramp closures	3 business days
Modifying all closure types	3 business days

Discuss LCS completion dates and provide changes in the schedule to the engineer at weekly project meetings in order to manage closures nearing their completion date.

### **Temporary Regulatory Speed Limit Reduction**

During engineer-approved regulatory speed limit reductions, install temporary speed limit signs on the inside and outside shoulders of divided roadways to enhance visibility. On two-lane two-way roadways, install temporary speed limit signs on shoulders. When construction activities impede the location of a post-mounted regulatory speed limit sign, relocate the sign for maximum visibility to motorists. If work last less than 7 days, mount the regulatory speed limit sign on a portable sign support.

Post temporary regulatory speed limit signs in work zone only during continuous worker activity. During periods of no work activity or when the traffic controls are removed from the roadway, cover or remove the temporary speed limit signs.

Coordinate with Regional Traffic Section to identify the construction stages that have approved temporary regulatory speed zones documented in a Temporary Speed Zone Declaration. Primary contact phone number: (715) 836-7276.

Contact the Region Traffic Section at least 14-calendar days before installing the temporary speed zone. After installation of the temporary speed zone is complete, notify the Regional Traffic Section with field locations of temporary speed zones.

## **5. Holiday Work Restrictions.**

Do not perform work on, nor haul materials of any kind along or across any portion of the highway carrying USH 2 / USH 53, East Second Street traffic, and entirely clear the traveled way and shoulders of such portions of the highway of equipment, barricades, signs, lights, and any other material that might impede the free flow of traffic during the following holiday periods:

- From noon Friday, May 22, 2020 to 6:00 AM Tuesday, May 26, 2020 for Memorial Day;
- From noon Thursday, July 2, 2020 to 6:00 AM Monday, July 6, 2020 for Independence Day;
- From noon Friday, August 21, 2020 to 6:00 AM Monday, August 24, 2020 for Lake Superior Dragon Boat Festival, Superior Bay off Barkers Island;
- From noon Friday, September 4, 2020 to 6:00 AM Tuesday, September 8, 2020 for Labor Day.

stp-107-005 (20181119)

## Other Work Restrictions

Do not haul materials of any kind along or across any portion of the highway carrying USH 2 / USH 53, East Second Street traffic, and entirely clear the traveled way of such portions of the highway of equipment, barricades, signs, lights, and any other material that might impede the free flow of traffic during the following periods:

- From noon Friday to 6:00 PM Friday, every Friday after June 15, 2020.

Any deviations from the general requirements above are only allowed with the approval of the department engineer.

Do not perform work on the portion of the highway carrying USH 2 / USH 53, East Second Street traffic, from USH 2, Belknap Street/Marina Drive North to East 9<sup>th</sup> Avenue East/Marina Drive South, and entirely clear the traveled way and shoulders of such portions of the highway of equipment, barricades, signs, lights, and any other material that might impede the free flow of traffic during the following periods:

- From noon Friday, to 6:00 AM Monday, every week after June 15, 2020.

Any deviations from the general requirements above are only allowed with the approval of the department engineer and coordination with City of Superior Parks, Recreation and Forestry, 1316 N. 14<sup>th</sup> St, Rm. 200, Superior, WI 54880, phone (715) 395-7270.

## 6. Utilities.

This contract comes under the provision of Administrative Rule Trans 220.

stp-107-065 (20080501)

It is the contractor's responsibility to coordinate all work with utilities. This includes giving proper notification prior to when utility work is to be performed in conjunction with roadway construction.

**Astrea formerly known as Packerland Broadband Communication Line** has underground fiber optic facilities from Station 110+48 to Station 215+00 LT, running parallel to the USH 2/USH 53. The contractor shall notify Astrea 5 working days prior to construction activities.

At Station 93+35 RT (Station 92+70 – US 2 Belknap Street), an existing vault must be moved during construction once the sidewalk is removed. The contractor shall notify Astrea 15 working days prior to construction activities and anticipate 5 working days for vault move.

No other relocations are anticipated.

**CenturyLink Communication Line** has buried communication lines at or near the curb ramp construction. The contractor shall notify CenturyLink 5 days prior to construction activities. No relocations are anticipated.

**Charter Communication Line** has facilities throughout the project limits. The contractor shall notify Charter 5 days prior to construction activities. No relocations anticipated.

**City of Superior (sanitary sewer)** has a combined sanitary storm/sanitary that runs approximately 19-22 feet LT of centerline from Station 83+05 to Station 179+91, then diverges left of the roadway, and then crosses USH 2 / USH 53 from Station 183+64 to Station 184+43 and Station 185+80 to Station 186+00.

Sanitary sewer adjustments and reconstructions shall occur under this project as required for the street rehabilitation. Sanitary manholes shall be reconstructed during concrete panel repairs and sanitary manholes adjustments shall occur during Removing Concrete Surface Partial Depth.

**City of Superior (street lighting)** has underground electric facilities to power the street lights along USH 2. Conflict are anticipated in select locations listed below.

The underground lines run the length of the project parallel to USH 2 / USH 53 from:

Station 87+00 LT to Station 214+00 LT of the roadway

Station 87+75 RT to Station 214+00 RT of the roadway

The street lighting underground crossing USH 2 / USH 53 is in conflict at the following locations:

Station 91+71 LT & RT

Station 92+89 LT

The street lighting underground crossing the side streets is in conflict at the following locations:

USH 2, Belknap – Station 91+75 RT and Station 92+85 RT

7<sup>th</sup> Ave E – Station 103+50 RT and Station 104+25 RT

8<sup>th</sup> Ave E – Station 107+15 RT and Station 107+70 RT

9<sup>th</sup> Ave E – Station 110+50 LT, Station 110+75 RT, Station 111+30 RT and LT

11<sup>th</sup> Ave E – Station 118+20 RT and Station 118+75 RT

23<sup>rd</sup> Ave E – Station 175+05 LT and Station 175+60 LT

27<sup>th</sup> Ave E – Station 195+05 RT and LT and Station 195+60 RT and LT

28<sup>th</sup> Ave E – Station 200+05 RT and Station 200+60 RT

29<sup>th</sup> Ave E – Station 205+00 RT and LT and Station 205+60 RT

31<sup>st</sup> Ave E – Station 215+00 RT

Lighting conduit and lighting pull box adjustments and reconstructions shall occur under this project as required for the sidewalk replacement and street rehabilitation.

7<sup>th</sup> Ave E – Station 103+39 RT

8<sup>th</sup> Ave E – Station 107+24 RT and Station 107+86 RT

9<sup>th</sup> Ave E – Station 110+61 RT

11<sup>th</sup> Ave E – Station 118+87 RT

23<sup>rd</sup> Ave E – Station 174+84 LT, Station 175+58 LT, Station 175+67 LT, Station 175+72, and Station 175+80

31<sup>st</sup> Ave E – Station 214+83

**Enbridge Energy Gas Petroleum** has an existing buried line at approximately Station 186+90. No relocations anticipated. Contractor must call in a locate prior to the construction start date.

**Merit Network Inc. Communication Line** has buried fiber facilities throughout the project running parallel and left of the mainline. At Station 93+35 RT (Station 92+70 – US 2 Belknap Street) a vault will be moved during construction. The contractor shall notify Merit Network Inc 15 working days prior to construction activities and anticipate 5 working days for vault move.

**Superior Water, Light and Power (SWL&P) GAS/PETROLEUM** has gas facilities throughout the project limits. The depth for gas mains is typically 30" to 42". SWL&P will need to be notified 5 working days prior to construction activities occurring at the locations listed. The contractor shall coordinate with SWL&P and SWL&P will provide an inspector on site. No relocations are anticipated.

The gas crosses the mainline at the following locations:

2nd Ave E – Station 85-60 RT and LT

7th Ave E – Station 103+91 RT

14th Ave E – Station 129+75 RT

Mainline Station 155+07 LT and RT

21st Ave E – Station 165+55 RT and LT

23rd Ave E – Station 175+74 RT

27th Ave E – Station 195+12 LT

27th Ave E – Station 195+51 LT  
 27th Ave E – Station 195+75 RT and LT  
 29th Ave E – Station 205+12 LT  
 29th Ave E – Station 205+80 RT  
 31st Ave E – Station 215+00 RT

**Superior Water, Light and Power (SWL&P) Electricity** has electric facilities throughout the project limits.

2nd Ave E Station 85+60 RT a power pole and guy is near the sidewalk to be replaced. The Guy will need to be relocated or reinforced during construction. The contractor shall notify SWL&P 5 days prior to construction for the one guy wire move.

29th Ave E Station 204+98 RT a power pole with the sidewalk replacement area must be moved prior to construction. No other relocations anticipated.

**Superior Water, Light and Power (SWL&P) Water** has water main facilities under USH 2/USH 53 throughout the project limits at 7-11 feet left of centerline with residential connections. Water line valves and service valves are in the mainline concrete. The contractor shall notify SWL&P 5 days prior to construction and SWL&P will have an inspector available. No relocations are expected.

	STATION	OFFSET IN FEET
BELKNAP STREET		
	96+53	19 LT
	96+57	19 LT
	96+61	23 LT
14TH AVE EAST		
	134+80	14 LT
	149+75	28 LT
	155+05	13 LT
18TH AVE EAST		
	158+94	32 RT
	161+04	30 RT
	161+83	29 RT
	163+19	32 RT
22ND AVE EAST		
	172+74	31 LT
	172+85	31 LT
	173+07	30 LT
23RD AVE EAST		
	176+19	32 LT
	177+05	29 LT
	177+33	30 LT
	177+37	31 RT
	177+81	29 LT
	193+55	30 RT
	194+30	30 RT
	194+86	30 LT
27TH AVE EAST		
	196+33	29 RT
	198+19	30 RT

	STATION	OFFSET IN FEET
	198+27	29 LT
	199+50	29 RT
28TH AVE EAST		
	205+82	31 LT

Fire hydrants at 23<sup>rd</sup> Ave E Station 175+73 LT and 27<sup>th</sup> Ave E Station 194+87 LT must be moved during construction. The contractor shall notify SWL&P 10 days prior to construction in this area to move hydrants outside of slope intercepts.

Fire hydrants at 9<sup>th</sup> Ave E Station 111+51 LT and 21<sup>st</sup> Ave E Station 165+86 LT are near or within the construction area.

## 7. Other Contracts

The following project may be under construction concurrently with the work in this contract. Coordinate project schedule of operations including detours, work zone traffic control, roadway and lane closures, and other work items required by contract.

Project 8998-00-23: The City of Superior in coordination with the Wisconsin Department of Transportation (WisDOT) is proposing to resurface 28<sup>th</sup> Street from Hill Avenue to 3<sup>rd</sup> Street, in Douglas County, Wisconsin. During construction, 28<sup>th</sup> Street will have lane closures and a full closure at 9<sup>th</sup> Street for rail crossing construction. Construction is expected to occur within the 2020 construction season. Work areas under contract 8998-00-23 fall adjacent to the physical limits of the work under this contract. The contractor shall coordinate activities and detour signing with the 8998-00-23 project and contractor.

## 8. Railroad Insurance and Coordination - BNSF Railway Company.

### A Description

Comply with standard spec 107.17 for all work affecting BNSF Railway Company property and any existing tracks.

### A.1 Railroad Insurance Requirements

In addition to standard spec 107.26, provide railroad protective liability insurance coverage as specified in standard spec 107.17.3. Insurance is filed in the name of BNSF Railway Company.

Notify evidence of the required coverage, and duration to Daniel Peltier, Manager of Public Projects; 80 44th Avenue NE, Minneapolis, MN 55421; Telephone (763) 782-3495; E-mail [daniel.peltier@bnsf.com](mailto:daniel.peltier@bnsf.com) to determine the applicable railroad rules and regulations. Once determined send the RPLI policy to [bnsf@certfocus.com](mailto:bnsf@certfocus.com). Approval of the policy will not take place until the Manager of Public Projects has been contacted.

Also send a copy to the following: Anna Davey, NW and NC Region Railroad Coordinator; 1701 N 4th Street, Superior, WI 54880; Telephone (715) 392-7960; E-mail: [anna.davey@dot.wi.gov](mailto:anna.davey@dot.wi.gov).

Include the following information on the insurance document:

- Project ID: 1198-03-74
- Project Location: Superior, WI
- Route Name: USH 2 (East 2nd Street), Douglas County
- Crossing ID: 075949H
- Railroad Subdivision: Lakes Sub
- Railroad Milepost: 63.58
- Work Performed: structure painting and concrete deck repair

### A.2 Train Operation



Approximately 1 through freight trains operate daily at up to 15 mph. There are no switching movements at this location.

### **A.3 Names and Addresses of Railroad Representatives for Consultation and Coordination**

#### **Construction Contact**

Daniel Peltier, Manager of Public Projects; 80 44<sup>th</sup> Avenue NE, Minneapolis, MN 55421; Telephone (763) 782-3495; E-mail [daniel.peltier@bnsf.com](mailto:daniel.peltier@bnsf.com) for consultation on railroad requirements during construction.

Amend standard spec 108.4 to include the railroad in the distribution of the initial bar chart, and monthly schedule updates. The bar chart shall specifically show work involving coordination with the railroad.

#### **Flagging Contact**

Notify the Construction Contact above a minimum of 40 working days in advance to arrange for a railroad flagger. Reference the Crossing ID, Wisconsin Milepost and Subdivision found in A.1.

#### **Cable Locate Contact**

In addition to contacting Diggers Hotline, contact the BNSF Communications Network Control Center at (800) 533-2891, five working days before the locate is needed. Reference Wisconsin Milepost 63.58 on Line Segment 0233.

BNSF will only locate railroad owned facilities located in the railroad right-of-way. The railroad does not locate any other utilities.

### **A.4 Work by Railroad**

The railroad will perform the work described in this section, except for work described in other special provisions, and will be accomplished without cost to the contractor. None

### **A.5 Temporary Grade Crossing**

If a temporary grade crossing is desired, submit a written request to the railroad representative named in A.3 at least 40 days prior to the time needed. Approval is subject to the discretion of the railroad. The department has made no arrangements for a temporary grade crossing.

stp-107-026 (20190717)

## **9. BNSF Railroad Company Requirements.**

### **A General**

In addition to requirements and other articles within these special provisions, comply with the following requirements of Burlington Northern and Santa Fe Railway Company (BNSF).

### **B Request for Information / Clarification**

All requests for information (RFI) involving work within BNSF right-of-way shall be according to the procedures listed elsewhere in the special provisions. Submit all RFIs to the engineer for submittal to BNSF. Allow four weeks for BNSF's review after receipt from the engineer.

### **C Plans / Specifications**

Changes to the plans or specifications are subject to the approval of BNSF. Submit all change requests to the engineer. Allow four weeks for BNSF review time after receipt of a change request from the engineer.

### **D Construction Submittals**

Submit six sets of the following to the engineer. All design submittals shall be stamped and signed by a professional engineer registered in the State of Wisconsin. The engineer will submit four sets of each submittal, along with any review comments to BNSF. A satisfactory submittal review does not relieve the contractor of responsibility and liability

The engineer and BNSF may review the submittals. If the engineer or BNSF finds a submittal unsatisfactory, make all required changes and resubmit it. A satisfactory submittal review does not relieve the contractor of responsibility and liability of complying with the plans, specifications and the special provisions and for the structural integrity and proper functioning of the item that is the subject of the submittal. Allow four weeks for BNSF's review time after receipt of a submittal from the engineer.

Item	Description of Submittal Item	Notes
1	Shoring Design and Details	
2	Falsework Design and Details	
3	Drainage Design Provisions	
4	Erection Diagrams and Sequence	
5	Demolition Diagram and Sequence	
6	Shop Drawings	Steel and concrete members.

Whenever work may affect the operations or safety of trains, the method of doing such work shall first be submitted to BNSFs designated representative for review. Review by BNSF shall not relieve the contractor from liability.

#### **E Infringement On Minimum Clearances**

Submit to the engineer requests for infringement upon the minimum horizontal or vertical clearance requirements of standard spec 107.17.1 (2) 4. The engineer will submit the requests to BNSF's designated representative. Allow four weeks for BNSF's review time after receipt of a submittal from the engineer. Do not infringe upon the minimum clearances unless they are first approved in writing by BNSF.

#### **F Approval of Details**

Submit details of construction affecting BNSF tracks, structure, and right-of-way not included in the plans to the engineer for BNSF review before undertaking such work. Allow four weeks for BNSF's review after receipt from the engineer.

#### **G Site Inspections By BNSF**

BNSF may make site inspections at any time. Provide the engineer a schedule of anticipated dates for the following activities; the engineer will furnish the schedule to BNSF:

1. Shoring
2. Demolition
3. Falsework
4. Erection of superstructure
5. Completion of the bridge structure.

Update the schedule monthly, or more frequently if necessary, so that site visits may be scheduled.

#### **H Construction Excavations and Demolition**

Construction excavations shall meet OSHA and American Railway Engineering and Maintenance-of-Way Association (AREMA) requirements and the BNSF "Guidelines for Temporary Shoring" (GTS).

Demolition shall be done according to BNSF Railway - Union Pacific Railroad's Guidelines for Preparation of a Bridge Demolition and Removal Plan for Structures over Railroad (GPBDRP)

The GTS and the GPBDRP are available for review from the Southwest Region's Railroad Coordinator at the department's Southwest Regional Office located at 2101 Wright Street, Madison, Wisconsin 53704.

### **10. BNSF Railroad Right of Entry Exhibit "C".**



## **EXHIBIT "C"**

### **CONTRACTOR REQUIREMENTS**

#### **1.01 General:**

- **1.01.01** The Contractor must cooperate with **BNSF RAILWAY COMPANY**, hereinafter referred to as "**Railway**" where work is over or under on or adjacent to Railway property and/or right-of-way, hereafter referred to as "Railway Property", during the construction of \_\_\_\_\_.
- **1.01.02** The Contractor must execute and deliver to the Railway duplicate copies of the Exhibit "C-1" Agreement, in the form attached hereto, obligating the Contractor to provide and maintain in full force and effect the insurance called for under Section 3 of said Exhibit "C-1". Questions regarding procurement of the Railroad Protective Liability Insurance should be directed to **Rosa Martinez** at Marsh, USA, 214-303-8519.
- **1.01.03** The Contractor must plan, schedule and conduct all work activities so as not to interfere with the movement of any trains on Railway Property.
- **1.01.04** The Contractor's right to enter Railway's Property is subject to the absolute right of Railway to cause the Contractor's work on Railway's Property to cease if, in the opinion of Railway, Contractor's activities create a hazard to Railway's Property, employees, and/or operations. Railway will have the right to stop construction work on the Project if any of the following events take place: (i) Contractor (or any of its subcontractors) performs the Project work in a manner contrary to the plans and specifications approved by Railway; (ii) Contractor (or any of its subcontractors), in Railway's opinion, prosecutes the Project work in a manner which is hazardous to Railway property, facilities or the safe and expeditious movement of railroad traffic; (iii) the insurance described in the attached Exhibit C-1 is canceled during the course of the Project; or (iv) Contractor fails to pay Railway for the Temporary Construction License or the Easement. The work stoppage will continue until all necessary actions are taken by Contractor or its subcontractor to rectify the situation to the satisfaction of Railway's Division Engineer or until additional insurance has been delivered to and accepted by Railway. In the event of a breach of (i) this Agreement, (ii) the Temporary Construction License, or (iii) the Easement, Railway may immediately terminate the Temporary Construction License or the Easement. Any such work stoppage under this provision will not give rise to any liability on the part of Railway. Railway's right to stop the work is in addition to any other rights Railway may have including, but not limited to, actions or suits for damages or lost profits. In the event that Railway desires to stop construction work on the Project, Railway agrees to immediately notify the following individual in writing:

**Brian Mattson**

WisDOT NW Region  
1701 N 4<sup>th</sup> Street  
Superior, WI 54880  
Tel: (715) 225-9931  
[brian.mattson@dot.wi.gov](mailto:brian.mattson@dot.wi.gov)

**Anna Davey**

WisDOT NW Region  
1701 N 4<sup>th</sup> Street  
Superior, WI 54880  
Tel: (715) 392-7960  
[Anna.davey@dot.wi.gov](mailto:Anna.davey@dot.wi.gov)

- **1.01.05** The Contractor is responsible for determining and complying with all Federal, State and Local Governmental laws and regulations, including, but not limited to environmental laws and regulations (including but not limited to the Resource Conservation and Recovery Act, as amended; the Clean Water Act, the Oil Pollution Act, the Hazardous Materials Transportation Act, CERCLA), and health and safety laws and regulations. The Contractor hereby indemnifies, defends and holds harmless Railway for, from and against all fines or penalties imposed or assessed by Federal, State and Local Governmental Agencies against the Railway which arise out of Contractor's work under this Agreement.



- **1.01.06** The Contractor must notify the Wisconsin DOT at 715-225-9931 and Railway's Manager Public Projects, telephone number 763-782-3495 at least thirty (30) calendar days before commencing any work on Railway Property. Contractor's notification to Railway must refer to Railway's file \_\_\_\_\_.
- **1.01.07** For any bridge demolition and/or falsework above any tracks or any excavations located with any part of the excavations located within, whichever is greater, twenty-five (25) feet of the nearest track or intersecting a slope from the plane of the top of rail on a 2 horizontal to 1 vertical slope beginning at eleven (11) feet from centerline of the nearest track, both measured perpendicular to center line of track, the Contractor must furnish the Railway five sets of working drawings showing details of construction affecting Railway Property and tracks. The working drawing must include the proposed method of installation and removal of falsework, shoring or cribbing, not included in the contract plans and two sets of structural calculations of any falsework, shoring or cribbing. For all excavation and shoring submittal plans, the current "BNSF-UPRR Guidelines for Temporary Shoring" must be used for determining the design loading conditions to be used in shoring design, and all calculations and submittals must be according to the current "BNSF-UPRR Guidelines for Temporary Shoring". All submittal drawings and calculations must be stamped by a registered professional engineer licensed to practice in the state the project is located. All calculations must take into consideration railway surcharge loading and must be designed to meet American Railway Engineering and Maintenance-of-Way Association (previously known as American Railway Engineering Association) Coopers E-80 live loading standard. All drawings and calculations must be stamped by a registered professional engineer licensed to practice in the state the project is located. The Contractor must not begin work until notified by the Railway that plans have been approved. The Contractor will be required to use lifting devices such as, cranes and/or winches to place or to remove any falsework over Railway's tracks. In no case will the Contractor be relieved of responsibility for results obtained by the implementation of said approved plans.
- **1.01.08** Subject to the movement of Railway's trains, Railway will cooperate with the Contractor such that the work may be handled and performed in an efficient manner. The Contractor will have no claim whatsoever for any type of damages or for extra or additional compensation in the event his work is delayed by the Railway.

## **1.02 Contractor Safety Orientation**

- **1.02.01 No employee of the Contractor, its subcontractors, agents or invitees may enter Railway Property without first having completed Railway's Engineering Contractor Safety Orientation, found on the web site [www.bnsfcontractor.com](http://www.bnsfcontractor.com). The Contractor must ensure that each of its employees, subcontractors, agents or invitees completes Railway's Engineering Contractor Safety Orientation through internet sessions before any work is performed on the Project. Additionally, the Contractor must ensure that each and every one of its employees, subcontractors, agents or invitees possesses a card certifying completion of the Railway Contractor Safety Orientation before entering Railway Property. The Contractor is responsible for the cost of the Railway Contractor Safety Orientation. The Contractor must renew the Railway Contractor Safety Orientation annually. Further clarification can be found on the web site or from the Railway's Representative.**

## **1.03 Railway Requirements**

- **1.03.01** The Contractor must take protective measures as are necessary to keep railway facilities, including track ballast, free of sand, debris, and other foreign objects and materials resulting from his operations. Any damage to railway facilities resulting from Contractor's operations will be repaired or replaced by Railway and the cost of such repairs or replacement must be paid for by the Agency.



- **1.03.02** The Contractor must notify the Railway's Division Engineer \_\_\_\_\_ at (\_\_\_\_\_) \_\_\_\_\_ and provide blasting plans to the Railway for review seven (7) calendar days prior to conducting any blasting operations adjacent to or on Railway's Property.
- **1.03.03** The Contractor must abide by the following temporary clearances during construction:
  - § 15'-0" Horizontally from centerline of nearest track
  - § 21'-6" Vertically above top of rail
  - § 27'-0" Vertically above top of rail for electric wires carrying less than 750 volts
  - § 28'-0" Vertically above top of rail for electric wires carrying 750 volts to 15,000 volts
  - § 30'-0" Vertically above top of rail for electric wires carrying 15,000 volts to 20,000 volts
  - § 34'-0" Vertically above top of rail for electric wires carrying more than 20,000 volts
- **1.03.04** Upon completion of construction, the following clearances shall be maintained:
  - § 25' Horizontally from centerline of nearest track
  - § 23' 6" Vertically above top of rail
- **1.03.05** Any infringement within State statutory clearances due to the Contractor's operations must be submitted to the Railway and to the Wisconsin DOT and must not be undertaken until approved in writing by the Railway, and until the Wisconsin DOT has obtained any necessary authorization from the State Regulatory Authority for the infringement. No extra compensation will be allowed in the event the Contractor's work is delayed pending Railway approval, and/or the State Regulatory Authority's approval.
- **1.03.06** In the case of impaired vertical clearance above top of rail, Railway will have the option of installing tell-tales or other protective devices Railway deems necessary for protection of Railway operations. The cost of tell-tales or protective devices will be borne by the Agency.
- **1.03.07** The details of construction affecting the Railway's Property and tracks not included in the contract plans must be submitted to the Railway by Wisconsin DOT for approval before work is undertaken and this work must not be undertaken until approved by the Railway.
- **1.03.08** At other than public road crossings, the Contractor must not move any equipment or materials across Railway's tracks until permission has been obtained from the Railway. The Contractor must obtain a "Temporary Construction Crossing Agreement" from the Railway prior to moving his equipment or materials across the Railways tracks. The temporary crossing must be gated and locked at all times when not required for use by the Contractor. The temporary crossing for use of the Contractor will be constructed and, at the completion of the project, removed at the expense of the Contractor.
- **1.03.09** Discharge, release or spill on the Railway Property of any hazardous substances, oil, petroleum, constituents, pollutants, contaminants, or any hazardous waste is prohibited and Contractor must immediately notify the **Railway's Resource Operations Center at 1(800) 832-5452**, of any discharge, release or spills in excess of a reportable quantity. Contractor must not allow Railway Property to become a treatment, storage or transfer facility as those terms are defined in the Resource Conservation and Recovery Act or any state analogue.
- **1.03.10** The Contractor upon completion of the work covered by this contract, must promptly remove from the Railway's Property all of Contractor's tools, equipment, implements and other materials, whether brought upon said property by said Contractor or any Subcontractor, employee or agent of Contractor or of any Subcontractor, and must cause Railway's Property to be left in a condition acceptable to the Railway's representative.



#### **1.04 Contractor Roadway Worker on Track Safety Program and Safety Action Plan:**

- **1.04.01** Each Contractor that will perform work within 25 feet of the centerline of a track must develop and implement a Roadway Worker Protection/On Track Safety Program and work with Railway Project Representative to develop an on track safety strategy as described in the guidelines listed in the on track safety portion of the Safety Orientation. This Program must provide Roadway Worker protection/on track training for all employees of the Contractor, its subcontractors, agents or invitees. This training is reinforced at the job site through job safety briefings. Additionally, each Contractor must develop and implement the Safety Action Plan, as provided for on the web site [www.bnsfcontractor.com](http://www.bnsfcontractor.com), which will be made available to Railway prior to commencement of any work on Railway Property. During the performance of work, the Contractor must audit its work activities. The Contractor must designate an on-site Project Supervisor who will serve as the contact person for the Railway and who will maintain a copy of the Safety Action Plan, safety audits, and Material Safety Datasheets (MSDS), at the job site.
- **1.04.02** Contractor shall have a background investigation performed on all of its employees, subcontractors and agents who will be performing any services for Railroad under this Agreement which are determined by Railroad in its sole discretion **a)** to be on Railroad's property, or **b)** that require access to Railroad Critical Infrastructure, Railroad Critical Information Systems, Railroad's Employees, Hazardous Materials on Railroad's property or is being transported by or otherwise in the custody of Railroad, or Freight in Transit involving Railroad.

The required background screening shall at a minimum meet the rail industry background screening criteria defined by the e-RAILSAFE Program as outlined at <http://www.e-railsafe.com>, in addition to any other applicable regulatory requirements.

Contractor shall obtain written consent from all its employees, subcontractors or agents screened in compliance with the e-RAILSAFE Program to participate in the Program on their behalf and to release completed background information to Railroad's designee. Contractor shall be subject to periodic audit to ensure compliance.

Contractor subject to the e-RAILSAFE Program hereunder shall not permit any of its employees, subcontractors or agents to perform services hereunder who are not first approved under e-RAILSAFE Program standards. Railroad shall have the right to deny entry onto its premises or access as described in this section above to any of Contractor's employees, subcontractors or agents who do not display the authorized identification badge issued by a background screening service meeting the standards set forth in the e-RAILSAFE Program, or who in Railroad's opinion, which may not be unreasonable, may pose a threat to the safety or security of Railroad's operations, assets or personnel.

Contractors shall be responsible for ensuring that its employees, subcontractors and agents are United States citizens or legally working in the United States under a lawful and appropriate work VISA or other work authorization.

#### **1.05 Railway Flagger Services:**

- **1.05.01** The Contractor must give Railway's **Roadmaster (telephone \_\_\_\_\_)** a minimum of thirty (30) calendar days advance notice when flagging services will be required so that the Roadmaster can make appropriate arrangements (i.e., bulletin the flagger's position). If flagging services are scheduled in advance by the Contractor and it is subsequently determined by the parties hereto that such services are no longer necessary, the Contractor must give the Roadmaster five (5) working days advance notice so that appropriate arrangements can be made to abolish the position pursuant to union requirements.





- **1.05.02** Unless determined otherwise by Railway's Project Representative, Railway flagger will be required and furnished when Contractor's work activities are located over, under and/or within twenty-five (25) feet measured horizontally from centerline of the nearest track and when cranes or similar equipment positioned beyond 25-feet from the track centerline could foul the track in the event of tip over or other catastrophic occurrence, but not limited thereto for the following conditions:
  - **1.05.02a** When, upon inspection by Railway's Representative, other conditions warrant.
  - **1.05.02b** When any excavation is performed below the bottom of tie elevation, if, in the opinion of Railway's representative, track or other Railway facilities may be subject to movement or settlement.
  - **1.05.02c** When work in any way interferes with the safe operation of trains at timetable speeds.
  - **1.05.02d** When any hazard is presented to Railway track, communications, signal, electrical, or other facilities either due to persons, material, equipment or blasting in the vicinity.
  - **1.05.02e** Special permission must be obtained from the Railway before moving heavy or cumbersome objects or equipment which might result in making the track impassable.
- **1.05.03** Flagging services will be performed by qualified Railway flaggers.
  - **1.05.03a** Flagging crew generally consists of one employee. However, additional personnel may be required to protect Railway Property and operations, if deemed necessary by the Railways Representative.
  - **1.05.03b** Each time a flagger is called, the minimum period for billing will be the eight (8) hour basic day.
  - **1.05.03c** The cost of flagger services provided by the Railway will be borne by the contractor. The estimated cost for one (1) flagger is approximately between \$800.00-\$1,600.00 for an eight (8) hour basic day with time and one-half or double time for overtime, rest days and holidays. The estimated cost for each flagger includes vacation allowance, paid holidays, Railway and unemployment insurance, public liability and property damage insurance, health and welfare benefits, vehicle, transportation, meals, lodging, radio, equipment, supervision and other costs incidental to performing flagging services. Negotiations for Railway labor or collective bargaining agreements and rate changes authorized by appropriate Federal authorities may increase actual or estimated flagging rates. **THE FLAGGING RATE IN EFFECT AT THE TIME OF PERFORMANCE BY THE CONTRACTOR HEREUNDER WILL BE USED TO CALCULATE THE ACTUAL COSTS OF FLAGGING PURSUANT TO THIS PARAGRAPH.**
  - **1.05.03d** The average train traffic on this route is \_\_\_\_\_ freight trains per 24-hour period at a timetable speed \_\_\_\_\_ MPH and \_\_\_\_\_ passenger trains at a timetable speed of \_\_\_\_\_ MPH.

## **1.06 Contractor General Safety Requirements**

- **1.06.01** Work in the proximity of railway track(s) is potentially hazardous where movement of trains and equipment can occur at any time and in any direction. All work performed by contractors within 25 feet of any track must be in compliance with FRA Roadway Worker Protection Regulations.



- **1.06.02** Before beginning any task on Railway Property, a thorough job safety briefing must be conducted with all personnel involved with the task and repeated when the personnel or task changes. If the task is within 25 feet of any track, the job briefing must include the Railway's flagger, as applicable, and include the procedures the Contractor will use to protect its employees, subcontractors, agents or invitees from moving any equipment adjacent to or across any Railway track(s).
- **1.06.03** Workers must not work within 25 feet of the centerline of any track without an on track safety strategy approved by the Railway's Project Representative. When authority is provided, every contractor employee must know: (1) who the Railway flagger is, and how to contact the flagger, (2) limits of the authority, (3) the method of communication to stop and resume work, and (4) location of the designated places of safety. Persons or equipment entering flag/work limits that were not previously job briefed, must notify the flagger immediately, and be given a job briefing when working within 25 feet of the center line of track.
- **1.06.04** When Contractor employees are required to work on the Railway Property after normal working hours or on weekends, the Railway's representative in charge of the project must be notified. A minimum of two employees must be present at all times.
- **1.06.05** Any employees, agents or invitees of Contractor or its subcontractors under suspicion of being under the influence of drugs or alcohol, or in the possession of same, will be removed from the Railway's Property and subsequently released to the custody of a representative of Contractor management. Future access to the Railway's Property by that employee will be denied.
- **1.06.06** Any damage to Railway Property, or any hazard noticed on passing trains must be reported immediately to the Railway's representative in charge of the project. Any vehicle or machine which may come in contact with track, signal equipment, or structure (bridge) and could result in a train derailment must be reported immediately to the Railway representative in charge of the project and to the Railway's Resource Operations Center at 1(800) 832-5452. Local emergency numbers are to be obtained from the Railway representative in charge of the project prior to the start of any work and must be posted at the job site.
- **1.06.07** For safety reasons, all persons are prohibited from having pocket knives, firearms or other deadly weapons in their possession while working on Railway's Property.
- **1.06.08** All personnel protective equipment (PPE) used on Railway Property must meet applicable OSHA and ANSI specifications. Current Railway personnel protective equipment requirements are listed on the web site, [www.bnsfcontractor.com](http://www.bnsfcontractor.com), however, a partial list of the requirements include: a) safety glasses with permanently affixed side shields (no yellow lenses); b) hard hats; c) safety shoe with: hardened toes, above-the-ankle lace-up and a defined heel; and d) high visibility retro-reflective work wear. The Railway's representative in charge of the project is to be contacted regarding local specifications for meeting requirements relating to hi-visibility work wear. Hearing protection, fall protection, gloves, and respirators must be worn as required by State and Federal regulations. **(NOTE – Should there be a discrepancy between the information contained on the web site and the information in this paragraph, the web site will govern.)**
- **1.06.09 THE CONTRACTOR MUST NOT PILE OR STORE ANY MATERIALS, MACHINERY OR EQUIPMENT CLOSER THAN 25'-0" TO THE CENTER LINE OF THE NEAREST RAILWAY TRACK. MATERIALS, MACHINERY OR EQUIPMENT MUST NOT BE STORED OR LEFT WITHIN 250 FEET OF ANY HIGHWAY/RAIL AT-GRADE CROSSINGS OR TEMPORARY CONSTRUCTION CROSSING, WHERE STORAGE OF THE SAME WILL OBSTRUCT THE VIEW OF A TRAIN APPROACHING THE CROSSING. PRIOR TO BEGINNING WORK, THE CONTRACTOR MUST ESTABLISH A STORAGE AREA WITH CONCURRENCE OF THE RAILWAY'S REPRESENTATIVE.**
- **1.06.10** Machines or vehicles must not be left unattended with the engine running. Parked machines or equipment must be in gear with brakes set and if equipped with blade, pan or bucket, they must be lowered to the ground. All machinery and equipment left unattended on Railway's Property must be left inoperable and secured against movement. (See internet Engineering Contractor Safety Orientation program for more detailed specifications)





- **1.06.11** Workers must not create and leave any conditions at the work site that would interfere with water drainage. Any work performed over water must meet all Federal, State and Local regulations.
- **1.06.12** All power line wires must be considered dangerous and of high voltage unless informed to the contrary by proper authority. For all power lines the minimum clearance between the lines and any part of the equipment or load must be; 200 KV or below - 15 feet; 200 to 350 KV - 20 feet; 350 to 500 KV - 25 feet; 500 to 750 KV - 35 feet; and 750 to 1000 KV - 45 feet. If capacity of the line is not known, a minimum clearance of 45 feet must be maintained. A person must be designated to observe clearance of the equipment and give a timely warning for all operations where it is difficult for an operator to maintain the desired clearance by visual means.

### **1.07 Excavation:**

- **1.07.01** Before excavating, the Contractor must determine whether any underground pipe lines, electric wires, or cables, including fiber optic cable systems are present and located within the Project work area. The Contractor must determine whether excavation on Railway's Property could cause damage to buried cables resulting in delay to Railway traffic and disruption of service to users. Delays and disruptions to service may cause business interruptions involving loss of revenue and profits. Before commencing excavation, the Contractor must contact **BNSF's Field Engineering Representative (\_\_\_\_\_)**. All underground and overhead wires will be considered HIGH VOLTAGE and dangerous until verified with the company having ownership of the line. **It is the Contractor's responsibility to notify any other companies that have underground utilities in the area and arrange for the location of all underground utilities before excavating.**
- **1.07.02** The Contractor must cease all work and notify the Railway immediately before continuing excavation in the area if obstructions are encountered which do not appear on drawings. If the obstruction is a utility and the owner of the utility can be identified, then the Contractor must also notify the owner immediately. If there is any doubt about the location of underground cables or lines of any kind, no work must be performed until the exact location has been determined. There will be no exceptions to these instructions.
- **1.07.03** All excavations must be conducted in compliance with applicable OSHA regulations and, regardless of depth, must be shored where there is any danger to tracks, structures or personnel.
- **1.07.04** Any excavations, holes or trenches on the Railway's Property must be covered, guarded and/or protected when not being worked on. When leaving work site areas at night and over weekends, the areas must be secured and left in a condition that will ensure that Railway employees and other personnel who may be working or passing through the area are protected from all hazards. All excavations must be back filled as soon as possible.

### **1.08 Hazardous Waste, Substances and Material Reporting:**

- **1.08.01** If Contractor discovers any hazardous waste, hazardous substance, petroleum or other deleterious material, including but not limited to any non-containerized commodity or material, on or adjacent to Railway's Property, in or near any surface water, swamp, wetlands or waterways, while performing any work under this Agreement, Contractor must immediately: (a) notify the Railway's Resource Operations Center at 1 (800) 832-5452, of such discovery; (b) take safeguards necessary to protect its employees, subcontractors, agents and/or third parties; and (c) exercise due care with respect to the release, including the taking of any appropriate measure to minimize the impact of such release.

### **1.09 Personal Injury Reporting**

- **1.09.01** The Railway is required to report certain injuries as a part of compliance with Federal Railroad Administration (FRA) reporting requirements. Any personal injury sustained by an employee of the Contractor, subcontractor or Contractor's invitees while on the Railway's Property must be reported immediately (by phone mail if unable to contact in person) to the Railway's representative in charge of the project. The Non-Employee Personal Injury Data Collection Form contained herein is to be completed and sent by Fax to the Railway at 1(817) 352-7595 and to the Railway's Project Representative no later than the close of shift on the date of the injury.



## NON-EMPLOYEE PERSONAL INJURY DATA COLLECTION

(If injuries are in connection with rail equipment accident/incident, highway rail grade crossing accident or automobile accident, ensure that appropriate information is obtained, forms completed and that data entry personnel are aware that injuries relate to that specific event.)

Injured Person Type:

☐ Passenger on train (C)

☐ Non-employee (N)

*(i.e., emp of another railroad, or, non-BNSF emp involved in vehicle accident, including company vehicles)*

☐ Contractor/safety sensitive (F)

☐ Contractor/non-safety sensitive (G)

☐ Volunteer/safety sensitive (H)

☐ Volunteer/other non-safety sensitive (I)

☐ Non-trespasser (D) - to include highway users involved in highway rail grade crossing accidents who did not go around or through gates

☐ Trespasser (E) - to include highway users involved in highway rail grade crossing accidents who went around or through gates

☐ Non-trespasser (J) - Off railroad property

If train involved, Train ID:

\_\_\_\_\_

Transmit attached information to Accident/Incident Reporting Center by:

Fax 1-817-352-7595

or by Phone 1-800-697-6736

or email to: [Accident-Reporting.Center@BNSF.com](mailto:Accident-Reporting.Center@BNSF.com)

Officer Providing Information:

\_\_\_\_\_  
(Name)

\_\_\_\_\_  
(Employee No.)

\_\_\_\_\_  
(Phone #)

REPORT PREPARED TO COMPLY WITH FEDERAL ACCIDENT REPORTING REQUIREMENTS AND PROTECTED FROM  
DISCLOSURE PURSUANT TO 49 U.S.C. 20903 AND 83 U.S.C. 490



## NON-EMPLOYEE PERSONAL INJURY DATA COLLECTION

INFORMATION REQUIRED TO BE COLLECTED PURSUANT TO FEDERAL REGULATION. IT SHOULD BE USED FOR COMPLIANCE WITH FEDERAL REGULATIONS ONLY AND IT IS NOT INTENDED TO PRESUME ACCEPTANCE OF RESPONSIBILITY OR LIABILITY.

1. Accident City/St:	_____	2. Date:	_____	Time:	_____
County:	_____	3. Temperature:	_____	4. Weather:	_____
(if non BNSF location)					
Mile Post / Line Segment: _____					
5. Driver's License No (and state) or other ID:			SSN (required):		
6. Name (last, first, mi): _____					
7. Address:		City:	St:	Zip:	
8. Date of Birth:		and/or Age:		Gender:	
		(if available)			
Phone Number:		Employer:			
9. Injury:		10. Body Part:			
(i.e., Laceration, etc.)		(i.e., Hand, etc.)			
11. Description of Accident (To include location, action, result, etc.):					
_____					
_____					
_____					
12. Treatment:					
<input type="checkbox"/> First Aid Only					
<input type="checkbox"/> Required Medical Treatment					
<input type="checkbox"/> Other Medical Treatment					
_____					
_____					
13. Dr. Name:			Date:		
_____			_____		
14. Dr. Address:					
Street:		City:	St:	Zip:	
_____		_____	_____	_____	
15. Hospital Name:					
_____					
16. Hospital Address:					
Street:		City:	St:	Zip:	
_____		_____	_____	_____	
17. Diagn					

**REPORT PREPARED TO COMPLY WITH FEDERAL ACCIDENT REPORTING  
REQUIREMENTS AND PROTECTED FROM DISCLOSURE PURSUANT TO 49 U.S.C. 20903**

11. BNSF Railroad Right of Entry Exhibit "C-1".



**EXHIBIT "C-1"**  
**BNSF RAILWAY COMPANY**  
**and the**  
**CONTRACTOR**

**Railway File:** \_\_\_\_\_

**Agency Project:** \_\_\_\_\_

**Contractor Name**(hereinafter called "Contractor"), has entered into an agreement (hereinafter called "Agreement") dated \_\_\_\_\_, 201\_, with the Wisconsin Department of Transportation for the performance of certain work in connection with the following project:\_\_\_\_\_. Performance of such work will necessarily require Contractor to enter **BNSF RAILWAY COMPANY** (hereinafter called "Railway") right-of-way and property (hereinafter called "Railway Property"). The Agreement provides that no work will be commenced within Railway Property until the Contractor employed in connection with said work for the Wisconsin Department of Transportation (i) executes and delivers to Railway an Agreement in the form hereof, and (ii) provides insurance of the coverage and limits specified in such Agreement and Section 3 herein. If this Agreement is executed by a party who is not the Owner, General Partner, President or Vice President of Contractor, Contractor must furnish evidence to Railway certifying that the signatory is empowered to execute this Agreement on behalf of Contractor.

Accordingly, in consideration of Railway granting permission to Contractor to enter upon Railway Property and as an inducement for such entry, Contractor, effective on the date of the Agreement, has agreed and does hereby agree with Railway as follows:

**1) RELEASE OF LIABILITY AND INDEMNITY**

Contractor hereby waives, releases, indemnifies, defends and holds harmless Railway for all judgments, awards, claims, demands, and expenses (including attorneys' fees), for injury or death to all persons, including Railway's and Contractor's officers and employees, and for loss and damage to property belonging to any person, arising in any manner from Contractor's or any of Contractor's subcontractors' acts or omissions or any work performed on or about Railway's property or right-of-way. **THE LIABILITY ASSUMED BY CONTRACTOR WILL NOT BE AFFECTED BY THE FACT, IF IT IS A FACT, THAT THE DESTRUCTION, DAMAGE, DEATH, OR INJURY WAS OCCASIONED BY OR CONTRIBUTED TO BY THE NEGLIGENCE OF RAILWAY, ITS AGENTS, SERVANTS, EMPLOYEES OR OTHERWISE, EXCEPT TO THE EXTENT THAT SUCH CLAIMS ARE PROXIMATELY CAUSED BY THE INTENSIONAL MISCONDUCT OR GROSS NEGLIGENCE OF RAILWAY.**



**THE INDEMNIFICATION OBLIGATION ASSUMED BY CONTRACTOR INCLUDES ANY CLAIMS, SUITS OR JUDGMENTS BROUGHT AGAINST RAILWAY UNDER THE FEDERAL EMPLOYEE'S LIABILITY ACT, INCLUDING CLAIMS FOR STRICT LIABILITY UNDER THE SAFETY APPLIANCE ACT OR THE LOCOMOTIVE INSPECTION ACT, WHENEVER SO CLAIMED.**

Contractor further agrees, at its expense, in the name and on behalf of Railway, that it will adjust and settle all claims made against Railway, and will, at Railway's discretion, appear and defend any suits or actions of law or in equity brought against Railway on any claim or cause of action arising or growing out of or in any manner connected with any liability assumed by Contractor under this Agreement for which Railway is liable or is alleged to be liable. Railway will give notice to Contractor, in writing, of the receipt or dependency of such claims and thereupon Contractor must proceed to adjust and handle to a conclusion such claims, and in the event of a suit being brought against Railway, Railway may forward summons and complaint or other process in connection therewith to Contractor, and Contractor, at Railway's discretion, must defend, adjust, or settle such suits and protect, indemnify, and save harmless Railway from and against all damages, judgments, decrees, attorney's fees, costs, and expenses growing out of or resulting from or incident to any such claims or suits.

In addition to any other provision of this Agreement, in the event that all or any portion of this Article shall be deemed to be inapplicable for any reason, including without limitation as a result of a decision of an applicable court, legislative enactment or regulatory order, the parties agree that this Article shall be interpreted as requiring Contractor to indemnify Railway to the fullest extent permitted by applicable law. **THROUGH THIS AGREEMENT THE PARTIES EXPRESSLY INTEND FOR CONTRACTOR TO INDEMNIFY RAILWAY FOR RAILWAY'S ACTS OF NEGLIGENCE.**

It is mutually understood and agreed that the assumption of liabilities and indemnification provided for in this Agreement survive any termination of this Agreement.

## **2) TERM**

This Agreement is effective from the date of the Agreement until (i) the completion of the project set forth herein, and (ii) full and complete payment to Railway of any and all sums or other amounts owing and due hereunder.

## **3) INSURANCE**

Contractor shall, at its sole cost and expense, procure and maintain during the life of this Agreement the following insurance coverage:



- A. Commercial General Liability insurance. This insurance shall contain broad form contractual liability with a combined single limit of a minimum of \$5,000,000 each occurrence and an aggregate limit of at least \$10,000,000 but in no event less than the amount otherwise carried by the Contractor. Coverage must be purchased on a post 2004 ISO occurrence form or equivalent and include coverage for, but not limit to the following:

- “ Bodily Injury and Property Damage
- “ Personal Injury and Advertising Injury
- “ Fire legal liability
- “ Products and completed operations

This policy shall also contain the following endorsements, which shall be indicated on the certificate of insurance:

- “ The definition of insured contract shall be amended to remove any exclusion or other limitation for any work being done within 50 feet of railroad property.
- “ Waiver of subrogation in favor of and acceptable to Railway.
- “ Additional insured endorsement in favor of and acceptable to Railway.
- “ Separation of insureds.
- “ The policy shall be primary and non-contributing with respect to any insurance carried by Railway.

It is agreed that the workers' compensation and employers' liability related exclusions in the Commercial General Liability insurance policy(s) required herein are intended to apply to employees of the policy holder and shall not apply to **Railway** employees.

No other endorsements limiting coverage as respects obligations under this Agreement may be included on the policy with regard to the work being performed under this agreement.

- B. Business Automobile Insurance. This insurance shall contain a combined single limit of at least \$1,000,000 per occurrence, and include coverage for, but not limited to the following:

- “ Bodily injury and property damage
- “ Any and all vehicles owned, used or hired

The policy shall also contain the following endorsements or language, which shall be indicated on the certificate of insurance:

- “ Waiver of subrogation in favor of and acceptable to Railway.
- “ Additional insured endorsement in favor of and acceptable to Railway.
- “ Separation of insureds.
- “ The policy shall be primary and non-contributing with respect to any insurance carried by Railway.



C. Workers Compensation and Employers Liability insurance including coverage for, but not limited to:

- “ Contractor’s statutory liability under the worker’s compensation laws of the state(s) in which the work is to be performed. If optional under State law, the insurance must cover all employees anyway.
- “ Employers’ Liability (Part B) with limits of at least \$500,000 each accident, \$500,000 by disease policy limit, \$500,000 by disease each employee.

This policy shall also contain the following endorsements or language, which shall be indicated on the certificate of insurance:

- “ Waiver of subrogation in favor of and acceptable to Railway.

D. Railroad Protective Liability insurance naming only the **Railway** as the Insured with coverage of at least \$5,000,000 per occurrence and \$10,000,000 in the aggregate. The policy Must be issued on a standard ISO form CG 00 35 12 04 and include the following:

- “ Endorsed to include the Pollution Exclusion Amendment
- “ Endorsed to include the Limited Seepage and Pollution Endorsement.
- “ Endorsed to remove any exclusion for punitive damages.
- “ No other endorsements restricting coverage may be added.
- “ The original policy must be provided to the **Railway** prior to performing any work or services under this Agreement
- “ Definition of “Physical Damage to Property” shall be endorsed to read: “means direct and accidental loss of or damage to all property owned by any named insured and all property in any named insured’ care, custody, and control arising out of the acts or omissions of the contractor named on the Declarations.

In lieu of providing a Railroad Protective Liability Policy, Licensee may participate (if available) in Railway’s Blanket Railroad Protective Liability Insurance Policy.

**Other Requirements:**

Where allowable by law, all policies (applying to coverage listed above) shall contain no exclusion for punitive damages.

Contractor agrees to waive its right of recovery against **Railway** for all claims and suits against **Railway**. In addition, its insurers, through the terms of the policy or policy endorsement, waive their right of subrogation against **Railway** for all claims and suits. Contractor further waives its right of recovery, and its insurers also waive their right of subrogation against **Railway** for loss of its owned or leased property or property under Contractor’s care, custody or control.



Allocated Loss Expense shall be in addition to all policy limits for coverages referenced above.

Contractor is not allowed to self-insure without the prior written consent of **Railway**. If granted by **Railway**, any self-insured retention or other financial responsibility for claims shall be covered directly by Contractor in lieu of insurance. Any and all **Railway** liabilities that would otherwise, according to the provisions of this Agreement, be covered by Contractor's insurance will be covered as if Contractor elected not to include a deductible, self-insured retention or other financial responsibility for claims.

Prior to commencing services, Contractor shall furnish to **Railway** an acceptable certificate(s) of insurance from an authorized representative evidencing the required coverage(s), endorsements, and amendments. The certificate should be directed to the following address:

BNSF Railway Company  
c/o CertFocus  
P.O. Box 140528  
Kansas City, MO 64114  
Toll Free: (877) 576-2378  
Fax number: (817) 840-7487  
Email: [BNSF@certfocus.com](mailto:BNSF@certfocus.com) [www.certfocus.com](http://www.certfocus.com)

Contractor shall notify **Railway** in writing at least 30 days prior to any cancellation, non-renewal, substitution or material alteration.

Any insurance policy shall be written by a reputable insurance company acceptable to **Railway** or with a current Best's Guide Rating of A- and Class VII or better and authorized to do business in the state(s) in which the service is to be provided.

If coverage is purchased on a "claims made" basis, Contractor hereby agrees to maintain coverage in force for a minimum of three years after expiration, cancellation or termination of this Agreement. Annually Contractor agrees to provide evidence of such coverage as required hereunder.

Contractor represents that this Agreement has been thoroughly reviewed by Contractor's insurance agent(s)/broker(s), who have been instructed by Contractor to procure the insurance coverage required by this Agreement.

Not more frequently than once every five years, **Railway** may reasonably modify the required insurance coverage to reflect then-current risk management practices in the railroad industry and underwriting practices in the insurance industry.





If any portion of the operation is to be subcontracted by Contractor, Contractor shall require that the subcontractor shall provide and maintain insurance coverage(s) as set forth herein, naming **Railway** as an additional insured, and shall require that the subcontractor shall release, defend and indemnify **Railway** to the same extent and under the same terms and conditions as Contractor is required to release, defend and indemnify **Railway** herein.

Failure to provide evidence as required by this section shall entitle, but not require, **Railway** to terminate this Agreement immediately. Acceptance of a certificate that does not comply with this section shall not operate as a waiver of Contractor's obligations hereunder.

The fact that insurance (including, without limitation, self-insurance) is obtained by Contractor shall not be deemed to release or diminish the liability of Contractor including, without limitation, liability under the indemnity provisions of this Agreement. Damages recoverable by **Railway** shall not be limited by the amount of the required insurance coverage.

In the event of a claim or lawsuit involving **Railway** arising out of this agreement, Contractor will make available any required policy covering such claim or lawsuit.

These insurance provisions are intended to be a separate and distinct obligation on the part of the Contractor. Therefore, these provisions shall be enforceable and Contractor shall be bound thereby regardless of whether or not indemnity provisions are determined to be enforceable in the jurisdiction in which the work covered hereunder is performed.

For purposes of this section, **Railway** shall mean "Burlington Northern Santa Fe LLC", "BNSF Railway Company" and the subsidiaries, successors, assigns and affiliates of each.

#### **4) SALES AND OTHER TAXES**

In the event applicable sales taxes of a state or political subdivision of a state of the United States are levied or assessed in connection with and directly related to any amounts invoiced by Contractor to Railway ("Sales Taxes"), Railway shall be responsible for paying only the Sales Taxes that Contractor separately states on the invoice or other billing documents provided to Railway; *provided, however*, that (i) nothing herein shall preclude Railway from claiming whatever Sales Tax exemptions are applicable to amounts Contractor bills Railway, (ii) Contractor shall be responsible for all sales, use, excise, consumption, services and other taxes which may accrue on all services, materials, equipment, supplies or fixtures that Contractor and its subcontractors use or consume in the performance of this Agreement, (iii) Contractor shall be responsible for Sales Taxes (together with any penalties, fines or interest thereon) that Contractor fails to separately state on the invoice or other billing documents provided to Railway or fails to collect at the time of payment by Railway of invoiced amounts (except where Railway claims a Sales Tax exemption), and (iv) Contractor shall be responsible for Sales Taxes (together with any penalties, fines or interest thereon) if Contractor fails to issue separate invoices for each state in which Contractor delivers goods, provides services or, if applicable, transfers intangible rights to Railway.



Upon request, Contractor shall provide Railway satisfactory evidence that all taxes (together with any penalties, fines or interest thereon) that Contractor is responsible to pay under this Agreement have been paid. If a written claim is made against Contractor for Sales Taxes with respect to which Railway may be liable for under this Agreement, Contractor shall promptly notify Railway of such claim and provide Railway copies of all correspondence received from the taxing authority. Railway shall have the right to contest, protest, or claim a refund, in Railway's own name, any Sales Taxes paid by Railway to Contractor or for which Railway might otherwise be responsible for under this Agreement; provided, however, that if Railway is not permitted by law to contest any such Sales Tax in its own name, Contractor shall, if requested by Railway at Railway's sole cost and expense, contest in Contractor's own name the validity, applicability or amount of such Sales Tax and allow Railway to control and conduct such contest.

Railway retains the right to withhold from payments made under this Agreement amounts required to be withheld under tax laws of any jurisdiction. If Contractor is claiming a withholding exemption or a reduction in the withholding rate of any jurisdiction on any payments under this Agreement, before any payments are made (and in each succeeding period or year as required by law), Contractor agrees to furnish to Railway a properly completed exemption form prescribed by such jurisdiction. Contractor shall be responsible for any taxes, interest or penalties assessed against Railway with respect to withholding taxes that Railway does not withhold from payments to Contractor.

## **5) EXHIBIT "C" CONTRACTOR REQUIREMENTS**

The Contractor must observe and comply with all provisions, obligations, requirements and limitations contained in the Agreement, and the Contractor Requirements set forth on Exhibit "C" attached to the Agreement and this Agreement, including, but not be limited to, payment of all costs incurred for any damages to Railway roadbed, tracks, and/or appurtenances thereto, resulting from use, occupancy, or presence of its employees, representatives, or agents or subcontractors on or about the construction site. Contractor shall execute a Temporary Construction Crossing Agreement or Private Crossing Agreement (<http://www.bnsf.com/communities/faqs/permits-real-estate/>), for any temporary crossing requested to aid in the construction of this Project, if approved by BNSF.

## **6) TRAIN DELAY**

Contractor is responsible for and hereby indemnifies and holds harmless Railway (including its affiliated railway companies, and its tenants) for, from and against all damages arising from any unscheduled delay to a freight or passenger train which affects Railway's ability to fully utilize its equipment and to meet customer service and contract obligations. Contractor will be billed, as further provided below, for the economic losses arising from loss of use of equipment, contractual loss of incentive pay and bonuses and contractual penalties resulting from train delays, whether caused by Contractor, or subcontractors, or by the Railway performing work under this Agreement. Railway agrees that it will not perform any act to unnecessarily cause train delay.



For loss of use of equipment, Contractor will be billed the current freight train hour rate per train as determined from Railway's records. Any disruption to train traffic may cause delays to multiple trains at the same time for the same period.

Additionally, the parties acknowledge that passenger, U.S. mail trains and certain other grain, intermodal, coal and freight trains operate under incentive/penalty contracts between Railway and its customer(s). Under these arrangements, if Railway does not meet its contract service commitments, Railway may suffer loss of performance or incentive pay and/or be subject to penalty payments. Contractor is responsible for any train performance and incentive penalties or other contractual economic losses actually incurred by Railway which are attributable to a train delay caused by Contractor or its subcontractors.

The contractual relationship between Railway and its customers is proprietary and confidential. In the event of a train delay covered by this Agreement, Railway will share information relevant to any train delay to the extent consistent with Railway confidentiality obligations. The rate then in effect at the time of performance by the Contractor hereunder will be used to calculate the actual costs of train delay pursuant to this agreement.

Contractor and its subcontractors must give Railway's representative (\_\_\_\_\_) \_\_\_\_\_ (\_\_\_\_) weeks advance notice of the times and dates for proposed work windows. Railway and Contractor will establish mutually agreeable work windows for the project. Railway has the right at any time to revise or change the work windows due to train operations or service obligations. Railway will not be responsible for any additional costs or expenses resulting from a change in work windows. Additional costs or expenses resulting from a change in work windows shall be accounted for in Contractor's expenses for the project.

Contractor and subcontractors must plan, schedule, coordinate and conduct all Contractor's work so as to not cause any delays to any trains.



IN WITNESS WHEREOF, each of the parties hereto has caused this Agreement to be executed by its duly authorized officer the day and year first above written.

**Contractor Name**

**BNSF Railway Company**

By: \_\_\_\_\_

By: \_\_\_\_\_

Printed Name: \_\_\_\_\_

Name: \_\_\_\_\_

Manager Public Projects

Title: \_\_\_\_\_

Accepted and effective this \_\_\_\_\_ day of 20\_\_.

Contact Person: \_\_\_\_\_

Address: \_\_\_\_\_

City: \_\_\_\_\_

State: \_\_\_\_\_ Zip: \_\_\_\_\_

Fax: \_\_\_\_\_

Phone: \_\_\_\_\_

E-mail: \_\_\_\_\_

## **12. Hauling Restrictions.**

Use only City of Superior designated truck routes for material haul roads. Haul roads are detailed in standard spec 618. City of Superior designated truck routes are available on the city of Superior website: <http://www.ci.superior.wi.us/>

## **13. Roadway Maintenance.**

*Supplement standard spec 104.6.1 and 690 with the following:*

Dry brooming of the pavement shall not be allowed.

When engaged in saw cutting or roadway cleaning operations, use equipment having vacuum or water spray mechanisms to eliminate the dispersion of particulate matter into the atmosphere. If vacuum equipment is employed, it must have a suitable self-contained particulate collector to prevent discharge from the collection bin into the atmosphere.

## **14. Notice to Contractor – Contamination Beyond Construction Limits.**

The department completed testing for soil and ground water contamination for locations within this project where excavation is required. Testing indicated that petroleum-contaminated soil is present at the following sites:

1. Station 89+50 to 91+90 from 106 feet LT of centerline to 324 feet LT of centerline.
2. Station 168+65 to 169+20 from 110 feet RT of centerline to 14 feet LT of centerline

The contaminated soils at the above sites are expected to be beyond the excavation limits necessary to complete the work under this project. Control construction operations at these locations to ensure that they do not extend beyond the excavation limits indicated in the plans. If contaminated soils are encountered at these sites or elsewhere on the project during excavation, terminate excavation in the area and notify the engineer.

The Hazardous Materials Report is available by contacting: Stephanie J. King, P.E., 1701 N. 4<sup>th</sup> Street, Superior, WI 54880, phone (715) 392-7874.

stp-107-100 (20050901)

## **15. Notice to Contractor, Verification of Asbestos Inspection, No Asbestos Found.**

John Roelke, License Number All-119523, inspected Structure B-16-0068 for asbestos on August 23, 2017. No regulated Asbestos Containing Material (RACM) was found on this structure. A copy of the inspection report is available from: Stephanie J. King, P.E., 1701 N. 4<sup>th</sup> Street, Superior, WI 54880, phone (715) 392-7874.

stp-107-127 (20120615)

## **16. Notice to Contractor, Environmental Commitments and Environmentally Sensitive areas.**

Environmentally Sensitive area: The department completed surveys and investigations for known environmentally sensitive areas located within the vicinity of this project. Surveys and investigations have indicated that environmentally sensitive areas are present at the following sites:

1. Station 214+00-214+70 from 85 feet LT of centerline to 95 feet LT of centerline.

The environmentally sensitive areas at the above sites are expected to be beyond the excavation limits necessary to complete the work under this project. Control construction operations at these locations to ensure that they do not extend beyond the excavation limits indicated in the plans.

Limit staging/stockpiling to paved, gravel or mowed areas. If staging cannot be limited, then additional surveys and investigations for known environmentally sensitive areas are required.

**17. Notice to Contractor – Traffic Signal Equipment Lead Time and Coordination.**

Note lead time for traffic signal equipment as there is a several months backorder for delivery of monotube traffic signal equipment. The contractor shall provide as much advance notice as possible to the monotube manufacturer. The contractor shall order equipment as soon as possible to assure the equipment is procured in a timely fashion to ensure timely delivery and installation prior to the end of the contract.

**18. Notice to Contractor, Construction Equipment Height Notification – FAA Regulations.**

Due to the proximity to airports, the use of any tall construction equipment including temporary cranes, with a height of more than 17 feet above ground level will require advance notice to the FAA.

The department will file an initial FAA Obstruction Analysis/Airport Airspace Analysis for tall construction equipment. If the contractor proposes to use equipment taller than 50 feet above ground level; as will be applied for by the department, the contractor must do a reapplication with coordination through WisDOT so a revision can be made to the airspace analysis.

If the contractor exceeds the filed time window April 1, 2020 through November 1, 2020, reapplication would also need to occur. Reapplication should occur three weeks prior to operations so that approvals can be made available prior to work.

The initial FAA Obstruction Analysis/Airport Airspace Analysis and any conditions or requirements will be available prior to construction from the regional office by contacting Stephanie King, Design Project Manager at (715) 392-7874.

FAA Obstruction Evaluation/Airport Airspace Analysis (OE/AAA) website:  
<http://oeaaa.faa.gov/oeaaa/external/portal.jsp>

Contact the following Airports one week before utilizing cranes on the project site. Contact Information:

William Amorde, Richard I. Bong Memorial Airport Manager 4804 Hammond Avenue Superior, WI 54880 (715) 394-0282	Brian Madsen Director Sky Harbor Regional Airport 5000 Minnesota Ave Duluth, MN 55802 (218) 733-0078
--	--

**19. Archaeological Site.**

47DG33 (Old Stockade) site is located approximately Station 144+00, 40 feet LT, to 149+75, 45 feet LT of centerline, within the limits shown on the plans.

Notify the Bureau of Technical Services – Environmental Process and Document Section (BTS-EPDS) at (608) 266-0099 at least two weeks before commencement of any ground disturbing activities beyond the existing right-of-way limits. BTS-EPDS will determine if a qualified archaeologist will need to be on site during construction of this area.

Do not use the site for borrow or waste disposal. Do not use the site area not currently capped by asphalt/concrete for the staging of personnel, equipment and/or supplies.

47DG27 (unnamed) site is located approximately Station 215+80 to 217+00, RT and LT of centerline, within the limits shown on the plans.

Notify the Bureau of Technical Services – Environmental Process and Document Section (BTS-EPDS) at (608) 266-0099 at least two weeks before commencement of any ground disturbing activities. BTS-EPDS will determine if a qualified archaeologist will need to be on site during construction of this area.

Do not use the site for borrow or waste disposal. Do not use the site area not currently capped by asphalt/concrete for the staging of personnel, equipment and/or supplies.

stp-107-220 (20180628)

## **20. Coordination with Businesses and Residents.**

The contractor shall arrange and conduct a meeting between the contractor, the department, affected residents, local officials and business people to discuss the project schedule of operations including vehicular and pedestrian access during construction operations. Hold the first meeting at least one week before the start of work under this contract and hold two meetings per month thereafter. The contractor shall arrange for a suitable location for meetings that provides reasonable accommodation for public involvement. The department will prepare and coordinate publication of the meeting notices and mailings for meetings. The contractor shall schedule meetings with at least two weeks' prior notice to the engineer to allow for these notifications.

stp-108-060 (20141107)

## **21. Municipality Acceptance of Sanitary Sewer Construction.**

Both the department and City of Superior personnel will inspect construction of sanitary sewer under this contract. Final acceptance of the sanitary sewer construction will be by the City of Superior Environmental Services Division of Public Works.

## **22. Incentive/Disincentive for Interim Completion of Work, Item 108.3100.S.**

### **A General**

This item shall consist of either an incentive payment or a disincentive pay reduction as specified below.

The contractor shall complete all of the work necessary to reopen USH 2 Belknap Street and USH 53 East Second Street Intersection to through and all turning traffic, including: all underground electrical work for new signals and lighting, all concrete bases and other ground disturbing activities for new signals and lighting, curb and gutter, medians and concrete panels or required plan pavement shown in stages 1A and 1B of the plan, on this contract before 12:01 AM June 15, 2020.

The completion time allowed for this contract is based on an expedited work schedule.

Under this Incentive/Disincentive plan, no time extensions will be granted for adverse weather conditions; for delays in material deliveries; or for labor disputes unless it can be shown that such disputes are industry wide.

The maximum incentive payment, as shown on the Schedule of Items, is for department accounting purposes. The actual incentive payment the contractor may receive shall be according to section B of this provision.

Incentive payments will not be considered as part of the money value of the work completed for computing time extensions.

### **B Incentive Payment**

The contractor shall be entitled to an incentive payment for completion of all of the work necessary to reopen USH 2 Belknap Street and USH 53 East Second Street Intersection to through and all turning traffic, on this contract before 12:01 AM, June 15, 2020.

The incentive payment will be paid at the rate of \$20,000 per calendar day, of completion before 12:01 AM June 15, 2020. The maximum amount of incentive payment cannot exceed \$200,000.

### **C Disincentive Pay Reduction**

Should the contractor fail to complete all of the work necessary to reopen USH 2 Belknap Street and USH 53 East Second Street Intersection to through and all turning traffic, under this contract before 12:01 AM, June 15, 2020, the contractor shall be liable to the department for a pay reduction in the amount of \$20,000 per calendar day for each calendar day after 12:01 AM, June 15, 2020 that work remains incomplete. An entire calendar day will be assessed for any period of time within a calendar day that the work remains incomplete beyond 12:01 AM.

If contract time expires before completing all work specified in the contract, additional liquidated damages will be assessed as specified in standard spec 108.11 or as specified within this contract.

## **D Measurement and Payment**

Incentive/Disincentive for interim Completion of Work will be measured by the calendar day and will be paid/assessed at the contract unit price per calendar day.

The unit price per day for an incentive pay adjustment will be compensation in full for completing the work as specified in section B of this provision.

The unit price per day for a disincentive pay reduction will be assessed for failing to complete all the work as specified in section C of this provision.

stp-108-056 (20161130)

## **23. Debris Containment B-16-68, Item 203.0225.S.01.**

### **A Description**

This special provision describes providing a containment system to prevent debris from structure removal, reconstruction, or other construction operations from falling onto facilities located under the structure. Using this containment system does not relieve the contractor of requirements under standard spec 107.17 and standard spec 107.19 or requirements under a US Army Corps of Engineers Section 404 Permit.

### **B (Vacant)**

### **C Construction**

Before starting work, submit a debris containment plan to the engineer for review. Incorporate engineer-requested modifications. Do not start work over BNSF Railway Company until the engineer approves the debris containment plan.

Maintain adequate protection throughout construction for people and property within the potential fall zone. Install a containment system that maintains existing vertical clearance to the facilities below and is capable of protecting underlying facilities from falling construction debris before beginning deck repair, parapet removal, or other operations that may generate debris.

At least 15 working days before conducting potential debris generating operations, contact the following owners or lessees:

1. Daniel Peltier, Manager Public Projects, (763) 782-3495, [daniel.peltier@bnsf.com](mailto:daniel.peltier@bnsf.com)

Upon completion of the work or when directed by the engineer, remove the debris containment system.

### **D Measurement**

The department will measure Debris Containment B-16-68 as a single lump sum unit of work for each structure, acceptably completed.

### **E Payment**

The department will pay for measured quantities at the contract unit price under the following bid item:

ITEM NUMBER	DESCRIPTION	UNIT
203.0225.S.01	Debris Containment B-16-68	LS

Payment for Debris Containment is full compensation supplying a debris containment plan; and for furnishing, installing, maintaining, and removing a debris containment system.

stp-203-010 (20190618)

## **24. Removing Pavement, Curb & Gutter, and Concrete Sidewalk.**

*Supplement standard spec 204 as follows:*

Sawcut concrete pavement and concrete sidewalk into pieces no larger than 8-foot sections and remove using methods approved by the engineer. Payment of the full depth saw cut will be paid for under the bid item Slicing Concrete. During the saw cutting and concrete removal, take extreme care to not damage the adjacent concrete. The contractor will be responsible for any damage to the adjacent concrete.



## **25. Removing Concrete Surface Partial Depth, Item 204.0109.S.**

### **A Description**

This special provision describes removing a portion of concrete surfaces as the plans show and conforming to standard spec 204.

### **B (Vacant)**

### **C Construction**

#### **C.1 Equipment**

Use a machine that provides a surface finish acceptable to the engineer. Shroud the machine to prevent discharge of any loosened material into adjacent work areas or live traffic lanes.

Use a machine that is equipped with electronic devices that provide accurate depth, grade and slope control, and acceptable dust control system.

#### **C.2 Methods**

Remove existing concrete to the depths as shown on the plan by grinding, planing, chipping, sawing, milling, or by using other methods approved by the engineer.

Perform the removal operation in such a manner as to preclude damage to the remaining pavement and results in a reasonable uniform plane surface free of excessive large scarification marks and having a uniform transverse slope.

The sequence of removal operations shall be such that no exposed longitudinal joints 2 inches or more in depth remain during non-working hours. Windrowing or storing of the removed material on the roadway will only be permitted in conjunction with a continuous removal and pick-up operation. During non-working hours, clear the roadway of all materials and equipment.

Removed pavement becomes the property of the contractor. Properly dispose of it as specified in standard spec 204.3.1.3.

### **D Measurement**

The department will measure Removing Concrete Surface Partial Depth in area by the square foot of surface area removed.

### **E Payment**

The department will pay for measured quantities at the contract unit price under the following bid item:

ITEM NUMBER	DESCRIPTION	UNIT
204.0109.S.	Removing Concrete Surface Partial Depth	SF

Payment is in full compensation for removing the concrete; and for disposing of materials.

stp-204-041 (20080902)

## **26. Removing Traffic Signals USH 53 & USH 2/Belknap St, Item 204.9105.01.**

### **A Description**

This special provision describes removing existing traffic signals at the intersection of USH 53 & USH2/Belknap St conforming to standard spec 204.

### **B (Vacant)**

### **C Construction**

Arrange for the de-energizing of the traffic signals with the local electrical utility after receiving approval from the engineer that the existing traffic signals can be removed.

Notify the Northwest Region – Eau Claire Office Electrical Field Unit at (715) 577-3854 at least five working days prior to the removal of the traffic signals. Complete the removal work as soon as possible following shut down of this equipment.

The department assumes that all equipment is in good condition and in working order prior to the contractor's removal operation. Prior to removal, inspect and provide a list of any damaged or non-working traffic signal equipment to the engineer. Any damaged or not working equipment delivered to the department and not listed as damaged or not working prior to removal, shall be replaced by the contractor at no cost to the department.

Remove all standards and poles per plan from their concrete footings and disassemble out of traffic. Remove the bases from each pole. Remove the signal heads, mast arms, wiring/cabling, and traffic signal mounting devices from each signal standard, arm or pole. Ensure that all access hand hole doors and all associated hardware remain intact.

Remove the underground signal and lighting wiring/cabling as indicated on the plans. Dispose of the signal and lighting cable and internal wires off the state right-of-way. Salvage the above-ground equipment and deliver it to the Northwest Region – Eau Claire Office Electrical Unit, Highway 53 South, Eau Claire, WI. Contact the department's Electrical Field Unit at (715) 577-3854 at least three working days prior to delivery to make arrangements.

#### **D Measurement**

The department will measure Removing Traffic Signals – USH 53 & USH 2/Belknap St as a single lump sum unit of work for each intersection, acceptably completed.

#### **E Payment**

*Add the following to standard spec 204.5:*

ITEM NUMBER	DESCRIPTION	UNIT
204.9105.S.01	Removing Traffic Signals – USH 53 & USH 2/Belknap St	LS

Payment is full compensation for removing, disassembling traffic signals, scrapping of some materials, disposing of scrap material, and delivering the requested materials to the department.

### **27. Removing Concrete Median, Item 204.9180.S.01.**

#### **A Description**

This special provision describes removing a portion of concrete median as the plans show and conforming to standard spec 204.

#### **B (Vacant)**

#### **C Construction**

Use a machinery or shroud the machinery to prevent discharge of any loosened material into live traffic lanes.

#### **D Measurement**

The department will measure Removing Concrete Median in area by the square yard of surface area removed.

#### **E Payment**

The department will pay for measured quantities at the contract unit price under the following bid item:

ITEM NUMBER	DESCRIPTION	UNIT
204.9180.S.01	Removing Concrete Median	SY

Payment is in full compensation for removing the concrete median and for disposing of materials. The department will pay separately for removing curb and gutter under the 204 bid items.

stp-204-025 (20150630)

### **28. Preparation of Foundation for Asphaltic Paving**

Prepare the existing pavement foundation according to standard spec 211, as per the special plan detail, and as hereinafter provided.

*Delete standard spec 211.3.5.4 and replace with the following:*

Remove all surplus crack and joint sealing material from the surface of the pavement and all joint material, including fillers, sealers, and asphalt patching from joints and cracks to a minimum depth of 4 inches or full depth where conditions dictate below the milled surface of the concrete pavement.

Completely remove unstable patches of asphaltic materials used to fill localized pits, depressions, badly spalled, or disintegrated areas of the old pavement. Remove any loose concrete or concrete with incipient spalling within or contiguous to such areas.

Prior to placement of the HMA pavement and or leveling layer, refill these areas of removal, as described above, to the surface of the concrete pavement. Payment for refilling these areas is paid for under bid item 465.0110 Asphaltic Surface Patching.

Patching material that extends more than 1/2-inch above the milled ground surface shall be corrected before the leveling layer is placed.

**29. Concrete Pavement 9-Inch, Item 415.0090;  
Concrete Pavement Repair, Item 416.1710;  
Concrete Pavement Replacement, Item 416.1720.**

This special provision describes construction of Concrete Pavement, Concrete Pavement Repair and Concrete Pavement Replacement according to standard spec 415, standard spec 416, and standard spec 710. QMP for these items shall be combined and covered under standard spec 716, as shown on the plans, and hereinafter provided.

*Supplement standard spec 716.2 with the following:*

Concrete mix design shall be the responsibility of the contractor. Provide the concrete mix designs necessary to accommodate the contractor's operations and contractor scheduling according to the traffic provisions and prosecution and progress provisions included in the plan.

Chloride based accelerators shall be allowed in any concrete mixes that are specifically designed to meet opening strength within six hours or less within the time of placement to accommodate lane restrictions as specified in the contract.

QC slump testing is not required for any concrete mixture that has been approved and has at least 700 lbs. of cement per cubic yard.

Random 28-day compressive strength cylinders are not required.

Any chemical admixture(s) to be used, other than air-entraining agents or water reducers from the department's approved list, must be approved in advance by the engineer. The water-cement ratio of the concrete mixture shall not exceed 0.40.

*Supplement standard spec 415.3 and 416.3 with the following:*

Restrict lane operations as specified in the Traffic Section and the Prosecution and Progress Section. Perform work to cause the least possible inconvenience to traffic.

Remove areas of existing concrete pavement at locations designated in the plans or the engineer directs in the field. Saw the connecting edges as true and perpendicular as possible as specified for sawing pavement in standard spec 690. Remove the pavement without damage to the remaining pavement. Dispose of removed material as specified in 204.3.1.3.

Prepare the base as specified in standard spec 211 using engineer-approved hand methods. Place the repair to the thickness of the contiguous pavement. In lieu of replacing base that was damaged or removed, the contractor will be allowed to place concrete to fill this area at no additional cost to the department.

*Supplement standard spec 415.3.8, 416.3.7 and standard spec 416.3.8.2 with the following:*

Deposit concrete to require as little re-handling as possible, place and consolidate by hand with an immersion type vibrator and strike off and finish flush with adjoining surfaces. Any finished surface, (no plan overlay expected), within the repair that is 1/8 inches higher than the adjoining pavement shall be diamond ground to match elevation, (exceptions noted in paragraph below). Any individual repair that, within its defined boundaries, has any finished surface that is 1/8 inch lower than the adjoining pavement shall be paid at 50% of the bid price within the individual repair. Repair areas greater than 15 feet in length shall meet the Surface Testing and Correction parameters as defined in standard spec 415.3.10.

Concrete Pavement, Concrete Repair or Concrete Replacement areas within the boundaries of subsequent milling operation, (mainline through lanes), will be allowed to have a finished surface 0.25 inches higher or lower than the adjoining pavement surface.

Unless the plans show, or the engineer directs otherwise, the department will not require ties to the existing adjoining pavement within repairs that are fifteen feet or less in length.

Construct, cure, and protect as specified for concrete pavement repairs in standard spec 416.

*Supplement standard spec 415.3.15 and standard spec 416.2.5.2 with the following:*

Concrete Pavement, Concrete Repair or Concrete Replacement must attain a minimum compressive strength of 2500 psi before they can be opened to traffic. The opening strength shall be determined by Maturity Methods standard spec 502.3.10.1.3.3 or other engineer approved methods. If cylinders are used, the compressive strength shall be measured by testing concrete cylinders cured in the field on top of the slab, under the curing blanket. At least two cylinders shall be tested in determining the attained strength of concrete repairs for the purpose of opening the pavement to traffic. The average of test results for the two cylinders shall be used to determine compliance, except that neither cylinder may be less than 10 percent below the required strength.

If opening is not controlled by maturity methods or cylinders, cores may be substituted.

### **30. Reheating HMA Pavement Longitudinal Joints, Item 460.4110.S.**

#### **A Description**

This special provision describes reheating the abutting edge of the previously compacted layer in the adjacent lane while paving mainline asphalt pavements.

#### **B (Vacant)**

#### **C Construction**

##### **C.1 Equipment**

Provide a self-contained heating unit that heats by convection only. Do not use forced air to enhance the flame. Provide a fireproof barrier between the flame and the heater's fuel source. The heater must produce a uniform distribution of heat within the heat box. Provide automatic controls to regulate the heater output and shutoff the heater when the paver stops or the heater control system loses power.

Mount the heater on the paver inside the paver's automatic leveling device.

##### **C.2 Reheating Joints**

Evenly reheat at least an 8 inch (200 mm) wide strip of the previously compacted layer in the adjacent lane as follows:

- Reheat the joint to within 60 degrees F (15 degrees C) of the mix temperature at the paver auger. Measure joint temperature immediately behind the heater.

The engineer may allow the required joint reheat temperatures to be cooler than specified to adjust for weather, wind, and other field conditions. Coordinate the heater output and paver speed to achieve the required joint reheat temperature without visible smoke emission.

#### **D Measurement**

The department will measure Reheating HMA Pavement Longitudinal Joints by the linear foot, acceptably completed, as measured along each joint for each layer of asphalt placed.

## E Payment

The department will pay for measured quantities at the contract unit price under the following bid item:

ITEM NUMBER	DESCRIPTION	UNIT
460.4110.S	Reheating HMA Pavement Longitudinal Joints	LF

Payment is full compensation for all the work required under this bid item.

stp-460-015 (20140630)

## 31. Expansion Device, B-16-68.

### A Description

This special provision describes furnishing and installing an expansion device as the plans show conforming to standard spec 502 as modified in this special provision.

### B Materials

The minimum thickness of the polychloroprene strip seal shall be 1/4 inch for non-reinforced elastomeric glands and 1/8 inch for reinforced glands. Furnish the strip seal gland in lengths suitable for a continuous one-piece installation at each individual expansion joint location. Provide preformed polychloroprene strip seals that conform to the requirements ASTM D3542, and have the following physical properties:

Property Requirements	Value	Test Method
Tensile Strength, min.	2000 psi	ASTM D412
Elongation @ Break, min	250%	ASTM D412
Hardness, Type A, Durometer	55 ± 5 pts.	ASTM D2240

Install the elastomeric strip seal gland with tools recommended by the manufacturer, and with a lubricant adhesive conforming to the requirements of ASTM D4070.

The manufacturer and model number shall be one of the following approved strip seal expansion device products:

Manufacturer	Model Number Strip Seal Gland Size <sup>[1]</sup>		
	4-Inch	5-Inch	6-Inch
D.S. Brown	SSA2-A2R-400	SSA2-A2R-XTRA	SSA2-A2R-XTRA
R.J. Watson	RJA-RJ400	RJA-RJ500	RJA-RJ600
Watson Bowman Acme	A-SE400	A-SE500	A-SE800
Commercial Fabricators	A-AS400	-----	-----

<sup>[1]</sup> Expansion device strip seal gland size requirement of 4", 5", and 6" shall be as the plans show.

Furnish manufacturer's certification for production of polychloroprene represented showing test results for the cured material supplied and certifying that it meets all specified requirements.

The steel extrusion or retainer shall conform to ASTM designation A 709 grade 36 steel. After fabrication, steel shall be galvanized conforming to the requirements ASTM A123.

Manufacturer's certifications for adhesive and steel shall attest that the materials meet the specification requirements.

stp-502-020 (20171130)

### **32. Removing Bearings, B-16-68, Item 506.7050.S.01.**

#### **A Description**

This special provision describes raising the girders and removing the existing bearings, as the plans show.

#### **B (Vacant)**

#### **C Construction**

Raise the structure's girders and remove the existing bearings as the plans show.

Obtain prior approval from the engineer for the method of jacking the girders and of supporting them as required.

#### **D Measurement**

The department will measure Removing Bearings B-16-68 by the unit for each bearing removed, acceptably completed.

#### **E Payment**

The department will pay for measured quantities at the contract unit price under the following bid item:

ITEM NUMBER	DESCRIPTION	UNIT
506.7050.S.01	Removing Bearings, B-16-68	EACH

Payment is full compensation for raising the bridge girders; and for removing the old bearings.

Cost of furnishing and installing the bearings will be paid for under separate bid items.

stp-506-035 (20130615)

### **33. Sawing Pavement Deck Preparation Areas, Item 509.0310.S.**

#### **A Description**

This special provision describes sawing around deteriorated areas requiring deck repairs under the Preparation Decks bid items on decks receiving asphalt or polymer overlays and for deck repairs that will not receive an overlay.

#### **B (Vacant)**

#### **C Construction**

The department will sound and mark areas of deteriorated concrete that require deck preparation. The engineer may identify and mark additional areas as the work is being performed.

Wet cut a minimum of 1 inch deep and at least 2 inches outside of the marked areas. Bound each marked area by providing cuts aligned parallel and perpendicular to the deck centerline.

Remove sawing sludge after completing each area. Do not allow sludge or resulting residue to enter a live lane of traffic, storm sewer, stream, lake, reservoir, marsh, or wetland. Dispose of sludge at an acceptable material disposal site located off the project limits or, if the engineer allows, within the project limits.

#### **D Measurement**

The department will measure Sawing Pavement Deck Preparation Areas by the linear foot, acceptably completed, measured as the total linear feet of bounding cuts.

The department will not measure for payment over-cuts or cuts made beyond what is required to bound engineer-marked deterioration limits.

### **E Payment**

The department will pay for measured quantities at the contract unit price under the following bid item:

ITEM NUMBER	DESCRIPTION	UNIT
509.0310.S	Sawing Pavement Deck Preparation Areas	LF

Payment is full compensation for making all saw cuts; and for debris disposal.

stp-509-070 (20180628)

## **34. Concrete Masonry Deck Repair, Item 509.2100.S.**

### **A Description**

This special provision describes providing concrete masonry on the sawed deck preparation areas of the concrete bridge deck and in full depth deck, curb, and joint repair areas. Conform to standard spec 502 and standard spec 509.

### **B Materials**

#### **B.1 Neat Cement**

Furnish a neat cement bonding grout. Mix the neat cement in a water-cement ratio approximately equal to 5 gallons of water per 94 pounds of cement.

#### **B.2 Concrete**

Furnish grade C, C-FA, C-S, C-IS, C-IP, C-IT, or E concrete conforming to standard spec 501 for deck preparation, full-depth deck repair, curb repair and joint repair areas except as follows:

1. The contractor may increase slump of grade E concrete to 3 inches.
2. The contractor may use ready-mixed concrete.

### **C Construction**

#### **C.1 Neat Cement**

Immediately before placing the concrete deck patching, coat the prepared surfaces with a neat cement mixture. Ensure the prepared concrete surfaces are moist without any standing water before coating with the neat cement mixture. Brush the neat cement mixture over the prepared concrete surfaces to ensure that all parts receive an even coating, and do not allow excess neat cement to collect in pockets. Apply the neat cement at a rate that ensures the cement does not dry out before being covered with the new concrete.

#### **C.2 Placing Concrete**

Place concrete conforming to standard spec 509. As determined by the engineer, consolidate smaller areas by internal vibration, strike them off, and finish the areas with hand floats to produce plane surfaces that conform to the grade and elevation of the adjoining surfaces. Give all deck patching areas a final hand float finish.

#### **C.3 Curing Concrete**

Cure the concrete masonry deck patching conforming to standard spec 502.2.6(1).

### **D Measurement**

The department will measure the Concrete Masonry Deck Repair bid item by the cubic yard, acceptably completed.

The department will measure concrete used in deck preparation areas and in full depth deck, curb, and joint repair as part of the Concrete Masonry Deck Repair bid item.

The department will not measure wasted concrete.

## E Payment

The department will pay for measured quantities at the contract unit price under the following bid item:

ITEM NUMBER	DESCRIPTION	UNIT
509.2100.S	Concrete Masonry Deck Repair	CY

Payment is full compensation for furnishing, hauling, preparing, placing, finishing, curing, and protecting all materials.

stp-509-060 (20170615)

## 35. Polymer Overlay, Item 509.5100.S.

### A Description

This special provision describes providing two layers of a two-component polymer overlay system to the bridge decks the plans show.

### B Materials

#### B.1 General

Furnish materials specifically designed for use over concrete bridge decks. Furnish polymer liquid binders from the department's approved product list.

#### B.2 Polymer Resin

Furnish a polymer resin base and hardener composed of two-component, 100 percent solids, 100 percent reactive, thermosetting compound with the following properties:

Property	Requirements	Test Method
Gel Time <sup>[1]</sup>	15 - 45 minutes @ 73° to 75° F	ASTM C881
Viscosity <sup>[1]</sup>	7 - 70 poises	ASTM D2393, Brookfield RVT, Spindle No. 3, 20 rpm
Shore D Hardness <sup>[2]</sup>	60-75	ASTM D2240
Absorption <sup>[2]</sup>	1% maximum at 24 hr	ASTM D570
Tensile Elongation <sup>[2]</sup>	30% - 70% @ 7 days	ASTM D638
Tensile Strength <sup>[2]</sup>	2000 to 5000 psi @ 7 days	ASTM D638
Chloride Permeability <sup>[2]</sup>	<100 coulombs @ 28 days	AASHTO T277

<sup>[1]</sup> Uncured, mixed polymer binder

<sup>[2]</sup> Cured, mixed polymer binder

Ensure that the polymer resin when mixed with aggregate has the following properties:

Property	Requirement <sup>[1]</sup>	Test Method
Minimum Compressive Strength	1,000 psi @ 8 hrs 5,000 psi @ 24 hrs	ASTM C579 Method B, Modified <sup>[2]</sup>
Thermal Compatibility	No Delaminations	ASTM C884
Minimum Pull-off Strength	250 psi @ 24 hrs	ASTM C1583

<sup>[1]</sup> Based on samples cured or aged and tested at 75°F

<sup>[2]</sup> Plastic inserts that will provide 2-inch by 2-inch cubes shall be placed in the oversized brass molds.



### B.3 Aggregates

Furnish natural or synthetic aggregate that is non-polishing; clean; free of surface moisture; fractured or angular in shape; free from silt, clay, asphalt, or other organic materials; and conform to the following:

**Aggregate Properties**

Property	Requirement	Test Method
Moisture Content <sup>[1]</sup>	1/2 of the measured aggregate absorption, %	ASTM C566
Hardness	<sup>3</sup> 6.5	Mohs Scale
Fractured Faces	100% with at least 1 fractured face & 80% with at least 2 fractured faces of material retained on No.16	ASTM D5821
Absorption		ASTM C128

<sup>[1]</sup> Sampled and tested by the department before placement.

**Gradation**

Sieve Size	% Passing by Weight
No. 4	100
No. 8	30 – 75
No. 16	0 – 5
No. 30	0 – 1

### B.4 Approval of Bridge Deck Polymer Overlay System

A minimum of 20 working days before application, submit product data sheets and specifications from the manufacturer, and a certified report of test or analysis from an independent laboratory to the engineer for approval. The department will sample and test the aggregates for gradation and moisture content before placement. If requested, supply the department with samples of the polymer for the purpose of acceptance testing.

#### B.4.1 Product Data Sheets and Specifications

Product data sheets and specifications from the manufacture consists of literature from the manufacturer showing general instructions, application recommendations/methods, product properties, general instructions, or any other applicable information.

#### B.4.2 Certified Report of Test or Analysis

Conform to the following:

Polymer Binder: Submit a certified report of test or analysis from an independent laboratory dated less than 3 years before the date of the project letting showing the polymer binder meets the requirements of section B.2.

Aggregates: Submit a certified report of test or analysis from an independent laboratory dated less than 6 months before the date of the project letting showing the aggregates meet the requirements of section B.3.

## C Construction

### C.1 General

Ensure that the overlay system is 1/4 inch thick or thicker.

Conform to the following:

Field Review: Conduct a field review of the existing deck to identify any possible surface preparation and material compatibility issues.

Pre-Installation Meeting: Conduct a pre-installation meeting with the manufacturer's representative and the engineer before construction. Discuss the field review findings, verification testing of the surface preparation and establish procedures for maintaining optimum working conditions and coordination of work. Furnish the engineer a copy of the recommended procedures and apply the overlay system according to the manufacturer's instructions. Supply for the engineer's use for the duration of the project, a Concrete Surface Profile (CSP) chip set of 10 from the International Concrete Repair Institute (ICRI).

**Manufacturer's Representative:** An experienced manufacturer's representative familiar with the overlay system installation procedures shall be present at all times during surface preparation and overlay placement to provide quality assurance that the work is being performed properly. This requirement may be reduced at the engineer's discretion.

**Material Storage:** Store and handle materials according to the manufacturer's recommendations. Store resin materials in their original containers in a dry area. Store all aggregates in a dry environment and protect aggregates from contaminants on the job site.

## **C.2 Deck Preparation**

### **C.2.1 Deck Repair**

Remove all asphaltic patches and unsound or disintegrated areas of the concrete decks as the plans show, or as the engineer directs. Work performed to repair the concrete deck will be paid for under other items. Ensure that products used for deck patching are compatible with the polymer overlay system.

**NOTE:** Some polymer systems require concrete patch material to be in place a minimum of 28-days before overlaying - contact polymer manufacturer before completing deck patching/repair.

### **C.2.2 Surface Preparation**

Determine an acceptable shotblasting machine operation (size of shot, flow of shot, forward speed, and/or number of passes) that provides a surface profile meeting CSP 5 (medium-heavy shotblast) according to the ICRI Technical Guideline No. 310.2. If the engineer requires additional verification of the surface preparation, test the tensile bond strength according to ASTM C1593. The surface preparation will be considered acceptable if the tensile bond strength is greater than or equal to 250 psi or the failure area at a depth of 1/4 inches or more is greater than 50 percent of the test area. Continue adjustment of the shotblasting machine and necessary testing until the surface is acceptable to the engineer or a passing test result is obtained.

Prepare the entire deck using the final accepted adjustments to the shotblasting machine as determined above. Thoroughly blast clean with hand-held equipment any areas inaccessible by the shotblasting equipment. Do not perform surface preparation more than 24 hours before the application of the overlay system.

Protect drains, expansion joints, access hatches, or other appurtenances on the deck from damage by the shot and sand blasting operations and from materials adhering and entering. Tape or form all construction joints to provide a clean straight edge.

Before shot blasting, remove pavement markings within the treatment area using an approved mechanical or blasting method.

Prepare the vertical concrete surfaces adjacent to the deck a minimum of 2" above the overlay according to SSPC-SP 13 (free of contaminants, dust, and loose concrete) by sand blasting, using wire wheels, or other approved method.

Just before overlay placement, clean all dust, debris, and concrete fines from the prepared surfaces including the vertical surfaces with compressed air. When using compressed air, the air stream must be free of oil. Any grease, oil, or other foreign matter that rests on or has absorbed into the concrete shall be removed completely. If prepared surfaces (including the first layer of the polymer overlay) are exposed to rain or dew, lightly sandblast (brush/breeze blast) the exposed surfaces.

The engineer may consider alternate surface preparation methods per the overlay system manufacture's recommendations. The engineer will approve the final surface profile and deck cleanliness before the contractor placing the polymer overlay.

### **C.2.3 Transitional Area**

If the plans show, create a transitional area approaching transverse expansion joints and ends of the deck using an approved mechanical or blasting method. Remove 1/4 inch to 5/16 inch of concrete adjacent to the joint or end of deck and taper a distance of 3 feet.

If the plans show, create a transitional area on the approach pavement. Prep and place the first lift 3 feet beyond the end of the deck the same width as the deck. Prep and place the second lift 6 feet beyond the end of the deck the same width as the deck.

### C.3 Overlay Application

Perform the handling and mixing of the polymer resin and hardening agent in a safe manner to achieve the desired results according to the manufacturer's instructions. Do not apply the overlay system if any of the following exists:

1. Ambient air temperature is below 50 F or above 100 F.
2. Deck temperature is below 50 F.
3. Moisture content in the deck exceeds 4.5 percent when measured by an electronic moisture meter or shows visible moisture after 2 hours when measured according to ASTM D4263.
4. Rain is forecasted during the minimum curing periods listed under C.5.
5. Materials component temperatures below 65 F or above 99 F.
6. Concrete age is less than 28 days unless approved by the engineer.
7. The deck temperature exceeds 100 F.
8. If the gel time is 10 minutes or less at the predicted high air temperature for the day.

After the deck has been shotblasted or during the overlay curing period, only necessary surface preparation and overlay application equipment will be allowed on the deck. Provide appropriate protective measures to prevent contamination from equipment allowed on the deck during preparation and application operations. Begin overlay placement as soon as possible after surface preparation operations.

The polymer overlay shall consist of a two-course application of polymer and aggregate. Each of the two courses shall consist of a layer of polymer covered with a layer of aggregate in sufficient quantity to completely cover the polymer. Apply the polymer and aggregate according to the manufacturer's requirements. Apply the overlay using equipment designed for this purpose. The application machine shall feature positive displacement volumetric metering and be capable of storing and mixing the polymer resins at the proper mix ratio. Disperse the aggregate using a method that provides a uniform, consistent coverage of aggregate and minimizes aggregate rolling or bouncing into final position. First course applications that do not receive enough aggregate before the polymer gels shall be removed and replaced. A second course applied with insufficient aggregate may be left in place but will require additional applications before opening to traffic.

After completion of each course, cure the overlay according to the manufacturer's instructions. Follow the minimum cure times listed under C.5 or as prescribed by the manufacturer. Remove the excess aggregate from the surface treatment by sweeping, blowing, or vacuuming without tearing or damaging the surface; the material may be re-used if approved by the engineer and manufacturer. Apply all courses of the overlay system before opening the area to traffic. Do not allow equipment or traffic on the treated area until directed by the engineer.

After the first layer of coating has cured to the point where the aggregate cannot be pulled out, apply the second layer. Before applying the second layer, broom and blow off the first layer with compressed air to remove all loose excess aggregate.

Before opening to traffic, clean expansion joints and joint seals of all debris and polymer. A minimum of three days following opening to traffic, remove loosened aggregates from the deck, expansion joints, and approach pavement.

### C.4 Application Rates

Apply the polymer overlay in two separate courses according to the manufacturer's instructions, but not less than the following rate of application.

Course	Minimum Polymer Rate <sup>[1]</sup> (GAL/100 SF)	Aggregate <sup>[2]</sup> (LBS/SY)
1	2.5	10+
2	5.0	14+

<sup>[1]</sup> The minimum total applications rate is 7.5 GAL/100 SF.

<sup>[2]</sup> Application of aggregate shall be of sufficient quantity to completely cover the polymer.

## C.5 Minimum Curing Periods

As a minimum, cure the coating as follows:

	Average temperature of deck, polymer and aggregate components in degrees F							
Course	50-54	55-59	60-64	65-69	70-74	75-79	80-84	85-99
1	6 hrs.	5 hrs.	4 hrs.	3 hrs.	2.5 hrs	2 hrs	1.5 hrs.	1 hr.
2	8 hrs.	6.5 hrs.	6.5 hrs.	5 hrs.	4 hrs.	3 hrs.	3 hrs.	3 hrs.

If faster cure times are desired and achievable, submit to the engineer a certified test report from an independent laboratory showing the material is able to reach a compressive strength of 1000 psi as tested per ASTM C 579 Method B within the temperature ranges and cure times for which the product is proposed to be placed. Establish ambient air, material, and substrate temperatures from the manufacturer for field applications. Field applications will not be allowed below the documented temperatures.

## C.6 Repair of Polymer Overlay

Repair all areas of unbonded, uncured, or damaged polymer overlay for no additional compensation. Submit repair procedures from the manufacturer to the engineer for approval. Absent a manufacturer's repair procedures and with the approval of the engineer, complete repairs according to the following: Saw cut the limits of the area to the top of the concrete; remove the overlay by scarifying, grinding, or other approved methods; shot blast or sand blast and air blast the concrete before placement of polymer overlay; and place the polymer overlay according to section C.3.

## D Measurement

The department will measure Polymer Overlay by the square yard, acceptably completed.

## E Payment

The department will pay for measured quantities at the contract unit price under the following bid item:

ITEM NUMBER	DESCRIPTION	UNIT
509.5100.S	Polymer Overlay	SY

Payment is full compensation for preparing the surface; for tensile bond testing; for creating the transitional area; for providing the overlay; for cleanup; and for sweeping/vacuuming and disposing of excess materials.

The department will pay separately for Concrete Deck Repair.

stp-509-030 (20170615)

## 36. Cleaning Parapets, Item 509.9050.S.

### A Description

This special provision describes cleaning the inside faces and top surface of the concrete parapet as the plans show and as the engineer directs.

### B (Vacant)

### C Construction

#### C.1 Blast Cleaning Operation

Blast clean the inside face and top surface of the concrete parapet according to SSPC SP-13 and ASTM D4259 for an abrasive blast cleaning to a surface roughness and finish as the engineer directs. Before abrasive blast cleaning operations are to begin for the entire bridge parapet, prepare a representative trial area on the parapet concrete surface, and have the method of blast cleaning approved by the engineer.

#### C.2 Water Cleaning Operation

After abrasive blast cleaning operations are completed, clean the prepared parapet surface with water according to ASTM D4258. Remove with this water cleaning all dust and loose material from the parapet inside face and top that is to be coated with pigmented surface sealer. Provide an adequate drying time of the parapet inside face and top surface of at least 24 hours before coating with the pigmented surface

sealer. Remove all loose concrete, dirt, dust, or blast material that remains on the bridge deck, as the engineer directs.

#### **D Measurement**

The department will measure Cleaning Parapets in length by the linear foot of parapet, acceptably cleaned.

#### **E Payment**

The department will pay for measured quantities at the contract unit price under the following bid item:

ITEM NUMBER	DESCRIPTION	UNIT
509.9050.S	Cleaning Parapets	LF

Payment is full compensation for abrasive blast cleaning; for water cleaning; and for all additional cleanup of the concrete surface and surrounding bridge deck area.

stp-509-050 (20151210)

### **37. Structure Repainting General.**

#### **A General**

##### **A.1 Inspection**

On all structures in this contract, notify the engineer of any missing or broken bolts or nuts, any missing or broken rivets, or of any cracks or flaws in the steel members while cleaning or painting.

##### **A.2 Date Painted**

At the completion of all painting work, stencil in black paint or contrasting color paint the date of painting the bridge. The numbers shall be three inches (75 mm) in height and shall show the month and year in which the painting was completed: e.g., 11-95 (November 1995). On each bridge painted, stencil the date at two locations. On truss bridges, stencil the date on the cover plates of end posts near and above the top of the railings at the oncoming traffic end. On steel girder bridges, stencil the date on the inside of the outside stringers at the abutments. The date on grade separation bridges shall be readable when going under the structure or at some equally visible surface near the ends of the bridge, as designated by the engineer.

##### **A.3 Graffiti Removal**

Remove any graffiti on concrete abutments, piers, pier caps, parapet railings, slope paving or any other location at the direction of the engineer. Use a brush sandblast to remove graffiti.

The above work will not be measured and paid for separately but will be considered incidental to other items in the contract.

#### **B (Vacant)**

#### **C Construction**

##### **C.1 Repainting Methods**

Do not perform blasting, cleaning and painting on days of high winds. Prevailing winds in excess of 15 mph (25 km/hr) shall be considered high winds.

Place the final field coat of paint on the exterior of the exterior beams as a continuous painting operation. Stop at splices, vertical stiffeners or other appropriate locations so that lap marks are not evident or noticeable.

Completely clean and remove spent abrasive and other waste materials resulting from the contractor's operation from bridge deck surfaces, gutter lines, drains, curbs, bridge seats, pier caps, slope paving, roadway below, and all structural members and assemblies.

##### **C.2 Inspection**

*Add the following to standard spec 105.9:*

Furnish, erect and move scaffolding and other equipment to allow the inspector to closely observe all affected surfaces. The scaffolding, with appropriate safety devices, shall meet the approval of the engineer.

stp-517-005 (20150630)

### **38. Preparation and Coating of Top Flanges B-16-68, Item 517.0900.S.01.**

#### **A Description**

This special provision describes thoroughly cleaning and coating the top surface and edges of the top flanges, removing loose paint, rust, mill scale, dirt, oil, grease, or other foreign substances until the specified finish is obtained.

#### **B (Vacant)**

#### **C Construction**

For top flanges and edges that have no paint on them and according to the department's Pre-Qualified Paint Systems for Structure Overcoating Cleaning and Priming, clean the top surface and edges of the top flanges and paint them with one coat of an approved zinc rich primer. Paint for Solvent Cleaning for Overcoat-minimum Cleaning (SP-1) is not allowed.

For top flanges and edges that have paint on them and according to the department's Pre-Qualified Paint Systems for Structure Overcoating Cleaning and Priming, clean all areas of rust and loose paint on the top surface and edges of the top flanges. Wash the top surface and edges of the top flanges and paint them with one coat of an approved zinc-rich primer according to paint manufacture's recommendations. If flash rusting occurs before the application of the primer, stop painting application, remove the flash rusting and paint cleaned surface. Paint for Solvent Cleaning for Overcoat-minimum Cleaning (SP-1) is not allowed.

Where plans call for the cleaning of other painted structural steel including hanger assemblies, bearings, field splices, and connections, clean areas of loose paint and rust according to the department's Pre-Qualified Paint Systems for Structure Overcoating Cleaning and Priming, or and according to paint manufacture's cleaning recommendations. Sound paint need not be removed with the exception of an area 12 inch on either side of hanger assembly centerlines. Clean this area to base metal according to the paint manufacture's cleaning recommendations and paint them one coat of an approved zinc-rich primer according to paint manufacture's recommendations. Paint for Solvent Cleaning for Overcoat-minimum Cleaning (SP-1) is not allowed.

For areas of exposed steel members that are to be imbedded in new concrete and according to the department's Pre-Qualified Paint Systems for Structure Overcoating Cleaning and Priming, thoroughly clean the surface area of exposed steel members that are to be imbedded in the new concrete and solvent wash and paint one coat of an approved zinc rich primer according to paint manufacture's recommendations to these areas. Paint for Solvent Cleaning for Overcoat-minimum Cleaning (SP-1) is not allowed.

According to the approved project specific hazardous material containment plan, furnish and erect tarpaulins or other materials to collect all of the spent paint containing material resulting from blasting or hand and power tool cleaning and coating. Minimize dust during all clean-up activities. Collect and store waste material at the end of each work day or more often if needed. Store waste materials in the hazardous waste containers provided. Lock and secure all waste containers at the end of each work day. Cover containers at all times except when adding or removing waste material. Store the containers in an accessible and secured area, not located in a storm water runoff course, flood plain or exposed to standing water. Transportation and disposal of such waste material will be the responsibility of the department.

Damage to existing painted surfaces as a result of construction operations, shall be restored to the approval of the engineer at the contractor's expense.

#### **D Measurement**

The department will measure Preparation and Coating of Top Flanges (Structure) as a single complete lump sum unit of work for the structure, completed according to the contract and accepted.

#### **E Payment**

The department will pay for measured quantities at the contract unit price under the following bid item:

ITEM NUMBER	DESCRIPTION	UNIT
517.0900.S.01	Preparation and Coating of Top Flanges B-16-68	LS

Payment is full compensation for preparing and cleaning the designated surfaces; and for furnishing and applying the coating.

stp-517-010 (20140630)

### **39. Structure Repainting Recycled Abrasive B-16-68, Item 517.1800.S.01.**

#### **A Description**

This special provision describes surface preparation and painting of the metal surfaces according to the manufacturer's recommendations as modified in this special provision.

##### **A.1 Areas to be Cleaned and Painted**

All structural metal surfaces of:

1. Structure B-16-68 approximately 30,000 SF.

Areas are approximate and given for informational purposes only.

#### **B Materials**

##### **B.1 Coating System**

Furnish a complete coating system from the department's approved list for "Structure Repainting Recycle Abrasive Structure". The color for the finish coating material shall match the color number the plans show according to Federal Standard Number 595. Supply the engineer with the product data sheets for approval before any coating is applied. The product data sheets shall indicate the mixing and thinning directions, the recommended spray nozzles and pressures, and the minimum drying time between coats.

The color of the primer must be such that a definite contrast between it and the color of the blasted steel is readily apparent. There shall be a color contrast between all subsequent coats for the paint system selected. Submit color samples of the primer and all coats to the engineer for approval before any application of paint.

#### **C Construction**

##### **C.1 Surface Preparation**

Before blast cleaning, solvent clean all surfaces to be coated according to SSPC-SP1.

All metal surfaces must be blast cleaned according to SSPC-SP10 and verified before painting.

Upon completion of surface preparation, test representative surfaces, which were previously rusted (i.e. pitted steel) for the presence of residual chloride. Perform Surface Contamination Tests (SCAT) according to the manufacturer's recommendations. The tests must be witnessed by the engineer. If chlorides are detected at levels greater than  $7\mu\text{g}/\text{cm}^2$ , continue to clean the affected areas until results are below the specified limit. Submit anticipated testing frequencies and chloride remediation methods to the engineer for review and approval.

Apply the prime coat the same day that the metal surfaces receive the No. 10 blast or re-blast before application. Cleaned surfaces shall be of the specified condition immediately before paint application. If rust bloom occurs before applying the primer, stop the painting operation in the area of the rust bloom and re-blast and clean the area to SSPC SP-10 before applying the primer.

The steel grit and any associated equipment brought to the site and used for blast cleaning shall be clean. Remove immediately dirty grit or equipment brought to the site at no expense to the department. Furnish an abrasive that has a gradation such that it will produce a uniform surface profile between 1 to 3 mils on the steel surface, as measured according to ISO 8503-5.

The abrasive blasting and recovery system shall be a completely integrated self-contained system for abrasive blasting and recovery. It shall be an open blast and recovery system that will allow no emissions from the recovery operation. The recovery equipment shall be such that the amount of contaminants in the clean recycled steel grit shall be less than 1 percent by weight as per SSPC AB-2.

Remove by grinding all fins, tears, slivers, and burred or sharp edges that are present on any steel member, or that appear during the blasting operation, and re-blast the area to give a 1 to 3 mils surface profile.

Remove all spent material and paint residue from steel surfaces with a good commercial grade vacuum cleaner equipped with a brush-type cleaning tool, and test cleanliness according to ASTM D4285. The airline used for surface preparation shall have an in-line water trap and the air shall be free of oil and water as it leaves the airline.

Take care to protect freshly coated surfaces from subsequent blast cleaning operations. Thoroughly wire brush damaged primed surfaces with a non-rusting tool, or if visible rust occurs, re-blast to a near white condition. Clean and re-prime the brushed or blast cleaned surfaces according to this specification.

## C.2 Coating Application

Apply paint according to the manufacturer's recommendations in a neat workmanlike manner. Paint application shall normally be by airless spray or inaccessible areas by brush, roller or other methods approved by the engineer.

The engineer may allow the use of conventional spray equipment after satisfactory demonstration by the contractor of the proper application technique and handling of that equipment.

Mix the paint or coatings according to the manufacturer's directions to a smooth lump-free consistency. Keep paint thoroughly mixed during the painting application.

After the inspector approves the entire cleaned surface to be coated, apply a prime coat uniformly to the entire surface. Either before or after applying the prime coat, brush or spray a stripe coat of primer on all plate edges, bolt heads, nuts, and washers. Apply succeeding coats as the product data sheet shows.

Remove all dry spray by vacuuming, wiping, or sanding if necessary.

If the application of the coating at the required thickness in one coat produces runs, bubbles, or sags; apply a "mist-coating" in multiple passes of the spray gun; separate the passes by several minutes. Where excessive coating thickness produces "mud-cracking", remove such coating back to soundly bonded coating and re-coat the area to the required thickness.

The resultant paint film shall be smooth and uniform, without skips or areas of excessive paint according to SSPC PA1.

The coating is supplied for normal use without thinning. If in cool weather it is necessary to thin the coating for proper application, thin according to the manufacturer's recommendations.

During surface preparation and coating application the ambient and steel temperature shall be between 39 degrees F and 100 degrees F. The steel temperature shall be at least 5 degrees F above the dew point temperature. (This requires the steel to be dry and free of any condensation or ice regardless of the actual temperature of the steel.) The relative humidity shall not exceed 85%. The manufacturer's ambient condition requirements must be followed if they are more stringent.

Paint thickness shall be within the requirements for a three coat paint system listed in the department's approved list for Structure Repainting Recycle Abrasive Structure and the paint system being used.

Time to recoat shall be according to the manufacturer's recommendations.

The dry film thickness will be determined by use of a magnetic film thickness gage. The gage shall be calibrated for dry film thickness measurement according to SSPC-PA 2. Dry film thickness in each area measured will be based on an average of three gage readings, after calibration of the gage to account for surface profile of the bare steel as a result of surface preparation.

## D Measurement

The department will measure Structure Repainting Recycled Abrasive (Structure) as a single complete lump sum unit of work, completed according to the contract and accepted.

## E Payment

The department will pay for measured quantities at the contract unit price under the following bid item:

ITEM NUMBER	DESCRIPTION	UNIT
517.1800.S.01	Structure Repainting Recycled Abrasive B-16-68	LS

Payment is full compensation for preparing and cleaning the designated surfaces; furnishing and applying the paint; and for providing the listed equipment.

stp-517-050 (20190618)

## 40. Painting Warranted B-16-68, Item 517.2000.S.01.

### A Description

This special provision describes providing a two-year bond warranting the cleaning and coating of Structure B-16-68 as previously performed and completed under project 1198-03-74 together with corrective work to the coating ordered during the warranty period.



Unconditionally warrant the coating system applied to the bridge to be free of defects, as defined and determined by visual inspection and paint thickness measurements, for a period of two calendar years from the date of conditional final acceptance of project 1198-03-74 by the engineer.

The coating system will be considered defective if any of the following conditions are discovered within the two-year warranty period:

1. The occurrence of visible rust or rust breakthrough, paint blistering, peeling, scaling, or unremoved slivers.
2. Coating applied over dirt, debris, blasting debris, or rust products not removed during blast cleaning.
3. Incomplete coating or coating thicknesses less than the minimum specified in the painting specifications.
4. Damage to the coating system caused by the contractor while removing scaffolding or performing other work.

## **B Warranty**

Upon completion of the work and conditional final acceptance of project 1198-03-74, the combination of the contract bond with the necessary warranty bonds for the project will be in effect for the total two-year warranty period. The bonding company is required to have an A.M. Best rating of "A-" or better and the contractor shall provide proof of a two year warranty bond commitment before execution of the contract.

Warranty bonds will be \$153,000 for the warranted structure painting. The bond shall secure performance by the contractor of corrective work on any coating system defects that the contractor is directed by the department to perform and shall be in force for the period covering the two-year warranty and the time required to perform any corrective work covered by the warranty.

Warranty bonds will be one of the following:

1. A single term two year warranty bond that will be in effect for the entire warranty period.
2. Acknowledgment that the duration of the contract bond for the project will remain in effect for a period of one year beyond the completion of the project and will include warranty work as described in section C. Warranty bonds extending beyond that period will be supplied by the contractor. The contractor will provide a one year warranty bond.

During the month before the end of the two-year warranty period, or earlier, the engineer will inspect the bridge thoroughly for the coating system defects listed. Department personnel using department equipment will do this inspection. The contractor will be notified of the inspection and may accompany the engineer during this inspection. The engineer will determine if there are defective areas present as defined above and mark the limits of defective areas found. The engineer will notify the contractor within 30 days the result of the inspection.

Acceptance by the engineer of any portion of the work during the original contract will not relieve the contractor of the requirements of this warranty.

At the end of the warranty period, the contractor will be released from further warranty work or responsibility, provided all previous warranty work has been completed.

## **C Corrective Work**

According to the original contract painting specifications, correct all defective areas identified by the engineer. Submit the corrective procedures and progress schedule in writing to the engineer for review and approval before any work. All corrective work shall be done the same season as the inspection, unless the seasonal limitations stated in the painting specifications prevent completing the corrective work that season, in which case the corrective work shall be completed the following season. The engineer shall be given at least two weeks notification before the contractor begins the corrective work and shall be allowed full inspection of all operations and provided safe access to the areas being repaired.

Provide a certificate of insurance indicating that the required liability insurance coverage, specified in standard spec 107.26, is in effect for the period the corrective work is being done.

When completing any identified corrective work, use proper containment procedures and maintain traffic as described in the contract documents.

## **D Measurement**

The department will measure Painting Warranted (Structure) as a single lump sum unit for each structure, acceptably completed.

## **E Payment**

The department will pay for measured quantities at the contract unit price under the following bid item:

ITEM NUMBER	DESCRIPTION	UNIT
517.2000.S.01	Painting Warranted B-16-68	LS

Payment is full compensation for all costs associated with performance of the warranted work; for the warranty, warranty bonds, the quality control plan, the required maintaining traffic, and for the required supplemental performance and lien bonds.

stp-517-070 (20140630)

## **41. Containment and Collection of Waste Materials B-16-68, Item 517.4000.S.01.**

### **A Description**

This special provision describes furnishing and erecting tarpaulins to contain, collect and store the spent material from surface preparation of steel surfaces, collecting such spent material, and labeling and storing the spent material in waste containers.

### **B Materials**

Provide 5-gallon lidded plastic containers for containing the spent material.

### **C Construction**

Erect tarpaulins or other materials to collect all of the spent material from power tool cleaning. Consider and treat all spent material as hazardous waste because it contains lead.

Collect and store all waste material collected by this operation at the bridge site for disposal. Collect and store all waste materials at the end of each workday or more often if needed. Store materials in 5-gallon lidded plastic containers.

Label each container with the date the first waste was placed in the container and the words "Hazardous Waste – EPA Waste Code D008." Lock and secure all containers at the end of each workday. Keep the containers covered at all times except to add or remove waste material. Store the containers in an accessible and secured area, not located in a storm water runoff course, flood plain or exposed to standing water.

Collect the spent debris by vacuuming, shoveling, sweeping, or by channeling it directly to disposal containers. The enclosure shall be thoroughly cleaned at the end of each work day.

### **D Measurement**

The department will measure Containment and Collection of Waste Materials (Structure), completed according to the contract and accepted, as a single complete unit of work for each structure designated in the contract.

### **E Payment**

The department will pay for measured quantities at the contract unit price under the following bid item:

ITEM NUMBER	DESCRIPTION	UNIT
517.4000.S.01	Containment and Collection of Waste Materials B-16-68	LS

Payment is full compensation for designing, erecting, operating, maintaining and disassembling the containment devices; collecting, labeling and storing spent materials in appropriate containers.

stp-517-037 (20080902)

## **42. Labeling and Disposal of Waste Material.**

The EPA ID number for Structure B-16-68 is WIR000171553.

The state has an exclusive mandatory use contract with a private waste management contractor to transport and dispose of hazardous waste.

The state's waste management contractor shall furnish and deliver appropriate hazardous waste containers and site-specific labels to each bridge site. The provided containers shall be placed at pre-selected drop-off and pick-up points at each bridge site, and these locations shall be determined at the preconstruction conference. The custody of the containers and labels shall be the responsibility of the painting contractor while they are at the job site.

Contact the waste management contractor a minimum of 10 working days in advance to request container drop-off or pickup. Provide the waste management contractor with the project ID, structure number, EPA ID, and the agreed-upon location for container staging. Contact information for the waste management contractor is located on the WisDOT Internet site at <https://wisconsindot.gov/Documents/doing-bus/eng-consultants/cnslt-rsrcs/environment/hazwaste-contacts.pdf>.

Report all reportable spills and discharges according to the contingency plan.

Labels are site-specific. Check the labels to ensure that the project ID, structure number, and EPA ID match the structure generating the waste. Apply a label to each drum when it is opened for the first time. Fill in the date on the label the first day material is accumulated in the drum. The following page is an example of a properly filled-in label.

During paint removal operations, continuously monitor and notify the project inspector of the status of waste generation and quantity stored so that timely disposal can be arranged.

stp-517-055 (20190618)

HAZARDOUS WASTE

WW-5257580999-001-01-0

# STORAGE LABEL

RQ, HAZARDOUS WASTE, SOLID, n.o.s.,  
(LEAD), 9, NA3077, III, (D008)

Enter the date that waste  
materials were first placed into  
the container

EPA CODE: E/D008    STATE: S

WIP#: 391498

WIP DESC: BRIDGE SAND WITH LEAD

DATE ACCUMULATED: 07/01/2005

HAZARDOUS WASTE – FEDERAL LAW PROHIBITS IMPROPER DISPOSAL IF FOUND,  
CONTACT THE NEAREST POLICE OR PUBLIC SAFETY AUTHORITY OR THE U.S.  
ENVIRONMENTAL PROTECTION AGENCY.

WISC DOT BRIDGE # B-29-53/54

I-94 OVER CTH H

PROJECT ID # 5882-03-70

CAMP DOUGLAS, WI 54618

(608) 963-0871

GENERATOR EPA ID

WIR000121103

Project ID Number on  
label must match the  
Project Number  
assigned by the  
WIDOT

Bridge Number and  
Address on label must  
match specific bridge  
from which waste was  
generated.

EPA ID Number on  
label is specific to the  
bridge from which the  
waste is generated.

## 43. Negative Pressure Containment and Collection of Waste Materials, B-16-68, Item 517.4500.S.01.

### A Description

This special provision describes providing a dust collector to maintain a negative air pressure in the enclosure; furnishing and erecting enclosures as required to contain, collect and store waste material resulting from the preparation of steel surfaces for painting, and repainting, including collection of such waste material, and labeling and storing waste material in approved hazardous waste containers.

## **B (Vacant)**

### **C Construction**

Erect an enclosure to completely enclose (surround) the blasting operations. The ground, slope paving, or roadway cannot be used as the bottom of the enclosure unless covered by approved containment materials. So that there are no visible emissions to the air or ground or water, design, erect, operate, maintain and disassemble the enclosures in such a manner to effectively contain and collect dust and waste materials resulting from surface preparation and paint over spray. Suspend all enclosures over water from the structure or as approved by the engineer.

Construct the enclosure of flexible materials such as tarpaulins or of rigid materials such as plywood, or of a combination of flexible and rigid materials and meet SSPC Guide 6 requirements with Level 1 emissions. Systems manufactured and provided by Eagle Industries, Detroit Tarps, or equal, are preferred. The tarpaulins shall be a non-permeable material, either as part of the tarp system or have a separate non-permeable lining. Maintain all materials free of tears, cuts or holes. The vertical sides of the enclosure shall extend from the bottom of the deck down to the level of the covered work platform or covered barge where used for structures over water and shall be fastened securely to those levels to prevent the wind from lifting them. Bulkheads are required between beams to enclose the blasting area as approved by the engineer. Where bulkheads are required, construct them of plywood and properly seal them. To prevent spent materials and paint over spray from escaping the enclosed area, overlap and fasten together all seams. Place groundcovers under all equipment before operations or as approved by the engineer.

To allow proper cleaning, inspection of structures or equipment, and painting, provide safe adequate artificial lighting in areas where natural light is inadequate.

Provide a dust collector so that there are no visible emissions outside of the enclosure and so that a negative air pressure inside the enclosure is maintained. The dust collector shall be sized to maintain the minimum air flow based on the cross-sectional area of the enclosure.

A combination of positive air input and negative air pressure may be needed to maintain the minimum airflow within the enclosure.

Filter all air exhausted from the enclosure to create a negative pressure within the enclosure so as to remove all hazardous and other particulate matter.

After all debris has been removed and all painting has been approved in the containment area is complete, remove containment according to SSPC Guide 6.

As a safety factor for structures over water, provide for scum control. Provide a plan for corrective measures to mitigate scum forming and list the procedures, labor and equipment needed to assure compliance. Effectively contain the scum that forms on the water and does not sink in place from moving upstream or downstream by the use of floating boom devices.

If in the use of floating boom devices the scum tends to collect at the devices, contain, collect, store the scum, and do not allow it to travel upstream or downstream beyond the devices. Remove the scum at least once a day or more often if needed.

Collect and store at the bridge site for disposal all waste material or scum collected by this operation, or any that may have fallen onto the ground tarps. Collect and store all waste material and scum at the end of each workday or more often if needed. Storage shall be in provided hazardous waste containers. Label each container as it is filled, using the labels provided by the Hazardous Waste Disposal contractor. Check the label and ensure that the project ID, bridge number and EPA ID match the structure. Fill in the generation date when the first material is placed in the container. Secure all containers at the end of each workday. Keep the containers covered at all times except to add or remove waste material. Store the containers in an accessible and secured area, not located in a storm water runoff course, flood plain, or exposed to standing water.

In a separate operation, recover the recyclable abrasive for future application, and collect the paint and/or corrosion particles for disposal.

### **D Measurement**

The department will measure Negative Pressure Containment and Collection of Waste Materials (Structure) as a single complete lump sum unit of work for each structure designated in the contract, completed according to the contract and accepted.

## E Payment

The department will pay for measured quantities at the contract unit price under the following bid item:

ITEM NUMBER	DESCRIPTION	UNIT
517.4500.S.01	Negative Pressure Containment and Collection of Waste Materials B-16-68	LS

Payment is full compensation for designing, erecting, operating, maintaining, and disassembling the containment devices; providing negative pressure exhaust ventilation; collecting, labeling, and for storing spent materials in provided hazardous waste containers.

stp-517-065 (20140630)

## 44. Portable Decontamination Facility, Item 517.6001.S.

### A Description

This special provision describes furnishing and maintaining weekly, or more often if needed, a single unit portable decontamination facility.

### B Materials

Supply and operate all equipment according to OSHA.

Supply adequate heating equipment with the necessary fuel to maintain a minimum temperature of 68° F in the facility.

The portable decontamination facility shall consist of a separate "Dirty Room", "Shower Room" and "Clean Room". The facility shall be constructed so as to permit use by either sex. The facility shall have adequate ventilation.

The "Dirty Room" shall have appropriately marked containers for disposable garments, clothing that requires laundering, worker shoes, and any other related equipment. Each container shall be lined with poly bags for transporting clothing, or for disposal. Benches shall be provided for personnel.

The "Shower Room" shall include self-contained individual showering stalls that are stable and well secured to the facility. Provide showers with a continuous supply of potable hot and cold water. The wastewater must be retained for filtration, treatment, and/or for proper disposal.

The "Clean Room" shall be equipped with secure storage facilities for street clothes and separate storage facilities for protective clothing. The lockers shall be sized to store clothing, valuables and other personal belongings for each worker. Benches shall be provided for personnel.

Supply a separate hand wash facility, either attached to the decontamination facility or outside the containment.

### C Construction

Properly contain, store, and dispose of the wastewater.

### D Measurement

The department will measure Portable Decontamination Facility by each individual unit, acceptably completed.

### E Payment

The department will pay for measured quantities at the contract unit price under the following bid item:

ITEM NUMBER	DESCRIPTION	UNIT
517.6001.S	Portable Decontamination Facility	EACH

Payment is full compensation for furnishing and maintaining a portable decontamination facility.

stp-517-060 (20140630)

**45. Slope Paving Repair Crushed Aggregate, Item 604.9010.S.**

**A Description**

This special provision describes providing crushed aggregate slope paving where erosion has occurred. Conform to standard spec 604 as modified in this special provision.

**B Materials**

Furnish materials conforming to standard spec 604.2.

**C Construction**

*Replace paragraph (1) of standard spec 604.3.2 with the following:*

- (1) Place the crushed aggregate on the prepared foundation in areas where erosion has occurred. Shape and consolidate it using mechanical or hand methods to provide a stable, even and uniform surface.

**D Measurement**

The department will measure Slope Paving Repair Crushed Aggregate by the cubic yard, acceptably completed.

**E Payment**

The department will pay for measured quantities at the contract unit price under the following bid item:

ITEM NUMBER	DESCRIPTION	UNIT
604.9010.S	Slope Paving Repair Crushed Aggregate	CY

Payment is full compensation for all excavating and backfilling required to prepare the foundation; disposing of surplus materials; providing, handling, placing, and consolidating the crushed aggregate; providing, handling, heating, and for applying the asphaltic material.

stp-604-010 (20100709)

**46. Reseal Crushed Aggregate Slope Paving, Item 604.9015.S.**

**A Description**

This special provision describes sealing existing crushed aggregate slope paving as the engineer directs and conforming to standard spec 604as modified in this special provision.

**B Materials**

Furnish materials conforming to standard spec 604.2.

**C Construction**

Clean all debris from the surface of the slope paving before applying asphalt. Apply sufficient asphalt so that it penetrates to seal the top 2 inches of aggregate; where existing asphalt is closer to the surface of the aggregate, apply less asphalt.

**D Measurement**

The department will measure Reseal Crushed Aggregate Slope Paving in area by the square yard of slope paving, acceptably resealed.

**E Payment**

The department will pay for measured quantities at the contract unit price under the following bid item:

ITEM NUMBER	DESCRIPTION	UNIT
604.9015.S	Reseal Crushed Aggregate Slope Paving	SY

Payment is full compensation for cleaning the surface; furnishing and applying the asphalt.

stp-604-015 (20100709)

#### 47. **Adjusting Manhole Covers.**

This special provision describes adjusting manhole covers conforming to standard spec 611 as modified in this special provision.

Adjust manhole covers located in pavement areas in two separate operations. Initially, remove designated manhole covers along with sufficient pavement to permit installation of temporary cover plate over the opening. Fill the excavated area with asphaltic pavement mixture, which shall remain in place until contract milling and paving operations permit setting the manhole frames to grade. During the second phase, remove the asphaltic pavement mixture surrounding the manhole plus the temporary cover plate, and set the manhole cover to final grade. The department will measure and pay for the items of asphaltic pavement mixture, temporary cover plate, milling, and paving separately.

*Revise standard spec 611.3.7 by deleting the last paragraph.*

Set the manhole frames so that they comply with the surface requirements of standard spec 450.3.2.9. At the completion of the paving, a 6-foot straightedge shall be placed over the centerline of each manhole frame parallel to the direction of traffic. A measurement shall be made at each side of the frame. The two measurements shall be averaged. If this average is greater than 5/8 inches, reset the manhole frame to the correct plane and elevation. If this average is 5/8 inches or less but greater than 3/8 inches, the manhole frame shall be allowed to remain in place but shall be paid for at 50 percent of the contract unit price.

If the manhole frame is higher than the adjacent pavement, the two measurements shall be made at each end of the straightedge. These two measurements shall be averaged. The same criteria for acceptance and payment as above, shall apply.

stp-611-005 (20030820)

#### 48. **Cover Plates Temporary, Item 611.8120.S.**

##### **A Description**

This special provision describes providing and removing steel plates to cover and support asphaltic pavement and traffic loading at manholes, inlets and similar structures during milling and paving operations.

##### **B Materials**

Provide a 0.25 inch minimum thickness steel plate that extends to the outside edge of the existing masonry.

##### **C (Vacant)**

##### **D Measurement**

The department will measure Cover Plates Temporary as each individual unit, acceptably completed.

##### **E Payment**

The department will pay for measured quantities at the contract unit price under the following bid item:

ITEM NUMBER	DESCRIPTION	UNIT
611.8120.S	Cover Plates Temporary	EACH

Payment is full compensation for furnishing, installing, and removing the cover plates.

The steel plates shall become the property of the contractor when no longer needed in the contract work.

stp-611-006 (20151210)



#### **49. General Requirements for Electrical Work.**

*Replace standard spec 651.3.3 (3) with the following:*

Notify the engineer and request a signal inspection at least five business days before the date of the requested inspection. In the event of deficiencies, request a reinspection when the work is corrected. The engineer will not authorize turn-on until the contractor correct deficiencies.

Electrical item inspections are required at the following times: after the staking of all electrical underground items, before the pouring of all lighting, signal, and cabinet bases; before cable and wire are pulled; during field terminations at signal and lighting bases; and prior to the installation of any poles, standards, or other above ground electrical items.

Request electrical inspections of the completed signal and lighting work to the engineer at least five working days prior to the time of the required inspection. Notify the Northwest Region – Eau Claire Office Electrical Field Unit at (715) 577-3854 to coordinate the inspection. The department's region electrical personnel will perform the inspection.

#### **50. Traffic Signals, General.**

All traffic signal work shall be according to the State of Wisconsin Department of Transportation Standard Specifications for Highway and Structure Construction, 2020 edition, and these plans and specifications.

Note that failure to comply with the state standards and specifications may result in the cost of the corrections to be made at the contractor's expense. Also, any additional disruption of state-owned facilities shall be repaired or relocated as needed at the contractor's expense.

Notify the Northwest Region – Eau Claire Office Electrical Field Unit at (715) 577-3854 at least three weeks prior to the beginning of the traffic signal work. The Electrical Field Unit will make all required traffic signal cabinet wiring connections and disconnections at the USH 53 & USH 2/Belknap Street intersection.

#### **51. Install Conduit Into Existing Item, Item 652.0700.S.**

##### **A Description**

This special provision describes installing proposed conduit into an existing manhole, pull box, junction box, communication vault, or other structure.

##### **B Materials**

Use 2-inch and 3-inch nonmetallic, as provided and paid for under other items in this contract. Furnish backfill material, topsoil, fertilizer, seed, and mulch conforming to the standard spec.

##### **C Construction**

Expose the outside of the existing structure without disturbing existing conduits or cabling. Drill the appropriate sized hole for entering conduits at a location within the structure without disturbing the existing cabling and without hindering the installation of new cabling within the installed conduit. Fill void area between the drilled hole and conduit with an engineer-approved filling material to protect against conduit movement and entry of fill material into the structure. Tamp backfill into place.

##### **D Measurement**

The department will measure Install Conduit Into Existing System by the unit, acceptably installed. Up to five conduits entering a structure per entry point into the existing structure will be considered a single unit. Conduits in excess of five, or conduits entering at significantly different entry points into the existing pull box, manhole, or junction box will constitute multiple units of payment.

##### **E Payment**

The department will pay for measured quantities at the contract unit price under the following bid item:

ITEM NUMBER	DESCRIPTION	UNIT
652.0700.S	Install Conduit Into Existing Item	EACH

Payment is full compensation for excavating, drilling holes; furnishing and installing all materials, including bricks, coarse aggregate, sand, bedding, and backfill; for excavating and backfilling; and for furnishing and placing topsoil, fertilizer, seed, and mulch in disturbed areas; for properly disposing of surplus materials; and for making inspections.

stp-652-070 (20100709)

## **52. Electrical Wire Lighting 4 AWG, Item 655.0630.**

This section describes installing electrical wire underground for roadway lighting and festoon branch circuits within undersized conduit stubs at light pole bases. This applies to the replacement of existing combined 2-wire 240-volt lighting circuits, and 2-wire 120-volt festoon receptacle circuits energizing existing roadway luminaires and pole-mounted receptacles.

This special provision describes construction of Electrical Wire Lighting 4 AWG according to standard specs 655 and constructed as specified in standard spec 655.3.1 and 655.3.7, as shown on the plans, and hereinafter provided.

*Supplement standard spec 655.2.6 Materials with the following:*

The single conductor #4 AWG lighting and receptacle circuit distribution wires shall have Class B stranded annealed un-coated copper conductors and be listed by UL as Type XHHW. The insulation on each lighting distribution conductor shall be colored red, black, white or green. RHW or USE cable is not acceptable as it will exceed the maximum conduit fill requirement identified by the NEC when installed within existing or new 1-1/4" conduit. Proposed quantities of conductors within conduits are identified on the Plans.

*Supplement standard spec 655.5 Payment with the following:*

(9) Payment is full compensation for installing materials, including conductor, splicing hardware, and all pole accessories, hardware and fittings necessary to install the conductor in workable first-class condition, and for furnishing all labor, tools, equipment, and incidentals necessary to complete the contract work.

## **53. Traffic Signal Face 3S 12-Inch, Item 658.0173; Traffic Signal Face 4S 12-Inch, Item 658.0174.**

*Replace standard spec 658.2 (2) with the following:*

(2) Furnish materials from the department's QPL as follows:

- Traffic signal faces including signal housings, backplates, retroreflective backplates and LED modules.
- Pedestrian signal faces including signal housing and LED modules.
- Pedestrian push buttons.
- Signal mounting hardware.

## **54. Temporary Traffic Signals for Intersections – USH 53 & USH 2/Belknap St, Item 661.0200.01.**

*Add the following to standard spec 661.2.1:*

(6) All wood poles shall be plumb and level.

*Replace standard spec 661.3.1(2) with the following:*

(2) Request a signal inspection of the complete temporary traffic signal installation. Make this request to the engineer at least five working days before the requested inspection. Notify the Northwest Region – Eau Claire Office Electrical Field Unit at (715) 577-3854 to coordinate the inspection. The department's region electrical personnel will perform the inspection.

*Add the following to standard spec 661.3.1.4:*

(4) Arrange for monthly inspections with the engineer to check the height of the span wire above the roadways. Ensure the bottom of the traffic signal heads remain within the minimum and maximum heights allowed above the roadway. Make all height adjustments within 24-hours of an inspection indicating that adjustments are required. Notify the engineer in writing upon completion of all necessary adjustments. Maintain a written log to properly document the date of each monthly inspection, the heights above the roadway, the roadway clearance after adjustments have been made and acceptance by the engineer. Provide to the engineer all documentation related to the monthly span wire height checks and all records related to maintenance performed on the temporary traffic signal installations to the engineer.

*Replace standard spec 661.5(2) with the following:*

(2) Payment for the Temporary Traffic Signals for Intersections bid item is full compensation for providing, operating, maintaining, and repairing the complete temporary installation; and for removal. Payment also includes the following:

1. Furnishing and installing replacement equipment.
2. The cost of delivery and pick-up of the cabinet assemblies.
3. Removal of service and site restoration.
4. Inspection and documentation
5. All utility charges for installation, disconnection, and energy service through project completion.

## **55. Elastomeric Waterproofing Sealer, Item SPV.0060.01.**

### **A Description**

This special provision describes furnishing and installing elastomeric waterproofing sealer on sanitary or storm manholes, and catch basins as located on the plans and as hereinafter provided.

### **B Materials**

Elastomeric waterproofing sealer shall be a single component moisture curing polyurethane applied to form a continuous membrane, as detailed in Section 8.42.1 of the Standard Specifications for Sewer and Water Construction in Wisconsin, Sixth Edition with Addendum No.1 and No.2.

### **C Construction**

All masonry work shall be cured a minimum of twenty-four (24) hours prior to applying an elastomeric waterproofing seal. All surfaces shall be cleaned and primed according to the manufacturer's recommendation.

Elastomeric waterproofing sealer shall be applied so that it forms a continuous membrane, 100-mil thick, extending from a point four (4) inches below the chimney to a point two (2) inches above the frame flange. The engineer reserves the right to require bond breaker (duct tape) be placed completely around the manhole circumference and centered over the mortar joint between the frame and chimney or cone.

### **D Measurement**

The department will measure Elastomeric Waterproofing Sealer by each manhole and catch basin onto which the elastomeric waterproofing sealer is applied, acceptably completed.

### **E Payment**

The department will pay for measured quantities at the contract unit price under the following bid item:

ITEM NUMBER	DESCRIPTION	UNIT
SPV.0060.01	Elastomeric Waterproofing Sealer	EACH

Payment is full compensation for all materials and personnel to complete the application of the elastomeric waterproofing sealer to the manhole, including, but not limited to, any necessary excavation and backfill.

**56. Luminaire Arms Single Member 15 5/8-Inch Clamp 15-Ft, Item SPV.0060.03.**

**A Description**

This special provision describes furnishing, assembling, and installing aluminum luminaire arms according to standard spec 657 and as hereinafter provided.

**B Materials**

Furnish materials according to standard spec 657.2.

Order and schedule delivery of the luminaire arms immediately upon contract execution.

**C Construction**

Install luminaire arms according to standard spec 657.3

Contact the department's electrical field unit at (715) 577-3854 to determine the orientation of the luminaire arms. Contact the department five days prior to drilling Type 13 poles for luminaire arms.

**D Measurement**

The department will measure Luminaire Arms Single Member 15 5/8-Inch Clamp 15-FT as each unit of work, acceptably completed.

**E Payment**

The department will pay for measured quantities at the contract unit price under the following bid item:

ITEM NUMBER	DESCRIPTION	UNIT
SPV.0060.03	Luminaire Arms Single Member 15 5/8-Inch Clamp 15-Ft	EACH

Payment is full compensation for furnishing, assembling, and installing the luminaire arms.

**57. Cure and Seal Treatment, Concrete Curb and Gutter, Item SPV.0090.01;  
Cure and Seal Treatment, Concrete Sidewalk, Item SPV.0165.03.**

**A Description**

This special provision describes treating all newly constructed concrete curb and gutter and concrete sidewalks with a surface cure and seal treatment as shown on plans, and as hereinafter provided.

**B Materials**

Materials shall conform to a clear treating material listed on the current approved WISDOT product list for "Cure and Seal Compounds for Non-Trafficked Surfaces on Structural Masonry".

**C Construction**

Application rates for the treating material shall be according to the manufacturer's specifications.

**D Measurement**

The department will measure the Cure and Seal Treatment, Concrete Curb and Gutter by the linear foot, acceptably completed.

The department will measure the Cure and Seal Treatment: Concrete Sidewalk by the square foot, acceptably completed.

**E Payment**

The department will pay for measured quantities at the contract unit price under the following bid item:

ITEM NUMBER	DESCRIPTION	UNIT
SPV.0090.01	Cure and Seal Treatment, Concrete Curb and Gutter	LF
SPV.0165.03	Cure and Seal Treatment, Concrete Sidewalk	SF

Payment is full compensation for cure and seal treatment for concrete sidewalk and concrete curb and gutter.

**58. Install State Supplied Cat-5E Cable, Item SPV.0090.02.**

**A Description**

This special provision describes the transporting and installing of state supplied Cat-5E Cable.

**B Materials**

Pick up the state-supplied Cat-5E cable at the Northwest Region – Eau Claire Office Electrical Field Unit at 5009 USH 53 South, Eau Claire, WI 54701. Notify the Electrical Field Unit at (715) 577-3854 to make arrangement for picking up the department furnished materials at least five working days prior to material pick-up.

**C Construction**

Install the Cat-5E Cable according to the plans from the pull box nearest the traffic signal base to the cabinet. Provide an extra 6-foot loop of cable in each pull box. Provide an extra 12-foot loop of cable at locations provided by the engineer. All open field ends shall be taped and covered with a sealant according to standard spec 655.3.1.

Mark the cabinet end of the Cat-5E Cable appropriately to indicate the equipment label (i.e. V1, V2, etc.) in the traffic signal control cabinet. Neatly coil a minimum of 15-ft of extra cable in the traffic signal cabinet for connection to the traffic signal cabinet equipment by others.

Notify the Northwest Region – Eau Claire Office Electrical Field Unit at (715) 577-3854 upon installation completion at the intersection.

**D Measurement**

The department will measure Install State Supplied Cat-5E Cable by the linear foot of cable, acceptably completed.

**E Payment**

The department will pay for measured quantities at the contract unit price under the following bid item:

ITEM NUMBER	DESCRIPTION	UNIT
SPV. 0090.02	Install State Supplied CAT-5E Cable	LF

Payment is full compensation for transporting and installing Cat-5E cable; for furnishing and installing all connectors, including wire nuts, splice kits, tape, insulating varnish or sealant.

**59. Temporary Marking Wet Reflective Epoxy 6-Inch, Item SPV.0090.03**

**A Description**

This special provision describes furnishing and installing wet reflective epoxy pavement marking as shown on the plans, according to standard spec 649 of the standards specifications, and as hereinafter provided.

**B Materials**

Furnish epoxy material from the departments approved products list.

**C Construction**

Furnish a 16 mils application of Epoxy Pavement Marking. Provide a double drop system of beads uniformly across the line. One of two bead combinations can be used:

- ASSHTO Type I beads at a drop rate of 10 pounds per gallon and 4 pounds per gallon of 3M Series 70E elements or
- ASSTHO Type I beads at a drop rate of 6-7 pounds per gallon and 6-7 pounds per gallon of VisiMax Plus.

**D Measurement**

The department will measure Temporary Marking Wet Reflective Epoxy (Inch) in length by the linear foot of line acceptably completed.

## **E Payment**

The department will pay for measured quantities at the contract unit price under the following bid items:

ITEM NUMBER	DESCRIPTION	UNIT
SPV.0090.03	Temporary Marking Wet Reflective Epoxy 6-Inch	LF

Payment is full compensation for cleaning and preparing the pavement surface, furnishing and installing the material, maintaining the material for the duration of the project, and removing the marking.

## **60. Temporary Marking Wet Reflective Removable Tape 6-Inch, Item SPV.0090.04.**

### **A Description**

This special provision describes furnishing and installing temporary wet reflective removable tape as shown on the plans, according to standard spec 649 of the standards specifications, and as hereinafter provided.

### **B Materials**

Furnish a temporary wet reflective removable tape from the departments approved products list and according to manufactures specifications.

### **C Construction**

Temporary Marking Wet Reflective Removable Tape (Inch) shall be the width specified in the bid item. Construct tape marking according to the manufacturers specifications and standard spec 649.3.

### **D Measurement**

The department will measure Temporary Pavement Marking Wet Reflective Removable (Inch) in length by the linear foot, placed according to the contract and accepted.

## **E Payment**

The department will pay for measured quantities at the contract unit price under the following bid items:

ITEM NUMBER	DESCRIPTION	UNIT
SPV.0090.04	Temporary Marking Wet Reflective Removable Tape 6-Inch	LF

Payment is full compensation for cleaning and preparing the pavement surface, furnishing and installing the material, maintaining the material for the duration of the project, and removing the marking.

## **61. Salvage and Reinstall Rectangular Rapid Flashing Beacon System, Item SPV.0105.01.**

### **A Description**

This special provision describes salvaging and reinstalling an existing rectangular rapid flashing beacon (RRFB) system as indicated on the plans.

### **B (Vacant)**

### **C Construction**

Prior to removing, the engineer or delegated representative will determine if the RRFB system is fully functional and inspect the equipment for damage. If the RRFB system is found to be non-functional or damaged, contact the City of Superior Public Works Department at (715) 395-7334.

Carefully remove the RRFB system from the concrete bases at the locations indicated in the plans. Salvage all hardware associated with the RRFB system. Salvage all cables/wires connected within each pole. Provide cables and wires needed to make devices operational.

Storage of the salvaged RRFB system prior to reinstallation is the responsibility of the contractor and is incidental to this item.

Any materials which are lost or damaged during removal, transport, or storage shall be repaired or replaced by the contractor at the expense of the contractor or will be repaired or replaced by the department at the expense of the contractor, as determined by the engineer.

Reinstall the RRFB system as indicated on the plans and per manufacturer's recommendations. Make the RRFB system fully operational by completing all necessary wired and wireless connections.

**D Measurement**

The department will measure Salvage and Reinstall Rectangular Rapid Flashing Beacon System as a single lump sum unit of work, acceptably completed.

**E Payment**

The department will pay for measured quantities at the contract unit price under the following bid item:

ITEM NUMBER	DESCRIPTION	UNIT
SPV. 0105.01	Salvage and Reinstall Rectangular Rapid Flashing Beacon System	LS

Payment is full compensation for salvaging, transporting, storing, and reinstalling the RRFB system; for making all connections; and for making all systems operational.

**62. Install State Furnished EVP Detector Heads USH 53 & USH 2/Belknap St, Item SPV.0105.02.**

**A Description**

This special provision describes the transporting and installing of department furnished Emergency Vehicle Preemption (EVP) detector heads on department furnished mounting brackets.

**B Materials**

Use materials furnished by the department including EVP detector heads and department furnished mounting brackets.

Pick up the department furnished materials at the department's Electrical Unit located at 5009 USH 53 South, Eau Claire, WI 54701. Notify the department's Electrical Field Unit at (715) 577-3854 and make arrangements for picking up the department furnished materials at least five working days prior to picking the materials up.

**C Construction**

Install the EVP detector heads. Terminate the EVP cable ends at the EVP detector heads as shown on the plans. The department will determine the exact location to ensure the installation does not create a sight obstruction. The department will install the discriminator and card rack in the cabinet.

Notify the department's Electrical Field Unit at (715) 577-3854 upon completion of the installation of EVP detector heads.

**D Measurement**

The department will measure Install State Furnished EVP Detector Heads USH 53 & USH 2/Belknap St as a single lump sum unit of work, acceptably completed.

**E Payment**

The department will pay for measured quantities at the contract unit price under the following bid item:

ITEM NUMBER	DESCRIPTION	UNIT
SPV. 0105.02	Install State Furnished EVP Detector Heads USH 53 & USH 2/Belknap St	LS

Payment is full compensation for transporting and installing of department furnished EVP detector heads and terminating the EVP cable ends at the detector heads.

**63. Emergency Vehicle Preemption System USH 53 & 18th Ave, Item SPV.0105.03; Emergency Vehicle Preemption System USH 53 & 22nd Ave, Item SPV.0105.04.**

**A Description**

This special provision includes furnishing and installing an emergency vehicle preemption (EVP) system for the permanent traffic signal installation as shown on the plans.

## **B Materials**

The EVP Receivers shall be a GTT Opticom Model #711 or approved equal.

The EVP Processor shall be a GTT Opticom Model #764 Phase Selector or approved equal.

## **C Construction**

Install equipment according to manufacturer's instructions to provide a fully operational system. Make connections in the signal cabinet and program the signal controller according to the preemption sequence in the plans.

Coordinate with the City of Superior to arrange testing of each receiver and the overall preemption system using city emergency vehicles under realistic conditions. Adjust detectors and other system equipment to provide the specified detection ability.

## **D Measurement**

The department will measure Emergency Vehicle Preemption System USH 53 & 18<sup>th</sup> Ave and USH 53 & 22<sup>nd</sup> Ave as a single lump sum unit of work at each intersection, acceptably completed.

## **E Payment**

The department will pay for measured quantities at the contract unit price under the following bid item:

ITEM NUMBER	DESCRIPTION	UNIT
SPV. 0105.03	Emergency Vehicle Preemption System USH 53 & 18th Ave	LS
SPV. 0105.04	Emergency Vehicle Preemption System USH 53 & 22nd Ave	LS

Payment is full compensation for furnishing and installing the emergency vehicle preemption system, testing and set up, and making the EVP system fully operational.

## **64. Temporary Traffic Signal Modifications USH 53 & 18th Ave, SPV.0105.05; Temporary Traffic Signal Modifications USH 53 & 22nd Ave, SPV.0105.06.**

### **A Description**

This special provision describes providing temporary traffic signal modifications to accommodate work zone lane reconfigurations.

### **B (Vacant)**

### **C Construction**

Incorporate the temporary traffic signal modifications per the plans including bagging of signal heads, vehicle detection modifications, phase modifications, and incorporation of new signal timing. All signal heads associated with an inactive phase shall be bagged. The traffic signals shall be returned to pre-construction operation once construction is complete and lanes are returned to their original configurations.

Contact the City of Superior Public Works Department at (715) 395-7334 at least five working days prior to modifications to receive signal timing information.

### **D Measurement**

The department will measure Temporary Traffic Signal Modifications USH 53 & 18<sup>th</sup> Ave and Temporary Traffic Signal Modifications USH 53 & 22<sup>nd</sup> Ave as a single lump sum unit of work at each intersection, acceptably completed.

### **E Payment**

The department will pay for measured quantities at the contract unit price under the following bid item:

ITEM NUMBER	DESCRIPTION	UNIT
SPV. 0105.05	Temporary Traffic Signal Modifications USH 53 & 18th Ave	LS
SPV. 0105.06	Temporary Traffic Signal Modifications USH 53 & 22nd Ave	LS



Payment is full compensation for completing the necessary temporary traffic signal modifications and returning the signal to original operation at the end of construction, including all incidentals necessary to complete this item of work.

**65. Overhead Concrete Surface Repair, Item SPV.0165.01.**

**A Description**

This special provision describes the removal of those portions of the bottom of the sidewalk overhangs as shown on the plans and directed by the engineer, and the replacement of such portions with concrete masonry according to the applicable provisions of standard spec 509 and as hereinafter provided.

**B (Vacant)**

**C (Vacant)**

**D Measurement**

The department will measure Overhead Concrete Surface Repair by the area in square feet of completed and accepted work.

**E Payment**

The department will pay for measured quantities at the contract unit price under the following bid item:

ITEM NUMBER	DESCRIPTION	UNIT
SPV.0165.01	Overhead Concrete Surface Repair	SF

Payment is full compensation for removal and disposal of deteriorated concrete; for cleaning reinforcing steel; for forming, furnishing, hauling, placing, curing, and protecting all materials; and for furnishing all equipment, tools, labor and incidentals necessary to complete the work according to the contract.

**66. Cure and Seal Treatment, Concrete Truck Apron, Item SPV. 0165.02;  
Cure and Seal Treatment, Concrete Median, Item SPV.0165.04.**

**A Description**

This special provision describes treating all newly constructed concrete truck island and concrete median with a surface cure and seal treatment as shown on plans, and as hereinafter provided.

**B Materials**

Materials shall conform to a clear treating material listed on the current approved WISDOT product list for "Cure and Seal Compounds for Non-Trafficked Surfaces on Structural Masonry".

**C Construction**

Application of the cure treatment material shall be according to standard spec 415.3.12 at a minimum application rate of 1 gallon/200 SF.

**D Measurement**

The department will measure the Cure and Seal Treatment: Concrete Truck Apron and Concrete Median by the square foot, acceptably completed.

**E Payment**

The department will pay for measured quantities at the contract unit price under the following bid item:

ITEM NUMBER	DESCRIPTION	UNIT
SPV.0165.02	Cure and Seal Treatment, Concrete Truck Apron	SF
SPV.0165.04	Cure and Seal Treatment, Concrete Median	SF

Payment is full compensation for curing and sealing the concrete truck apron and concrete median.

## 67. Epoxy Sealer, Item SPV.0180.01.

### A Description

This special provision describes cleaning the top of the deck from the pedestrian railing base plate to the edge of the deck, outside edge of the deck, and bottom of the sidewalk overhang and providing an epoxy sealer to the top of the deck from the pedestrian railing base plate to the edge of the deck, outside edge of the deck, and bottom of the sidewalk overhang according to the plans, as directed by the engineer, and as hereinafter provided.

### B Materials

#### B.1 General

Provide all materials and labor necessary to install an Epoxy Sealer in strict accordance with the project drawings, specifications and current manufacturer's application instructions.

#### B.2 System Description

The Epoxy Sealer needs to be a low VOC, two-package, epoxy-polyamide coating for use in industrial maintenance environments and high performance architectural applications.

#### B.3 Engineering and Design Requirements

Manufacturer's literature for the proposed Epoxy Sealer needs to be submitted to the engineer for approval. A list of a minimum of ten projects where the coating system has been applied and performed to expectations for at least three years' service is also required. The proposed Epoxy Sealer information will be accepted only from the contractor and will be considered only after the contract has been awarded.

The finished color of the epoxy sealer shall be pearl gray (Federal Standard Color No. 26622).

#### B.4 Performance Requirements

The Epoxy Sealer, or equivalent product, needs to be according to the following test standards.

	Test Method	Results
<b>Abrasion Resistance</b>	ASTM D4060, CS17 wheel, 1000 cycles, 1 kg load	80 mg loss
<b>Accelerated Weathering – QUV</b>	ASTM D4587, QUV-A, 5,000 hours	Passes
<b>Adhesion</b>	ASTM D4541	1050 psi
<b>Corrosion weathering</b>	ASTM D5894, 10 cycles, 3336 hours	Rating 9 per ASTM D610 for rusting; Rating 10 per ASTM D714 for blistering
<b>Direct Impact Resistance</b>	ASTM D2794	95 in. lb.
<b>Dry Heat Resistance</b>	ASTM D2485	200°F (93°C)
<b>Exterior Durability</b>	1 year at 45° South	Excellent, chalks
<b>Flexibility</b>	ASTM D522, 180° bend, ¼" mandrel	Passes
<b>Moisture Condensation Resistance</b>	ASTM D4585, 100°F (38°C), 1000 hours	Passes, no blistering, rust, or delamination
<b>Pencil Hardness</b>	ASTM D3363	F-H
<b>Salt Fog Resistance</b>	ASTM B117, 2,500 hours	Rating 10 per ASTM D610 for rusting; Rating 10 per ASTM D714 for blistering

## **B.5 Submittals**

Product Data: Epoxy Sealer application and related equipment information.

Applicator: Provide certified contractor documentation showing proof of familiarity with the Epoxy Sealer.

## **B.6 Delivery Storage and Handling**

Deliver the Epoxy Sealer on-site in labeled, original, unopened containers.

All materials shall be stored inside or under cover at ambient temperature. Keep materials dry, protected from elemental damage, and protect from freezing.

## **C Construction**

### **C.1 Surface Preparation**

The surface of the concrete must be clean, dry, and in sound condition. Remove all oil, dust, grease, dirt, and other foreign material to enable adequate adhesion.

Satisfactory inspection by the engineer, at any point in the application process, does not relieve the contractor of ownership and responsibility with regard to application long term service life.

### **C.2 Mixing**

Mix components as required by the manufacturer.

### **C.3 Application**

Apply epoxy sealer as recommended by the manufacturer.

### **C.4 Protection of Surfaces**

1. The contractor shall be responsible for protecting all adjacent surfaces from spills, drips, overspray, or any other form of coating damage.
2. The contractor and its subcontractors shall be responsible for removing spots or repairing damaged surfaces to the satisfaction of the engineer.

## **D Measurement**

The department will measure Epoxy Sealer by the square yard, acceptably completed.

## **E Payment**

The department will pay for measured quantities at the contract unit price under the following bid item:

ITEM NUMBER	DESCRIPTION	UNIT
SPV0180.01	Epoxy Sealer	SY

Payment is full compensation for preparing and cleaning the designated surfaces; and for furnishing and applying the epoxy sealer.

## **68. Excavation, Hauling, and Disposal of Contaminated Soil, Item SPV.0195.01.**

### **A Description**

#### **A.1 General**

This special provision describes providing This special provision describes excavating, loading, hauling, and disposing of contaminated soil at a licensed bioremediation/disposal facility. The closest licensed facilities are:

Superior City Moccasin Mike Landfill  
15 Moccasin Mike Road  
Superior, WI 54880  
(715) 395-7506

Waste Management Timberline Trail RDF  
N4581 Hutchinson Road  
Weyerhaeuser, WI 54895  
(715) 868-7000

Vonco V Waste Campus  
1100 West Gary Street  
Duluth, Minnesota 55808  
(218) 336-5100

Waste Management Voyager Landfill  
6830 US-53  
Canyon, Minnesota 55717  
(218) 345-6302

Perform this work according to standard spec 205 and with pertinent parts of Chapters NR 700-754 of the Wisconsin Administrative Code, as supplemented herein. Per NR 718.07, a solid waste collection and transportation service-operating license is required under NR 502.06 for each vehicle used to transport contaminated soil. If a Minnesota bioremediation/disposal facility is utilized, perform hauling and disposal according to equivalent State of Minnesota requirements.

## **A.2 Notice to the Contractor – Contaminated Soil Locations**

The department completed testing for soil contamination within this project where excavation is required. Testing indicated that soil contaminated with nickel is present or likely to be present at the following location as shown on the plans:

1. Station 90+75 to 92+33, from 25 feet LT of reference line to construction limits LT, from the ground surface to the maximum depth of excavation.

If contaminated soil is encountered at other locations, terminate excavations in that area and notify the engineer.

For further information regarding previous investigation and remediation activities at these locations, contact:

Contact: Mr. Aaron Gustafson, WisDOT Northwest Region  
Address: 1701 North 4<sup>th</sup> Street, Superior, WI 54880  
Phone: (715) 919-3051  
Fax: (715) 392-7863  
Email: [aaron.gustafson@dot.wi.gov](mailto:aaron.gustafson@dot.wi.gov)

## **A.3 Coordination**

Coordinate work under this contract with the environmental consultant:

Name: GEI Consultants, Inc., Mr. Roger Miller or Mr. Michael DeBraske  
Address: 3159 Voyager Drive, Green Bay, WI 54311  
Phone: (920) 455-8657 / (920) 455-8655  
Fax: (920) 455-8225  
E-mail: [rmiller@geiconsultants.com](mailto:rmiller@geiconsultants.com), [mdebraske@geiconsultants.com](mailto:mdebraske@geiconsultants.com)

The role of the environmental consultant will be limited to:

1. Determining the locations and limits of contaminated material to be excavated based on analytical results from previous investigations, visual observations, and field-screening of material that is excavated;
2. Identifying contaminated material to be hauled to the bioremediation/disposal facility;
3. Documenting that activities associated with management of contaminated material are in conformance with state regulations;
4. Obtaining the necessary approvals for treatment and disposal of contaminated material.

Provide at least a 14-calendar day notice of the preconstruction conference date to the environmental consultant. At the preconstruction conference, provide a schedule for all excavation activities in the contaminated areas specified above to the environmental consultant. Also notify the environmental consultant at least three calendar days prior to commencement of excavation activities in each of the contaminated areas.

Coordinate with the environmental consultant to ensure that the environmental consultant is present during excavation in contaminated areas. Perform excavation work in these areas on a continuous basis until excavation work is completed.

Identify the licensed bioremediation/disposal facility that will be used for disposal of contaminated material and provide this information to the environmental consultant no later than 30 calendar days prior to commencement of excavation activities in the contaminated areas or at the preconstruction conference, whichever comes first. The environmental consultant will be responsible for obtaining the necessary approvals for disposal of contaminated soils from the bioremediation/disposal facility. Do not transport contaminated soil offsite without prior approval from the environmental consultant.

### **A.3 Coordination**

*Supplement standard spec 107.1 with the following:*

During excavation activities, expect to encounter soil contaminated with low-level concentrations of nickel. Site workers taking part in activities that will result in the reasonable probability of exposure to safety and health hazards associated with hazardous materials shall have completed health and safety training that meets the Occupational Safety and Health Administration (OSHA) requirements for Hazardous Waste Operations and Emergency Response (HAZWOPER), as provided in 29 CFR 1910.120.

Prepare a site-specific Health and Safety Plan, and develop, delineate and enforce the health and safety exclusion zones for each contaminated site location as required by 29 CFR 1910.120. Submit the site-specific health and safety plan and written documentation of up-to-date OSHA training to the engineer prior to the start of work.

### **B (Vacant)**

### **C Construction**

*Supplement standard spec 205.3 with the following:*

Control operations in the contaminated areas to minimize the quantity of contaminated material excavated.

The environmental consultant will periodically evaluate material excavated from the contaminated areas. The environmental consultant will evaluate excavated material based on field-screening results, visual observations, and analytical results from previous environmental investigations. Assist the environmental consultant in collecting samples for evaluation using excavation equipment. The sampling frequency shall be a maximum of one sample for every 15 cubic yards excavated.

On the basis of the results of such field-screening, the material will be designated as follows:

- Excavation Common consisting of clean construction and demolition fill (such as boulders, concrete, reinforced concrete, bituminous pavement, bricks, building stone, and unpainted or untreated wood), which under NR 500.08 are exempt materials, or
- Low-level contaminated soil for reuse as fill within the construction limits or for bioremediation/disposal at the selected licensed bioremediation/disposal facility.

Directly load and haul material designated by the environmental consultant for offsite treatment and disposal at the licensed facility. Use loading and hauling practices that are appropriate to prevent any spills or releases of contaminated material or residues. Prior to transport, sufficiently dewater material designated for off-site treatment and disposal so as not to contain free liquids.

If soil is designated for reuse, some material may require temporary storage prior to reuse as fill on the project. Provide for the temporary stockpiling of up to 100 cubic yards of contaminated material on-site. Construct and maintain a temporary stockpile of the material according to NR 718.05(3), including, but not limited to, placement of the contaminated soil on an impervious surface and covering the stockpile with impervious material to prevent infiltration of precipitation.

Excavations may extend near or slightly beyond the depths to groundwater; however, due to the low permeability of subsurface materials, significant dewatering is not anticipated. Control activities in the contaminated area to minimize the amount of dewatering required. Allow contaminated water encountered, but not requiring removal as a standard course of construction, to remain in-place. If dewatering is necessary, notify the engineer and obtain any permits necessary prior to discharge or offsite transport of water.

### **D Measurement**

The department will measure Excavation, Hauling, and Disposal of Contaminated Soil in tons of contaminated soil, accepted by the bioremediation/disposal facility as documented by weight tickets generated by the bioremediation/disposal facility. The management of contaminated groundwater shall be considered incidental to the project.

## E Payment

The department will pay for measured quantities at the contract unit price under the following bid item:

ITEM NUMBER	DESCRIPTION	UNIT
SPV.0195.01	Excavation, Hauling, and Disposal of Contaminated Soil	TON

Payment is full compensation for excavating, segregating, loading, hauling, and treatment via bioremediation or direct landfilling of contaminated soil; obtaining solid waste collection and transportation service operating licenses; assisting in the collection of soil samples for field evaluation; management of contaminated groundwater, if necessary; and dewatering of soils prior to transport, if necessary.

---

**ADDITIONAL SPECIAL PROVISION 1 (ASP 1)  
FOR TRANSPORTATION ALLIANCE FOR NEW SOLUTIONS (TrANS)  
PROGRAM EMPLOYMENT PLACEMENTS AND APPRENTICESHIPS**

---

The Safe, Accountable, Flexible, Efficient Transportation Equity Act: A Legacy for Users (SAFETEA-LU), Section 5204(e) – Surface Transportation Workforce Development Training and Education, provides for 100 percent Federal funding if the core program funds are used for training, education, or workforce development purposes, including “pipeline” activities. The core programs includes: Congestion Mitigation and Air Quality Improvement (CMAQ) Program, Highway Bridge Program (HBP), Interstate Maintenance (IM), National Highway System (NHS), and Surface Transportation Program (STP). These workforce development activities cover surface transportation workers, including OJT/SS programs for women and minorities as authorized in 23 U.S.C. §140(b).

*TrANS* is an employment program originally established in 1995 in Southeastern Wisconsin. Currently TrANS has expanded to include TrANS program locations to serve contractors in Southeast (Milwaukee and surrounding counties), Southcentral (Dane County and surrounding counties including Rock County), and most Northeastern Wisconsin counties from locations in Keshena, Rhinelander and surrounding far Northern areas. TrANS attempts to meet contractor’s needs in other geographic locations as possible. It is an industry driven plan of services to address the outreach, preparation, placement and retention of women, minorities and non-minorities as laborers and apprentices in the highway skilled trades. These candidate preparation and contractor coordination services are provided by community based organizations. For a list of the TrANS Coordinators contact the Disadvantaged Business Enterprise Office at (414) 438-4583 in Milwaukee or (608) 266-6961 in Madison. These services are provided to you at no cost.

### ***I. BASIC CONCEPTS***

Training reimbursements to employing contractors for new placements, rehires or promotions to apprentice of TrANS Program graduates will be made as follows:

- 1) **On-the-Job Training, Item ASP.1T0G, ASP 1 Graduate.** At the rate of \$5.00 per hour on federal aid projects when TrANS graduates are initially hired, or seasonally rehired, as unskilled laborers or the equivalent.

Eligibility and Duration: To the employing contractor, for up to 2000 hours from the point of initial hire as a TrANS program placement.

Contract Goal: To maintain the intent of the Equal Employment Opportunity program, it is a goal that 4 (number) TrANS Graduate(s) be utilized on this contract.

- 2) **On-the-Job Training, Item ASP.1T0A, ASP 1 Apprentice.** At the rate of \$5.00 per hour on federal aid projects at the point when an employee who came out of the TrANS Program is subsequently entered into an apprenticeship contract in an underutilized skilled trade (this will include the Skilled Laborer Apprenticeship when that standard is implemented).

Eligibility and Duration: To the employing contractor, for the length of time the TrANS graduate is in apprentice status.

Contract Goal: To maintain the intent of the Equal Employment Opportunity program, it is a goal that 4 (number) TrANS Apprentice(s) be utilized on this contract.

- 3) The maximum duration of reimbursement is two years as a TrANS graduate plus time in apprentice status.
- 4) If a TrANS program is not available in the contractor's area and another training program is utilized, payment of On-the-Job Training hours may be approved by the Wisconsin Department of Transportation (WisDOT) if the training program meets the established acceptance criteria. Only On-the-Job Training Hours accumulated after WisDOT approval will be reimbursed as specified under Items ASP.1T0G and ASP.1T0A. For more information, contact the Disadvantaged Business Enterprise Office at the phone numbers listed above.
- 5) WisDOT reserves the right to deny payments under items ASP.1T0G and ASP.1T0A if the contractor either fails to provide training or there is evidence of a lack of good faith in meeting the requirements of this training special provision.

## ***I. RATIONALE AND SPECIAL NOTE***

The \$5.00 per hour now being paid for TrANS placements is intended to cover the duration of two years to allow for reaching entry-level laborer status. An additional incentive, the \$5.00 rate, would promote movement into the underutilized skilled trades' apprenticeships and applies until the individual completes their apprenticeship. These incentives benefit TrANS candidates by giving them a better opportunity to enter a skilled trade; benefits contractors who will be assisted in meeting their EEO profiles and goals; and benefits the public who will see the program reinforce larger public-private employment reform in Wisconsin. The pool of TrANS graduates was created for the purpose of addressing underutilization in the skilled trades, an objective that is further reinforced by a parallel retention pilot program, known as the Companywide Reporting. *Whether or not reimbursement is involved, the WisDOT reassures contractors who are in the Companywide Program that TrANS placements still contribute toward fulfilling the new hire goal of 50% women and minorities.* Based on data administered by United States Department of Labor (US DOL), the highway skilled trades remain underutilized for women statewide (less than 6.9%); and for minorities in all counties (% varies by county).

NOTE: *Unless using other advancement strategies, contractors are encouraged to use some or all of this monetary incentive to offset the cut in hourly wages an individual may incur when entering an apprenticeship if the full general laborer hourly rate has been previously paid. No special accounting measures are required.*

## ***II. IMPLEMENTATION***

The implementation of ASP 1 is intended to cover only the amount of time it takes for underutilization to be resolved across the trades. This will be measured annually at the county and/or state levels using data administered by WisDWD in relation to goals set by the USDOL-



OFCCP. With appropriate state and federal approvals, we may also do some measurement at the company level.

It is the contractor's responsibility to note on their Certified Payrolls if their employee is a TrANS graduate or a TrANS apprentice. The District EEO Coordinators utilize the information on the Certified Payrolls to track the hours accumulated by TrANS Graduates and TrANS apprentices on WisDOT contracts. Payment under this ASP 1 is made based on the hours recorded off of the Certified Payrolls. Tracking may eventually include improved linkages with the WisDWD apprentice database, information from company and committee level sources.

TrANS is nondiscriminatory by regulation, and is a tool for optional use by contractors to address the underutilization of women and minorities as laborers and apprentices in our industry's skilled trades.

#### **IV. TRANS TRAINING**

As part of the contractor's equal employment opportunity affirmative action program, training shall be provided to employees enrolled in apprenticeship and on-the-job training programs as follows:

The contractor shall provide on-the-job training aimed at developing full journey workers in the type of trade or job classifications involved. In the event the contractor subcontracts a portion of the contract work, the contractor shall determine how many, if any, of the trainees are to be trained by the subcontractor provided, however, that the contractor shall retain the primary responsibility for meeting the training requirements imposed by this special provision. The contractor shall also insure that this training special provision is made applicable to such subcontract.

Training and upgrading of minorities and women toward journey workers status is a primary objective of this training special provision. Accordingly, the contractor shall make every effort to enroll minority trainees and women (e.g., by conducting systematic and direct recruitment through public and private sources likely to yield minority trainees and women trainees); to the extent such persons are available within a reasonable area of recruitment. The contractor will be given an opportunity and will be responsible for demonstrating the steps that they have taken in pursuance thereof, prior to determination as to whether the contractor is in compliance with this training special provision. This training commitment is not intended, and shall not be used, to discriminate against any applicant for training, whether a member of a minority group or not.

No employee shall be employed as a trainee in any classification in which they have successfully completed a training course leading to journey workers status or in which they have been employed as a journey worker. The contractor should satisfy this requirement by including appropriate questions in the employee application or by other suitable means. Regardless of the method used, the contractor's records should document the findings in each case.

#### **V. APPRENTICESHIP TRAINING**

The Federal Highway Administration's (FHWA) policy is to require full use of all available training and skill improvement opportunities to assure increased participation of minority groups, disadvantaged persons and women in all phases of the highway construction industry. The FHWA On-the-Job Training (OJT) Program requires the State transportation agencies (STAs) to establish apprenticeships and training programs targeted to move women, minorities, and disadvantaged individuals into journey-level positions to ensure that a competent workforce is available to meet highway construction hiring needs, and to address the historical underrepresentation of members of these groups in highway construction skilled crafts.

The OJT Supportive Services (OJT/SS) Program was established in Title 23 Code of Federal Regulations (CFR), Part 230) to supplement the OJT program and support STA training programs by providing services to highway construction contractors and assistance to highway construction apprentices and trainees. The primary objectives of OJT/SS are:

- (1) To increase the overall effectiveness of the State highway agencies' approved training programs.
- (2) To seek other ways to increase the training opportunities for women, minorities, and disadvantaged individuals.

The STAs are responsible for establishing procedures, subject to the availability of Surface Transportation and Bridge Funds under 23 U.S.C. §140(b) (Nondiscrimination), for the provision of supportive services with respect to training programs approved under 23 CFR, Part 230(a) (Equal Employment Opportunity on Federal and Federal-aid Construction Contracts – including Supportive Services).

The contractor and subcontractor shall maintain records to demonstrate compliance with these apprenticeship requirements. Reasonable exemptions and modifications to and from any or all of these requirements will be determined by the Wisconsin Department of Transportation-Civil Rights Office. A request for an exemption or modification, with justification, shall be made in writing, addressed to WisDOT Civil Rights Office, 4802 Sheboygan Avenue, P.O. Box 7965, Rm. 451, Madison, WI 53707.

## ADDITIONAL SPECIAL PROVISION 3

### DISADVANTAGED BUSINESS ENTERPRISE [DBE] PROGRAM IMPLEMENTATION

#### 1. Description

- a. The federal DBE program requirements outlined in the Code of Federal Regulations at 49 CFR Part 26 apply to this Wisconsin Department of Transportation contract. WisDOT is a recipient of federal funds and this contract includes federal funds. United States Department of Transportation Federal DBE Program requires the following provisions:
  - (1) Pursuant to the federal DBE program regulation at 49 CFR Part 26, a contractor's failure to comply with any provision of the DBE regulations will be considered a material breach of contract. This is non-negotiable. If a contractor fails to carry out the DBE program and Title VI nondiscrimination requirements of its contracts, the following sanctions will be assessed depending upon the facts, reasoning, severity and remedial efforts of the contractor: termination of contract, withholding payment, assessment of monetary sanctions, assessment of liquidated damages and/or suspension/debarment proceedings that may result in the disqualification of the contractor from bidding for a designated period of time.
  - (2) The contractor shall utilize the specific DBEs listed to perform the work and supply the materials for which each is listed unless the contractor obtains the federal fund recipient's [DOT] written consent. Unless [WisDOT] consent is provided, the contractor shall not be entitled to any payment for work or material unless it is performed or supplied by the listed DBE.
- b. The Wisconsin Department of Transportation [WisDOT] is committed to the compliant administration of the DBE Program. Each WisDOT Secretary affirms this commitment with his/her signed assurance.  
<https://wisconsindot.gov/Documents/doing-bus/civil-rights/dbe/policy-statement.pdf>
  - (1) The department encourages the contractor to assist and develop DBE firms to become fully knowledgeable contractors to successfully perform on its contracts. Under the contract, the contractor agrees to provide the assistance to participating DBE's in the following areas:
    - i. Produce accurate and complete quotes.
    - ii. Understand highway plans applicable to their work.
    - iii. Understand specifications and contract requirements applicable to their work.
    - iv. Understand contracting reporting requirements.
  - (2) Wisconsin DOT identifies the assigned DBE goal in its contract advertisements and posts the contract DBE goal on the cover of the bidding proposal. The contractor can meet the assigned, specified contract DBE goal by subcontracting work to a DBE or by procuring services or materials from a DBE. The department calculates the DBE participation as the dollar value of DBE participation included in the bid expressed as a percentage of the total contract bid amount.
  - (3) For more comprehensive information on the disadvantaged business program, visit the department's Civil Rights and Compliance Section website at:  
<https://wisconsindot.gov/Pages/doing-bus/civil-rights/dbe/default.aspx>

## 2. Definitions

Interpret these terms, used throughout this additional special provision, as follows:

- a. **Bid Percentage:** The DBE percentage indicated in the bidding proposal at the time of bid.
- b. **DBE:** A small business certified as disadvantaged business enterprise (DBE) under the federal DBE program and included on the Wisconsin UCP DBE Directory deemed ready, willing and able.
- c. **DBE goal:** The amount of DBE participation expected in the contract as shown on the cover of the Highway Work Proposal.
- d. **Manufacturer:** A firm that operates or maintains a factory or establishment that produces, on the premises, the materials, supplies, articles, or equipment required under the contract.
- e. **Supplier:** A firm that owns, operates, or maintains a store, warehouse, or other establishment in which the materials, supplies, articles or equipment required under the contract are bought, kept in stock, and regularly sold or leased to the public.
- f. **Voluntary Achievement:** The amount of DBE participation achieved and reported in the contract in excess of the assigned goal.

## 3. DBE Percentage Required at Bid Submission

Indicate the bid percentage (i.e. 0% through 100%) of DBE participation on the completed bidding proposal. For electronic submittals, show the percentage in the miscellaneous data folder, Item 3, DBE Percent. For paper submittals, show the percentage on the sheet included after the schedule of items. By submission of the bid, the bidder contractually commits to DBE participation at or above the bid percentage, or certifies that they have utilized comprehensive good faith efforts to solicit and utilize DBE firms to meet the DBE participation requirements of this contract proposal, and that the bid percentage is reflective of these good faith efforts. The bid percentage should demonstrate the efforts of the prime contractor prior to bid. If the bidder does not indicate the bid percentage of DBE participation on the completed bidding proposal, the department will consider the bid irregular and may reject the bid.

## 4. WisDOT Interpretation of Federal DBE Program Provision

Prime contractors must utilize the specific DBEs listed to perform the work and/or supply the materials for which each is listed on the Commitment to Subcontract to DBE Form [DT1506] and approved by WisDOT's DBE office to execute its contract. The approved Commitment to Subcontract to DBE Form [DT1506] becomes a contract document/record.

### a. Department's DBE Evaluation Process

WisDOT evaluates DBE using the Commitment to Subcontract to DBE, payments to subcontractors and contract documentation. The prime contractor shall list the specific DBE certified firms and items of work s/he intends to use toward the fulfillment of the assigned DBE contract goal. The prime contractor receives DBE credit for payments made to the DBE firms performing the work listed on the approved Form DT1506.

### b. Documentation Submittal

The contractor is to identify, by name, the DBE firms whose utilization is intended to satisfy this provision, the items of work of the DBE subcontract or supply agreement and the dollar value of those items of work by completing the Commitment to Subcontract to DBE Form [DT1506]. Effective January 1, 2017, the contractor will be required to submit the documentation within 5 business days after bid opening. All necessary supporting documentation including Attachment 'A' forms and/or Good Faith Efforts Form

[DT1202] must be submitted no later than 2 business days from contractor's initial submission of the DT 1506. The contractor must provide a signed Attachment 'A' form to the DBE office within the time limit in order to receive authorization for contract execution; the DBE office reserves the right accept alternate documentation in lieu of the signed form in extenuating circumstances. Documentation must be submitted to the DBE Office by email at [DBE\\_Alert@dot.wi.gov](mailto:DBE_Alert@dot.wi.gov) ([DBE\\_Alert@dot.wi.gov](mailto:DBE_Alert@dot.wi.gov)) or by postal mail ATTN: DBE Office, PO Box 7965, Madison, WI 53707-7965.

(1) **Bidder Meets DBE Goal**

If the bidder indicates that the contract DBE goal is met, after award and before execution, the department will evaluate the Commitment to Subcontract to DBE Form DT1506 and attachment A(s) to verify the actual DBE percentage calculation. If the DBE commitment is verified, the contract is eligible for execution with respect to the DBE commitment.

(2) **Bidder Does Not Meet DBE Goal**

- i. If the bidder indicates a bid percentage on the Commitment to Subcontract to DBE Form [DT1506] that does not meet the contract DBE goal, the bidder must submit a Good Faith Efforts Form [DT1202] and supporting documentation. After award and before execution, the department will evaluate the bidder's DBE commitment and consider the bidder's good faith efforts submission.
- ii. The department will evaluate the bidder's good faith effort request and notify the bidder of one of the following:
  - (a) If the department grants a good faith efforts, the bid is eligible for contract execution with respect to DBE commitment.
  - (b) If the department rejects the good faith efforts request, the department may declare the bid ineligible for execution. The department will provide a written explanation of why the good faith efforts request was rejected. The bidder may appeal the department's rejection as allowed under 7 a. & b.

c. **Bidder Fails to Submit Documentation**

If the contractor fails to furnish the Commitment to Subcontract to DBE Form [DT1506] within the specified time, the department may cancel the award. Delay in fulfilling this requirement is not a cause for extension of the contract time and shall not be used as a tool to delay execution.

## 5. Department's Criteria for Good Faith Effort

Appendix A of 49 CFR Part 26, is the guiding regulation concerning good faith efforts. However, the federal regulations do not explicitly define "good faith" but states that bidder must actively and aggressively attempt to meet the goal. The federal regulations are general and do not include every factor or effort that can be considered. As a result, each state must establish its own processes and consider the factors established in its own practices to create a process for making a determination of adequate good faith. WisDOT evaluates good faith on a contract basis just as each contract award is evaluated individually.

The department will only approve a contractor's good faith efforts if the bidder has made the effort, given the relevant circumstances under the contract that a bidder actively and aggressively seeking to meet the goal would make. The department will evaluate the bidder's good faith effort to determine whether a good faith efforts will be granted. The bidder must demonstrate, on the DT1202 that they have aggressively solicited DBE participation in an attempt to meet the contract DBE goal and attaining the stated DBE goal is not feasible.

- a. The department, in conjunction with industry stakeholders, has developed the following guidance for contractor good faith effort. The guidance and the attached appendices provide a framework for the actions required by all parties in the processing and evaluation of bidder's total efforts to achieve the project specific DBE goal prior to the bid letting date.

## b. Prime Contractors should:

- (1) Document all efforts and decisions made toward achieving the DBE goal on the contract. The bidder should use the Civil Rights & Compliance System [CRCS] and related WisDOT- approved DBE outreach tools, including the Bid Express Small Business Network, to foster DBE participation on all applicable contracts.
- (2) Prime contractors may request assistance with DBE outreach and follow-up by contacting the department's DBE Support Services Office by phone or email request at least 14 days prior to the bid letting date. Requesting assistance with outreach is not a decisive factor in the review Good faith effort evaluation. Phone numbers are 414-438-4584 and/or 414-659-0487; Fax: 414-438-5392; E-mail: [DOTDBESupportServices@dot.wi.gov](mailto:DOTDBESupportServices@dot.wi.gov).
- (3) Request quotes by identifying potential items to subcontract and solicit. Prime contractors are strongly encouraged to include in their initial contacts a single page including a detailed list of items for which they are accepting quotes, by project, within a letting. *See attached sample entitled "Sample Contractor Solicitation Letter" in Appendix A.* Prime contractors should also indicate a willingness to accept quotes in areas they are planning to perform themselves, as required by federal rules. In some cases, it might be appropriate to use DBE's to do work in a prime contractor's area of specialization.
  - i. Solicit quotes from certified DBE firms who match 'possible items to subcontract' using all reasonable and available means. Additionally, forward copies of solicitations highlighting the work areas for which you are seeking quotes to [DOTDBESupportServices@dot.wi.gov](mailto:DOTDBESupportServices@dot.wi.gov).
  - ii. SBN is the preferred outreach tool. <https://www.bidx.com/wi/main>. Other acceptable means include postal mail, email, fax, phone call.
    - (a) Primes must ask DBE firms for a response in their solicitations. See *Sample Contractors Solicitation Letter* in Appendix. This letter can be included as an attachment to the SBN sub-quote request.
    - (b) Solicit quotes at least 10 calendar days prior to the letting date, at least two Fridays before the letting, to allow DBE firms sufficient time to respond. Prime contractors should contact DBE firms early, asking if they need help organizing their quote, assistance confirming equipment needs, or other assistance supporting their submission of a competitive quote for their services.
    - (c) Second solicitation should take place within 5 calendar days. Email and SBN are the preferred delivery of the follow-up solicitation.
  - iii. Upon request, provide interested DBE firms with adequate information about plans, specifications and the requirements of the contract by letter, information session, email, phone call and/or referral.
  - iv. When potential exists, the contractor should advise interested DBE firms on how to obtain bonding, line of credit or insurance if requested.
  - v. Document DBE firm's interest in quoting by taking appropriate steps to follow up initial solicitation with:
    - (a) Email to all prospective DBE firms in relevant work areas.
    - (b) Phone call log to DBE firms who express interest via written response or call.
    - (c) Fax/letter confirmation
    - (d) Signed copy of Bid Express SBN Record of Subcontractor Outreach Effort.

c. Evaluate DBE quotes Documentation is critical if a prime does not utilize the DBE firm's quote for any reason.

- (1) Evaluate DBE firm's capability to perform 'possible items to subcontract' using legitimate reasons, including but not limited to, **a discussion with the DBE firm** regarding its capabilities prior to the bid letting. If lack of capacity is your reason for not utilizing the DBE quote, you are required to contact the DBE by phone and email regarding their ability to perform the work indicated in the UCP directory listed as their work area by NAICS code. Only the work area and/or NAICS code listed in the UCP directory can be counted toward DBE credit. Documentation of the conversation is required.
- (2) In striving to meet an assigned DBE contract goal, prime contractors are expected to use DBE quotes that are responsive and reasonable. This includes DBE quotes that are not the low quote.

- (3) **Special Circumstance** - Evaluation of DBE quotes with tied bid items. "Tied quotes are the condition in which a subcontractor submits quotes including multiple areas of expertise across multiple work areas noting that the items and price are tied. Typically this type of quoting represents a cost saving to the prime but is not clearly stated as a discount; tied quotes are usually presented as 'all or none' quote to the prime." When non-DBE subcontractors submit tied bid items in their quotes to the prime, the DBE firms' quote may seem not competitive. In such a case, the following steps are taken in comparing the relevant quotes. These are qualitative examples.
  - i. Compare bid items common to both quotes, noting the reasonableness in the price comparison.
  - ii. Review quotes from other firms for the bid items not quoted by the DBE firm to see if combining both can provide the same competitive advantage that the tied bid items offered.
- d. Immediately after notification of contract award, the prime submits all **'Commitment to Subcontract'** forms to the DBE Office. Prime contractor has 5 days to submit the completed form for the DBE firms it intends to use on the contract for DBE credit. If the goal is not met in full, the prime contractor must provide the following information along with WisDOT form DT1202: Certificate of Good Faith Efforts.
  - (1) The names, addresses, e-mail addresses, telephone numbers of DBE's contacted. The dates of both initial and follow-up contact.
  - (2) A description of information provided to the DBE's regarding the plans, specifications, and estimated quantities for portions of the work to be performed by that DBE.
  - (3) Photocopies or electronic copies of all written solicitations to DBE's. A printed copy of SBN solicitation is acceptable.
  - (4) Documentation of each quote received from a DBE and, if rejected, the reason for that rejection.
  - (5) Bidder attendance at any pre-solicitation or pre-bid meetings the department held to inform DBE's of participation opportunities available on the project.

The prime contractor must obtain written consent from the DBE Office to change or replace any DBE firm listed on the approved Commitment to Subcontract to DBE Form [DT1506]. If the prime contractor utilizes another contractor, including the use of its own workforce, to perform the work assigned to a DBE on the approved DT1506, the prime contractor will not be entitled to payment for that work. Any changes to DBE after the approval of the DT1506 must be reviewed and approved by the DBE office prior to the change.

## 6. Use of Joint Checks

*The use of joint checks is allowable if it is a commonly recognized business practice in the material industry. A joint check is defined as a two-party check between a DBE, a prime contractor and the regular dealer of materials supplier who is neither the prime nor an affiliate of the prime. Typically, the prime contractor issues one check as payor to the DBE subcontractor and to the supplier jointly (to guarantee payment to the supplier) as payment for the material/supplies used by the DBE in cases where the prime has submitted the DBE and material for DBE credit. The DBE subcontractor gains the opportunity to establish a direct contracting relationship with the supplier to potentially facilitate a business rapport that results in a line of credit or increased partnering opportunities.*

The cost of material and supplies purchased by the DBE is part of the value of work performed by the DBE to be counted toward the goal. To receive credit, the DBE must be responsible for negotiating price, determining quality and quantity, ordering the materials, and installing (where applicable) and "paying for the material itself." See 49 CFR 26.55(c)(1).

The approval to use joint checks constitutes a commitment to provide further information to WisDOT, upon request by staff. WisDOT will allow the use of joint checks when the following conditions are met:

- a. The Prime must request permission to use joint checks from the DBE Office by submitting the Application to Use Joint Checks.
  - (1) Request should be made when the DBE Commitment form or Request to Sublet is submitted; the request will not be considered if submitted after the DBE Subcontractor starts its work.
  - (2) Approval/Permission must be granted prior to the issuance of any joint checks.
  - (3) The payment schedule for the supplier must be presented to the DBE office before the first check is issued.
  - (4) The joint check for supplies must be strictly for the cost of supplies.
- b. DBE subcontractor is responsible to furnish and/or install the material/work item. The DBE subcontractor shall not be an 'extra participant' in the transaction; the DBE's role in the transaction cannot be limited solely to signing the check(s) to release payment to the material supplier. At a minimum, the DBE subcontractor's tasks should include the following.
  - (1) The DBE subcontractor (not the prime/payor) negotiates the quantities, price and delivery of materials;
  - (2) The DBE subcontractor consents to sign/release the check to the supplier by signing the Application to Use Joint Checks after establishing the conditions and documentation of payment within the subcontract terms or in a separate written document.
- c. The Prime contractor/payor acts solely as a guarantor,
  - (1) The prime agrees to furnish the check used for the payment of materials/supplies under the contract.
  - (2) The prime contractor/payor cannot require the subcontractor to use a specific supplier or the prime contractors negotiated unit price.

## **7. Bidder's Appeal Process**

- a. A bidder can appeal the department's decision to deny the bidder's good faith effort submission. The bidder must provide written documentation refuting the specific reasons for rejection as stated in the department's rejection notice. The bidder may meet in person with the department if so requested. Failure to appeal within 7 calendar days after receiving the department's written denial notice of a good faith effort evaluation constitutes a forfeiture of the bidder's right of appeal. A contract cannot be executed without documentation that the DBE provisions have been fulfilled.
- b. The department will appoint a representative, who did not participate in the original determination, to assess the bidder's appeal. The department will issue a written decision within 5 calendar days after the bidder presents all written and oral testimony. In that written decision, the department will explain the basis for finding that the bidder did or did not meet the contract DBE goal or make an adequate good faith effort to meet the contract DBE goal. The department's decision is final. If the department finds that the bidder did not meet the contract DBE goal or did not make adequate efforts to meet the DBE goal, the department may declare the bid ineligible for execution.

## **8. Department's Criteria for DBE Participation**

### **Directory of DBE firms**

- a. The only resource for DBE certified firms certified in the state of Wisconsin is the Wisconsin Unified Certification Program [UCP] DBE List. Wisconsin Department of Transportation maintains a current list of certified DBE firms titled Wisconsin UCP DBE Directory on the website at:  
<https://wisconsin.gov/Documents/doing-business/civil-rights/dbe/dbe-ucp-directory.xlsx>
- b. The DBE office is also available to assist at 414-438-4583 or 608-267-3849.



## 9. Counting DBE Participation

### Assessing DBE Work

- a. The department will only count the DBE usage towards the contract DBE goal if the DBE firm is certified as a DBE by one of the unified certification program agencies. If a firm becomes DBE certified before entering into a subcontract, the department may consider that DBE usage towards the contract goal. The department only counts the value of the work a DBE actually performs towards the DBE goal. The department assesses the DBE work as follows:
- b. The department counts work performed by the DBE's own resources. The department includes the cost of materials and supplies the DBE obtains for the work. The department also includes the cost of equipment the DBE leases for the work. The department will not include the cost of materials, supplies, or equipment the DBE purchases or leases from the prime contractor or its affiliate, except the department will count non-project specific leases the DBE has in place before the work is advertised.
- c. The department counts fees and commissions the DBE charges for providing a bona fide professional, technical, consultant, or managerial services. The department also counts fees and commissions the DBE charges for providing bonds or insurance. The department will only count costs the engineer deems reasonable based on experience or prevailing market rates.
- d. If a DBE subcontracts work, the department counts the value of the subcontracted work only if the DBE's subcontractor is also a DBE.
- e. The contractor shall maintain records and may be required to furnish periodic reports documenting its performance under this item.
- f. It is the prime contractor's responsibility to determine whether the work that is committed and/or contracted to a DBE certified firm can be counted for DBE credit by referencing the work type and NAICS code listed for the DBE firm on the Wisconsin UCP DBE Directory.
- g. It is the prime contractor's responsibility to assess the DBE firm's ability to perform the work for which s/he is committing/contracting the DBE to do. Note that the department encourages the prime contractor to assist and develop DBE firms to become fully knowledgeable contractors to successfully perform on its contracts.

## 10. Commercially Useful Function

- a. Commercially useful function is evaluated after the contract has been executed, while the DBE certified firm is performing its work items. A DBE performs a commercially useful function when it is responsible for execution of the work of the contract and is carrying out its responsibilities by actually performing, managing, and supervising the work involved.
- b. The department uses Form DT1011: DBE Commercially Useful Function Review and Certification to evaluate whether the DBE is performing a commercially useful function. WisDOT counts expenditures of a DBE toward the DBE goal only if the DBE is performing a commercially useful function on that contract.
- c. A DBE is performing a commercially useful function if the following conditions are met:
  - (1) For contract work, the DBE is responsible for executing a distinct portion of the contract work and it is carrying out its responsibilities by actually performing, managing, and supervising that work.
  - (2) For materials and supplies, the DBE is responsible for negotiating price, determining quality and quantity, ordering, and paying for those materials and supplies.

## 11. Credit Evaluation for Trucking

All bidders are expected to adhere to the department's current trucking policy posted on the HCCI website at <https://wisconsindot.gov/Documents/doing-bus/civil-rights/dbe/trucking-utilization-policy.pdf>

## 12. Credit Evaluation for Manufacturers, Suppliers, Brokers

The department will calculate the amount of DBE credit awarded to a prime using a DBE firm for the provisions of materials and supplies on a contract-by-contract basis. The department will count the material and supplies that a DBE provides under the contract for DBE credit based on whether the DBE is a manufacturer, supplier or broker. Generally, DBE crediting measures and evaluates the DBE owner's role, responsibility and contribution to the transaction: maximum DBE credit when the DBE manufactures materials or supplies; DBE credit decreases when the DBE solely supplies material and minimal credit is allotted when the DBE's role is administrative or transactional.

It is the bidder's responsibility to find out if the DBE is considered a supplier or a manufacturer before listing them on Commitment to Subcontract to DBE form DT1506.

### a. Manufacturers

- (1) A manufacturer is a firm that operates or maintains a factory or establishment that produces, on the premises, the materials, supplies, articles, or equipment required under the contract and of the general character described by the specifications.
- (2) If the materials or supplies are obtained from a DBE manufacturer, count **100%** percent of the cost of the materials or supplies toward DBE goals.

### b. Regular Dealers of Material and/or Supplies

- (1) A regular dealer is a firm that owns, operates, or maintains a store, warehouse, or other establishment in which the materials, supplies, articles or equipment of the general character described by the specifications and required under the contract are bought, kept in stock, and regularly sold or leased to the public in the usual course of business.
- (2) If the materials or supplies are purchased from a DBE regular dealer, count **60%** percent of the cost of the materials or supplies toward DBE goals.
- (3) At a minimum, a regular dealer must meet the following criteria to be counted for DBE credit:
  - i. The DBE firm must be an established, regular business that engages, as its principal business and under its own name, in the purchase and sale or lease of the products in question.
  - ii. The DBE firm must both own and operate distribution equipment for the product--bulk items such as petroleum products, steel, cement, gravel, stone, or asphalt. If some of the distribution equipment is leased, the lease agreement must accompany the DBE Commitment form for evaluation of the dealer's control before the DBE office approves the DBE credit.

### c. Brokers, Transaction Expeditors, Packagers, Manufacturers Representatives

- (1) No portion of the cost of the materials, supplies, services themselves will count for DBE credit; however, WisDOT will evaluate the fees or commissions charged when a prime purchases materials, supplies or services from a DBE certified firm which is neither a manufacturer nor a regular dealer, namely: brokers, packagers, manufacturers' representatives or other persons who arrange or expedite transactions.
- (2) Brokerage fees have historically been calculated as **10%** of the purchase amount.
- (3) WisDOT may count the amount of fees or commissions charged for assistance in the procurement of the materials and supplies, or fees or transportation charges for the delivery of materials or supplies required on a job site.
- (4) The evaluation will review the contract need for the item/service, review the sub-contract or invoice for the item/service, compare the fees customarily allowed for similar services to determine whether they are reasonable.

When DBE suppliers are contracted, additional documentation must accompany the DT1506 and Attachment 'A' forms. An invoice or bill-of-sale that includes the company names of the bidder and the DBE supplier and documentation of the calculations used as the basis for the purchase agreement, subcontract or invoice.

*WisDOT recognizes that the amount on the Attachment 'A' form may be more or less than the amount on the invoice.* Please respond to the following questions and submit with your DBE Commitment Form.

1. What is the product or material?
2. Is this item in the prime's inventory or was the item purchased when contract was awarded?
3. Which contract line items were referenced to develop this quote?
4. What is the amount of material or product used on the project?

### 13. Credit Evaluation for DBE Primes

Wisconsin DOT calculates DBE credit based on the amount and type of work performed by DBE certified firms. If the prime contractor is a DBE certified firm, the department will only count the work that DBE prime contractor performs with its own forces for DBE credit. We will also calculate DBE credit for the work performed by any other DBE certified subcontractor, DBE certified supplier, DBE certified manufacturer on that contract in that DBE's approved work areas/NAICS code. Crediting for manufacturers and suppliers is calculated consistent with paragraph 12 of this document and 49 CFR Part 26.

### 14. Joint Venture

If a DBE performs as a participant in a joint venture, the department will only count that portion of the total dollar value of the contract equal to that portion of the work that the DBE performs with its own forces for DBE credit.

### 15. Mentor Protégé

- a. If a DBE performs as a participant in a mentor protégé agreement, the department will count for credit the portion of the work performed by the DBE protégé firm.
- b. DBE credit will be evaluated and confirmed by the DBE Office for any contracts on which the mentor protégé team identifies itself to the DBE Office as a current participant of the Mentor Protégé Program.
- c. Refer to WisDOT's Mentor Protégé guidelines for guidance on the number of contracts and amount of DBE credit that can be counted on any WisDOT project.

### 16. DBE Replacement or Termination

#### Contractual Requirement

The contractor shall utilize the specific DBEs listed to perform the work and supply the materials for which each is listed unless the contractor obtains written consent from the Department's DBE Office. If the Department does not provide consent to replace or terminate a DBE firm, the prime contractor shall not be entitled to any payment for work or material unless it is performed or supplied by the listed DBE.

#### Contractor Considerations

- a. A prime contractor cannot terminate and/or replace a DBE subcontractor listed on the approved Commitment to Subcontract to DBE Form [DT1506] without prior written consent from the DBE Office. This includes, but is not limited to, instances in which a prime contractor seeks to perform work originally designated for a DBE subcontractor with its own forces or those of an affiliate, a non-DBE firm, or with another DBE firm.

- b. If a prime contractor feels it is necessary to replace or terminate a DBE firm that has been approved for DBE credit toward its contract, s/he will be required to provide reasons and documentation to support why the prime cannot fulfill the contractual commitment that it made to the Department regarding the DBE utilization.
- c. Prime contractor is required to make affirmative efforts to find another DBE subcontractor to perform at least the same amount of work under the contract as the DBE that was terminated, to the extent needed to meet the assigned DBE contract goal.
- d. In circumstances when a DBE subcontractor fails to complete its work on the contract for any reason or is terminated from a contract, the prime contractor is expected to make affirmative efforts to maintain its commitment to the assigned DBE goal.
- e. The DBE firm should communicate with the prime contractor regarding its schedule and capacity in the context of the contract. If the DBE anticipates that it cannot fulfill its subcontract, s/he shall advise the prime contractor and suggest a DBE that may replace their services or provide written consent to be released from its subcontract.
  - (1) Before the prime contractor can request to terminate or substitute a DBE firm; s/he must:
    - i. Make every effort to fulfill the DBE commitment by working with the listed DBE to ensure that they are fully knowledgeable of your expectations for successful performance on the contract. Document these efforts in writing.
    - ii. If those efforts fail, provide written notice to the DBE subcontractor of your *intent* to request to terminate and/or replace the firm including the reason(s) you want to pursue this action.
    - iii. Copy the DBE Office on all correspondence related to changing a DBE firm who has been approved for DBE credit on a contract including the preparation and coordination efforts with the DBE on the contract.
    - iv. Clearly state the amount of time the DBE firm has to remedy and/or respond to your notice of intent to replace/terminate their firm from the contract. The DBE shall be allowed five days to respond, in writing. **EXCEPTION:** The prime contractor must provide a verifiable reason for a response period shorter than five days. For example a WisDOT project manager must verify that waiting 5 days for a DBE performing traffic control work to respond would affect the public safety.
    - v. The DBE subcontractor must forward a written response to the prime contractor and copy the DBE Office. The written response must outline why it objects to the proposed termination of its subcontract and list the reasons that WisDOT should not approve the request for their firm to be replaced or removed from the contract.

### **The Request to Replace or Terminate a DBE**

The prime contractor must provide a written request to replace or terminate a DBE firm that has been approved for DBE credit on a WisDOT contract. The written request can be an email or printed document delivered by email or fax; at minimum, the request must contain the following:

1. Contract ID number.
2. Wisconsin DOT Contract Project Manager name and contact information.
3. DBE name and work type and/or NAICS code.
4. Contract's progress schedule.
5. Reason(s) for requesting that the DBE be replaced or terminated.
6. Attach/include all communication with the DBE to deploy/address/resolve work completion,

WisDOT will review your request and any supporting documentation that you submit to evaluate whether the circumstance and the reasons constitute a good cause for replacing or terminating the DBE that was approved for DBE credit on that contract.

*Examples of Good Causes to Replace a DBE according to the federal DBE program guidelines {49 CFR part 26.53}*

- The listed DBE subcontractor fails or refuses to execute a written contract.
- The listed DBE subcontractor fails or refuses to perform the work of its subcontract in a way consistent with normal industry standards. Provided, however, that good cause does not exist if the failure or refusal of the DBE subcontractor to perform its work on the subcontract results from the bad faith or discriminatory action of the prime contractor.
- The listed DBE subcontractor fails or refuses to meet the prime contractor's reasonable, nondiscriminatory bond requirements.
- The listed DBE subcontractor becomes bankrupt, insolvent, or exhibits credit unworthiness.
- The listed DBE subcontractor is ineligible to work on public works projects because of suspension and debarment proceedings pursuant 2 CFR Parts 180, 215 and 1,200 or applicable state law.
- You have determined that the listed DBE subcontractor is not a responsible contractor.
- The listed DBE subcontractor voluntarily withdraws from the project and provides to you written notice of its withdrawal.
- The listed DBE is ineligible to receive DBE credit for the type of work required.
- A DBE owner dies or becomes disabled with the result that the listed DBE contractor is unable to complete its work on the contract.

**Evaluation and Response to the Request**

If WisDOT determines that your reasons comply with the good cause standards; the DBE office will send the prime contractor and the WisDOT project manager an email stating that we concur with the reasons and approve the replacement or termination.

If WisDOT determines that your reasons do not comply with the good cause standards of the federal DBE program, the DBE Office will send the prime contractor an email that includes *the requirement* to utilize the committed DBE, *remedial actions* to support the completion of the contractual commitment, a list of available WisDOT support services *and administrative remedies that may be invoked* for failure to comply with federal DBE guidelines for DBE replacement.

The Wisconsin Department of transportation contact for all actions related to replacing a DBE is the DBE Program Chief and/or the DBE Program Engineer which can be reached at [DBE\\_Alert@dot.wi.gov](mailto:DBE_Alert@dot.wi.gov) or by calling 608-267-3849.

**17. DBE Utilization beyond the approved DBE Commitment Form DT1506**

If the Prime/subcontractor increases the scope of work for a participating DBE or adds a DBE subcontractor that was not on the approved Form DT1506 at any time after contract award, s/he should follow these steps so that the participation can be accurately credited toward the DBE goal.

- a. Send an email to the DBE Engineer at [DBE\\_Alert@dot.wi.gov](mailto:DBE_Alert@dot.wi.gov) describing the work to be performed by the new DBE including the proposed schedule or duration, DBE name and contact information. You may also call the DBE Engineer at 414-659-0487 to notify him of the change verbally.  
If the scope change added work for a participating DBE; list the date and reason for the scope change.
- b. Forward a complete, signed Attachment 'A' form to the DBE Office at [DBE\\_Alert@dot.wi.gov](mailto:DBE_Alert@dot.wi.gov). A complete Attachment A includes DBE contact information, signature, subcontract value and proper description of the work areas to be performed by the DBE.  
The DBE office will confirm the DBE participation and revise the DT1506 based on the email/discussion and attach the new/revised Attachment A to the Contract record/documentation.

## **18. Contract Modifications**

When additional opportunity is available by contract modifications, the Prime Contractor shall utilize DBE Subcontractors that were committed to equal work items, in the original contract.

## **19. Payment**

Costs for conforming to this Additional Special Provision (ASP) and any associated DBE requirements are incidental to the contract.

## APPENDIX A

### Sample Contractor Solicitation Letter Page 1

*This sample is provided as a guide not a requirement*

---

#### GFW SAMPLE MEMORANDUM

---

**TO:** DBE FIRMS  
**FROM:** POTENTIAL PRIME CONTRACTOR OR MAJOR SUBCONTRACTOR  
**SUBJECT:** REQUEST FOR DBE QUOTES  
**LET DATE & TIME**  
**DATE:** MONTH DAY YEAR  
**CC:** DBE OFFICE ENGINEER

Our company is considering bidding on the projects indicated on the next page, as a prime and/or a subcontractor for the Wisconsin Department of Transportation Month- date -year Letting. Page 2 lists the projects and work items that we may subcontract for this letting. We are interested in obtaining subcontractor quotes for these projects and work categories. Also note that we are willing to accept quotes in areas we may be planning to perform ourselves as required by federal rules.

Please review page 2, respond whether you plan to quote, highlight the projects and work items you are interested in performing and return it via fax or email within 3 days. Plans, specifications and addenda are available through WisDOT at the DBE Support Services office or at the Highway Construction Contract Information (HCCI) site at <https://wisconsindot.gov/Pages/doing-bus/contractors/hcci/default.aspx>

Your quote should include all of the costs required to complete the items you propose to perform including labor, equipment, material, and related bonding or insurance. The quote should note items that you are DBE certified to perform, tied items, and any special terms. Page 2, with the indicated projects and items you plan to quote, should be used as a cover sheet for your quote.

Please make every effort to have your quotes into our office by time deadline the prior to the letting date. **Make sure the correct letting date, project ID and proposal number, unit price and extension are included in your quote.** We prefer quotes be sent via SBN but prime's alternatives are acceptable. Our office hours are include hours and days. Please call our office as soon as possible prior to the letting if you need information/clarification to prepare your quote at contact number.

If you wish to discuss or evaluate your quote in more detail, contact us after the contract is awarded. Status of the contract can be checked at WisDOT's HCCI site at <https://wisconsindot.gov/Pages/doing-bus/contractors/hcci/default.aspx>

All questions should be directed to:

Project Manager, John Doe,

Phone: (000) 123-4567

Email: [Joe@joetheplumber.com](mailto:Joe@joetheplumber.com)

Fax: (000) 123- 4657

## Sample Contractor Solicitation Letter Page 2

*This sample is provided as a guide not a requirement*

### REQUEST FOR QUOTATION

**Prime's Name:** \_\_\_\_\_

**Letting Date:** \_\_\_\_\_

**Project ID:** \_\_\_\_\_

**Please check all that apply**

- .. Yes, we will be quoting on the projects and items listed below
- .. No, we are not interested in quoting on the letting or its items referenced below
- .. Please take our name off your monthly DBE contact list
- .. We have questions about quoting this letting. Please have someone contact me at this number

**Prime Contractor 's Contact Person**

**DBE Contractor Contact Person**

\_\_\_\_\_

Phone: \_\_\_\_\_

Fax: \_\_\_\_\_

Email: \_\_\_\_\_

\_\_\_\_\_

\_\_\_\_\_

Phone \_\_\_\_\_

Fax \_\_\_\_\_

Email \_\_\_\_\_

\_\_\_\_\_

**Please circle the jobs and items you will be quoting below**

Proposal No.	1	2	3	4	5	6	7
County							

**WORK DESCRIPTION:**

Clear and Grub	X		X	X		X	X
Dump Truck Hauling	X		X	X		X	X
Curb & Gutter/Sidewalk, Etc.	X		X	X		X	X
Erosion Control Items	X		X	X		X	X
Signs and Posts/Markers	X		X	X		X	X
Traffic Control		X	X	X		X	X
Electrical Work/Traffic Signals		X	X	X		X	
Pavement Marking		X	X	X	X	X	X
Sawing Pavement		X	X	X	X	X	X
QMP, Base	X	X		X	X	X	X
Pipe Underdrain	X			X			
Beam Guard				X	X	X	X
Concrete Staining							X
Trees/Shrubs	X						X

Again please make every effort to have your quotes into our office by time deadline prior to the letting date.

We prefer quotes be sent via SBN but prime's preferred alternatives are acceptable.

If there are further questions please direct them to the prime contractor's contact person at phone number.



## **APPENDIX B**

### **BEST PRACTICES FOR PRIME CONTRACTOR & DBE SUBCONTRACTOR GOOD FAITH EFFORT**

*This list is not a set of requirements; it is a list of potential strategies*

#### **Primes**

- Ø Prime contractor open houses inviting DBE firms to see the bid “war room” or providing technical assistance.
- Ø Participate in speed networking and mosaic exercises as arranged by DBE office.
- Ø Host information sessions not directly associated with a bid letting.
- Ø Participate in a formal mentor protégé or joint venture with a DBE firm.
- Ø Participate in WisDOT advisory committees i.e. TRANSAC, or Mega Project committee meetings.
- Ø Facilitate a small group DBE ‘training session’ Clarifying how your firm prepares for bid letting, evaluates subcontractors, preferred qualifications and communication methods.
- Ø Encourage subcontractors to solicit and highlight DBE participation in their quotes to you.
- Ø Quality of communication, not quantity creates the best results. Contractors should do as thorough a job as possible in communicating with DBE firms before the bid and provide any assistance requested to assure best possible bid.

#### **DBE**

- Ø DBE firms should contact primes as soon as possible with questions regarding their quotes or bid; seven days prior is optimal.
- Ø Continually check for contract addendums on the HCCI website through the Thursday prior to letting to stay abreast of changes.
- Ø Review the status of contracts on the HCCI website reviewing the ‘apparent low bidder’ list, and bid tabs at a minimum.
- Ø Prepare a portfolio or list of related projects and prime and supplier references; be sure to note transportation-related projects of similar size and scope, firm expertise and staffing.
- Ø Participate in DBE office assessment programs.
- Ø Participate on advisory and mega-project committees.
- Ø Sign up to receive the DBE Contracting Update.
- Ø Consider membership in relevant industry or contractor organizations.
- Ø Active participation is a must. Quote as many projects as you can reasonably work on; quoting the primes and bidding as a prime with the department are the only ways to get work.

## APPENDIX C

### Types of Efforts considered in determining GFE

*This list represents concepts being assessed; analysis requires additional steps*

1. Whether the contractor attended any pre-solicitation or pre-bid meetings that were scheduled by WisDOT to inform DBEs of contracting and subcontracting opportunities.
2. Whether the contractor provided written notice to a reasonable number of specific DBEs that their interest in the contract was being solicited, in sufficient time to allow the DBEs to participate effectively.
3. Whether the contractor followed up initial solicitations of interest by contacting DBEs to determine if the DBEs were interested; returned the phone calls of interested DBE firms.
4. Whether the contractor selected portions of the work to be performed by DBEs in order to increase the likelihood of meeting the DBE goal.
5. Whether the contractor provided interested DBEs with adequate information about the plans, specifications and requirements of the contract.
6. Whether the contractor negotiated in good faith with interested DBEs, not rejected DBEs as unqualified without sound reasons based on a thorough investigation of their capabilities.
7. Whether the contractor made efforts to assist interested DBEs in being more competitive.
8. Whether the contractor effectively used the services of available minority community organizations: minority contractors groups, local, state, and Federal minority business assistance offices, and other organizations that provide assistance to small businesses and DBE firms.
9. Whether Prime used CRCS to identify DBE who specialize in relevant work areas.
10. Whether the contractor used available resources including contacting the DBE office, using WisDOT's website
11. Whether the contractor returned calls of firms expressing interest in a timely manner.

## **APPENDIX D**

### **Good Faith Effort Evaluation Guidance**

*Excerpt from Appendix A of 49 CFR Part 26*

#### **APPENDIX A TO PART 26 -- GUIDANCE CONCERNING GOOD FAITH EFFORTS**

- I. When, as a recipient, you establish a contract goal on a DOT assisted contract, a bidder must, in order to be responsible and/or responsive, make good faith efforts to meet the goal. The bidder can meet this requirement in either of two ways. First, the bidder can meet the goal, documenting commitments for participation by DBE firms sufficient for this purpose. Second, even if it doesn't meet the goal, the bidder can document adequate good faith efforts. This means that the bidder must show that it took all necessary and reasonable steps to achieve a DBE goal or other requirement of this part which, by their scope, intensity, and appropriateness to the objective, could reasonably be expected to obtain sufficient DBE participation, even if they were not fully successful.
- II. In any situation in which you have established a contract goal, part 26 requires you to use the good faith efforts mechanism of this part. As a recipient, it is up to you to make a fair and reasonable judgment whether a bidder that did not meet the goal made adequate good faith efforts. It is important for you to consider the quality, quantity, and intensity of the different kinds of efforts that the bidder has made. The efforts employed by the bidder should be those that one could reasonably expect a bidder to take if the bidder were actively and aggressively trying to obtain DBE participation sufficient to meet the DBE contract goal. Mere pro forma efforts are not good faith efforts to meet the DBE contract requirements. We emphasize, however, that your determination concerning the sufficiency of the firm's good faith efforts is a judgment call: meeting quantitative formulas is not required.
- III. The Department also strongly cautions you against requiring that a bidder meet a contract goal (i.e., obtain a specified amount of DBE participation) in order to be awarded a contract, even though the bidder makes an adequate good faith efforts showing. This rule specifically prohibits you from ignoring bona fide good faith efforts.
- IV. The following is a list of types of actions which you should consider as part of the bidder's good faith efforts to obtain DBE participation. It is not intended to be a mandatory checklist, nor is it intended to be exclusive or exhaustive. Other factors or types of efforts may be relevant in appropriate cases.
  - A. Soliciting through all reasonable and available means (e.g. attendance at pre-bid meetings, advertising and/or written notices) the interest of all certified DBEs who have the capability to perform the work of the contract. The bidder must solicit this interest within sufficient time to allow the DBEs to respond to the solicitation. The bidder must determine with certainty if the DBEs are interested by taking appropriate steps to follow up initial solicitations.
  - B. Selecting portions of the work to be performed by DBEs in order to increase the likelihood that the DBE goals will be achieved. This includes, where appropriate, breaking out contract work items into economically feasible units to facilitate DBE participation, even when the prime contractor might otherwise prefer to perform these work items with its own forces.
  - C. Providing interested DBEs with adequate information about the plans, specifications, and requirements of the contract in a timely manner to assist them in responding to a solicitation.
  - D.
    - (1) Negotiating in good faith with interested DBEs. It is the bidder's responsibility to make a portion of the work available to DBE subcontractors and suppliers and to select those portions of the work or material needs consistent with the available DBE subcontractors and suppliers, so as to facilitate DBE participation. Evidence of such negotiation includes the names, addresses, and telephone numbers of DBEs that were considered; a description of the information provided regarding the plans and specifications for the work selected for subcontracting; and evidence as to why additional agreements could not be reached for DBEs to perform the work.
    - (2) A bidder using good business judgment would consider a number of factors in negotiating with subcontractors, including DBE subcontractors, and would take a firm's price and capabilities as well as contract goals into consideration. However, the fact that there may be some additional costs involved in finding and using DBEs is not in itself sufficient reason for a bidder's failure to meet the contract DBE goal, as long as such costs are reasonable. Also, the ability or desire of a prime contractor to perform the work of a

contract with its own organization does not relieve the bidder of the responsibility to make good faith efforts. Prime contractors are not, however, required to accept higher quotes from DBEs if the price difference is excessive or unreasonable.

- E. Not rejecting DBEs as being unqualified without sound reasons based on a thorough investigation of their capabilities. The contractor's standing within its industry, membership in specific groups, organizations, or associations and political or social affiliations (for example union vs. non-union employee status) are not legitimate causes for the rejection or non solicitation of bids in the contractor's efforts to meet the project goal.
  - F. Making efforts to assist interested DBEs in obtaining bonding, lines of credit, or insurance as required by the recipient or contractor.
  - G. Making efforts to assist interested DBEs in obtaining necessary equipment, supplies, materials, or related assistance or services.
  - H. Effectively using the services of available minority/women community organizations; minority/women contractors' groups; local, state, and Federal minority/women business assistance offices; and other organizations as allowed on a case-by-case basis to provide assistance in the recruitment and placement of DBEs.
- V. In determining whether a bidder has made good faith efforts, you may take into account the performance of other bidders in meeting the contract. For example, when the apparent successful bidder fails to meet the contract goal, but others meet it, you may reasonably raise the question of whether, with additional reasonable efforts, the apparent successful bidder could have met the goal. If the apparent successful bidder fails to meet the goal, but meets or exceeds the average DBE participation obtained by other bidders, you may view this, in conjunction with other factors, as evidence of the apparent successful bidder having made good faith efforts.

## Appendix E

### Small Business Network [SBN] Overview

The Small Business Network is a part of the Bid Express® service that was created to ensure that prime bidders have a centralized online location to find subs - including small and disadvantaged business enterprises (DBEs). It is available for prime bidders to use as part of their Basic Service subscription.

Within the Small Business Network, **Prime Contractors** can:

1. Easily select proposals, work types and items:
  - a. After adding applicable work types, select items that you wish to quote. Enter the sub-quote quantities and add comments, if desired. Adding or removing items and work types can be done quickly. If needed, you can save the sub-quote for completion at a later time.
2. Create sub-quotes for the subcontracting community:
  - a. Create sub-quotes with ease using the intuitive sub-quote creator. In seven short steps, you can rapidly create a custom sub-quote directed to all subcontractors that bid on the applicable work types. Steps include: provide contact information and sub-quote expiration date, select letting and proposal, add work types and items, specify terms and conditions, upload attachments, and select vendors.
  - b. Create a sub-quote to send to subcontractors or suppliers that lists the items in a proposal that you want quoted
  - c. Create an unlimited number of sub-quotes for items you want quoted, and optionally mark them as a DBE-preferred request.
  - d. Add attachments to sub-quotes.
3. View sub-quote requests & responses:
  - a. After logging into the Bid Express service, you can quickly review all of your sub-quote requests and all unsolicited sub-quote requests from subcontractors. To simplify the Small Business Network home screen, sub-quote requests can be hidden with one click if they are not applicable.
  - b. View or receive unsolicited sub-quotes that subcontractors have posted, complete with terms, conditions and pricing.
4. View Record of Subcontractor Outreach Effort:
  - a. For each sub-quote produced, a *Record of Subcontractor Outreach Effort* is generated that shows the response statistics for a particular sub-quote. If accepted by the letting agency, this report may serve as proof of a “Good Faith” effort in reaching out to the DBE community.
  - b. Easily locate pre-qualified and certified small and disadvantaged businesses.
  - c. Advertise to small and disadvantaged businesses more efficiently and cost effectively.
  - d. Document your interactions with subs/DBEs by producing an Outreach Report (may be accepted as proof of DBE outreach at the discretion of each agency).

The Small Business Network is a part of the Bid Express® service that was created to ensure that small businesses have a centralized area to access information about upcoming projects. It can help small businesses learn more about opportunities, compete more effectively, network with other contractors and subcontractors, and win more jobs.

1. View and reply to sub-quote requests from primes:
  - a. After logging into the Bid Express service, you can quickly review all incoming sub-quote requests and all unsolicited sub-quotes created by your company. Receive notifications by selected work type. To simplify on the Small Business Network home screen, sub-quote requests can be filtered by work types relevant to your interests, or hidden with one click if they are not applicable.
2. Select items when responding to sub-quote requests from primes:
  - a. You have the freedom to choose and price any number of items when responding to a sub-quote request. Quantities can be modified, and per-item comments are also available.
  - b. View requests for sub-quotes for work that primes have posted for projects they are bidding, add your pricing, terms, and conditions, and submit completed sub-quotes to the requesting primes.
  - c. Add attachments to a sub-quote.
3. Create and send unsolicited sub-quotes to specific contractors:
  - a. Create unsolicited sub-quotes with ease using the intuitive sub-quote creator. In eight short steps, you can rapidly create a custom sub-quote directed at any number of specific vendors of your choosing. Steps include: provide contact information and sub-quote expiration date, select letting and proposal, add work types and items, specify terms and conditions, upload attachments, and select vendors.
4. Easily select and price items for unsolicited sub-quotes:
  - a. After adding applicable work types, select items that you wish to quote. The extended price calculates automatically, cutting out costly calculation errors. Comments can be provided on a per-item basis as well.
  - b. Create an unsolicited sub-quote that lists the items from a proposal that you want to quote, include pricing, terms and conditions, and send it to selected prime/plan holder.
  - c. Add attachments to a sub-quote.
  - d. Add unsolicited work items to sub-quotes that you are responding to.
5. Easy Access to Valuable Information
  - a. Receive a confirmation that your sub-quote was opened by a prime.
  - b. View Bid Tab Analysis data from past bids, including the high, average and low prices of items.
  - c. View important notices and publications from DOT targeted to small and disadvantaged businesses.
6. Accessing Small Business Network for WisDOT contracting opportunities
  - a. If you are a contractor not yet subscribing to the Bid Express service, go to [www.bidx.com](http://www.bidx.com) and select "Order Bid Express." The Small Business Network is a part of the Bid Express Basic Service.
  - b. DBE firms can request a Bid Express Small Business Network Account at no cost by calling 414-438-4588.

## **ADDITIONAL SPECIAL PROVISION 4**

### **Payment to First-Tier Subcontractors**

Within 10 calendar days of receiving a progress payment for work completed by a subcontractor, pay the subcontractor for that work. The prime contractor may withhold payment to a subcontractor if, within 10 calendar days of receipt of that progress payment, the prime contractor provides written notification to the subcontractor and the department documenting "just cause" for withholding payment.

The prime contractor may also withhold routine retainage from payments due subcontractors.

### **Payment to Lower-Tier Subcontractors**

Ensure that subcontracting agreements at all tiers provide prompt payment rights to lower-tier subcontractors that parallel those granted first-tier subcontractors in this provision.

### **Release of Routine Retainage**

After granting substantial completion the department may reduce the routine retainage withheld from the prime contractor to 75 percent of the original total amount retained.

When the Department sends the semi-final estimate the department may reduce the routine retainage withheld from the prime contractor to 10 percent of the original total amount retained.

Within 30 calendar days of receiving the semi-final estimate from the department, submit written certification that subcontractors at all tiers are paid in full for acceptably completed work and that no routine retainage is being withheld. The department will pay the prime contractor in full and reduce the routine retainage withheld from the prime contractor to zero when the department approves the final estimate.

This special provision does not limit the right of the department, prime contractor, or subcontractors at any tier to withhold payment for work not acceptably completed or work subject to an unresolved contract dispute.

## Additional Special Provision 6

### ASP 6 - Modifications to the standard specifications

Make the following revisions to the standard specifications:

---

#### 104.3 Contractor Notification

Replace the entire text with the following effective with the December 2019 letting:

##### 104.3.1 General

- (1) Subsection 104.3 specifies the step-by-step communication process to be followed to expedite the resolution of potential contract revisions identified by the contractor. Both contractor actions and department responses are outlined. The contractor's non-compliance with the requirements of 104.3 may constitute a waiver of entitlement to a pay adjustment under 109.4 or a time extension under 108.10. The department and contractor can mutually agree to extend any time frame specified throughout 104.3.

##### 104.3.2 Contractor Initial Oral Notification

- (1) If required by 104.2, or if the contractor believes that the department's action, the department's lack of action, or some other situation results in or necessitates a contract revision, the contractor must promptly provide oral notification to the project engineer. Upon notification, the project engineer will attempt to resolve the identified issue.

##### 104.3.3 Contractor 5-Day Written Statement

- (1) If the project engineer has not responded or resolved the identified issue within 5 business days after receipt of initial notification, provide a contractor written statement to the project engineer in the following format:

###### Part 1 - Executive Summary (label page 1.1 through page 1.x)

Include a detailed, factual statement of the request for additional compensation and contract time. Include the date the issue was identified, the date initial notification was given to the project engineer, and the dates and specific locations of work involved.

###### Part 2 - Contractor's Basis of Entitlement (label page 2.1 through page 2.x)

Include references to relevant contract provisions and a narrative summarizing how the contract provisions support the request for a revision to the original contract.

###### Part 3 - Contractor's Request for Damages (label page 3.1 through page 3.x)

When requesting additional compensation, include an itemized list of costs with a narrative supporting the requested amount and explaining how the costs are tied to the requested contract revision.

When requesting additional contract time, include a copy of the schedule that was in effect when the issue occurred and a detailed narrative explaining how the issue impacted controlling items of work. Provide a time impact analysis utilizing base and updated schedules.

If the full extent of either compensation or time is not known at the date of submittal of the contractor 5-Day written statement, provide a brief statement as to why, and include estimated compensation and time.

###### Part 4 - Supporting Documentation (label page 4.1 through page 4.x)

Include copies of the following:

- A. Relevant excerpts from specifications, special provisions, plans, change orders, or other contract documents.
  - B. Communication on the issue, including: letters, e-mails, meeting minutes, etc.
  - C. Any other documentation to support or clarify the contractor's position, including: daily work records, cost summary sheets, weigh tickets, test results, sketches, etc.
- (2) With the submittal of the written statement, the contractor may also request a meeting with the region.

##### 104.3.4 Region One-Day Written Acknowledgment

- (1) Within one business day after the contractor provides the 5-day written statement, the project engineer will provide a region one-day written acknowledgment to the contractor. The project engineer will continue to resolve the issue.

##### 104.3.5 Region 5-Day Written Response

- (1) Within 5 business days after receiving the contractor 5-day written statement, the project engineer may request specific additional information to allow the project engineer to decide whether item 1 or 2 of 104.3.6(1) applies. The project engineer will state the information needed and date it is to be



received for further review. Submit additional information as an amendment to the contractor 5-day written statement.

#### **104.3.6 Region Final Decision**

- (1) Within 10 business days after receiving the contractor 5-day written statement or additional information requested in 104.3.5(1), whichever comes last, the region will consider all information and provide a region final decision in writing to the contractor with one or more of the following responses:
    1. The region will confirm that the contractor is entitled to a contract revision and a contract change order is necessary as specified in 104.2. The project engineer will give direction concerning the potential change.
    2. The region will deny that the contractor is entitled to a contract revision. The project engineer will provide a statement as to why the issue is not a change to the contract. At a minimum, the project engineer will respond to the contractor's issues and refer to the contract to show why the issues are not a change from the original contract.
  - (2) If the contractor does not agree with the region's decision the contractor may pursue the issue as a claim as specified in 105.13. Alternatively, if the contractor and department mutually agree, the department will get a third-party advisory opinion according to the department's dispute resolution procedures.
  - (3) If a third party reviews the issue, their recommendation is not binding on either party. The region has 10 business days after receipt of the third party's written recommendation to render a decision. If the department fails to respond in writing within those 10 business days or the contractor disagrees with the region's decision, the contractor may pursue the issue as a claim as specified in 105.13.
- 

#### **104.6.1.2.1 General**

Replace paragraph one with the following effective with the December 2019 letting:

- (1) Conduct construction operations and provide facilities required to maintain the portion of the project open to the public in a condition that safely and adequately accommodates public traffic. Use barricades, signs, flaggers, and temporary barrier as specified in part VI, of the WMUTCD and ensure that the contractor's use of the right-of-way conforms to 107.9. Throughout the life of the contract, and as the engineer directs, conduct construction operations and provide facilities as follows:
    - Conduct flagging operations conforming to plan details and the department's flagging handbook.
    - Use drums, barricades, and temporary barrier to delineate and shield abrupt drop-offs and other hazards.
    - Furnish, erect, and maintain traffic control devices and facilities conforming to 643.
    - Furnish, erect, and maintain temporary pedestrian devices and facilities conforming to 644.
- 

#### **104.6.1.2.2 Flagging**

Replace paragraph three with the following effective with the December 2019 letting:

- (3) Provide associated advanced warning signs that meet the retroreflective requirements of 637.2.2.2. Provide temporary portable rumble strips from the department's APL installed according to manufacturer's instructions and as specified in the flagging plan details. Provide guidance service through the worksite using pilot vehicles if required.

Replace paragraph five with the following effective with the December 2019 letting:

- (5) Flagging is incidental to the contract and includes costs for advance signing, temporary portable rumble strips, and pilot vehicle guidance service.

---

**104.8 Rights in the Use of Materials Found on the Project**

Replace paragraph two with the following effective with the December 2019 letting:

- (2) Do not excavate or remove material from within the right-of-way that is not within the vertical and horizontal excavation limits the plans show except as follows:
- If the contract does not identify potential source areas, obtain written authorization from the engineer to use those sources. Complete required environmental documentation and obtain necessary permits. The department will reduce pay by \$1.50 per cubic yard under the Material from Right-of-Way administrative item for material obtained from those areas.
  - If the contract identifies potential source areas that were evaluated and permitted in the original environmental document, do not begin excavating in those areas until the engineer allows in writing. Additional environmental documentation and environmental permits are not required. The department will not reduce pay for material obtained from those areas.

The department may suspend use of these sources if the contractor's operation affects the essential functions or characteristics of the project.

---

**104.10.1 General**

Replace paragraph one with the following effective with the December 2019 letting:

- (1) Subsection 104.10 specifies a 2-step process for contractors to follow in submitting a cost reduction incentive (CRI) for modifying the contract in order to reduce direct construction costs computed at contract bid prices. The initial submittal is referred to as a CRI concept and the second submittal is a CRI proposal. The contractor and the department will equally share all savings generated to the contract due to a CRI as specified in 104.10.4.2(1). The department encourages the contractor to submit CRI concepts for the following situations:
1. The contractor generates the original cost savings idea and formulates it into a concept.
  2. The department generates the original cost savings idea and obtains the contractor's assistance to formulate the idea into a concept.

Replace paragraph five with the following effective with the December 2019 letting:

- (5) The department will consider a CRI that changes but does not impair the essential functions or characteristics of the project. These functions or characteristics include, but are not limited to, appearance, service life, economy of operations, ease of maintenance, design, and safety of structures and pavements, construction phasing or procedures, or other contract requirements. The department will not consider a CRI that changes the following:
- Permanent pavement type.
  - Permanent structural cross section above the subgrade.
- 

**104.10.2 Submittal and Review of a CRI Concept**

Replace paragraphs five and six with the following effective with the December 2019 letting:

- (5) The department may consider a CRI concept that addresses a potential change under 104.2.
- (6) The department will not implement a contractor-initiated CRI concept, or portion of that concept, without sharing the cost savings with the contractor as specified in 104.10.4.2.
- (7) The savings generated by the CRI must be sufficient to warrant its review and processing and offset the level of risk. The department will assess the risk of the CRI relative to departmental design policies and criteria for the project. The department may reject a CRI concept for the following reasons:
1. It requires excessive time or costs for the contractor to develop the CRI proposal.
  2. It requires excessive time or costs for review, evaluation, investigation, or implementation.
  3. It introduces an inappropriate level of risk.

**104.10.4.2 Payment for the CRI Work**

Replace paragraph one with the following effective with the December 2019 letting:

- (1) The department will pay for completed CRI work as specified for progress payments under 109.6. The department will pay for CRI's under the Cost Reduction Incentive administrative item. When all CRI costs are determined, the department will execute a contract change order that does the following:
  1. Adjusts the contract time, interim completion dates, or both.
  2. Pays the contractor for the unpaid balance of the CRI work.
  3. Pays the contractor 50 percent of the net savings resulting from the CRI, calculated as follows:

$$NS = CW - CRW - CC - DC$$

Where:

**NS** = Net Savings

**CW** = The cost of the work required by the original contract that is revised by the CRI. CW is computed at contract bid prices if applicable.

**CRW** = The cost of the revised work, computed at contract bid prices if applicable.

**CC** = The contractor's cost of developing the CRI proposal.

**DC** = The department's cost for investigating, evaluating, and implementing the CRI proposal.

**105.13 Claims Process for Unresolved Changes**

Replace the entire text with the following effective with the December 2019 letting:

**105.13.1 General**

- (1) Before submitting a claim, the department and contractor can mutually agree to have the department get a third-party advisory opinion as specified in 104.3.6.
- (2) The department and contractor can mutually agree to extend any time frame specified throughout 105.13 and can mutually agree to utilize an alternative dispute resolution method at any point before the department renders its final decision.
- (3) The department and contractor share costs related to referral to a dispute review board (DRB) as prescribed in the department's dispute resolution procedures.

**105.13.2 Notice of Claim**

- (1) If the contractor has followed the procedures for revising the contract specified in 104.2 and provided the notification specified in 104.3, but still disagrees with the region, the contractor may pursue the issue as a claim. File a notice of claim with the project engineer concerning the disagreement within 14 calendar days of receiving the region's decision under 104.3.6(1).
- (2) The project engineer may deny the applicable portion of a claim if the contractor does not do the following:
  1. File the notice of claim within 14 calendar days as specified in 105.13.2(1).
  2. Give the project engineer sufficient access to keep a record of the actual labor, materials, and equipment used to perform the claimed work.

- (3) Upon filing the notice of claim, maintain records as specified for force account statements in 109.4.5. Unless the project engineer issues a suspension, continue to perform the disputed work. The department will continue to make progress payments to the contractor as specified in 109.6.

**105.13.3 Submission of Claim**

- (1) Submit the claim to the project engineer as promptly as possible following the submission of the Notice of Claim, but not later than the end of the time allowed under 109.7 for the contractor to respond in writing to the engineer-issued semi-final estimate. If the contractor does not submit the claim within that response time, the department will deny the claim.
- (2) The department will not accept the submission of a claim until the resolution process in 104.3 has been completed and the contractor makes no further requests to submit updated information that may affect the region's final decision.

**105.13.4 Content of Claim**

- (1) The final contractor written statement under 104.3.3 is considered the content of the claim. If the contractor makes a request to submit updated information that may affect the region's final decision under 104.3.6, submit the updated information as an amendment to the contractor written statement and continue the resolution process in 104.3 before submitting a claim.
- (2) The department may refer the claimant of a false claim to the appropriate authority for criminal prosecution. Certify the claim using the following form:

The undersigned is duly authorized to certify this claim on behalf of (the contractor).

(The contractor) certifies that this claim is made in good faith, that the supporting data are accurate and complete to the best of (the contractor's) knowledge and belief, and that the amount requested accurately reflects the contract adjustment for which (the contractor) believes that the department is liable.

(THE CONTRACTOR)

By: \_\_\_\_\_

(Name and Title)

Date of Execution: \_\_\_\_\_

**105.13.5 Department Final Decision**

- (1) The department will have up to 28 calendar days, from the contractor's submission of the claim, to perform a final review of the claim and conduct all meetings. The department may request, in writing, that the contractor submit additional information related to the claim. Submit that additional information, or notify the department in writing to base its decision on the information previously submitted. Either the contractor or region may request a meeting to present their views. Before the meeting, both parties will agree upon written ground rules for the meeting.
- (2) Upon completion of the 28 calendar days for the department's review and meetings, the department will have up to 21 calendar days to render a written decision. The department will consider written and oral submissions from the contractor and region, and may consider other relevant information in the project records.
- (3) The department will provide the following in its final decision:
  1. A concise description of the claim.
  2. A clear, contractual basis for its decision that includes a reference to 104.2 on revisions to the contract and as appropriate, specific reference to language regarding the bid items in question.
  3. Other facts the department relies on to support its decision.
  4. A concise statement of the circumstances surrounding the claim and reasons for its decision. If the department rejects the claim in whole or in part, the department will explain why the claimed work is not a change to the contract work.
  5. The amount of money or other relief, if any, the department will grant the contractor.
- (4) If the contractor disagrees with the department's final decision, the contractor may initiate a legal action pursuant to state statutes.

**106.3.4.2.2.2 Freeze-Thaw Soundness**

Replace paragraph one with the following effective with the December 2019 letting:

- (1) Perform freeze-thaw soundness testing according to AASHTO T103 as modified in CMM 8-60.2. Provide freeze/thaw soundness test results based on the fraction retained on the No. 4 sieve as follows:
  1. Using virgin crushed stone aggregates produced from limestone/dolomite sources in one or more of the following counties or from out of state:
 

Brown	Columbia	Crawford	Dane	Dodge
Fond du Lac	Grant	Green	Green Lake	Iowa
Jefferson	Lafayette	Marinette	Oconto	Outagamie
Rock	Shawano	Walworth	Winnebago	
  2. Using gravel aggregates produced from pit sources in one or more of the following counties or from out of state:
 

Dodge	Washington	Waukesha
-------	------------	----------

**208.5 Payment**

Replace paragraph three with the following effective with the December 2019 letting:

- (3) The department will adjust pay for material obtained from within the project right-of-way limits but outside project excavation limits, furnished under 208.2.2, as specified in 104.8.

**301.2.3 Sampling and Testing**

Replace paragraph one with the following effective with the December 2019 letting:

- (1) Department and contractor testing shall conform to the following:

Sampling <sup>[1]</sup> .....	AASHTO T2
Percent passing the 200 sieve .....	AASHTO T11
Gradation <sup>[1]</sup> .....	AASHTO T27
Gradation of extracted aggregate .....	AASHTO T30
Moisture content <sup>[1]</sup> .....	AASHTO T255
Liquid limit .....	AASHTO T89
Plasticity index .....	AASHTO T90
Wear .....	AASHTO T96
Sodium sulfate soundness (R-4, 5 cycles) .....	AASHTO T104
Freeze/thaw soundness <sup>[1]</sup> .....	AASHTO T103
Lightweight Pieces in Aggregate .....	AASHTO T113
Fracture .....	ASTM D5821 as modified in CMM 8-60
Moisture/density <sup>[1]</sup> .....	AASHTO T99 and AASHTO T180
In-place density <sup>[1]</sup> .....	AASHTO T191
Asphaltic material extraction .....	CMM 8-36 WisDOT Test Method 1560

<sup>[1]</sup> As modified in CMM 8-60.

**301.2.4.5 Aggregate Base Physical Properties**

*Replace paragraph one with the following effective with the December 2019 letting:*

- (1) Furnish aggregates conforming to the following:

**TABLE 301-2 AGGREGATE BASE PHYSICAL PROPERTIES**

PROPERTY	CRUSHED STONE	CRUSHED GRAVEL	CRUSHED CONCRETE	RECLAIMED ASPHALT	REPROCESSED MATERIAL	BLENDED MATERIAL
Gradation AASHTO T27						
dense	305.2.2.1	305.2.2.1	305.2.2.1	305.2.2.2	305.2.2.1	305.2.2.1 <sup>[1]</sup>
open-graded	310.2	310.2	<u>not allowed</u>	<u>not allowed</u>	<u>not allowed</u>	<u>not allowed</u>
Wear AASHTO T96 loss by weight	<=50%	<=50%	note <sup>[2]</sup>	—	note <sup>[2]</sup>	note <sup>[3]</sup>
Sodium sulfate soundness AASHTO T104 loss by weight						
dense	<=18%	<=18%	—	—	—	note <sup>[3]</sup>
open-graded	<=12%	<=12%	<u>not allowed</u>	<u>not allowed</u>	<u>not allowed</u>	<u>not allowed</u>
Freeze/thaw soundness AASHTO T103 <sup>[6]</sup> loss by weight						
dense	<=18%	<=18%	note <sup>[2]</sup>	—	—	note <sup>[3]</sup>
open-graded	<=18%	<=18%	<u>not allowed</u>	<u>not allowed</u>	<u>not allowed</u>	<u>not allowed</u>
Liquid limit AASHTO T89	<=25	<=25	<=25	—	—	note <sup>[3]</sup>
Plasticity AASHTO T90	<=6 <sup>[4]</sup>	<=6 <sup>[4]</sup>	<=6 <sup>[4]</sup>	—	—	note <sup>[3]</sup>
Fracture ASTM D5821 <sup>[6]</sup> min one face by count						
dense	58%	58%	58%	—	note <sup>[5]</sup>	note <sup>[3]</sup>
open-graded	90%	90%	<u>not allowed</u>	<u>not allowed</u>	<u>not allowed</u>	<u>not allowed</u>

<sup>[1]</sup> The final aggregate blend must conform to the specified gradation.

<sup>[2]</sup> No requirement for material taken from within the project limits. For material supplied from a source outside the project limits:

- LA wear maximum of 50 percent loss, by weight.
- Freeze thaw maximum of 42 percent loss, by weight.

<sup>[3]</sup> Required as specified for the individual component materials defined in columns 2 - 6 of the table before blending.

<sup>[4]</sup> For base placed between old and new pavements, use crushed stone, crushed gravel, or crushed concrete with a plasticity index of 3 or less.

<sup>[5]</sup> >=75 percent by count of non-asphalt coated particles.

<sup>[6]</sup> as modified in CMM 8-60.

**450.2.2 Aggregate Sampling and Testing**

Replace paragraph one with the following effective with the December 2019 letting:

- (1) The department and the contractor will sample and test according to the following methods, except as revised with the engineer's approval:
- |  |             |
|--|-------------|
| Sampling aggregates .....                                      | AASHTO T2   |
| Material finer than No. 200 sieve .....                        | AASHTO T11  |
| Sieve analysis of aggregates .....                             | AASHTO T27  |
| Mechanical analysis of extracted aggregate .....               | AASHTO T30  |
| Sieve analysis of mineral filler .....                         | AASHTO T37  |
| Los Angeles abrasion of coarse aggregate .....                 | AASHTO T96  |
| Freeze-thaw soundness of coarse aggregate <sup>[1]</sup> ..... | AASHTO T103 |
| Sodium sulfate soundness of aggregates (R-4, 5 cycles) .....   | AASHTO T104 |
| Extraction of bitumen .....                                    | AASHTO T164 |

<sup>[1]</sup> As modified in CMM 8-60.2.

**450.3.2.6.3 Compaction Roller Pattern Determined by Growth Curve**

Add 450.3.2.6.3 as a new subsection effective with the December 2019 letting:

**450.3.2.6.3 Compaction Roller Pattern Determined by Growth Curve**

- (1) Compact asphaltic mixture using the roller pattern established during construction of a control strip. Use 2 or more rollers per paver if placing more than 165 tons per hour.
- (2) On the first day of production, construct a control strip under the direct observation of department personnel. After compacting the control strip with a minimum of 3 passes, mark the gauge outline and take a one-minute wet density measurement using a nuclear density gauge in back scatter mode at a single location. Take a density measurement at the same location after each subsequent pass. Continue compacting and testing until the increase in density is less than 1 pcf for 3 consecutive passes. Submit the final roller pattern to the engineer in writing. Once the roller pattern is established do not change the pattern or decrease the number, type, or weight of rollers without the engineer's written approval.
- (3) After establishing the roller pattern, and under the direct observation of the engineer, cut at least one 4-inch diameter or larger core from the control strip density gauge outline. Prepare cores and determine density according to AASHTO T166. Dry cores after testing. Fill core holes and obtain engineer approval before opening to traffic. The department will maintain custody of cores throughout the entire sampling and testing process. The department will label cores, transport cores to testing facilities, witness testing, store dried cores, and provide subsequent verification testing.

**450.3.2.8 Jointing**

Replace paragraph three with the following effective with the December 2019 letting:

- (3) Construct notched wedge longitudinal joints for mainline paving of HMA layers 1.75 inches or greater. Extend the wedge beyond the normal lane width as the plans show or as the engineer directs.

Replace paragraph five with the following effective with the December 2019 letting:

- (5) Construct the wedge for each layer using an engineer-approved strike-off device that will provide a uniform slope and will not restrict the main screed. Shape and compact the wedge with a weighted steel side roller wheel or vibratory plate compactor the same width as the wedge. Apply a tack coat to the wedge surface and both notches before placing the adjacent lane.
- (6) Clean longitudinal and transverse joints coated with dust and, if necessary, paint with hot asphaltic material, a cutback, or emulsified asphalt to ensure a tightly bonded, sealed joint.

**455.2.5 Tack Coat**

Replace paragraph one with the following effective with the December 2019 letting:

- (1) Under the Tack Coat bid item, furnish type SS-1h, CSS-1h, QS-1h, CQS-1h, or modified emulsified asphalt with an "h" suffix, unless the contract specifies otherwise.

**460.2.2.3 Aggregate Gradation Master Range**

*Replace paragraph one with the following effective with the December 2019 letting:*

- (1) Ensure that the aggregate blend, including recycled material and mineral filler, conforms to the gradation requirements in table 460-1. The values listed are design limits; production values may exceed those limits.

**TABLE 460-1 AGGREGATE GRADATION MASTER RANGE AND VMA REQUIREMENTS**

SIEVE	PERCENT PASSING DESIGNATED SIEVES							
	NOMINAL SIZE							
	No. 1 (37.5 mm)	No. 2 (25.0 mm)	No. 3 (19.0 mm)	No. 4 (12.5 mm)	No. 5 (9.5 mm)	No. 6 (4.75 mm)	SMA No. 4 (12.5 mm)	SMA No. 5 (9.5 mm)
50.0-mm	100							
37.5-mm	90 - 100	100						
25.0-mm	90 max	90 - 100	100					
19.0-mm	___	90 max	90 - 100	100			100	
12.5-mm	___	___	90 max	90 - 100	100		90 - 97	100
9.5-mm	___	___	___	90 max	90 - 100	100	58 - 80	90 - 100
4.75-mm	___	___	___	___	90 max	90 - 100	25 - 35	35 - 45
2.36-mm	15 - 41	19 - 45	23 - 49	28 - 58	32 - 67	90 max	15 - 25	18 - 28
1.18-mm	___	___	___	___	___	30 - 55	___	___
0.60-mm	___	___	___	___	___	___	18 max	18 max
0.075-mm	0 - 6.0	1.0 - 7.0	2.0 - 8.0	2.0 - 10.0	2.0 - 10.0	6.0 - 13.0	8.0 - 11.0	8.0 - 12.0
% VMA	11.0 min	12.0 min	13.0 min	14.0 min <sup>[1]</sup>	15.0 min <sup>[2]</sup>	16.0 - 17.5	16.0 min	17.0 min

<sup>[1]</sup> 14.5 for LT and MT mixes.

<sup>[2]</sup> 15.5 for LT and MT mixes.

**460.2.7 HMA Mixture Design**

*Replace paragraph one with the following effective with the December 2019 letting:*

- (1) For each HMA mixture type used under the contract, develop and submit an asphaltic mixture design according to CMM 8-66 and conforming to the requirements of table 460-1 and table 460-2. Ensure that SMA mixture designs adhere to AASHTO R 46 and AASHTO M 325 in addition to the required test procedures outlined in CMM 8-66 table 1 and CMM 8-66 table 2. Determine the specific gravity of fines or super fines used as a mineral filler or additional stabilizer in SMA designs according to AASHTO T 100. The values listed are design limits; production values may exceed those limits. The department will review mixture designs and report the results of that review to the designer according to CMM 8-66.



TABLE 460-2 MIXTURE REQUIREMENTS

Mixture type	LT	MT	HT	SMA
LA Wear (AASHTO T96)				
100 revolutions(max % loss)	13	13	13	13
500 revolutions(max % loss)	50	45	45	35
Soundness (AASHTO T104) (sodium sulfate, max % loss)	12	12	12	12
Freeze/Thaw (AASHTO T103 as modified in CMM 8-60.2) (specified counties, max % loss)	18	18	18	18
Fractured Faces (ASTM D5821 as modified in CMM 860) (one face/2 face, % by count)	65/___	75 / 60	98 / 90	100/90
Flat & Elongated (ASTM D4791) (max %, by weight)	5 (5:1 ratio)	5 (5:1 ratio)	5 (5:1 ratio)	20 (3:1 ratio)
Fine Aggregate Angularity (AASHTO T304, method A, min)	40 <sup>[1]</sup>	43 <sup>[1]</sup>	45	45
Sand Equivalency (AASHTO T176, min)	40	40 <sup>[2]</sup>	45	50
Clay Lumps and Friable Particle in Aggregate (AASHTO T112)	<= 1%	<= 1%	<= 1%	<= 1%
Plasticity Index of Material Added to Mix Design as Mineral Filler (AASHTO T89/90)	<= 4	<= 4	<= 4	<= 4
Gyratory Compaction				
Gyrations for Nini	6	7	8	7
Gyrations for Ndes	40	75	100	65
Gyrations for Nmax	60	115	160	100
Air Voids, %Va (%Gmm Ndes)	4.0 (96.0)	4.0 (96.0)	4.0 (96.0)	4.5 (95.5)
% Gmm Nini	<= 91.5 <sup>[3]</sup>	<= 89.0 <sup>[3]</sup>	<= 89.0	___
% Gmm Nmax	<= 98.0	<= 98.0	<= 98.0	<= 98.0
Dust to Binder Ratio <sup>[4]</sup> (% passing 0.075/Pbe)	0.6 - 1.2 <sup>[5]</sup>	0.6 - 1.2 <sup>[5]</sup>	0.6 - 1.2 <sup>[5]</sup>	1.2 - 2.0
Voids filled with Binder (VFB or VFA, %)	68 - 80 <sup>[6] [8]</sup>	65 - 75 <sup>[6] [7] [9]</sup>	65 - 75 <sup>[6] [7] [9]</sup>	70 - 80
Tensile Strength Ratio (TSR) (AASHTO T283) <sup>[10] [11]</sup>				
no antistripping additive	0.75 min	0.75 min	0.75 min	0.80 min
with antistripping additive	0.80 min	0.80 min	0.80 min	0.80 min
Draindown (AASHTO T305) (%)	___	___	___	<= 0.30
Minimum Effective Asphalt Content, Pbe (%)	___	___	___	5.5

<sup>[1]</sup> For No 6 (4.75 mm) nominal maximum size mixes, the specified fine aggregate angularity is 43 for LT and 45 MT mixes.

<sup>[2]</sup> For No 6 (4.75 mm) nominal maximum size mixes, the specified sand equivalency is 43 for MT mixes.

<sup>[3]</sup> The percent maximum density at initial compaction is only a guideline.

<sup>[4]</sup> For a gradation that passes below the boundaries of the caution zone (ref. AASHTO M323), the dust to binder ratio limits are 0.6 - 1.6.

<sup>[5]</sup> For No 6 (4.75 mm) nominal maximum size mixes, the specified dust to binder ratio limits are 1.0 - 2.0 for LT mixes and 1.5 - 2.0 for MT and HT mixes.

<sup>[6]</sup> For No. 6 (4.75mm) nominal maximum size mixes, the specified VFB is 67 - 79 percent for LT mixes and 66 - 77 percent for MT and HT mixes.

<sup>[7]</sup> For No. 5 (9.5mm) and No. 4 (12.5 mm) nominal maximum size mixtures, the specified VFB range is 70 - 76 percent.

<sup>[8]</sup> For No. 2 (25.0mm) nominal maximum size mixes, the specified VFB lower limit is 67 percent.

<sup>[9]</sup> For No. 1 (37.5mm) nominal maximum size mixes, the specified VFB lower limit is 67 percent.

<sup>[10]</sup> WisDOT eliminates freeze-thaw conditioning cycles from the TSR test procedure.

<sup>[11]</sup> Run TSR at asphalt content corresponding to 3.0% air void regressed design, or 4.5% air void design for SMA, using distilled water for testing.

---

#### **460.2.8.2.1.3.1 Contracts with 5000 Tons of Mixture or Greater**

*Replace paragraph four with the following effective with the December 2019 letting:*

- (4) Use the test methods identified below, or other methods the engineer approves, to perform the following tests at the frequency indicated:

Blended aggregate gradations:

Drum plants:

- Field extraction by ignition oven according to AASHTO T308 as modified in CMM 8-36.6.3.6, chemical extraction according to AASHTO T-164 method A or B; or automated extraction according to ASTM D8159 as modified in CMM 8-36.6.3.1. Gradation of resulting aggregate sample determined according to AASHTO T30.
- Belt samples, optional for virgin mixtures, obtained from stopped belt or from the belt discharge using an engineer-approved sampling device and performed according to AASHTO T11 and T27.

Batch plants:

- Field extraction by ignition oven according to AASHTO T308 as modified in CMM 8-36.6.3.6, chemical extraction according to AASHTO T-164 method A or B; or automated extraction according to ASTM D8159 as modified in CMM 8-36.6.3.1. Gradation of resulting aggregate sample determined according to AASHTO T30.

Asphalt content (AC) in percent:

AC by ignition oven according to AASHTO T308 (CMM 8-36.6.3.6), by chemical extraction according to AASHTO T-164 method A or B; or by automated extraction according to ASTM D8159 as modified in CMM 8-36.6.3.1. Gradation of resulting aggregate sample determined according to AASHTO T30.

Bulk specific gravity of the compacted mixture according to AASHTO T166.

Maximum specific gravity according to AASHTO T209.

Air voids (Va) by calculation according to AASHTO T269.

VMA by calculation according to AASHTO R35.

---

#### **460.2.8.2.1.4.2 Control Charts**

*Replace paragraph one with the following effective with the December 2019 letting:*

- (1) Maintain standardized control charts at the laboratory. Record contractor test results on the charts the same day as testing. Record data on the standardized control charts as follows:
- Blended aggregate gradation tests in percent passing. Of the following, plot sieves required in table 460-1: 37.5-mm, 25.0-mm, 19.0-mm, 12.5-mm, 9.5-mm, 4.75-mm, 2.36-mm, 1.18-mm, 0.60-mm, and 0.075-mm.
  - Asphalt material content in percent.
  - Air voids in percent.
  - VMA in percent.
- (2) Plot both the individual test point and the running average of the last 4 data points on each chart. Show QC data in black with the running average in red. Draw the warning limits with a dashed green line and the JMF limits with a dashed red line. The contractor may use computer generated black-and-white printouts with a legend that clearly identifies the specified color-coded components.

**460.2.8.2.1.5 Control Limits**

Replace paragraph one with the following effective with the December 2019 letting:

- (1) Conform to the following control limits for the JMF and warning limits based on a running average of the last 4 data points:

ITEM	JMF LIMITS	WARNING LIMITS
Percent passing given sieve:		
37.5-mm	+/- 6.0	+/- 4.5
25.0-mm	+/- 6.0	+/- 4.5
19.0-mm	+/- 5.5	+/- 4.0
12.5-mm	+/- 5.5	+/- 4.0
9.5-mm	+/- 5.5	+/- 4.0
4.75-mm	+/- 5.0	+/- 4.0
2.36-mm	+/- 5.0	+/- 4.0
1.18-mm	+/- 4.0	+/- 3.0
0.60-mm	+/- 4.0	+/- 3.0
0.075-mm	+/- 2.0	+/- 1.5
Asphaltic content in percent	- 0.3	- 0.2
Air voids in percent <sup>[1]</sup>	+1.3/-1.0	+1.0/-0.7
VMA in percent <sup>[2]</sup>	- 0.5	- 0.2

<sup>[1]</sup> For SMA, JMF limits are +/-1.3 and warning limits are +/-1.0.

<sup>[2]</sup> For No. 6 (4.75mm) mixes, JMF limits are +/- 0.5 and warning limits are +/- 0.2.

**460.3.2 Thickness**

Replace paragraph one with the following effective with the December 2019 letting:

- (1) Provide the plan thickness for lower and upper layers limited as follows:

NOMINAL SIZE	MINIMUM LAYER THICKNESS (in inches)	MAX LOWER LAYER THICKNESS (in inches)	MAX UPPER LAYER THICKNESS (in inches)	MAX SINGLE LAYER THICKNESS <sup>[3]</sup> (in inches)
No. 1 (37.5 mm)	4.5	6	4.5	6
No. 2 (25.0 mm)	3.0	5	4	6
No. 3 (19.0 mm)	2.25	4	3	5
No. 4 (12.5 mm) <sup>[1]</sup>	1.75	3 <sup>[2]</sup>	2.5	4
No. 5 (9.5 mm) <sup>[1]</sup>	1.25	3 <sup>[2]</sup>	2	3
No. 6 (4.75 mm)	0.75	1.25	1.25	1.25

<sup>[1]</sup> SMA mixtures use nominal size No. 4 (12.5 mm) or No. 5 (9.5 mm).

<sup>[2]</sup> SMA mixtures with nominal sizes of No. 4 (12.5 mm) and No. 5 (9.5 mm) have no maximum lower layer thickness specified.

<sup>[3]</sup> For use on cross-overs and shoulders.

- (2) Place leveling layers using No. 4 (12.5 mm), No. 5 (9.5 mm), or No. 6 (4.75 mm) mixtures. Leveling layers may be thinner than the minimum lower layer thickness for the mixture used.
- (3) Place wedging layers as the contract specifies or engineer directs. Wedging layers have no specified minimum or maximum thickness.

**460.3.3.1 Minimum Required Density**

Replace paragraph one with the following effective with the December 2019 letting:

- (1) Compact No. 6 mixtures in lower layers as specified in 450.3.2.6.2 and in upper layers as specified in 450.3.2.6.3. For other HMA mixtures, compact all layers to the density table 460-3 specifies.

**TABLE 460-3 MINIMUM REQUIRED DENSITY<sup>[1]</sup>**

LOCATION	LAYER	PERCENT OF TARGET MAXIMUM DENSITY		
		MIXTURE TYPE		
		LT and MT	HT	SMA <sup>[5]</sup>
TRAFFIC LANES <sup>[2]</sup>	LOWER	93.0 <sup>[3]</sup>	93.0 <sup>[4]</sup>	—
	UPPER	93.0	93.0	93.0
SHOULDERS & APPURTENANCES	LOWER	91.0	91.0	—
	UPPER	92.0	92.0	92.0

<sup>[1]</sup> The table values are for average lot density. If any individual density test result falls more than 3.0 percent below the minimum required target maximum density, the engineer will investigate the acceptability of that material according to CMM 8-15.11.

<sup>[2]</sup> Includes side roads, crossovers, turn lanes, ramps, parking lanes, bike lanes, and park-and-ride lots as defined by the contract plans.

<sup>[3]</sup> Minimum reduced by 2.0 percent for a lower layer constructed directly on crushed aggregate or recycled base courses.

<sup>[4]</sup> Minimum reduced by 1.0 percent for a lower layer constructed directly on crushed aggregate or recycled base courses.

**460.3.3.2 Pavement Density Determination**

Replace paragraph three with the following effective with the December 2019 letting:

- (3) A lot is defined in CMM 8-15 and placed within a single layer for each location and target maximum density category indicated in table 460-3. The lot density is the average of all samples taken for that lot. The department determines the number of tests per lot according to CMM 8-15.

**460.5.2.1 General**

Replace paragraph six with the following effective with the December 2019 letting:

- (6) If during a QV dispute resolution investigation the department discovers unacceptable mixture defined by one or more of the following:
- Va less than 2.5 or greater than 6.5 percent for SMA, or for other mixes, less than 1.5 or greater than 5.0 percent.
  - VMA more than 1.0 percent below the minimum or above the maximum specified in table 460-1.
  - AC more than 0.5 % below the JMF target.

Remove and replace the material, or if the engineer allows the mixture to remain in place, the department will pay for the quantity of affected material at 50 percent of the contract price.

**501.2.5.5 Sampling and Testing**

*Replace paragraph one with the following effective with the December 2019 letting:*

- (1) Sample and test aggregates for concrete according to the following:

Sampling aggregates <sup>[1]</sup> .....	AASHTO T2
Lightweight pieces in aggregate .....	AASHTO T113
Material finer than No. 200 sieve <sup>[1]</sup> .....	AASHTO T11
Unit weight of aggregate .....	AASHTO T19
Organic impurities in sands .....	AASHTO T21
Sieve analysis of aggregates .....	AASHTO T27
Effect of organic impurities in fine aggregate .....	AASHTO T71
Los Angeles abrasion of coarse aggregate .....	AASHTO T96
Alkali Silica Reactivity of Aggregates .....	ASTM C1260
Alkali Silica Reactivity of Combinations of Cementitious Materials and Aggregates .....	ASTM C1567
Freeze-thaw soundness of coarse aggregate <sup>[1]</sup> .....	AASHTO T103
Sodium sulfate soundness of coarse aggregates (R-4, 5 cycles) .....	AASHTO T104
Specific gravity and absorption of fine aggregate .....	AASHTO T84
Specific gravity and absorption of coarse aggregate <sup>[1]</sup> .....	AASHTO T85
Flat & elongated pieces based on a 3:1 ratio <sup>[1]</sup> .....	ASTM D4791
Sampling fresh concrete .....	AASHTO R60
Making and curing concrete compressive strength test specimens .....	AASHTO T23
Compressive strength of molded concrete cylinders .....	AASHTO T22

<sup>[1]</sup> As modified in CMM 8-60.

**505.2.2 Bar Steel Reinforcement**

*Replace paragraph one with the following effective with the December 2019 letting:*

- (1) Conform to AASHTO M31, type S or type W.

**505.2.3 High-Strength Bar Steel Reinforcement**

*Replace paragraph one with the following effective with the December 2019 letting:*

- (1) Conform to AASHTO M31, grade 60, type S or type W.

**505.2.4.1 General**

*Replace paragraph one with the following effective with the December 2019 letting:*

- (1) Conform to AASHTO M31, grade 60, type S or type W. Ensure that the coating is applied in a CRSI certified epoxy coating plant. Bend bars that require bending before coating, unless the fabricator can bend the bar without damaging the coating.

**505.2.6.1 General**

*Replace paragraph one with the following effective with the December 2019 letting:*

- (1) For dowel bars and straight tie bars, there is no requirement for bend tests. Ensure that the bars are the specified diameter and length the plans show.

**505.2.6.2.2 Solid Dowel Bars**

*Replace paragraph one with the following effective with the December 2019 letting:*

- (1) Furnish coated bars conforming to AASHTO M31 grade 40 or 60. Alternatively the contractor may furnish dowel bars conforming to AASHTO M227 grade 70-80. Coat in a plant certified by the Concrete Reinforcing Steel Institute with a thermosetting epoxy conforming to AASHTO M254, type B.

**625.3.2 Processing Topsoil or Salvaged Topsoil**

*Delete paragraph four effective with the December 2019 letting.*

**701.3.1 General**

*Replace the entire text with the following effective with the December 2019 letting:*

- (1) Perform contract required QC tests for samples randomly located according to CMM 8-30. Use the test methods specified in table 701-1.

**TABLE 701-1 TESTING AND CERTIFICATION STANDARDS**

TEST	TEST STANDARD	MINIMUM REQUIRED CERTIFICATION (any one of the certifications listed for each test)
Random Sampling	CMM 8-30.9.2	Transportation Materials Sampling Technician (TMS) Aggregate Technician I (AGGTEC-I) AGGTEC-I Assistant Certified Technician (ACT-AGG) PCC Technician I (PCCTEC-I) PCCTEC-I Assistant Certified Technician (ACT-PCC) Grading Technician I (GRADINGTEC-I) Grading Assistant Certified Technician (ACT-GRADING)
Sampling Aggregates	AASHTO T2 <sup>[1][4]</sup>	TMS, AGGTEC-1, ACT-AGG
Percent passing the No. 200 sieve	AASHTO T11 <sup>[1]</sup>	AGGTEC-I, ACT-AGG
Fine and coarse aggregate gradation	AASHTO T27 <sup>[1]</sup>	
Aggregate moisture content	AASHTO T255 <sup>[1]</sup>	
Fractured faces	ASTM D5821 <sup>[1]</sup>	
Liquid limit	AASHTO T89	Aggregate Testing for Transportation Systems (ATTS) GRADINGTEC-I, or ACT-GRADING
Plasticity index	AASHTO T90 <sup>[3]</sup>	
Sampling freshly mixed concrete	AASHTO R60	PCCTEC-1 ACT-PCC
Air content of fresh concrete	AASHTO T152 <sup>[2]</sup>	
Air void system of fresh concrete	AASHTO TP118 <sup>[5]</sup>	
Concrete slump	AASHTO T119 <sup>[2]</sup>	
Concrete temperature	ASTM C1064	
Making and curing concrete cylinders	AASHTO T23	
Moist curing for concrete cylinders	AASHTO M201	
Concrete compressive strength	AASHTO T22	Concrete Strength Tester (CST) CST Assistant Certified Technician (ACT-CST)
Concrete flexural strength	AASHTO T97	
Profiling	—	PROFILER

<sup>[1]</sup> As modified in CMM 8-60.

<sup>[2]</sup> As modified in CMM 8-70.

<sup>[3]</sup> A plasticity check, if required under individual QMP provisions, may be performed by an AGGTEC-I in addition to the certifications listed for liquid limit and plasticity index tests.

<sup>[4]</sup> Plant personnel may operate equipment to obtain samples under the direct observation of a TMS or higher.

<sup>[5]</sup> Consolidate tests by rodding only.

**715.2.1 General**

*Replace paragraph five with the following effective with the December 2019 letting:*

- (5) For new lab-qualified mixes, test the air void system of the proposed concrete mix. Include the SAM number as a part of the mix design submittal.

---

**715.3.1.1 General**

Replace paragraph two with the following effective with the December 2019 letting:

- (2) Test the air void system at least once per lot and enter the SAM number in the MRS for information only. SAM testing is not required for the following:
- For lots with less than 4 sublots.
  - High early strength (HES) concrete.
  - Special high early strength (SHES) concrete.
  - Concrete placed under the following bid items:
    - Concrete Pavement Approach Slab
    - Concrete Masonry Culverts
    - Concrete Masonry Retaining Walls
    - Steel Grid Floor Concrete Filled
    - Crash Cushions Permanent
    - Crash Cushions Permanent Low Maintenance
    - Crash Cushions Temporary
- 

**730.3.1 General**

Replace paragraph three with the following effective with the December 2019 letting:

- (3) Stockpile tests<sup>[1]</sup> can be used for multiple projects. If placement on a project does not begin within 120 calendar days after the date the stockpile sample was obtained, retest the stockpile before placement begins.

<sup>[1]</sup> Replace the stockpile test with an in-place production test for concrete pavement recycled and processed on-site; test on the first day of production.

---

**730.3.2 Contractor QC Testing**

Replace paragraph four with the following effective with the December 2019 letting:

- (4) Submit test results to the engineer within one business day of obtaining the sample, except any aggregate classification with recycled asphalt may be submitted within two business days.
- 

**730.3.4.1 Contractor QC Testing**

Replace the entire text with the following effective with the December 2019 letting:

- (1) For small quantity contracts with  $\leq 500$  tons, submit 2 production tests or 1 stockpile test. Production tests are valid for 3 years from the date the production sample was obtained. Begin placement within 3 years of the date sampled.
- (2) For small quantity contracts with  $\leq 6000$  tons and  $\geq 500$  tons, do the following:
1. Conduct one QC stockpile test before placement.
  2. Submit 2 production tests or conduct 1 loadout test instead of placement tests. Production tests are valid for 3 years from the date the production sample was obtained; the first day of placement must be within 3 years of the date sampled.
  3. If the actual quantity placed is more than 6000 tons, on the next day of placement perform one additional random QC test for each 3000 tons of overrun, or fraction thereof.
- 

**740.3.2 Contractor QC Testing**

Replace paragraph three with the following effective with the December 2019 letting:

- (3) Field-locate the beginning and ending points for each profile run. Measure the profiles of each standard and partial segment. Define primary segments starting at a project terminus and running contiguously along the mainline to the other project terminus. Define segments one wheel path wide and distinguished by length as follows:
1. Standard segments are 500 feet long.
  2. Partial segments are less than 500 feet long.

---

**Errata**

---

**614.3.6 Thrie Beam Structure Approach Retro Fits**

Correct errata by deleting the galvanization reference already required under 614.3.1.

- (2) Install posts and drill holes into existing thrie beam conforming to 614.3.2.

---

**628.3.7 Mobilizations for Erosion Control**

Correct errata by clarifying that mobilizations for erosion control include proceeding with the work.

- (1) Move personnel, equipment, and materials to the project site and promptly proceed with construction of erosion control items at the stages the contract indicates or the engineer directs.



### ADDITIONAL SPECIAL PROVISION 7

- A. Reporting 1<sup>st</sup> Tier and DBE Payments During Construction
1. Comply with reporting requirements specified in the department's Civil Rights Compliance, Contractor's User Manual, Sublets and Payments.
  2. Report payments to all DBE firms within 10 calendar days of receipt of a progress payment by the department or a contractor for work performed, materials furnished, or materials stockpiled by a DBE firm. Report the payment as specified in A(1) for all work satisfactorily performed and for all materials furnished or stockpiled.
  3. Report payments to all first tier subcontractor relationships within 10 calendar days of receipt of a progress payment by the department for work performed. Report the payment as specified in A(1) for all work satisfactorily performed.
  4. All tiers shall report payments as necessary to comply with the DBE payment requirement as specified in A(2).
  5. Require all first tier relationships, DBE firms and all other tier relationships necessary to comply with the DBE payment requirement in receipt of a progress payment by contractor to acknowledge receipt of payment as specified in A(1), (2), (3) and (4).
  6. All agreements made by a contractor shall include the provisions in A(1), (2), (3), (4) and (5), and shall be binding on all first tier subcontractor relationships and all contractors and subcontractors utilizing DBE firms on the project.
- B. Costs for conforming to this special provision are incidental to the contract.

NOTE: CRCS Prime Contractor payment is currently not automated and will need to be manually loaded into the Civil Rights Compliance System. Copies of prime contractor payments received (check or ACH) will have to be forwarded to [paul.ndon@dot.wi.gov](mailto:paul.ndon@dot.wi.gov) within 5 days of payment receipt to be logged manually.

\*\*\*Additionally, for information on Subcontractor Sublet assignments, Subcontractor Payments and Payment Tracking, please refer to the CRCS Payment and Sublets manual at:

<https://wisconsindot.gov/Documents/doing-bus/civil-rights/labornwage/crcs-payments-sublets-manual.pdf>

## **ADDITIONAL SPECIAL PROVISION 9**

### **Electronic Certified Payroll or Labor Data Submittal**

(1) Use the department's Civil Rights Compliance System (CRCS) to electronically submit certified payroll reports for contracts with federal funds and labor data for contracts with state funds only. Details are available online through the department's highway construction contractor information (HCCI) site on the Labor, Wages, and EEO Information page at:

<https://wisconsindot.gov/Pages/doing-bus/civil-rights/labornwage/default.aspx>

(2) Ensure that all tiers of subcontractors, including all trucking firms, either submit their weekly certified payroll reports (contracts with federal funds) or labor data (contracts with state funds only) electronically through CRCS. These payrolls or labor data are due within seven calendar days following the close of the payroll period. Every firm providing physical labor towards completing the project is a subcontractor under this special provision.

(3) Upon receipt of contract execution, promptly make all affected firms aware of the requirements under this special provision and arrange for them to receive CRCS training as they are about to begin their submittals. The department will provide training either in a classroom setting at one of our regional offices or by telephone. Contact Paul Ndon at (414) 438-4584 to schedule the training.

(4) The department will reject all paper submittals for information required under this special provision. All costs for conforming to this special provision are incidental to the contract.

(5) Firms wishing to export payroll/labor data from their computer system into CRCS should have their payroll coordinator contact Paul Ndon at [paul.ndon@dot.wi.gov](mailto:paul.ndon@dot.wi.gov). Not every contractor's payroll system is capable of producing export files. For details, see Section 4.8 CPR Auto Submit (Data Mapping) on pages 49-50; 66-71 of the CRCS Payroll Manual at:

<https://wisconsindot.gov/Documents/doing-bus/civil-rights/labornwage/crcs-payroll-manual.pdf>

## REQUIRED CONTRACT PROVISIONS FEDERAL-AID CONSTRUCTION CONTRACTS

- I. General
- II. Nondiscrimination
- III. Nonsegregated Facilities
- IV. Davis-Bacon and Related Act Provisions
- V. Contract Work Hours and Safety Standards Act Provisions
- VI. Subletting or Assigning the Contract
- VII. Safety: Accident Prevention
- VIII. False Statements Concerning Highway Projects
- IX. Implementation of Clean Air Act and Federal Water Pollution Control Act
- X. Compliance with Governmentwide Suspension and Debarment Requirements
- XI. Certification Regarding Use of Contract Funds for Lobbying

### ATTACHMENTS

A. Employment and Materials Preference for Appalachian Development Highway System or Appalachian Local Access Road Contracts (included in Appalachian contracts only)

### I. GENERAL

1. Form FHWA-1273 must be physically incorporated in each construction contract funded under Title 23 (excluding emergency contracts solely intended for debris removal). The contractor (or subcontractor) must insert this form in each subcontract and further require its inclusion in all lower tier subcontracts (excluding purchase orders, rental agreements and other agreements for supplies or services).

The applicable requirements of Form FHWA-1273 are incorporated by reference for work done under any purchase order, rental agreement or agreement for other services. The prime contractor shall be responsible for compliance by any subcontractor, lower-tier subcontractor or service provider.

Form FHWA-1273 must be included in all Federal-aid design-build contracts, in all subcontracts and in lower tier subcontracts (excluding subcontracts for design services, purchase orders, rental agreements and other agreements for supplies or services). The design-builder shall be responsible for compliance by any subcontractor, lower-tier subcontractor or service provider.

Contracting agencies may reference Form FHWA-1273 in bid proposal or request for proposal documents, however, the Form FHWA-1273 must be physically incorporated (not referenced) in all contracts, subcontracts and lower-tier subcontracts (excluding purchase orders, rental agreements and other agreements for supplies or services related to a construction contract).

2. Subject to the applicability criteria noted in the following sections, these contract provisions shall apply to all work performed on the contract by the contractor's own organization and with the assistance of workers under the contractor's immediate superintendence and to all work performed on the contract by piecework, station work, or by subcontract.

3. A breach of any of the stipulations contained in these Required Contract Provisions may be sufficient grounds for withholding of progress payments, withholding of final payment, termination of the contract, suspension / debarment or any other action determined to be appropriate by the contracting agency and FHWA.

4. Selection of Labor: During the performance of this contract, the contractor shall not use convict labor for any purpose within the limits of a construction project on a Federal-aid highway unless it is labor performed by convicts who are on parole, supervised release, or probation. The term Federal-aid highway does not include roadways functionally classified as local roads or rural minor collectors.

### II. NONDISCRIMINATION

The provisions of this section related to 23 CFR Part 230 are applicable to all Federal-aid construction contracts and to all related construction subcontracts of \$10,000 or more. The provisions of 23 CFR Part 230 are not applicable to material supply, engineering, or architectural service contracts.

In addition, the contractor and all subcontractors must comply with the following policies: Executive Order 11246, 41 CFR 60, 29 CFR 1625-1627, Title 23 USC Section 140, the Rehabilitation Act of 1973, as amended (29 USC 794), Title VI of the Civil Rights Act of 1964, as amended, and related regulations including 49 CFR Parts 21, 26 and 27; and 23 CFR Parts 200, 230, and 633.

The contractor and all subcontractors must comply with: the requirements of the Equal Opportunity Clause in 41 CFR 60-1.4(b) and, for all construction contracts exceeding \$10,000, the Standard Federal Equal Employment Opportunity Construction Contract Specifications in 41 CFR 60-4.3.

Note: The U.S. Department of Labor has exclusive authority to determine compliance with Executive Order 11246 and the policies of the Secretary of Labor including 41 CFR 60, and 29 CFR 1625-1627. The contracting agency and the FHWA have the authority and the responsibility to ensure compliance with Title 23 USC Section 140, the Rehabilitation Act of 1973, as amended (29 USC 794), and Title VI of the Civil Rights Act of 1964, as amended, and related regulations including 49 CFR Parts 21, 26 and 27; and 23 CFR Parts 200, 230, and 633.

The following provision is adopted from 23 CFR 230, Appendix A, with appropriate revisions to conform to the U.S. Department of Labor (US DOL) and FHWA requirements.

**1. Equal Employment Opportunity:** Equal employment opportunity (EEO) requirements not to discriminate and to take affirmative action to assure equal opportunity as set forth under laws, executive orders, rules, regulations (28 CFR 35, 29 CFR 1630, 29 CFR 1625-1627, 41 CFR 60 and 49 CFR 27) and orders of the Secretary of Labor as modified by the provisions prescribed herein, and imposed pursuant to 23 U.S.C. 140 shall constitute the EEO and specific affirmative action standards for the contractor's project activities under

this contract. The provisions of the Americans with Disabilities Act of 1990 (42 U.S.C. 12101 et seq.) set forth under 28 CFR 35 and 29 CFR 1630 are incorporated by reference in this contract. In the execution of this contract, the contractor agrees to comply with the following minimum specific requirement activities of EEO:

a. The contractor will work with the contracting agency and the Federal Government to ensure that it has made every good faith effort to provide equal opportunity with respect to all of its terms and conditions of employment and in their review of activities under the contract.

b. The contractor will accept as its operating policy the following statement:

"It is the policy of this Company to assure that applicants are employed, and that employees are treated during employment, without regard to their race, religion, sex, color, national origin, age or disability. Such action shall include: employment, upgrading, demotion, or transfer; recruitment or recruitment advertising; layoff or termination; rates of pay or other forms of compensation; and selection for training, including apprenticeship, pre-apprenticeship, and/or on-the-job training."

**2. EEO Officer:** The contractor will designate and make known to the contracting officers an EEO Officer who will have the responsibility for and must be capable of effectively administering and promoting an active EEO program and who must be assigned adequate authority and responsibility to do so.

**3. Dissemination of Policy:** All members of the contractor's staff who are authorized to hire, supervise, promote, and discharge employees, or who recommend such action, or who are substantially involved in such action, will be made fully cognizant of, and will implement, the contractor's EEO policy and contractual responsibilities to provide EEO in each grade and classification of employment. To ensure that the above agreement will be met, the following actions will be taken as a minimum:

a. Periodic meetings of supervisory and personnel office employees will be conducted before the start of work and then not less often than once every six months, at which time the contractor's EEO policy and its implementation will be reviewed and explained. The meetings will be conducted by the EEO Officer.

b. All new supervisory or personnel office employees will be given a thorough indoctrination by the EEO Officer, covering all major aspects of the contractor's EEO obligations within thirty days following their reporting for duty with the contractor.

c. All personnel who are engaged in direct recruitment for the project will be instructed by the EEO Officer in the contractor's procedures for locating and hiring minorities and women.

d. Notices and posters setting forth the contractor's EEO policy will be placed in areas readily accessible to employees, applicants for employment and potential employees.

e. The contractor's EEO policy and the procedures to implement such policy will be brought to the attention of employees by means of meetings, employee handbooks, or other appropriate means.

**4. Recruitment:** When advertising for employees, the contractor will include in all advertisements for employees the notation: "An Equal Opportunity Employer." All such advertisements will be placed in publications having a large circulation among minorities and women in the area from which the project work force would normally be derived.

a. The contractor will, unless precluded by a valid bargaining agreement, conduct systematic and direct recruitment through public and private employee referral sources likely to yield qualified minorities and women. To meet this requirement, the contractor will identify sources of potential minority group employees, and establish with such identified sources procedures whereby minority and women applicants may be referred to the contractor for employment consideration.

b. In the event the contractor has a valid bargaining agreement providing for exclusive hiring hall referrals, the contractor is expected to observe the provisions of that agreement to the extent that the system meets the contractor's compliance with EEO contract provisions. Where implementation of such an agreement has the effect of discriminating against minorities or women, or obligates the contractor to do the same, such implementation violates Federal nondiscrimination provisions.

c. The contractor will encourage its present employees to refer minorities and women as applicants for employment. Information and procedures with regard to referring such applicants will be discussed with employees.

**5. Personnel Actions:** Wages, working conditions, and employee benefits shall be established and administered, and personnel actions of every type, including hiring, upgrading, promotion, transfer, demotion, layoff, and termination, shall be taken without regard to race, color, religion, sex, national origin, age or disability. The following procedures shall be followed:

a. The contractor will conduct periodic inspections of project sites to insure that working conditions and employee facilities do not indicate discriminatory treatment of project site personnel.

b. The contractor will periodically evaluate the spread of wages paid within each classification to determine any evidence of discriminatory wage practices.

c. The contractor will periodically review selected personnel actions in depth to determine whether there is evidence of discrimination. Where evidence is found, the contractor will promptly take corrective action. If the review indicates that the discrimination may extend beyond the actions reviewed, such corrective action shall include all affected persons.

d. The contractor will promptly investigate all complaints of alleged discrimination made to the contractor in connection with its obligations under this contract, will attempt to resolve such complaints, and will take appropriate corrective action within a reasonable time. If the investigation indicates that the discrimination may affect persons other than the complainant, such corrective action shall include such other persons. Upon completion of each investigation, the contractor will inform every complainant of all of their avenues of appeal.

**6. Training and Promotion:**

a. The contractor will assist in locating, qualifying, and increasing the skills of minorities and women who are

applicants for employment or current employees. Such efforts should be aimed at developing full journey level status employees in the type of trade or job classification involved.

b. Consistent with the contractor's work force requirements and as permissible under Federal and State regulations, the contractor shall make full use of training programs, i.e., apprenticeship, and on-the-job training programs for the geographical area of contract performance. In the event a special provision for training is provided under this contract, this subparagraph will be superseded as indicated in the special provision. The contracting agency may reserve training positions for persons who receive welfare assistance in accordance with 23 U.S.C. 140(a).

c. The contractor will advise employees and applicants for employment of available training programs and entrance requirements for each.

d. The contractor will periodically review the training and promotion potential of employees who are minorities and women and will encourage eligible employees to apply for such training and promotion.

**7. Unions:** If the contractor relies in whole or in part upon unions as a source of employees, the contractor will use good faith efforts to obtain the cooperation of such unions to increase opportunities for minorities and women. Actions by the contractor, either directly or through a contractor's association acting as agent, will include the procedures set forth below:

a. The contractor will use good faith efforts to develop, in cooperation with the unions, joint training programs aimed toward qualifying more minorities and women for membership in the unions and increasing the skills of minorities and women so that they may qualify for higher paying employment.

b. The contractor will use good faith efforts to incorporate an EEO clause into each union agreement to the end that such union will be contractually bound to refer applicants without regard to their race, color, religion, sex, national origin, age or disability.

c. The contractor is to obtain information as to the referral practices and policies of the labor union except that to the extent such information is within the exclusive possession of the labor union and such labor union refuses to furnish such information to the contractor, the contractor shall so certify to the contracting agency and shall set forth what efforts have been made to obtain such information.

d. In the event the union is unable to provide the contractor with a reasonable flow of referrals within the time limit set forth in the collective bargaining agreement, the contractor will, through independent recruitment efforts, fill the employment vacancies without regard to race, color, religion, sex, national origin, age or disability; making full efforts to obtain qualified and/or qualifiable minorities and women. The failure of a union to provide sufficient referrals (even though it is obligated to provide exclusive referrals under the terms of a collective bargaining agreement) does not relieve the contractor from the requirements of this paragraph. In the event the union referral practice prevents the contractor from meeting the obligations pursuant to Executive Order 11246, as amended, and these special provisions, such contractor shall immediately notify the contracting agency.

**8. Reasonable Accommodation for Applicants / Employees with Disabilities:** The contractor must be familiar

with the requirements for and comply with the Americans with Disabilities Act and all rules and regulations established there under. Employers must provide reasonable accommodation in all employment activities unless to do so would cause an undue hardship.

**9. Selection of Subcontractors, Procurement of Materials and Leasing of Equipment:** The contractor shall not discriminate on the grounds of race, color, religion, sex, national origin, age or disability in the selection and retention of subcontractors, including procurement of materials and leases of equipment. The contractor shall take all necessary and reasonable steps to ensure nondiscrimination in the administration of this contract.

a. The contractor shall notify all potential subcontractors and suppliers and lessors of their EEO obligations under this contract.

b. The contractor will use good faith efforts to ensure subcontractor compliance with their EEO obligations.

#### **10. Assurance Required by 49 CFR 26.13(b):**

a. The requirements of 49 CFR Part 26 and the State DOT's U.S. DOT-approved DBE program are incorporated by reference.

b. The contractor or subcontractor shall not discriminate on the basis of race, color, national origin, or sex in the performance of this contract. The contractor shall carry out applicable requirements of 49 CFR Part 26 in the award and administration of DOT-assisted contracts. Failure by the contractor to carry out these requirements is a material breach of this contract, which may result in the termination of this contract or such other remedy as the contracting agency deems appropriate.

**11. Records and Reports:** The contractor shall keep such records as necessary to document compliance with the EEO requirements. Such records shall be retained for a period of three years following the date of the final payment to the contractor for all contract work and shall be available at reasonable times and places for inspection by authorized representatives of the contracting agency and the FHWA.

a. The records kept by the contractor shall document the following:

(1) The number and work hours of minority and non-minority group members and women employed in each work classification on the project;

(2) The progress and efforts being made in cooperation with unions, when applicable, to increase employment opportunities for minorities and women; and

(3) The progress and efforts being made in locating, hiring, training, qualifying, and upgrading minorities and women;

b. The contractors and subcontractors will submit an annual report to the contracting agency each July for the duration of the project, indicating the number of minority, women, and non-minority group employees currently engaged in each work classification required by the contract work. This information is to be reported on [Form FHWA-1391](#). The staffing data should represent the project work force on board in all or any part of the last payroll period preceding the end of July. If on-the-job training is being required by special provision, the contractor



will be required to collect and report training data. The employment data should reflect the work force on board during all or any part of the last payroll period preceding the end of July.

### III. NONSEGREGATED FACILITIES

This provision is applicable to all Federal-aid construction contracts and to all related construction subcontracts of \$10,000 or more.

The contractor must ensure that facilities provided for employees are provided in such a manner that segregation on the basis of race, color, religion, sex, or national origin cannot result. The contractor may neither require such segregated use by written or oral policies nor tolerate such use by employee custom. The contractor's obligation extends further to ensure that its employees are not assigned to perform their services at any location, under the contractor's control, where the facilities are segregated. The term "facilities" includes waiting rooms, work areas, restaurants and other eating areas, time clocks, restrooms, washrooms, locker rooms, and other storage or dressing areas, parking lots, drinking fountains, recreation or entertainment areas, transportation, and housing provided for employees. The contractor shall provide separate or single-user restrooms and necessary dressing or sleeping areas to assure privacy between sexes.

### IV. DAVIS-BACON AND RELATED ACT PROVISIONS

This section is applicable to all Federal-aid construction projects exceeding \$2,000 and to all related subcontracts and lower-tier subcontracts (regardless of subcontract size). The requirements apply to all projects located within the right-of-way of a roadway that is functionally classified as Federal-aid highway. This excludes roadways functionally classified as local roads or rural minor collectors, which are exempt. Contracting agencies may elect to apply these requirements to other projects.

The following provisions are from the U.S. Department of Labor regulations in 29 CFR 5.5 "Contract provisions and related matters" with minor revisions to conform to the FHWA-1273 format and FHWA program requirements.

#### 1. Minimum wages

a. All laborers and mechanics employed or working upon the site of the work, will be paid unconditionally and not less often than once a week, and without subsequent deduction or rebate on any account (except such payroll deductions as are permitted by regulations issued by the Secretary of Labor under the Copeland Act (29 CFR part 3)), the full amount of wages and bona fide fringe benefits (or cash equivalents thereof) due at time of payment computed at rates not less than those contained in the wage determination of the Secretary of Labor which is attached hereto and made a part hereof, regardless of any contractual relationship which may be alleged to exist between the contractor and such laborers and mechanics.

Contributions made or costs reasonably anticipated for bona fide fringe benefits under section 1(b)(2) of the Davis-Bacon Act on behalf of laborers or mechanics are considered wages paid to such laborers or mechanics, subject to the provisions

of paragraph 1.d. of this section; also, regular contributions made or costs incurred for more than a weekly period (but not less often than quarterly) under plans, funds, or programs which cover the particular weekly period, are deemed to be constructively made or incurred during such weekly period. Such laborers and mechanics shall be paid the appropriate wage rate and fringe benefits on the wage determination for the classification of work actually performed, without regard to skill, except as provided in 29 CFR 5.5(a)(4). Laborers or mechanics performing work in more than one classification may be compensated at the rate specified for each classification for the time actually worked therein: Provided, That the employer's payroll records accurately set forth the time spent in each classification in which work is performed. The wage determination (including any additional classification and wage rates conformed under paragraph 1.b. of this section) and the Davis-Bacon poster (WH-1321) shall be posted at all times by the contractor and its subcontractors at the site of the work in a prominent and accessible place where it can be easily seen by the workers.

b. (1) The contracting officer shall require that any class of laborers or mechanics, including helpers, which is not listed in the wage determination and which is to be employed under the contract shall be classified in conformance with the wage determination. The contracting officer shall approve an additional classification and wage rate and fringe benefits therefore only when the following criteria have been met:

(i) The work to be performed by the classification requested is not performed by a classification in the wage determination; and

(ii) The classification is utilized in the area by the construction industry; and

(iii) The proposed wage rate, including any bona fide fringe benefits, bears a reasonable relationship to the wage rates contained in the wage determination.

(2) If the contractor and the laborers and mechanics to be employed in the classification (if known), or their representatives, and the contracting officer agree on the classification and wage rate (including the amount designated for fringe benefits where appropriate), a report of the action taken shall be sent by the contracting officer to the Administrator of the Wage and Hour Division, Employment Standards Administration, U.S. Department of Labor, Washington, DC 20210. The Administrator, or an authorized representative, will approve, modify, or disapprove every additional classification action within 30 days of receipt and so advise the contracting officer or will notify the contracting officer within the 30-day period that additional time is necessary.

(3) In the event the contractor, the laborers or mechanics to be employed in the classification or their representatives, and the contracting officer do not agree on the proposed classification and wage rate (including the amount designated for fringe benefits, where appropriate), the contracting officer shall refer the questions, including the views of all interested parties and the recommendation of the contracting officer, to the Wage and Hour Administrator for determination. The Wage and Hour Administrator, or an authorized representative, will issue a determination within 30 days of receipt and so advise the contracting officer or

will notify the contracting officer within the 30-day period that additional time is necessary.

(4) The wage rate (including fringe benefits where appropriate) determined pursuant to paragraphs 1.b.(2) or 1.b.(3) of this section, shall be paid to all workers performing work in the classification under this contract from the first day on which work is performed in the classification.

c. Whenever the minimum wage rate prescribed in the contract for a class of laborers or mechanics includes a fringe benefit which is not expressed as an hourly rate, the contractor shall either pay the benefit as stated in the wage determination or shall pay another bona fide fringe benefit or an hourly cash equivalent thereof.

d. If the contractor does not make payments to a trustee or other third person, the contractor may consider as part of the wages of any laborer or mechanic the amount of any costs reasonably anticipated in providing bona fide fringe benefits under a plan or program. Provided, That the Secretary of Labor has found, upon the written request of the contractor, that the applicable standards of the Davis-Bacon Act have been met. The Secretary of Labor may require the contractor to set aside in a separate account assets for the meeting of obligations under the plan or program.

## **2. Withholding**

The contracting agency shall upon its own action or upon written request of an authorized representative of the Department of Labor, withhold or cause to be withheld from the contractor under this contract, or any other Federal contract with the same prime contractor, or any other federally-assisted contract subject to Davis-Bacon prevailing wage requirements, which is held by the same prime contractor, so much of the accrued payments or advances as may be considered necessary to pay laborers and mechanics, including apprentices, trainees, and helpers, employed by the contractor or any subcontractor the full amount of wages required by the contract. In the event of failure to pay any laborer or mechanic, including any apprentice, trainee, or helper, employed or working on the site of the work, all or part of the wages required by the contract, the contracting agency may, after written notice to the contractor, take such action as may be necessary to cause the suspension of any further payment, advance, or guarantee of funds until such violations have ceased.

## **3. Payrolls and basic records**

a. Payrolls and basic records relating thereto shall be maintained by the contractor during the course of the work and preserved for a period of three years thereafter for all laborers and mechanics working at the site of the work. Such records shall contain the name, address, and social security number of each such worker, his or her correct classification, hourly rates of wages paid (including rates of contributions or costs anticipated for bona fide fringe benefits or cash equivalents thereof of the types described in section 1(b)(2)(B) of the Davis-Bacon Act), daily and weekly number of hours worked, deductions made and actual wages paid. Whenever the Secretary of Labor has found under 29 CFR 5.5(a)(1)(iv) that the wages of any laborer or mechanic include the amount of any costs reasonably anticipated in providing benefits under a plan or program described in section 1(b)(2)(B) of the Davis-

Bacon Act, the contractor shall maintain records which show that the commitment to provide such benefits is enforceable, that the plan or program is financially responsible, and that the plan or program has been communicated in writing to the laborers or mechanics affected, and records which show the costs anticipated or the actual cost incurred in providing such benefits. Contractors employing apprentices or trainees under approved programs shall maintain written evidence of the registration of apprenticeship programs and certification of trainee programs, the registration of the apprentices and trainees, and the ratios and wage rates prescribed in the applicable programs.

b. (1) The contractor shall submit weekly for each week in which any contract work is performed a copy of all payrolls to the contracting agency. The payrolls submitted shall set out accurately and completely all of the information required to be maintained under 29 CFR 5.5(a)(3)(i), except that full social security numbers and home addresses shall not be included on weekly transmittals. Instead the payrolls shall only need to include an individually identifying number for each employee (e.g., the last four digits of the employee's social security number). The required weekly payroll information may be submitted in any form desired. Optional Form WH-347 is available for this purpose from the Wage and Hour Division Web site at <http://www.dol.gov/esa/whd/forms/wh347instr.htm> or its successor site. The prime contractor is responsible for the submission of copies of payrolls by all subcontractors. Contractors and subcontractors shall maintain the full social security number and current address of each covered worker, and shall provide them upon request to the contracting agency for transmission to the State DOT, the FHWA or the Wage and Hour Division of the Department of Labor for purposes of an investigation or audit of compliance with prevailing wage requirements. It is not a violation of this section for a prime contractor to require a subcontractor to provide addresses and social security numbers to the prime contractor for its own records, without weekly submission to the contracting agency..

(2) Each payroll submitted shall be accompanied by a "Statement of Compliance," signed by the contractor or subcontractor or his or her agent who pays or supervises the payment of the persons employed under the contract and shall certify the following:

(i) That the payroll for the payroll period contains the information required to be provided under §5.5 (a)(3)(ii) of Regulations, 29 CFR part 5, the appropriate information is being maintained under §5.5 (a)(3)(i) of Regulations, 29 CFR part 5, and that such information is correct and complete;

(ii) That each laborer or mechanic (including each helper, apprentice, and trainee) employed on the contract during the payroll period has been paid the full weekly wages earned, without rebate, either directly or indirectly, and that no deductions have been made either directly or indirectly from the full wages earned, other than permissible deductions as set forth in Regulations, 29 CFR part 3;

(iii) That each laborer or mechanic has been paid not less than the applicable wage rates and fringe benefits or cash equivalents for the classification of work performed, as specified in the applicable wage determination incorporated into the contract.

(3) The weekly submission of a properly executed certification set forth on the reverse side of Optional Form WH-347 shall satisfy the requirement for submission of the "Statement of Compliance" required by paragraph 3.b.(2) of this section.

(4) The falsification of any of the above certifications may subject the contractor or subcontractor to civil or criminal prosecution under section 1001 of title 18 and section 231 of title 31 of the United States Code.

c. The contractor or subcontractor shall make the records required under paragraph 3.a. of this section available for inspection, copying, or transcription by authorized representatives of the contracting agency, the State DOT, the FHWA, or the Department of Labor, and shall permit such representatives to interview employees during working hours on the job. If the contractor or subcontractor fails to submit the required records or to make them available, the FHWA may, after written notice to the contractor, the contracting agency or the State DOT, take such action as may be necessary to cause the suspension of any further payment, advance, or guarantee of funds. Furthermore, failure to submit the required records upon request or to make such records available may be grounds for debarment action pursuant to 29 CFR 5.12.

#### **4. Apprentices and trainees**

##### **a. Apprentices (programs of the USDOL).**

Apprentices will be permitted to work at less than the predetermined rate for the work they performed when they are employed pursuant to and individually registered in a bona fide apprenticeship program registered with the U.S. Department of Labor, Employment and Training Administration, Office of Apprenticeship Training, Employer and Labor Services, or with a State Apprenticeship Agency recognized by the Office, or if a person is employed in his or her first 90 days of probationary employment as an apprentice in such an apprenticeship program, who is not individually registered in the program, but who has been certified by the Office of Apprenticeship Training, Employer and Labor Services or a State Apprenticeship Agency (where appropriate) to be eligible for probationary employment as an apprentice.

The allowable ratio of apprentices to journeymen on the job site in any craft classification shall not be greater than the ratio permitted to the contractor as to the entire work force under the registered program. Any worker listed on a payroll at an apprentice wage rate, who is not registered or otherwise employed as stated above, shall be paid not less than the applicable wage rate on the wage determination for the classification of work actually performed. In addition, any apprentice performing work on the job site in excess of the ratio permitted under the registered program shall be paid not less than the applicable wage rate on the wage determination for the work actually performed. Where a contractor is performing construction on a project in a locality other than that in which its program is registered, the ratios and wage rates (expressed in percentages of the journeyman's hourly rate) specified in the contractor's or subcontractor's registered program shall be observed.

Every apprentice must be paid at not less than the rate specified in the registered program for the apprentice's level of progress, expressed as a percentage of the journeymen hourly

rate specified in the applicable wage determination. Apprentices shall be paid fringe benefits in accordance with the provisions of the apprenticeship program. If the apprenticeship program does not specify fringe benefits, apprentices must be paid the full amount of fringe benefits listed on the wage determination for the applicable classification. If the Administrator determines that a different practice prevails for the applicable apprentice classification, fringes shall be paid in accordance with that determination.

In the event the Office of Apprenticeship Training, Employer and Labor Services, or a State Apprenticeship Agency recognized by the Office, withdraws approval of an apprenticeship program, the contractor will no longer be permitted to utilize apprentices at less than the applicable predetermined rate for the work performed until an acceptable program is approved.

##### **b. Trainees (programs of the USDOL).**

Except as provided in 29 CFR 5.16, trainees will not be permitted to work at less than the predetermined rate for the work performed unless they are employed pursuant to and individually registered in a program which has received prior approval, evidenced by formal certification by the U.S. Department of Labor, Employment and Training Administration.

The ratio of trainees to journeymen on the job site shall not be greater than permitted under the plan approved by the Employment and Training Administration.

Every trainee must be paid at not less than the rate specified in the approved program for the trainee's level of progress, expressed as a percentage of the journeyman hourly rate specified in the applicable wage determination. Trainees shall be paid fringe benefits in accordance with the provisions of the trainee program. If the trainee program does not mention fringe benefits, trainees shall be paid the full amount of fringe benefits listed on the wage determination unless the Administrator of the Wage and Hour Division determines that there is an apprenticeship program associated with the corresponding journeyman wage rate on the wage determination which provides for less than full fringe benefits for apprentices. Any employee listed on the payroll at a trainee rate who is not registered and participating in a training plan approved by the Employment and Training Administration shall be paid not less than the applicable wage rate on the wage determination for the classification of work actually performed. In addition, any trainee performing work on the job site in excess of the ratio permitted under the registered program shall be paid not less than the applicable wage rate on the wage determination for the work actually performed.

In the event the Employment and Training Administration withdraws approval of a training program, the contractor will no longer be permitted to utilize trainees at less than the applicable predetermined rate for the work performed until an acceptable program is approved.

c. Equal employment opportunity. The utilization of apprentices, trainees and journeymen under this part shall be in conformity with the equal employment opportunity requirements of Executive Order 11246, as amended, and 29 CFR part 30.



d. Apprentices and Trainees (programs of the U.S. DOT).

Apprentices and trainees working under apprenticeship and skill training programs which have been certified by the Secretary of Transportation as promoting EEO in connection with Federal-aid highway construction programs are not subject to the requirements of paragraph 4 of this Section IV. The straight time hourly wage rates for apprentices and trainees under such programs will be established by the particular programs. The ratio of apprentices and trainees to journeymen shall not be greater than permitted by the terms of the particular program.

**5. Compliance with Copeland Act requirements.** The contractor shall comply with the requirements of 29 CFR part 3, which are incorporated by reference in this contract.

**6. Subcontracts.** The contractor or subcontractor shall insert Form FHWA-1273 in any subcontracts and also require the subcontractors to include Form FHWA-1273 in any lower tier subcontracts. The prime contractor shall be responsible for the compliance by any subcontractor or lower tier subcontractor with all the contract clauses in 29 CFR 5.5.

**7. Contract termination: debarment.** A breach of the contract clauses in 29 CFR 5.5 may be grounds for termination of the contract, and for debarment as a contractor and a subcontractor as provided in 29 CFR 5.12.

**8. Compliance with Davis-Bacon and Related Act requirements.** All rulings and interpretations of the Davis-Bacon and Related Acts contained in 29 CFR parts 1, 3, and 5 are herein incorporated by reference in this contract.

**9. Disputes concerning labor standards.** Disputes arising out of the labor standards provisions of this contract shall not be subject to the general disputes clause of this contract. Such disputes shall be resolved in accordance with the procedures of the Department of Labor set forth in 29 CFR parts 5, 6, and 7. Disputes within the meaning of this clause include disputes between the contractor (or any of its subcontractors) and the contracting agency, the U.S. Department of Labor, or the employees or their representatives.

**10. Certification of eligibility.**

a. By entering into this contract, the contractor certifies that neither it (nor he or she) nor any person or firm who has an interest in the contractor's firm is a person or firm ineligible to be awarded Government contracts by virtue of section 3(a) of the Davis-Bacon Act or 29 CFR 5.12(a)(1).

b. No part of this contract shall be subcontracted to any person or firm ineligible for award of a Government contract by virtue of section 3(a) of the Davis-Bacon Act or 29 CFR 5.12(a)(1).

c. The penalty for making false statements is prescribed in the U.S. Criminal Code, 18 U.S.C. 1001.

**V. CONTRACT WORK HOURS AND SAFETY STANDARDS ACT**

The following clauses apply to any Federal-aid construction contract in an amount in excess of \$100,000 and subject to the overtime provisions of the Contract Work Hours and Safety Standards Act. These clauses shall be inserted in addition to the clauses required by 29 CFR 5.5(a) or 29 CFR 4.6. As used in this paragraph, the terms laborers and mechanics include watchmen and guards.

**1. Overtime requirements.** No contractor or subcontractor contracting for any part of the contract work which may require or involve the employment of laborers or mechanics shall require or permit any such laborer or mechanic in any workweek in which he or she is employed on such work to work in excess of forty hours in such workweek unless such laborer or mechanic receives compensation at a rate not less than one and one-half times the basic rate of pay for all hours worked in excess of forty hours in such workweek.

**2. Violation; liability for unpaid wages; liquidated damages.** In the event of any violation of the clause set forth in paragraph (1.) of this section, the contractor and any subcontractor responsible therefor shall be liable for the unpaid wages. In addition, such contractor and subcontractor shall be liable to the United States (in the case of work done under contract for the District of Columbia or a territory, to such District or to such territory), for liquidated damages. Such liquidated damages shall be computed with respect to each individual laborer or mechanic, including watchmen and guards, employed in violation of the clause set forth in paragraph (1.) of this section, in the sum of \$10 for each calendar day on which such individual was required or permitted to work in excess of the standard workweek of forty hours without payment of the overtime wages required by the clause set forth in paragraph (1.) of this section.

**3. Withholding for unpaid wages and liquidated damages.** The FHWA or the contracting agency shall upon its own action or upon written request of an authorized representative of the Department of Labor withhold or cause to be withheld, from any moneys payable on account of work performed by the contractor or subcontractor under any such contract or any other Federal contract with the same prime contractor, or any other federally-assisted contract subject to the Contract Work Hours and Safety Standards Act, which is held by the same prime contractor, such sums as may be determined to be necessary to satisfy any liabilities of such contractor or subcontractor for unpaid wages and liquidated damages as provided in the clause set forth in paragraph (2.) of this section.

**4. Subcontracts.** The contractor or subcontractor shall insert in any subcontracts the clauses set forth in paragraph (1.) through (4.) of this section and also a clause requiring the subcontractors to include these clauses in any lower tier subcontracts. The prime contractor shall be responsible for compliance by any subcontractor or lower tier subcontractor with the clauses set forth in paragraphs (1.) through (4.) of this section.

## VI. SUBLETTING OR ASSIGNING THE CONTRACT

This provision is applicable to all Federal-aid construction contracts on the National Highway System.

1. The contractor shall perform with its own organization contract work amounting to not less than 30 percent (or a greater percentage if specified elsewhere in the contract) of the total original contract price, excluding any specialty items designated by the contracting agency. Specialty items may be performed by subcontract and the amount of any such specialty items performed may be deducted from the total original contract price before computing the amount of work required to be performed by the contractor's own organization (23 CFR 635.116).

a. The term "perform work with its own organization" refers to workers employed or leased by the prime contractor, and equipment owned or rented by the prime contractor, with or without operators. Such term does not include employees or equipment of a subcontractor or lower tier subcontractor, agents of the prime contractor, or any other assignees. The term may include payments for the costs of hiring leased employees from an employee leasing firm meeting all relevant Federal and State regulatory requirements. Leased employees may only be included in this term if the prime contractor meets all of the following conditions:

(1) the prime contractor maintains control over the supervision of the day-to-day activities of the leased employees;

(2) the prime contractor remains responsible for the quality of the work of the leased employees;

(3) the prime contractor retains all power to accept or exclude individual employees from work on the project; and

(4) the prime contractor remains ultimately responsible for the payment of predetermined minimum wages, the submission of payrolls, statements of compliance and all other Federal regulatory requirements.

b. "Specialty Items" shall be construed to be limited to work that requires highly specialized knowledge, abilities, or equipment not ordinarily available in the type of contracting organizations qualified and expected to bid or propose on the contract as a whole and in general are to be limited to minor components of the overall contract.

2. The contract amount upon which the requirements set forth in paragraph (1) of Section VI is computed includes the cost of material and manufactured products which are to be purchased or produced by the contractor under the contract provisions.

3. The contractor shall furnish (a) a competent superintendent or supervisor who is employed by the firm, has full authority to direct performance of the work in accordance with the contract requirements, and is in charge of all construction operations (regardless of who performs the work) and (b) such other of its own organizational resources (supervision, management, and engineering services) as the contracting officer determines is necessary to assure the performance of the contract.

4. No portion of the contract shall be sublet, assigned or otherwise disposed of except with the written consent of the contracting officer, or authorized representative, and such consent when given shall not be construed to relieve the contractor of any responsibility for the fulfillment of the contract. Written consent will be given only after the contracting agency has assured that each subcontract is

evidenced in writing and that it contains all pertinent provisions and requirements of the prime contract.

5. The 30% self-performance requirement of paragraph (1) is not applicable to design-build contracts; however, contracting agencies may establish their own self-performance requirements.

## VII. SAFETY: ACCIDENT PREVENTION

This provision is applicable to all Federal-aid construction contracts and to all related subcontracts.

1. In the performance of this contract the contractor shall comply with all applicable Federal, State, and local laws governing safety, health, and sanitation (23 CFR 635). The contractor shall provide all safeguards, safety devices and protective equipment and take any other needed actions as it determines, or as the contracting officer may determine, to be reasonably necessary to protect the life and health of employees on the job and the safety of the public and to protect property in connection with the performance of the work covered by the contract.

2. It is a condition of this contract, and shall be made a condition of each subcontract, which the contractor enters into pursuant to this contract, that the contractor and any subcontractor shall not permit any employee, in performance of the contract, to work in surroundings or under conditions which are unsanitary, hazardous or dangerous to his/her health or safety, as determined under construction safety and health standards (29 CFR 1926) promulgated by the Secretary of Labor, in accordance with Section 107 of the Contract Work Hours and Safety Standards Act (40 U.S.C. 3704).

3. Pursuant to 29 CFR 1926.3, it is a condition of this contract that the Secretary of Labor or authorized representative thereof, shall have right of entry to any site of contract performance to inspect or investigate the matter of compliance with the construction safety and health standards and to carry out the duties of the Secretary under Section 107 of the Contract Work Hours and Safety Standards Act (40 U.S.C.3704).

## VIII. FALSE STATEMENTS CONCERNING HIGHWAY PROJECTS

This provision is applicable to all Federal-aid construction contracts and to all related subcontracts.

In order to assure high quality and durable construction in conformity with approved plans and specifications and a high degree of reliability on statements and representations made by engineers, contractors, suppliers, and workers on Federal-aid highway projects, it is essential that all persons concerned with the project perform their functions as carefully, thoroughly, and honestly as possible. Willful falsification, distortion, or misrepresentation with respect to any facts related to the project is a violation of Federal law. To prevent any misunderstanding regarding the seriousness of these and similar acts, Form FHWA-1022 shall be posted on each Federal-aid highway project (23 CFR 635) in one or more places where it is readily available to all persons concerned with the project:

18 U.S.C. 1020 reads as follows:

"Whoever, being an officer, agent, or employee of the United States, or of any State or Territory, or whoever, whether a person, association, firm, or corporation, knowingly makes any false statement, false representation, or false report as to the character, quality, quantity, or cost of the material used or to be used, or the quantity or quality of the work performed or to be performed, or the cost thereof in connection with the submission of plans, maps, specifications, contracts, or costs of construction on any highway or related project submitted for approval to the Secretary of Transportation; or

Whoever knowingly makes any false statement, false representation, false report or false claim with respect to the character, quality, quantity, or cost of any work performed or to be performed, or materials furnished or to be furnished, in connection with the construction of any highway or related project approved by the Secretary of Transportation; or

Whoever knowingly makes any false statement or false representation as to material fact in any statement, certificate, or report submitted pursuant to provisions of the Federal-aid Roads Act approved July 1, 1916, (39 Stat. 355), as amended and supplemented;

Shall be fined under this title or imprisoned not more than 5 years or both."

## **IX. IMPLEMENTATION OF CLEAN AIR ACT AND FEDERAL WATER POLLUTION CONTROL ACT**

This provision is applicable to all Federal-aid construction contracts and to all related subcontracts.

By submission of this bid/proposal or the execution of this contract, or subcontract, as appropriate, the bidder, proposer, Federal-aid construction contractor, or subcontractor, as appropriate, will be deemed to have stipulated as follows:

1. That any person who is or will be utilized in the performance of this contract is not prohibited from receiving an award due to a violation of Section 508 of the Clean Water Act or Section 306 of the Clean Air Act.

2. That the contractor agrees to include or cause to be included the requirements of paragraph (1) of this Section X in every subcontract, and further agrees to take such action as the contracting agency may direct as a means of enforcing such requirements.

## **X. CERTIFICATION REGARDING DEBARMENT, SUSPENSION, INELIGIBILITY AND VOLUNTARY EXCLUSION**

This provision is applicable to all Federal-aid construction contracts, design-build contracts, subcontracts, lower-tier subcontracts, purchase orders, lease agreements, consultant contracts or any other covered transaction requiring FHWA approval or that is estimated to cost \$25,000 or more – as defined in 2 CFR Parts 180 and 1200.

### **1. Instructions for Certification – First Tier Participants:**

a. By signing and submitting this proposal, the prospective first tier participant is providing the certification set out below.

b. The inability of a person to provide the certification set out below will not necessarily result in denial of participation in this

covered transaction. The prospective first tier participant shall submit an explanation of why it cannot provide the certification set out below. The certification or explanation will be considered in connection with the department or agency's determination whether to enter into this transaction. However, failure of the prospective first tier participant to furnish a certification or an explanation shall disqualify such a person from participation in this transaction.

c. The certification in this clause is a material representation of fact upon which reliance was placed when the contracting agency determined to enter into this transaction. If it is later determined that the prospective participant knowingly rendered an erroneous certification, in addition to other remedies available to the Federal Government, the contracting agency may terminate this transaction for cause of default.

d. The prospective first tier participant shall provide immediate written notice to the contracting agency to whom this proposal is submitted if any time the prospective first tier participant learns that its certification was erroneous when submitted or has become erroneous by reason of changed circumstances.

e. The terms "covered transaction," "debarred," "suspended," "ineligible," "participant," "person," "principal," and "voluntarily excluded," as used in this clause, are defined in 2 CFR Parts 180 and 1200. "First Tier Covered Transactions" refers to any covered transaction between a grantee or subgrantee of Federal funds and a participant (such as the prime or general contract). "Lower Tier Covered Transactions" refers to any covered transaction under a First Tier Covered Transaction (such as subcontracts). "First Tier Participant" refers to the participant who has entered into a covered transaction with a grantee or subgrantee of Federal funds (such as the prime or general contractor). "Lower Tier Participant" refers any participant who has entered into a covered transaction with a First Tier Participant or other Lower Tier Participants (such as subcontractors and suppliers).

f. The prospective first tier participant agrees by submitting this proposal that, should the proposed covered transaction be entered into, it shall not knowingly enter into any lower tier covered transaction with a person who is debarred, suspended, declared ineligible, or voluntarily excluded from participation in this covered transaction, unless authorized by the department or agency entering into this transaction.

g. The prospective first tier participant further agrees by submitting this proposal that it will include the clause titled "Certification Regarding Debarment, Suspension, Ineligibility and Voluntary Exclusion-Lower Tier Covered Transactions," provided by the department or contracting agency, entering into this covered transaction, without modification, in all lower tier covered transactions and in all solicitations for lower tier covered transactions exceeding the \$25,000 threshold.

h. A participant in a covered transaction may rely upon a certification of a prospective participant in a lower tier covered transaction that is not debarred, suspended, ineligible, or voluntarily excluded from the covered transaction, unless it knows that the certification is erroneous. A participant is responsible for ensuring that its principals are not suspended, debarred, or otherwise ineligible to participate in covered transactions. To verify the eligibility of its principals, as well as the eligibility of any lower tier prospective participants, each participant may, but is not required to, check the Excluded Parties List System website (<https://www.epls.gov/>), which is compiled by the General Services Administration.

i. Nothing contained in the foregoing shall be construed to require the establishment of a system of records in order to render in good faith the certification required by this clause. The knowledge and information of the prospective participant is not required to exceed that which is normally possessed by a prudent person in the ordinary course of business dealings.

j. Except for transactions authorized under paragraph (f) of these instructions, if a participant in a covered transaction knowingly enters into a lower tier covered transaction with a person who is suspended, debarred, ineligible, or voluntarily excluded from participation in this transaction, in addition to other remedies available to the Federal Government, the department or agency may terminate this transaction for cause or default.

\* \* \* \* \*

## **2. Certification Regarding Debarment, Suspension, Ineligibility and Voluntary Exclusion – First Tier Participants:**

a. The prospective first tier participant certifies to the best of its knowledge and belief, that it and its principals:

(1) Are not presently debarred, suspended, proposed for debarment, declared ineligible, or voluntarily excluded from participating in covered transactions by any Federal department or agency;

(2) Have not within a three-year period preceding this proposal been convicted of or had a civil judgment rendered against them for commission of fraud or a criminal offense in connection with obtaining, attempting to obtain, or performing a public (Federal, State or local) transaction or contract under a public transaction; violation of Federal or State antitrust statutes or commission of embezzlement, theft, forgery, bribery, falsification or destruction of records, making false statements, or receiving stolen property;

(3) Are not presently indicted for or otherwise criminally or civilly charged by a governmental entity (Federal, State or local) with commission of any of the offenses enumerated in paragraph (a)(2) of this certification; and

(4) Have not within a three-year period preceding this application/proposal had one or more public transactions (Federal, State or local) terminated for cause or default.

b. Where the prospective participant is unable to certify to any of the statements in this certification, such prospective participant shall attach an explanation to this proposal.

## **2. Instructions for Certification - Lower Tier Participants:**

(Applicable to all subcontracts, purchase orders and other lower tier transactions requiring prior FHWA approval or estimated to cost \$25,000 or more - 2 CFR Parts 180 and 1200)

a. By signing and submitting this proposal, the prospective lower tier is providing the certification set out below.

b. The certification in this clause is a material representation of fact upon which reliance was placed when this transaction was entered into. If it is later determined that the prospective lower tier participant knowingly rendered an erroneous certification, in addition to other remedies available to the Federal Government, the department, or agency with which

this transaction originated may pursue available remedies, including suspension and/or debarment.

c. The prospective lower tier participant shall provide immediate written notice to the person to which this proposal is submitted if at any time the prospective lower tier participant learns that its certification was erroneous by reason of changed circumstances.

d. The terms "covered transaction," "debarred," "suspended," "ineligible," "participant," "person," "principal," and "voluntarily excluded," as used in this clause, are defined in 2 CFR Parts 180 and 1200. You may contact the person to which this proposal is submitted for assistance in obtaining a copy of those regulations. "First Tier Covered Transactions" refers to any covered transaction between a grantee or subgrantee of Federal funds and a participant (such as the prime or general contract). "Lower Tier Covered Transactions" refers to any covered transaction under a First Tier Covered Transaction (such as subcontracts). "First Tier Participant" refers to the participant who has entered into a covered transaction with a grantee or subgrantee of Federal funds (such as the prime or general contractor). "Lower Tier Participant" refers any participant who has entered into a covered transaction with a First Tier Participant or other Lower Tier Participants (such as subcontractors and suppliers).

e. The prospective lower tier participant agrees by submitting this proposal that, should the proposed covered transaction be entered into, it shall not knowingly enter into any lower tier covered transaction with a person who is debarred, suspended, declared ineligible, or voluntarily excluded from participation in this covered transaction, unless authorized by the department or agency with which this transaction originated.

f. The prospective lower tier participant further agrees by submitting this proposal that it will include this clause titled "Certification Regarding Debarment, Suspension, Ineligibility and Voluntary Exclusion-Lower Tier Covered Transaction," without modification, in all lower tier covered transactions and in all solicitations for lower tier covered transactions exceeding the \$25,000 threshold.

g. A participant in a covered transaction may rely upon a certification of a prospective participant in a lower tier covered transaction that is not debarred, suspended, ineligible, or voluntarily excluded from the covered transaction, unless it knows that the certification is erroneous. A participant is responsible for ensuring that its principals are not suspended, debarred, or otherwise ineligible to participate in covered transactions. To verify the eligibility of its principals, as well as the eligibility of any lower tier prospective participants, each participant may, but is not required to, check the Excluded Parties List System website (<https://www.epls.gov/>), which is compiled by the General Services Administration.

h. Nothing contained in the foregoing shall be construed to require establishment of a system of records in order to render in good faith the certification required by this clause. The knowledge and information of participant is not required to exceed that which is normally possessed by a prudent person in the ordinary course of business dealings.

i. Except for transactions authorized under paragraph e of these instructions, if a participant in a covered transaction knowingly enters into a lower tier covered transaction with a person who is suspended, debarred, ineligible, or voluntarily excluded from participation in this transaction, in addition to other remedies available to the Federal Government, the

department or agency with which this transaction originated may pursue available remedies, including suspension and/or debarment.

\* \* \* \* \*

**Certification Regarding Debarment, Suspension, Ineligibility and Voluntary Exclusion--Lower Tier Participants:**

1. The prospective lower tier participant certifies, by submission of this proposal, that neither it nor its principals is presently debarred, suspended, proposed for debarment, declared ineligible, or voluntarily excluded from participating in covered transactions by any Federal department or agency.

2. Where the prospective lower tier participant is unable to certify to any of the statements in this certification, such prospective participant shall attach an explanation to this proposal.

\* \* \* \* \*

**XI. CERTIFICATION REGARDING USE OF CONTRACT FUNDS FOR LOBBYING**

This provision is applicable to all Federal-aid construction contracts and to all related subcontracts which exceed \$100,000 (49 CFR 20).

1. The prospective participant certifies, by signing and submitting this bid or proposal, to the best of his or her knowledge and belief, that:

a. No Federal appropriated funds have been paid or will be paid, by or on behalf of the undersigned, to any person for influencing or attempting to influence an officer or employee of any Federal agency, a Member of Congress, an officer or employee of Congress, or an employee of a Member of Congress in connection with the awarding of any Federal contract, the making of any Federal grant, the making of any Federal loan, the entering into of any cooperative agreement, and the extension, continuation, renewal, amendment, or modification of any Federal contract, grant, loan, or cooperative agreement.

b. If any funds other than Federal appropriated funds have been paid or will be paid to any person for influencing or attempting to influence an officer or employee of any Federal agency, a Member of Congress, an officer or employee of Congress, or an employee of a Member of Congress in connection with this Federal contract, grant, loan, or cooperative agreement, the undersigned shall complete and submit Standard Form-LLL, "Disclosure Form to Report Lobbying," in accordance with its instructions.

2. This certification is a material representation of fact upon which reliance was placed when this transaction was made or entered into. Submission of this certification is a prerequisite for making or entering into this transaction imposed by 31 U.S.C. 1352. Any person who fails to file the required certification shall be subject to a civil penalty of not less than \$10,000 and not more than \$100,000 for each such failure.

3. The prospective participant also agrees by submitting its bid or proposal that the participant shall require that the language of this certification be included in all lower tier subcontracts, which exceed \$100,000 and that all such recipients shall certify and disclose accordingly.



**ATTACHMENT A - EMPLOYMENT AND MATERIALS  
PREFERENCE FOR APPALACHIAN DEVELOPMENT  
HIGHWAY SYSTEM OR APPALACHIAN LOCAL ACCESS  
ROAD CONTRACTS**

This provision is applicable to all Federal-aid projects funded under the Appalachian Regional Development Act of 1965.

1. During the performance of this contract, the contractor undertaking to do work which is, or reasonably may be, done as on-site work, shall give preference to qualified persons who regularly reside in the labor area as designated by the DOL wherein the contract work is situated, or the subregion, or the Appalachian counties of the State wherein the contract work is situated, except:

a. To the extent that qualified persons regularly residing in the area are not available.

b. For the reasonable needs of the contractor to employ supervisory or specially experienced personnel necessary to assure an efficient execution of the contract work.

c. For the obligation of the contractor to offer employment to present or former employees as the result of a lawful collective bargaining contract, provided that the number of nonresident persons employed under this subparagraph (1c) shall not exceed 20 percent of the total number of employees employed by the contractor on the contract work, except as provided in subparagraph (4) below.

2. The contractor shall place a job order with the State Employment Service indicating (a) the classifications of the laborers, mechanics and other employees required to perform the contract work, (b) the number of employees required in each classification, (c) the date on which the participant estimates such employees will be required, and (d) any other pertinent information required by the State Employment Service to complete the job order form. The job order may be placed with the State Employment Service in writing or by telephone. If during the course of the contract work, the information submitted by the contractor in the original job order is substantially modified, the participant shall promptly notify the State Employment Service.

3. The contractor shall give full consideration to all qualified job applicants referred to him by the State Employment Service. The contractor is not required to grant employment to any job applicants who, in his opinion, are not qualified to perform the classification of work required.

4. If, within one week following the placing of a job order by the contractor with the State Employment Service, the State Employment Service is unable to refer any qualified job applicants to the contractor, or less than the number requested, the State Employment Service will forward a certificate to the contractor indicating the unavailability of applicants. Such certificate shall be made a part of the contractor's permanent project records. Upon receipt of this certificate, the contractor may employ persons who do not normally reside in the labor area to fill positions covered by the certificate, notwithstanding the provisions of subparagraph (1c) above.

5. The provisions of 23 CFR 633.207(e) allow the contracting agency to provide a contractual preference for the use of mineral resource materials native to the Appalachian region.

6. The contractor shall include the provisions of Sections 1 through 4 of this Attachment A in every subcontract for work which is, or reasonably may be, done as on-site work.

## **Non-discrimination Provisions**

**During the performance of this contract, the contractor, for itself, its assignees, and successors in interest (hereinafter referred to as the "contractor") agrees as follows:**

**1. Compliance with Regulations:** The contractor (hereinafter includes consultants) will comply with the Acts and the Regulations relative to Non-discrimination in Federally-assisted programs of the U.S. Department of Transportation, Federal Highway Administration, as they may be amended from time to time, which are herein incorporated by reference and made a part of this contract.

**2. Non-discrimination:** The contractor, with regard to the work performed by it during the contract, will not discriminate on the grounds of race, color, or national origin in the selection and retention of subcontractors, including procurements of materials and leases of equipment. The contractor will not participate directly or indirectly in the discrimination prohibited by the Acts and the Regulations, including employment practices when the contract covers any activity, project, or program set forth in Appendix B of 49 CFR Part 21.

**3. Solicitations for Subcontracts, Including Procurements of Materials and Equipment:** In all solicitations, either by competitive bidding, or negotiation made by the contractor for work to be performed under a subcontract, including procurements of materials, or leases of equipment, each potential subcontractor or supplier will be notified by the contractor of the contractor's obligations under this contract and the Acts and the Regulations relative to Non-discrimination on the grounds of race, color, or national origin.

**4. Information and Reports:** The contractor will provide all information and reports required by the Acts, the Regulations, and directives issued pursuant thereto and will permit access to its books, records, accounts, other sources of information, and its facilities as may be determined by the Recipient or the Federal Highway Administration to be pertinent to ascertain compliance with such Acts, Regulations, and instructions. Where any information required of a contractor is in the exclusive possession of another who fails or refuses to furnish the information, the contractor will so certify to the Recipient or the Federal Highway Administration, as appropriate, and will set forth what efforts it has made to obtain the information.

**5. Sanctions for Noncompliance:** In the event of a contractor's noncompliance with the Non-discrimination provisions of this contract, the Recipient will impose such contract sanctions as it or the Federal Highway Administration may determine to be appropriate, including, but not limited to:

- a. Withholding payments to the contractor under the contract until the contractor complies; and/or
- b. Cancelling, terminating, or suspending a contract, in whole or in part.

**6. Incorporation of Provisions:** The contractor will include the provisions of paragraphs one through six in every subcontract, including procurements of materials and leases of equipment, unless exempt by the Acts, the Regulations and directives issued pursuant thereto. The contractor will take action with respect to any subcontract or procurement as the Recipient or the Federal Highway Administration may direct as a means of enforcing such provisions including sanctions for noncompliance. Provided, that if the contractor becomes involved in, or is threatened with litigation by a subcontractor, or supplier because of such direction, the contractor may request the Recipient to enter into any litigation to protect the interests of the Recipient. In addition, the contractor may request the United States to enter into the litigation to protect the interests of the United States.

**During the performance of this contract, the contractor, for itself, its assignees, and successors in interest (hereinafter referred to as the "contractor") agrees to comply with the following non-discrimination statutes and authorities; including but not limited to:**

**Pertinent Non-Discrimination Authorities:**

- Title VI of the Civil Rights Act of 1964 (42 U.S.C. § 2000d et seq., 78 stat. 252), (prohibits discrimination on the basis of race, color, national origin); and 49 CFR Part 21.
- The Uniform Relocation Assistance and Real Property Acquisition Policies Act of 1970, (42 U.S.C. § 4601), (prohibits unfair treatment of persons displaced or whose property has been acquired because of Federal or Federal-aid programs and projects);
- Federal-Aid Highway Act of 1973, (23 U.S.C. § 324 et seq.), (prohibits discrimination on the basis of sex);
- Section 504 of the Rehabilitation Act of 1973, (29 U.S.C. § 794 et seq.), as amended, (prohibits discrimination on the basis of disability); and 49 CFR Part 27;
- The Age Discrimination Act of 1975, as amended, (42 U.S.C. § 6101 et seq.), (prohibits discrimination on the basis of age);
- Airport and Airway Improvement Act of 1982, (49 USC § 471, Section 47123), as amended, (prohibits discrimination based on race, creed, color, national origin, or sex);
- The Civil Rights Restoration Act of 1987, (PL 100-209), (Broadened the scope, coverage and applicability of Title VI of the Civil Rights Act of 1964, The Age Discrimination Act of 1975 and Section 504 of the Rehabilitation Act of 1973, by expanding the definition of the terms "programs or activities" to include all of the programs or activities of the Federal-aid recipients, sub-recipients and contractors, whether such programs or activities are Federally funded or not);
- Titles II and III of the Americans with Disabilities Act, which prohibit discrimination on the basis of disability in the operation of public entities, public and private transportation systems, places of public accommodation, and certain testing entities (42 U.S.C. §§ 12131-12189) as implemented by Department of Transportation regulations at 49 C.F.R. parts 37 and 38;
- The Federal Aviation Administration's Non-discrimination statute (49 U.S.C. § 47123) (prohibits discrimination on the basis of race, color, national origin, and sex);



- Executive Order 12898, Federal Actions to Address Environmental Justice in Minority Populations and Low-Income Populations, which ensures Non-discrimination against minority populations by discouraging programs, policies, and activities with disproportionately high and adverse human health or environmental effects on minority and low-income populations;
- Executive Order 13166, Improving Access to Services for Persons with Limited English Proficiency, and resulting agency guidance, national origin discrimination includes discrimination because of Limited English proficiency (LEP). To ensure compliance with Title VI, you must take reasonable steps to ensure that LEP persons have meaningful access to your programs (70 Fed. Reg. at 74087 to 74100);
- Title IX of the Education Amendments of 1972, as amended, which prohibits you from discriminating because of sex in education programs or activities (20 U.S.C. 1681 et seq).

SEPTEMBER 2002

**NOTICE OF REQUIREMENT FOR AFFIRMATIVE ACTION TO ENSURE  
EQUAL EMPLOYMENT OPPORTUNITY (EXECUTIVE ORDER 11246)**

1. The Offeror's or Bidder's attention is called to the "Employment Practices" and "Equal Opportunity Clause" set forth in the Required Contract Provisions, FHWA 1273.
2. The goals and timetables for minority and female participation expressed in percentage terms for the contractor's aggregate work force in each trade, on all construction work in the covered area, are as follows:

**Goals for Minority Participation for Each Trade:**

<u>County</u>	<u>%</u>	<u>County</u>	<u>%</u>	<u>County</u>	<u>%</u>
Adams	1.7	Iowa	1.7	Polk	2.2
Ashland	1.2	Iron	1.2	Portage	0.6
Barron	0.6	Jackson	0.6	Price	0.6
Bayfield	1.2	Jefferson	7.0	Racine	8.4
Brown	1.3	Juneau	0.6	Richland	1.7
Buffalo	0.6	Kenosha	3.0	Rock	3.1
Burnett	2.2	Kewaunee	1.0	Rusk	0.6
Calumet	0.9	La Crosse	0.9	St. Croix	2.9
Chippewa	0.5	Lafayette	0.5	Sauk	1.7
Clark	0.6	Langlade	0.6	Sawyer	0.6
Columbia	1.7	Lincoln	0.6	Shawano	1.0
Crawford	0.5	Manitowoc	1.0	Sheboygan	7.0
Dane	2.2	Marathon	0.6	Taylor	0.6
Dodge	7.0	Marinette	1.0	Trempealeau	0.6
Door	1.0	Marquette	1.7	Vernon	0.6
Douglas	1.0	Menominee	1.0	Vilas	0.6
Dunn	0.6	Milwaukee	8.0	Walworth	7.0
Eau Claire	0.5	Monroe	0.6	Washburn	0.6
Florence	1.0	Oconto	1.0	Washington	8.0
Fond du Lac	1.0	Oneida	0.6	Waukesha	8.0
Forest	1.0	Outagamie	0.9	Waupaca	1.0
Grant	0.5	Ozaukee	8.0	Waushara	1.0
Green	1.7	Pepin	0.6	Winnebago	0.9
Green Lake	1.0	Pierce	2.2	Wood	0.6

**Goals for female participation for each trade: 6.9%**

These goals are applicable to all the contractor's construction work, (whether or not it is federal or federally assisted), performed in the covered area. If the contractor performs construction work in the geographical area located outside of the covered area, it shall apply the goals established for such geographical area where the work is actually performed. With regard to this second area, the contractor also is subject to the goals for both its federally involved and nonfederally involved construction.

The contractor's compliance with the Executive Order and the Regulations in 41 CFR Part 60-4 shall be based on its implementation of the Equal Opportunity Clause, specific affirmative action obligations required by the specifications set forth in 41 CFR 60-4.3(a), and its efforts to meet the goals. The hours of minority and female employment and training must be substantially uniform throughout the length of the contract, and in each trade, and the contractor shall make a good faith effort to employ minorities and women evenly on each of its projects. The transfer of minority or female employees or trainees from contractor to contractor or from project to project for the sole purpose of meeting the contractor's goals shall be a violation of the contract, the Executive Order and the Regulations in 41 CFR Part 60-4. Compliance with the goals will be measured against the total work hours performed.

3. The contractor shall provide written notification to the Director of the Office of Federal Contract Compliance Programs within ten (10) working days of award of any construction subcontract in excess of \$10,000.00 at any tier for construction work under the contract resulting from this solicitation. The notification shall list the name, address and telephone number of the subcontractor, employer identification number of the subcontractor; estimated dollar amount of the subcontract; estimated starting and completion dates of the subcontract; and the geographical area in which the subcontract is to be performed.

As referred to in this section, the Director means:

Director  
Office of Federal Contract Compliance Programs  
Ruess Federal Plaza  
310 W. Wisconsin Ave., Suite 1115  
Milwaukee, WI 53202

The "Employer Identification Number" means the Federal Social Security number used on the Employer's Quarterly Federal Tax Return, U.S. Treasury Department Form 941.

4. As used in this notice, and in the contract resulting from solicitation, the "covered area" is the county(ies) in Wisconsin to which this proposal applies.

**APRIL 2013**

**ADDITIONAL FEDERAL-AID PROVISIONS**

**NOTICE TO ALL BIDDERS**

To report bid rigging activities call:

**1-800-424-9071**

The U.S. Department of Transportation (DOT) operates the above toll-free "hotline" Monday through Friday, 8:00 a.m. to 5:00 p.m., Eastern Time. Anyone with knowledge of possible bid rigging, bidding collusion, or other fraudulent activities should use the "hotline" to report such activities.

The "hotline" is part of the DOT's continuing effort to identify and investigate highway construction contract fraud and abuse and is operated under the direction of the DOT Inspector General. All information will be treated confidentially and caller anonymity will be respected.

**Effective August 2015 letting**

### **BUY AMERICA PROVISION**

All steel and iron materials permanently incorporated in this project shall be domestic products and all manufacturing and coating processes for these materials from smelting forward in the manufacturing process must have occurred within the United States. Coating includes epoxy coating, galvanizing, painting and any other coating that protects or enhances the value of a material subject to the requirements of Buy America. The exemption of this requirement is the minimal use of foreign materials if the total cost of such material permanently incorporated in the product does not exceed one-tenth of one percent (1/10 of 1%) of the total contract cost or \$2,500.00, whichever is greater. For purposes of this paragraph, the cost is that shown to be the value of the subject products as they are delivered to the project. The contractor shall take actions and provide documentation conforming to CMM 2-28.5 to ensure compliance with this "Buy America" provision.

<https://wisconsindot.gov/rdwy/cmm/cm-02-28.pdf>

Upon completion of the project certify to the engineer, in writing using department form WS4567, that all steel, iron, and coating processes for steel or iron incorporated into the contract work conform to these "Buy America" provisions. Attach a list of exemptions and their associated costs to the certification form. Department form WS4567 is available at:

<https://wisconsindot.gov/hcciDocs/contracting-info/ws4567.doc>

## Cargo Preference Act Requirement

All Federal-aid projects shall comply with 46 CFR 381.7 (a) – (b) as follows:

*(a) Agreement Clauses. "Use of United States-flag vessels:"*

(1) Pursuant to Pub. L. 664 (43 U.S.C. 1241(b)) at least 50 percent of any equipment, materials or commodities procured, contracted for or otherwise obtained with funds granted, guaranteed, loaned, or advanced by the U.S. Government under this agreement, and which may be transported by ocean vessel, shall be transported on privately owned United States-flag commercial vessels, if available.

(2) Within 20 days following the date of loading for shipments originating within the United States or within 30 working days following the date of loading for shipments originating outside the United States, a legible copy of a rated, 'on-board' commercial ocean bill-of-lading in English for each shipment of cargo described in paragraph (a)(1) of this section shall be furnished to both the Contracting Officer (through the prime contractor in the case of subcontractor bills-of-lading) and to the Division of National Cargo, Office of Market Development, Maritime Administration, Washington, DC 20590."

*(b) Contractor and Subcontractor Clauses. "Use of United States-flag vessels: The contractor agrees—"*

(1) To utilize privately owned United States-flag commercial vessels to ship at least 50 percent of the gross tonnage (computed separately for dry bulk carriers, dry cargo liners, and tankers) involved, whenever shipping any equipment, material, or commodities pursuant to this contract, to the extent such vessels are available at fair and reasonable rates for United States-flag commercial vessels.

(2) To furnish within 20 days following the date of loading for shipments originating within the United States or within 30 working days following the date of loading for shipments originating outside the United States, a legible copy of a rated, 'on-board' commercial ocean bill-of-lading in English for each shipment of cargo described in paragraph (b) (1) of this section to both the Contracting Officer (through the prime contractor in the case of subcontractor bills-of-lading) and to the Division of National Cargo, Office of Market Development, Maritime Administration, Washington, DC 20590.

(3) To insert the substance of the provisions of this clause in all subcontracts issued pursuant to this contract.

**WISCONSIN DEPARTMENT OF TRANSPORTATION  
DIVISION OF TRANSPORTATION AND SYSTEM DEVELOPMENT**

**SUPPLEMENTAL REQUIRED CONTRACT PROVISIONS  
FOR PROJECTS WITH FEDERAL AID**

**I. PREVAILING WAGE RATES**

The attached U.S. Department of Labor (Davis-Bacon Minimum Wage Rates) furnishes the minimum prevailing wage rates pursuant to the Davis-Bacon and Related Acts. The wage rates shown are the minimum rates required by the contract to be paid during its life, however this is not a representation that labor can be obtained at these rates. It is the responsibility of bidders to inform themselves as to the local labor conditions and prospective changes or adjustments of wage rates. No increase in the contract price will be allowed or authorized on account of the payment of wage rates in excess of those listed herein.

**II. COVERAGE OF TRUCK DRIVERS**

Truck drivers are covered by Davis-Bacon Minimum Wage Rates in the following circumstances:

- Drivers of a contractor or subcontractor for time spent working on the site of the work.
- Drivers of a contractor or subcontractor for time spent loading and/or unloading materials and supplies on the site of the work, if such time is not de minimis. [https://www.dol.gov/whd/FOH/FOH\\_Ch15.pdf](https://www.dol.gov/whd/FOH/FOH_Ch15.pdf)
- Truck drivers transporting materials or supplies between a facility that is deemed part of the site of the work and the actual construction site.
- Truck drivers transporting portions of the building or work between a site established specifically for the performance of the contract where a significant portion of such building or work is constructed and the physical place where the building or work called for in the contract will remain.

Truck drivers are not covered by Davis-Bacon Minimum Wage Rates in the following circumstances:

- Material delivery truck drivers while off the site of the work.
- Drivers of a contractor or subcontractor traveling between a Davis-Bacon job and a commercial supply facility while they are off the site of the work."
- Truck drivers whose time spent on the site of the work is de minimis, such as only a few minutes at a time merely to pick up or drop off materials or supplies.

Details are available online at:

<https://www.dol.gov/whd/recovery/pwrb/Tab9.pdf>

<https://wisconsindot.gov/Pages/doing-bus/civil-rights/labornwage/trckng.aspx>

### **III. POSTINGS AT THE SITE OF THE WORK**

In addition to the required postings furnished by the department, the contractor shall post the following in at least one conspicuous and accessible place at the site of work:

- a. A copy of the contractor's Equal Employment Opportunity Policy.

All required documents shall be posted by the first day of work and be accurate and complete. Postings must be readable, in an area where they will be noticed, and maintained until the last day of work.

### **IV. RESOURCES**

Required information regarding compliance with federal provisions is found in the following resources:

- FHWA-1273 included in this contract
- U.S. Department of Labor Prevailing Wage Resource Book
- U.S. Department of Labor Field Operations Handbook
- U.S. Code of Federal Regulations
- Any applicable law, Act, or Executive Order enacted by the federal government at the time of the letting of this contract



"General Decision Number: WI20190010 08/16/2019

Superseded General Decision Number: WI20180010

State: Wisconsin

Construction Type: Highway

Counties: Wisconsin Statewide.

HIGHWAY, AIRPORT RUNWAY & TAXIWAY CONSTRUCTION PROJECTS (does not include bridges over navigable waters; tunnels; buildings in highway rest areas; and railroad construction)

Note: Under Executive Order (EO) 13658, an hourly minimum wage of \$10.60 for calendar year 2019 applies to all contracts subject to the Davis-Bacon Act for which the contract is awarded (and any solicitation was issued) on or after January 1, 2015. If this contract is covered by the EO, the contractor must pay all workers in any classification listed on this wage determination at least \$10.60 per hour (or the applicable wage rate listed on this wage determination, if it is higher) for all hours spent performing on the contract in calendar year 2019. If this contract is covered by the EO and a classification considered necessary for performance of work on the contract does not appear on this wage determination, the contractor must pay workers in that classification at least the wage rate determined through the conformance process set forth in 29 CFR 5.5(a)(1)(ii) (or the EO minimum wage rate, if it is higher than the conformed wage rate). The EO minimum wage rate will be adjusted annually. Please note that this EO applies to the above-mentioned types of contracts entered into by the federal government that are subject to the Davis-Bacon Act itself, but it does not apply to contracts subject only to the Davis-Bacon Related Acts, including those set forth at 29 CFR 5.1(a)(2)-(60). Additional information on contractor requirements and worker protections under the EO is available at [www.dol.gov/whd/govcontracts](http://www.dol.gov/whd/govcontracts).

Modification Number      Publication Date

0	01/04/2019
1	02/22/2019
2	05/17/2019
3	07/26/2019
4	08/16/2019

BRWI0001-002 06/01/2018

CRAWFORD, JACKSON, JUNEAU, LA CROSSE, MONROE, TREMPLEAU, AND  
VERNON COUNTIES

	Rates	Fringes
BRICKLAYER.....	\$ 33.06	22.65
-----		

BRWI0002-002 06/01/2018

ASHLAND, BAYFIELD, DOUGLAS, AND IRON COUNTIES

	Rates	Fringes
BRICKLAYER.....	\$ 38.87	21.26
-----		

BRWI0002-005 06/01/2018

ADAMS, ASHLAND, BARRON, BROWN, BURNETT, CALUMET, CHIPPEWA,  
CLARK, COLUMBIA, DODGE, DOOR, DUNN, FLORENCE, FOND DU LAC,  
FOREST, GREEN LAKE, IRON, JEFFERSON, KEWAUNEE, LANGLADE,  
LINCOLN, MANITOWOC, MARATHON, MARINETTE, MARQUETTE, MENOMINEE,  
OCONTO, ONEIDA, OUTAGAMIE, POLK, PORTAGE, RUSK, ST CROIX, SAUK,  
SHAWANO, SHEBOYGAN, TAYLOR, VILAS, WALWORTH, WAUPACA, WAUSHARA,  
WINNEBAGO, AND WOOD COUNTIES

	Rates	Fringes
CEMENT MASON/CONCRETE FINISHER...	\$ 35.39	21.46
-----		

BRWI0003-002 06/01/2018

BROWN, DOOR, FLORENCE, KEWAUNEE, MARINETTE, AND OCONTO COUNTIES

Rates	Fringes
-------	---------

BRICKLAYER.....	\$ 33.44	22.27
-----------------	----------	-------

-----  
BRWI0004-002 06/01/2018

KENOSHA, RACINE, AND WALWORTH COUNTIES

Rates	Fringes
-------	---------

BRICKLAYER.....	\$ 37.66	23.35
-----------------	----------	-------

-----  
BRWI0006-002 06/01/2018

ADAMS, CLARK, FOREST, LANGLADE, LINCOLN, MARATHON, MENOMINEE,  
ONEIDA, PORTAGE, PRICE, TAYLOR, VILAS AND WOOD COUNTIES

Rates	Fringes
-------	---------

BRICKLAYER.....	\$ 34.30	21.41
-----------------	----------	-------

-----  
BRWI0007-002 06/01/2018

GREEN, LAFAYETTE, AND ROCK COUNTIES

Rates	Fringes
-------	---------

BRICKLAYER.....	\$ 34.82	22.59
-----------------	----------	-------

-----  
BRWI0008-002 06/01/2018

MILWAUKEE, OZAUKEE, WASHINGTON, AND WAUKESHA COUNTIES

Rates	Fringes
-------	---------

BRICKLAYER.....	\$ 38.03	22.55
-----------------	----------	-------

-----  
BRWI0011-002 06/01/2018

CALUMET, FOND DU LAC, MANITOWOC, AND SHEBOYGAN COUNTIES

Rates	Fringes
-------	---------

BRICKLAYER.....	\$ 33.44	22.27
-----------------	----------	-------

-----  
BRWI0019-002 06/01/2018

BARRON, BUFFALO, BURNETT, CHIPPEWA, DUNN, EAU CLAIRE, PEPIN,  
PIERCE, POLK, RUSK, ST. CROIX, SAWYER AND WASHBURN COUNTIES

	Rates	Fringes
BRICKLAYER.....	\$ 32.97	22.74
-----		
BRWI0034-002 06/01/2018		

COLUMBIA AND SAUK COUNTIES

	Rates	Fringes
BRICKLAYER.....	\$ 34.80	22.61
-----		
CARP0087-001 05/01/2016		

BURNETT (W. of Hwy 48), PIERCE (W. of Hwy 29), POLK (W. of Hwys  
35, 48 & 65), AND ST. CROIX (W. of Hwy 65) COUNTIES

	Rates	Fringes
Carpenter & Piledrivermen.....	\$ 36.85	18.39
-----		
CARP0252-002 06/01/2016		

ADAMS, BARRON, BAYFIELD (Eastern 2/3), BROWN, BUFFALO,  
BURNETT (E. of Hwy 48), CALUMET, CHIPPEWA, CLARK, COLUMBIA,  
CRAWFORD, DANE, DODGE, DOOR, DUNN, EAU CLAIRE, FLORENCE (except  
area bordering Michigan State Line), FOND DU LAC, FOREST,  
GRANT, GREEN, GREEN LAKE, IOWA, IRON, JACKSON, JEFFERSON,  
JUNEAU, KEWAUNEE, LA CROSSE, LAFAYETTE, LANGLADE, LINCOLN,  
MANITOWOC, MARATHON, MARINETTE (except N.E. corner), MARQUETTE,  
MENOMINEE, MONROE, OCONTO, ONEIDA, OUTAGAMIE, PEPIN, PIERCE (E.  
of Hwys 29 & 65), POLK (E. of Hwys 35, 48 & 65), PORTAGE,  
PRICE, RICHLAND, ROCK, RUSK, SAUK, SAWYER, SHAWANO, SHEBOYGAN,  
ST CROIX (E. of Hwy 65), TAYLOR, TREMPLEAU, VERNON, VILAS,  
WALWORTH, WASHBURN, WAUPACA, WAUSHARA, WINNEBAGO, AND WOOD  
COUNTIES

Rates	Fringes
-------	---------

CARPENTER

CARPENTER.....	\$ 33.56	18.00
MILLWRIGHT.....	\$ 35.08	18.35
PILEDRIVER.....	\$ 34.12	18.00

-----  
CARP0252-010 06/01/2016

ASHLAND COUNTY

	Rates	Fringes
--	-------	---------

Carpenters

Carpenter.....	\$ 33.56	18.00
Millwright.....	\$ 35.08	18.35
Pile Driver.....	\$ 34.12	18.00

-----  
CARP0264-003 06/01/2016

KENOSHA, MILWAUKEE, OZAUKEE, RACINE, WAUKESHA, AND WASHINGTON  
COUNTIES

	Rates	Fringes
--	-------	---------

CARPENTER.....	\$ 35.78	22.11
----------------	----------	-------

-----  
CARP0361-004 05/01/2018

BAYFIELD (West of Hwy 63) AND DOUGLAS COUNTIES

	Rates	Fringes
--	-------	---------

CARPENTER.....	\$ 36.15	20.43
----------------	----------	-------

-----  
CARP2337-001 06/01/2016

ZONE A: MILWAUKEE, OZAUKEE, WAUKESHA AND WASHINGTON

ZONE B: KENOSHA & RACINE

	Rates	Fringes
--	-------	---------

PILEDRIVERMAN

Zone A.....	\$ 31.03	22.69
Zone B.....	\$ 31.03	22.69

-----

ELEC0014-002 06/04/2018

ASHLAND, BARRON, BAYFIELD, BUFFALO, BURNETT, CHIPPEWA, CLARK  
(except Maryville, Colby, Unity, Sherman, Fremont, Lynn &  
Sherwood), CRAWFORD, DUNN, EAU CLAIRE, GRANT, IRON, JACKSON, LA  
CROSSE, MONROE, PEPIN, PIERCE, POLK, PRICE, RICHLAND, RUSK, ST  
CROIX, SAWYER, TAYLOR, TREMPLEAU, VERNON, AND WASHBURN  
COUNTIES

	Rates	Fringes
Electricians:.....	\$ 34.21	20.46

-----

ELEC0014-007 06/05/2018

REMAINING COUNTIES

	Rates	Fringes
Teledata System Installer		
Installer/Technician.....	\$ 26.25	13.92

Low voltage construction, installation, maintenance and  
removal of teledata facilities (voice, data, and video)  
including outside plant, telephone and data inside wire,  
interconnect, terminal equipment, central offices, PABX,  
fiber optic cable and equipment, micro waves, V-SAT,  
bypass, CATV, WAN (wide area networks), LAN (local area  
networks), and ISDN (integrated systems digital network).

-----

ELEC0127-002 06/01/2018

KENOSHA COUNTY

	Rates	Fringes
Electricians:.....	\$ 39.50	30%+11.32

-----

ELEC0158-002 06/04/2018

BROWN, DOOR, KEWAUNEE, MANITOWOC (except Schleswig),  
MARINETTE(Wausaukee and area South thereof), OCONTO, MENOMINEE  
(East of a ine 6 miles West of the West boundary of Oconto  
County), SHAWANO (Except Area North of Townships of Aniwa and  
Hutchins) COUNTIES

	Rates	Fringes
Electricians:.....	\$ 32.50	19.68
-----		
ELEC0159-003 06/01/2018		

COLUMBIA, DANE, DODGE (Area West of Hwy 26, except Chester and  
Emmet Townships), GREEN, LAKE (except Townships of Berlin,  
Seneca, and St. Marie), IOWA, MARQUETTE (except Townships of  
Neshkoka, Crystal Lake, Newton, and Springfield), and SAUK  
COUNTIES

	Rates	Fringes
Electricians:.....	\$ 39.04	21.56
-----		
ELEC0219-004 06/01/2016		

FLORENCE COUNTY (Townships of Aurora, Commonwealth, Fern,  
Florence and Homestead) AND MARINETTE COUNTY (Township of  
Niagara)

	Rates	Fringes
Electricians:		
Electrical contracts over		
\$180,000.....	\$ 32.38	18.63
Electrical contracts under		
\$180,000.....	\$ 30.18	18.42
-----		
ELEC0242-005 05/16/2018		

DOUGLAS COUNTY

Rates	Fringes
-------	---------

Electricians:.....\$ 36.85                      26.17

-----  
ELEC0388-002 06/03/2018

ADAMS, CLARK (Colby, Freemont, Lynn, Mayville, Sherman,  
Sherwood, Unity), FOREST, JUNEAU, LANGLADE, LINCOLN, MARATHON,  
MARINETTE (Beecher, Dunbar, Goodman & Pembine), MENOMINEE (Area  
West of a line 6 miles West of the West boundary of Oconto  
County), ONEIDA, PORTAGE, SHAWANO (Aniwa and Hutchins), VILAS  
AND WOOD COUNTIES

Rates                      Fringes

Electricians:.....\$ 32.55                      19.02

-----  
ELEC0430-002 06/01/2019

RACINE COUNTY (Except Burlington Township)

Rates                      Fringes

Electricians:.....\$ 40.30                      22.04

-----  
ELEC0494-005 06/01/2018

MILWAUKEE, OZAUKEE, WASHINGTON, AND WAUKESHA COUNTIES

Rates                      Fringes

Electricians:.....\$ 39.31                      24.69

-----  
ELEC0494-006 06/01/2018

CALUMET (Township of New Holstein), DODGE (East of Hwy 26  
including Chester Township), FOND DU LAC, MANITOWOC  
(Schleswig), and SHEBOYGAN COUNTIES

Rates                      Fringes

Electricians:.....\$ 33.40                      22.08

-----  
ELEC0494-013 06/01/2018



DODGE (East of Hwy 26 including Chester Twp, excluding Emmet Twp), FOND DU LAC (Except Waupuin), MILWAUKEE, OZAUKEE, MANITOWOC (Schleswig), WASHINGTON, AND WAUKESHA COUNTIES

	Rates	Fringes
Sound & Communications		
Installer.....	\$ 19.56	15.78
Technician.....	\$ 28.99	16.25

Installation, testing, maintenance, operation and servicing of all sound, intercom, telephone interconnect, closed circuit TV systems, radio systems, background music systems, language laboratories, electronic carillion, antenna distribution systems, clock and program systems and low-voltage systems such as visual nurse call, audio/visual nurse call systems, doctors entrance register systems. Includes all wire and cable carrying audio, visual, data, light and radio frequency signals. Includes the installation of conduit, wiremold, or raceways in existing structures that have been occupied for six months or more where required for the protection of the wire or cable, but does not mean a complete conduit or raceway system. work covered does not include the installation of conduit, wiremold or any raceways in any new construction, or the installation of power supply outlets by means of which external electric power is supplied to any of the foregoing equipment or products

-----  
ELEC0577-003 06/01/2018

CALUMET (except Township of New Holstein), GREEN LAKE (N. part including Townships of Berlin, St Marie, and Seneca), MARQUETTE (N. part including Townships of Crystal Lake, Neshkoro, Newton, and Springfield), OUTAGAMIE, WAUPACA, WAUSHARA, AND WINNEBAGO COUNTIES

	Rates	Fringes
Electricians:.....	\$ 32.18	18.59

-----  
ELEC0890-003 06/01/2018

DODGE (Emmet Township only), GREEN, JEFFERSON, LAFAYETTE,  
RACINE (Burlington Township), ROCK AND WALWORTH COUNTIES

	Rates	Fringes
Electricians:.....	\$ 34.15	19.63

-----  
ELEC0953-001 07/01/2015

	Rates	Fringes
Line Construction:		
(1) Lineman.....	\$ 42.14	32% + 5.00
(2) Heavy Equipment Operator.....	\$ 40.03	32% + 5.00
(3) Equipment Operator.....	\$ 33.71	32% + 5.00
(4) Heavy Groundman Driver..	\$ 26.78	14.11
(5) Light Groundman Driver..	\$ 24.86	13.45
(6) Groundsman.....	\$ 23.18	32% + 5.00

-----  
ENGI0139-005 06/03/2019

	Rates	Fringes
Power Equipment Operator		
Group 1.....	\$ 41.17	23.03
Group 2.....	\$ 40.67	23.03
Group 3.....	\$ 40.17	23.03
Group 4.....	\$ 39.91	23.03
Group 5.....	\$ 39.62	23.03
Group 6.....	\$ 33.72	23.03

HAZARDOUS WASTE PREMIUMS:

EPA Level ""A"" protection - \$3.00 per hour

EPA Level ""B"" protection - \$2.00 per hour

EPA Level ""C"" protection - \$1.00 per hour

POWER EQUIPMENT OPERATORS CLASSIFICATIONS

GROUP 1: Cranes, tower cranes, and derricks with or without  
attachments with a lifting capacity of over 100 tons; or  
cranes, tower cranes, and derricks with boom, leads and/or  
jib lengths measuring 176 feet or longer.

GROUP 2: Cranes, tower cranes and derricks with or without attachments with a lifting capacity of 100 tons or less; or cranes, tower cranes, and derricks with boom, leads, and/or jibs lengths measuring 175 feet or under and Backhoes (excavators) weighing 130,000 lbs and over; caisson rigs; pile driver; dredge operator; dredge engineer; Boat Pilot.

GROUP 3: Mechanic or welder - Heavy duty equipment; cranes with a lifting capacity of 25 tons or under; concrete breaker (manual or remote); vibratory/sonic concrete breaker; concrete laser screed; concrete slipform paver; concrete batch plant operator; concrete pvt. spreader - heavy duty (rubber tired); concrete spreader & distributor; automatic subgrader (concrete); concrete grinder & planing machine; concrete slipform curb & gutter machine; slipform concrete placer; tube finisher; hydro blaster (10,000 psi & over); bridge paver; concrete conveyor system; concrete pump; Rotec type Conveyor; stabilizing mixer (self-propelled); shoulder widener; asphalt plant engineer; bituminous paver; bump cutter & grooving machine; milling machine; screed (bituminous paver); asphalt heater, planer & scarifier; Backhoes (excavators) weighing under 130,000 lbs; grader or motor patrol; tractor (scraper, dozer, pusher, loader); scraper - rubber tired (single or twin engine); endloader; hydraulic backhoe (tractor type); trenching machine; skid rigs; tractor, side boom (heavy); drilling or boring machine (mechanical heavy); roller over 5 tons; percussion or rotary drilling machine; air track; blaster; loading machine (conveyor); tugger; boatmen; winches & A-frames; post driver; material hoist.

GROUP 4: Greaser, roller steel (5 tons or less); roller (pneumatic tired) - self propelled; tractor (mounted or towed compactors & light equipment); shouldering machine; self-propelled chip spreader; concrete spreader; finishing machine; mechanical float; curing machine; power subgrader; joint sawer (multiple blade) belting machine; burlap machine; texturing machine; tractor endloader (rubber tired) - light; jeep digger; forklift; mulcher; launch operator; fireman, environmental burner

GROUP 5: Air compressor; power pack; vibrator hammer and extractor; heavy equipment, leadman; tank car heaters; stump chipper; curb machine operator; Concrete

proportioning plants; generators; mudjack operator; rock breaker; crusher or screening plant; screed (milling machine); automatic belt conveyor and surge bin; pug mill operator; Oiler, pump (over 3 inches); Drilling Machine Tender.

GROUP 6: Off-road material hauler with or without ejector.

-----  
IRON0008-002 06/03/2018

BROWN, CALUMET, DOOR, FOND DU LAC, KEWAUNEE, MANITOWOC,  
MARINETTE, OCONTO, OUTAGAMI, SHAWANO, SHEBOYGAN, AND WINNEBAGO  
COUNTIES:

	Rates	Fringes
IRONWORKER.....	\$ 32.98	27.47

Paid Holidays: New Year's Day, Memorial Day, July 4th, Labor  
Day, Thanksgiving Day & Christmas Day.

-----  
IRON0008-003 06/03/2018

KENOSHA, MILWAUKEE, OZAUKEE, RACINE, WALWORTH (N.E. 2/3),  
WASHINGTON, AND WAUKESHA COUNTIES

	Rates	Fringes
IRONWORKER.....	\$ 34.88	27.72

Paid Holidays: New Year's Day, Memorial Day, July 4th, Labor  
Day, Thanksgiving Day & Christmas Day.

-----  
IRON0383-001 06/01/2018

ADAMS, COLUMBIA, CRAWFORD, DANE, DODGE, FLORENCE, FOREST,  
GRANT, GREENE, (Excluding S.E. tip), GREEN LAKE, IOWA,  
JEFFERSON, JUNEAU, LA CROSSE, LAFAYETTE, LANGLADE, MARATHON,  
MARQUETTE, MENOMINEE, MONROE, PORTAGE, RICHLAND, ROCK (Northern  
area, vicinity of Edgerton and Milton), SAUK, VERNON, WAUPACA,

WAUSHARA, AND WOOD COUNTIES

	Rates	Fringes
IRONWORKER.....	\$ 35.00	25.22
-----		
IRON0498-005 06/01/2016		

GREEN (S.E. 1/3), ROCK (South of Edgerton and Milton), and  
WALWORTH (S.W. 1/3) COUNTIES:

	Rates	Fringes
IRONWORKER.....	\$ 36.29	30.77
-----		
IRON0512-008 05/01/2018		

BARRON, BUFFALO, CHIPPEWA, CLARK, DUNN, EAU CLAIRE, JACKSON,  
PEPIN, PIERCE, POLK, RUSK, ST CROIX, TAYLOR, AND TREMPPEALEAU  
COUNTIES

	Rates	Fringes
IRONWORKER.....	\$ 37.10	10.10
-----		
IRON0512-021 05/01/2018		

ASHLAND, BAYFIELD, BURNETT, DOUGLAS, IRON, LINCOLN, ONEIDA,  
PRICE, SAWYER, VILAS AND WASHBURN COUNTIES

	Rates	Fringes
IRONWORKER.....	\$ 32.64	10.10
-----		
LABO0113-002 06/03/2019		

MILWAUKEE AND WAUKESHA COUNTIES

	Rates	Fringes
LABORER		

Group 1.....	\$ 29.02	22.00
Group 2.....	\$ 29.17	22.00
Group 3.....	\$ 29.37	22.00
Group 4.....	\$ 29.52	22.00
Group 5.....	\$ 29.67	22.00
Group 6.....	\$ 25.51	22.00

#### LABORERS CLASSIFICATIONS

GROUP 1: General Laborer; Tree Trimmer; Conduit Layer; Demolition and Wrecking Laborer; Guard Rail, Fence, and Bridge Builder; Landscaper; Multiplate Culvert Assembler; Stone Handler; Bituminous Worker (Shoveler, Loader, and Utility Man); Batch Truck Dumper or Cement Handler; Bituminous Worker (Dumper, Ironer, Smoother, and Tamper); Concrete Handler

GROUP 2: Air Tool Operator; Joint Sawyer and Filler (Pavement); Vibrator or Tamper Operator (Mechanical Hand Operated); Chain Saw Operator; Demolition Burning Torch Laborer

GROUP 3: Bituminous Worker (Raker and Luteman); Formsetter (Curb, Sidewalk, and Pavement); Strike Off Man

GROUP 4: Line and Grade Specialist

GROUP 5: Blaster and Powderman

GROUP 6: Flagperson; traffic control person

-----  
LAB00113-003 06/03/2019

#### OZAUKEE AND WASHINGTON COUNTIES

	Rates	Fringes
LABORER		
Group 1.....	\$ 28.27	22.00
Group 2.....	\$ 28.37	22.00
Group 3.....	\$ 28.42	22.00
Group 4.....	\$ 28.62	22.00
Group 5.....	\$ 28.47	22.00
Group 6.....	\$ 25.36	22.00

LABORERS CLASSIFICATIONS

GROUP 1: General Laborer; Tree Trimmer; Conduit Layer;  
Demolition and Wrecking Laborer; Guard Rail, Fence, and  
Bridge Builder; Landscaper; Multiplate Culvert Assembler;  
Stone Handler; Bituminous Worker (Shoveler, Loader, and  
Utility Man); Batch Truck Dumper or Cement Handler;  
Bituminous Worker (Dumper, Ironer, Smoother, and Tamper);  
Concrete Handler

GROUP 2: Air Tool Operator; Joint Sawyer and Filler  
(Pavement); Vibrator or Tamper Operator (Mechanical Hand  
Operated);

GROUP 3: Bituminous Worker (Raker and Luteman); Formsetter  
(Curb, Sidewalk, and Pavement); Strike Off Man

GROUP 4: Line and Grade Specialist

GROUP 5: Blaster; powderman

GROUP 6: Flagperson and Traffic Control Person

-----  
LAB00113-011 06/03/2019

KENOSHA AND RACINE COUNTIES

	Rates	Fringes
LABORER		
Group 1.....	\$ 28.08	22.00
Group 2.....	\$ 28.23	22.00
Group 3.....	\$ 28.43	22.00
Group 4.....	\$ 28.40	22.00
Group 5.....	\$ 28.73	22.00
Group 6.....	\$ 25.22	22.00

LABORERS CLASSIFICATIONS:

GROUP 1: General laborer; Tree Trimmer; Conduit Layer;  
Demolition and Wrecking Laborer; Guard Rail, Fence, and  
Bridge Builder; Landscaper; Multiplate Culvert Assembler;  
Stone Handler; Bituminous Worker (Shoveler, Loader, and

Utility Man); Batch Truck Dumper or Cement Handler;  
Bituminous worker (Dumper, Ironer, Smoother, and Tamper);  
Concrete Handler

GROUP 2: Air Tool Operator; Joint Sawyer and Filler  
(Pavement); Vibrator or Tamper Operator (Mechanical Hand  
Operated); Chain Saw Operator; Demolition Burning Torch  
Laborer

GROUP 3: Bituminous Worker (Raker and Luteman); Formsetter  
(Curb, Sidewalk, and Pavement); Strike Off Man

GROUP 4: Line and Grade Specialist

GROUP 5: Blaster and Powderman

GROUP 6: Flagman; traffic control person

-----  
LAB00140-002 06/03/2019

ADAMS, ASHLAND, BARRON, BAYFIELD, BROWN, BUFFALO, BURNETT,  
CALUMET, CHIPPEWA, CLARK, COLUMBIA, CRAWFORD, DODGE, DOOR,  
DOUGLAS, DUNN, EAU CLAIRE, FLORENCE, FOND DU LAC, FOREST,  
GRANT, GREEN, GREEN LAKE, IRON, JACKSON, JUNEAU, IOWA,  
JEFFERSON, KEWAUNEE, LA CROSSE, LAFAYETTE, LANGLADE, LINCOLN,  
MANITOWOC, MARATHON, MARINETTE, MARQUETTE, MENOMINEE, MONROE,  
OCONTO, ONEIDA, OUTAGAMIE, PEPIN, PIERCE, POLK, PORTAGE, PRICE,  
RICHLAND, ROCK, RUSK, SAUK, SAWYER, SHAWANO, SHEBOYGAN, ST.  
CROIX, TAYLOR, TREMPLEALEAU, VERNON, VILLAS, WALWORTH, WASHBURN,  
WAUPACA, WAUSHARA, WINNEBAGO, AND WOOD COUNTIES

	Rates	Fringes
LABORER		
Group 1.....	\$ 32.84	17.54
Group 2.....	\$ 32.94	17.54
Group 3.....	\$ 32.99	17.54
Group 4.....	\$ 33.19	17.54
Group 5.....	\$ 33.04	17.54
Group 6.....	\$ 29.47	17.54

LABORER CLASSIFICATIONS



GROUP 1: General Laborer; Tree Trimmer; Conduit Layer; Demolition and Wrecking Laborer; Guard Rail, Fence, and Bridge Builder; Landscaper; Multiplate Culvert Assembler; Stone Handler; Bituminous Worker (Shoveler, Loader, and Utility Man); Batch Truck Dumper or Cement Handler; Bituminous Worker (Dumper, Ironer, Smoother and Tamper); Concrete Handler

GROUP 2: Air Tool Operator; Joint Sawyer and Filler (Pavement); Vibrator or Tamper Operator (Mechanical Hand Operated); Chain Saw Operator, Demolition Burning Torch Laborer

GROUP 3: Bituminous Worker (Raker and Luteman); Formsetter (Curb, Sidewalk and Pavement); Strike Off Man

GROUP 4: Line and Grade Specialist

GROUP 5: Blaster; powderman

GROUP 6: Flagperson; Traffic Control

-----  
LAB00464-003 06/03/2019

DANE COUNTY

	Rates	Fringes
LABORER		
Group 1.....	\$ 33.12	17.54
Group 2.....	\$ 33.22	17.54
Group 3.....	\$ 33.27	17.54
Group 4.....	\$ 33.47	17.54
Group 5.....	\$ 33.32	17.54
Group 6.....	\$ 29.47	17.54

LABORERS CLASSIFICATIONS:

GROUP 1: General Laborer; Tree Trimmer; Conduit Layer; Demolition and Wrecking Laborer; Guard Rail, Fence, and Bridge Builder; Landscaper; Multiplate Culvert Assembler; Stone Handler; Bituminous Worker (Shoveler, Loader, and Utility Man); Batch Truck Dumper or Cement Handler; Bituminous Worker (Dumper, Ironer, Smoother, and Tamper);

Concrete Handler

GROUP 2: Air Tool Operator; Joint Sawyer and Filler  
(Pavement); Vibrator or Tamper Operator (Mechanical Hand  
Operated); Chain Saw Operator; Demolition Burning Torch  
Laborer

GROUP 3: Bituminous Worker (Raker and Luteman); Formsetter  
(Curb, Sidewalk, and Pavement); Strike Off Man

GROUP 4: Line and Grade Specialist

GROUP 5: Blaster; Powderman

GROUP 6: Flagperson and Traffic Control Person

-----  
PAIN0106-008 05/01/2017

ASHLAND, BAYFIELD, BURNETT, AND DOUGLAS COUNTIES

	Rates	Fringes
Painters:		
New:		
Brush, Roller.....	\$ 30.33	17.27
Spray, Sandblast, Steel....	\$ 30.93	17.27
Repaint:		
Brush, Roller.....	\$ 28.83	17.27
Spray, Sandblast, Steel....	\$ 29.43	17.27

-----  
PAIN0108-002 06/01/2017

RACINE COUNTY

	Rates	Fringes
Painters:		
Brush, Roller.....	\$ 33.74	18.95
Spray & Sandblast.....	\$ 34.74	18.95

-----  
PAIN0259-002 05/01/2008

BARRON, CHIPPEWA, DUNN, EAU CLAIRE, PEPIN, PIERCE, POLK, RUSK,  
SAWYER, ST. CROIX, AND WASHBURN COUNTIES

	Rates	Fringes
PAINTER.....	\$ 24.11	12.15

-----  
PAIN0259-004 05/01/2015

BUFFALO, CRAWFORD, JACKSON, LA CROSSE, MONROE, TREMPLEAU, AND  
VERNON COUNTIES

	Rates	Fringes
PAINTER.....	\$ 22.03	12.45

-----  
PAIN0781-002 06/01/2018

JEFFERSON, MILWAUKEE, OZAUKEE, WASHINGTON, AND WAUKESHA COUNTIES

	Rates	Fringes
Painters:		
Bridge.....	\$ 31.60	23.51
Brush.....	\$ 31.55	23.51
Spray & Sandblast.....	\$ 32.30	23.51

-----  
PAIN0802-002 06/01/2017

COLUMBIA, DANE, DODGE, GRANT, GREEN, IOWA, LAFAYETTE, RICHLAND,  
ROCK, AND SAUK COUNTIES

	Rates	Fringes
PAINTER		
Brush.....	\$ 28.25	17.72

PREMIUM PAY:

    Structural Steel, Spray, Bridges =   \$1.00 additional per  
    hour.

-----  
PAIN0802-003 06/01/2017

ADAMS, BROWN, CALUMET, CLARK, DOOR, FOND DU LAC, FOREST, GREEN  
LAKE, IRON, JUNEAU, KEWAUNEE, LANGLADE, LINCOLN, MANITOWOC,  
MARATHON, MARINETTE, MARQUETTE, MENOMINEE, OCONTO, ONEIDA,  
OUTAGAMIE, PORTAGE, PRICE, SHAWANO, SHEBOYGAN, TAYLOR, VILAS,  
WAUSHARA, WAUPACA, WINNEBAGO, AND WOOD COUNTIES

	Rates	Fringes
PAINTER.....	\$ 24.89	12.05
-----		
PAIN0934-001 06/01/2017		

KENOSHA AND WALWORTH COUNTIES

	Rates	Fringes
Painters:		
Brush.....	\$ 33.74	18.95
Spray.....	\$ 34.74	18.95
Structural Steel.....	\$ 33.89	18.95
-----		
PAIN1011-002 06/01/2017		

FLORENCE COUNTY

	Rates	Fringes
Painters:.....	\$ 24.86	12.23
-----		
PLAS0599-010 06/01/2017		

	Rates	Fringes
CEMENT MASON/CONCRETE FINISHER		
Area 1.....	\$ 39.46	17.17
Area 2 (BAC).....	\$ 35.07	19.75
Area 3.....	\$ 35.61	19.40
Area 4.....	\$ 34.70	20.51
Area 5.....	\$ 36.27	18.73
Area 6.....	\$ 32.02	22.99

AREA DESCRIPTIONS

AREA 1: BAYFIELD, DOUGLAS, PRICE, SAWYER, AND WASHBURN

COUNTIES

AREA 2: ADAMS, ASHLAND, BARRON, BROWN, BURNETT, CALUMET,  
CHIPPEWA, CLARK, COLUMBIA, DODGE, DOOR, DUNN, FLORENCE,  
FOND DU LAC, FOREST, GREEN LAKE, IRON, JEFFERSON, KEWAUNEE,  
LANGLADE, LINCOLN, MANITOWOC, MARATHON, MARINETTE,  
MARQUETTE, MENOMINEE, OCONTO, ONEIDA, OUTAGAMIE, POLK,  
PORTAGE, RUSK, ST CROIX, SAUK, SHAWANO, SHEBOYGAN, TAYLOR,  
VILAS, WALWORTH, WAUPACA, WAUSHARA, WINNEBAGO, AND WOOD  
COUNTIES

AREA 3: BUFFALO, CRAWFORD, EAU CLAIRE, JACKSON, JUNEAU, LA  
CROSSE MONROE, PEPIN, PIERCE, RICHLAND, TREMPLEAU, AND  
VERNON COUNTIES

AREA 4: MILWAUKEE, OZAUKEE, WASHINGTON, AND WAUKESHA COUNTIES

AREA 5: DANE, GRANT, GREEN, IOWA, LAFAYETTE, AND ROCK  
COUNTIES

AREA 6: KENOSHA AND RACINE COUNTIES

-----  
TEAM0039-001 06/01/2018

	Rates	Fringes
TRUCK DRIVER		
1 & 2 Axles.....	\$ 28.12	21.20
3 or more Axles; Euclids Dumptor & Articulated, Truck Mechanic.....	\$ 28.27	21.20
-----		
WELL DRILLER.....	\$ 16.52	3.70

-----

WELDERS - Receive rate prescribed for craft performing  
operation to which welding is incidental.

=====  
  
Note: Executive Order (EO) 13706, Establishing Paid Sick Leave  
for Federal Contractors applies to all contracts subject to the  
Davis-Bacon Act for which the contract is awarded (and any

solicitation was issued) on or after January 1, 2017. If this contract is covered by the EO, the contractor must provide employees with 1 hour of paid sick leave for every 30 hours they work, up to 56 hours of paid sick leave each year. Employees must be permitted to use paid sick leave for their own illness, injury or other health-related needs, including preventive care; to assist a family member (or person who is like family to the employee) who is ill, injured, or has other health-related needs, including preventive care; or for reasons resulting from, or to assist a family member (or person who is like family to the employee) who is a victim of, domestic violence, sexual assault, or stalking. Additional information on contractor requirements and worker protections under the EO is available at [www.dol.gov/whd/govcontracts](http://www.dol.gov/whd/govcontracts).

Unlisted classifications needed for work not included within the scope of the classifications listed may be added after award only as provided in the labor standards contract clauses (29CFR 5.5 (a) (1) (ii)).

-----

The body of each wage determination lists the classification and wage rates that have been found to be prevailing for the cited type(s) of construction in the area covered by the wage determination. The classifications are listed in alphabetical order of ""identifiers"" that indicate whether the particular rate is a union rate (current union negotiated rate for local), a survey rate (weighted average rate) or a union average rate (weighted union average rate).

#### Union Rate Identifiers

A four letter classification abbreviation identifier enclosed in dotted lines beginning with characters other than ""SU"" or ""UAVG"" denotes that the union classification and rate were prevailing for that classification in the survey. Example: PLUM0198-005 07/01/2014. PLUM is an abbreviation identifier of the union which prevailed in the survey for this classification, which in this example would be Plumbers. 0198 indicates the local union number or district council number where applicable, i.e., Plumbers Local 0198. The next number, 005 in the example, is an internal number used in processing

the wage determination. 07/01/2014 is the effective date of the most current negotiated rate, which in this example is July 1, 2014.

Union prevailing wage rates are updated to reflect all rate changes in the collective bargaining agreement (CBA) governing this classification and rate.

#### Survey Rate Identifiers

Classifications listed under the "SU" identifier indicate that no one rate prevailed for this classification in the survey and the published rate is derived by computing a weighted average rate based on all the rates reported in the survey for that classification. As this weighted average rate includes all rates reported in the survey, it may include both union and non-union rates. Example: SULA2012-007 5/13/2014. SU indicates the rates are survey rates based on a weighted average calculation of rates and are not majority rates. LA indicates the State of Louisiana. 2012 is the year of survey on which these classifications and rates are based. The next number, 007 in the example, is an internal number used in producing the wage determination. 5/13/2014 indicates the survey completion date for the classifications and rates under that identifier.

Survey wage rates are not updated and remain in effect until a new survey is conducted.

#### Union Average Rate Identifiers

Classification(s) listed under the UAVG identifier indicate that no single majority rate prevailed for those classifications; however, 100% of the data reported for the classifications was union data. EXAMPLE: UAVG-OH-0010 08/29/2014. UAVG indicates that the rate is a weighted union average rate. OH indicates the state. The next number, 0010 in the example, is an internal number used in producing the wage determination. 08/29/2014 indicates the survey completion date for the classifications and rates under that identifier.

A UAVG rate will be updated once a year, usually in January of each year, to reflect a weighted average of the current negotiated/CBA rate of the union locals from which the rate is based.

-----

WAGE DETERMINATION APPEALS PROCESS

1.) Has there been an initial decision in the matter? This can be:

- \* an existing published wage determination
- \* a survey underlying a wage determination
- \* a Wage and Hour Division letter setting forth a position on a wage determination matter
- \* a conformance (additional classification and rate) ruling

On survey related matters, initial contact, including requests for summaries of surveys, should be with the Wage and Hour Regional Office for the area in which the survey was conducted because those Regional Offices have responsibility for the Davis-Bacon survey program. If the response from this initial contact is not satisfactory, then the process described in 2.) and 3.) should be followed.

With regard to any other matter not yet ripe for the formal process described here, initial contact should be with the Branch of Construction Wage Determinations. Write to:

Branch of Construction Wage Determinations  
Wage and Hour Division  
U.S. Department of Labor  
200 Constitution Avenue, N.W.  
Washington, DC 20210

2.) If the answer to the question in 1.) is yes, then an interested party (those affected by the action) can request review and reconsideration from the Wage and Hour Administrator (See 29 CFR Part 1.8 and 29 CFR Part 7). Write to:

Wage and Hour Administrator  
U.S. Department of Labor  
200 Constitution Avenue, N.W.  
Washington, DC 20210

The request should be accompanied by a full statement of the interested party's position and by any information (wage



payment data, project description, area practice material,  
etc.) that the requestor considers relevant to the issue.

3.) If the decision of the Administrator is not favorable, an  
interested party may appeal directly to the Administrative  
Review Board (formerly the Wage Appeals Board). Write to:

Administrative Review Board  
U.S. Department of Labor  
200 Constitution Avenue, N.W.  
Washington, DC 20210

4.) All decisions by the Administrative Review Board are final.

=====

END OF GENERAL DECISION"

**August 2018**

## **NOTICE TO BIDDERS WAGE RATE DECISION**

The wage rate decision of the Department of Labor which has been incorporated in these advertised specifications is incomplete in that the classifications may be omitted from the Department of Labor's decision.

Since the bidder is responsible, independently, for ascertaining area practice with respect to the necessity, or lack of necessity, for the use of these classifications in the prosecution of the work contemplated by this project, no inference may be drawn from the omission of these classifications concerning prevailing area practices relative to their use. Further, this omission will not, per se, be construed as establishing any governmental liability for increased labor cost if it is subsequently determined that such classifications are required.

There may be omissions and/or errors in the federal wage rates. The bidder is responsible for evaluating and determining the correct applicable rate.

If a project includes multiple types of construction (highway, bridge over navigable water, sanitary sewer and water main, building) and there is not a separate wage determination for this type of work included in the proposal, use the wage determination that is in the proposal.

If a project includes multiple types of construction, different wage rate determinations may be inserted into the contract (WI10/Highway = in all WisDOT highway contracts, WI15/Heavy = bridge over navigable water per USDOL and US Coast Guard designation, WI8/Heavy (Sewer & Water Line & Tunnel) = sanitary sewer and water main if the cost is more than 20% of the contract and/or at least \$1,000,000, and Building). If multiple wage rate determinations are inserted into the contract, use the classification in the wage determination for the work being done. Use WI15 wage rates when working on the bridge and/or structure from bank to bank. Use WI8 wage rates when working on any sanitary sewer or water main work. Use Building wage rates for all work done within the footprint of the building. Use WI10 wage rates for all other highway work in the contract and approaches to structures. For example, if a laborer is working within the footprint of a building, use the Laborer rate in the Building wage determination inserted in the contract. If a laborer is working on a bridge/structure within the banks, use the Laborer rate in the WI15/Heavy wage determination if inserted in the contract. If the laborer is working on the highway, use the Laborer rate in the WI10/Highway wage determination.



## Proposal Schedule of Items

Page 1 of 14

Proposal ID: 20191210029 Project(s): 1198-03-74

Federal ID(s): WISC 2019752

SECTION: 0001

Contract Items

Alt Set ID:

Alt Mbr ID:

Proposal Line Number	Item ID Description	Approximate Quantity and Units	Unit Price	Bid Amount
0002	108.3100.S Incentive/Disincentive for Interim Completion of Work	10.000 CD	20,000.00000	200,000.00
0004	203.0200 Removing Old Structure (station) 01. 185+14.2	LS	LUMP SUM	_____.
0006	203.0225.S Debris Containment (structure) 01. B-16-68	LS	LUMP SUM	_____.
0008	204.0100 Removing Pavement	4,290.000 SY	_____.	_____.
0010	204.0105 Removing Pavement Butt Joints	212.000 SY	_____.	_____.
0012	204.0109.S Removing Concrete Surface Partial Depth	611,960.000 SF	_____.	_____.
0014	204.0110 Removing Asphaltic Surface	127.000 SY	_____.	_____.
0016	204.0150 Removing Curb & Gutter	3,531.000 LF	_____.	_____.
0018	204.0155 Removing Concrete Sidewalk	2,679.000 SY	_____.	_____.
0020	204.0157 Removing Concrete Barrier	107.000 LF	_____.	_____.
0022	204.0195 Removing Concrete Bases	15.000 EACH	_____.	_____.
0024	204.9105.S Removing (item description) 01. Traffic Signals USH 53 & USH 2/Belknap St	LS	LUMP SUM	_____.
0026	204.9180.S Removing (item description) 01. Concrete Median	170.000 SY	_____.	_____.
0028	205.0100 Excavation Common	522.000 CY	_____.	_____.
0030	210.1100 Backfill Structure Type A	20.000 CY	_____.	_____.



## Proposal Schedule of Items

Page 2 of 14

Proposal ID: 20191210029 Project(s): 1198-03-74

Federal ID(s): WISC 2019752

SECTION: 0001

Contract Items

Alt Set ID:

Alt Mbr ID:

Proposal Line Number	Item ID Description	Approximate Quantity and Units	Unit Price	Bid Amount
0032	211.0100 Prepare Foundation for Asphaltic Paving (project) 01. 1198-03-74	LS	LUMP SUM	_____.
0034	213.0100 Finishing Roadway (project) 01. 1198-03-74	1.000 EACH	_____.	_____.
0036	305.0110 Base Aggregate Dense 3/4-Inch	965.000 TON	_____.	_____.
0038	310.0110 Base Aggregate Open-Graded	2,710.000 TON	_____.	_____.
0040	405.0100 Coloring Concrete WisDOT Red	63.000 CY	_____.	_____.
0042	415.0090 Concrete Pavement 9-Inch	4,030.000 SY	_____.	_____.
0044	415.0410 Concrete Pavement Approach Slab	256.000 SY	_____.	_____.
0046	416.0512 Concrete Truck Apron 12-Inch	189.000 SY	_____.	_____.
0048	416.0610 Drilled Tie Bars	10,250.000 EACH	_____.	_____.
0050	416.0620 Drilled Dowel Bars	4,800.000 EACH	_____.	_____.
0052	416.1710 Concrete Pavement Repair	1,650.000 SY	_____.	_____.
0054	416.1720 Concrete Pavement Replacement	11,020.000 SY	_____.	_____.
0056	455.0605 Tack Coat	8,320.000 GAL	_____.	_____.
0058	460.2000 Incentive Density HMA Pavement	6,710.000 DOL	1.00000	6,710.00
0060	460.4110.S Reheating HMA Pavement Longitudinal Joints	25,755.000 LF	_____.	_____.
0062	460.7645 HMA Pavement 5 HT 58-34 V	4,760.000 TON	_____.	_____.



## Proposal Schedule of Items

Page 3 of 14

Proposal ID: 20191210029 Project(s): 1198-03-74

Federal ID(s): WISC 2019752

SECTION: 0001

Contract Items

Alt Set ID:

Alt Mbr ID:

Proposal Line Number	Item ID Description	Approximate Quantity and Units	Unit Price	Bid Amount
0064	460.8645 HMA Pavement 5 SMA 58-34 V	5,720.000 TON	_____.	_____.
0066	465.0105 Asphaltic Surface	14.000 TON	_____.	_____.
0068	465.0110 Asphaltic Surface Patching	594.000 TON	_____.	_____.
0070	502.0100 Concrete Masonry Bridges	3.000 CY	_____.	_____.
0072	502.3101 Expansion Device (structure) 01. B-16-68	143.000 LF	_____.	_____.
0074	502.3200 Protective Surface Treatment	1,990.000 SY	_____.	_____.
0076	502.3210 Pigmented Surface Sealer	325.000 SY	_____.	_____.
0078	502.4205 Adhesive Anchors No. 5 Bar	160.000 EACH	_____.	_____.
0080	505.0600 Bar Steel Reinforcement HS Coated Structures	4,320.000 LB	_____.	_____.
0082	506.6000 Bearing Assemblies Expansion (structure) 01. B-16-68	22.000 EACH	_____.	_____.
0084	506.7050.S Removing Bearings (structure) 01. B-16-68	22.000 EACH	_____.	_____.
0086	509.0301 Preparation Decks Type 1	460.000 SY	_____.	_____.
0088	509.0302 Preparation Decks Type 2	115.000 SY	_____.	_____.
0090	509.0310.S Sawing Pavement Deck Preparation Areas	200.000 LF	_____.	_____.
0092	509.0500 Cleaning Decks	1,825.000 SY	_____.	_____.



## Proposal Schedule of Items

Page 4 of 14

Proposal ID: 20191210029 Project(s): 1198-03-74

Federal ID(s): WISC 2019752

SECTION: 0001

Contract Items

Alt Set ID:

Alt Mbr ID:

Proposal Line Number	Item ID Description	Approximate Quantity and Units	Unit Price	Bid Amount
0094	509.1000 Joint Repair	64.000 SY	_____.	_____.
0096	509.1200 Curb Repair	60.000 LF	_____.	_____.
0098	509.1500 Concrete Surface Repair	400.000 SF	_____.	_____.
0100	509.2000 Full-Depth Deck Repair	30.000 SY	_____.	_____.
0102	509.2100.S Concrete Masonry Deck Repair	5.000 CY	_____.	_____.
0104	509.2500 Concrete Masonry Overlay Decks	143.000 CY	_____.	_____.
0106	509.5100.S Polymer Overlay	182.000 SY	_____.	_____.
0108	509.9050.S Cleaning Parapets	595.000 LF	_____.	_____.
0110	517.0900.S Preparation and Coating of Top Flanges (structure) 01. B-16-68	LS	LUMP SUM	_____.
0112	517.1800.S Structure Repainting Recycled Abrasive (structure) 01. B-16-68	LS	LUMP SUM	_____.
0114	517.2000.S Painting Warranted (structure) 01. B-16-68	LS	LUMP SUM	_____.
0116	517.4000.S Containment and Collection of Waste Materials (structure) 01. B-16-68	LS	LUMP SUM	_____.
0118	517.4500.S Negative Pressure Containment and Collection of Waste Materials (structure) 01. B-16-68	LS	LUMP SUM	_____.
0120	517.6001.S Portable Decontamination Facility	1.000 EACH	_____.	_____.
0122	601.0405 Concrete Curb & Gutter 18-Inch Type A	34.000 LF	_____.	_____.



## Proposal Schedule of Items

Page 5 of 14

Proposal ID: 20191210029 Project(s): 1198-03-74

Federal ID(s): WISC 2019752

SECTION: 0001

Contract Items

Alt Set ID:

Alt Mbr ID:

Proposal Line Number	Item ID Description	Approximate Quantity and Units	Unit Price	Bid Amount
0124	601.0409 Concrete Curb & Gutter 30-Inch Type A	2,534.000 LF	_____.	_____.
0126	601.0413 Concrete Curb & Gutter 6-Inch Sloped 30-Inch Type G	98.000 LF	_____.	_____.
0128	601.0580 Concrete Curb & Gutter 4-Inch Sloped 36-Inch Type R	940.000 LF	_____.	_____.
0130	601.0600 Concrete Curb Pedestrian	140.000 LF	_____.	_____.
0132	602.0405 Concrete Sidewalk 4-Inch	7,474.000 SF	_____.	_____.
0134	602.0415 Concrete Sidewalk 6-Inch	17,480.000 SF	_____.	_____.
0136	602.0515 Curb Ramp Detectable Warning Field Natural Patina	440.000 SF	_____.	_____.
0138	603.0405 Concrete Barrier Transition Section 32-Inch	107.000 LF	_____.	_____.
0140	604.9010.S Slope Paving Repair Crushed Aggregate	15.000 CY	_____.	_____.
0142	604.9015.S Reseal Crushed Aggregate Slope Paving	705.000 SY	_____.	_____.
0144	611.0410 Reconstructing Catch Basins	27.000 EACH	_____.	_____.
0146	611.0420 Reconstructing Manholes	17.000 EACH	_____.	_____.
0148	611.0600 Inlet Covers Type A	1.000 EACH	_____.	_____.
0150	611.0624 Inlet Covers Type H	3.000 EACH	_____.	_____.
0152	611.0652 Inlet Covers Type T	2.000 EACH	_____.	_____.
0154	611.8110 Adjusting Manhole Covers	53.000 EACH	_____.	_____.



## Proposal Schedule of Items

Page 6 of 14

Proposal ID: 20191210029 Project(s): 1198-03-74

Federal ID(s): WISC 2019752

SECTION: 0001

Contract Items

Alt Set ID:

Alt Mbr ID:

Proposal Line Number	Item ID Description	Approximate Quantity and Units	Unit Price	Bid Amount
0156	611.8115 Adjusting Inlet Covers	2.000 EACH	_____.	_____.
0158	611.8120.S Cover Plates Temporary	103.000 EACH	_____.	_____.
0160	611.9710 Salvaged Inlet Covers	22.000 EACH	_____.	_____.
0162	619.1000 Mobilization	1.000 EACH	_____.	_____.
0164	620.0200 Concrete Median Blunt Nose	176.000 SF	_____.	_____.
0166	624.0100 Water	30.000 MGAL	_____.	_____.
0168	625.0100 Topsoil	3,271.000 SY	_____.	_____.
0170	628.1905 Mobilizations Erosion Control	3.000 EACH	_____.	_____.
0172	628.1910 Mobilizations Emergency Erosion Control	2.000 EACH	_____.	_____.
0174	628.2006 Erosion Mat Urban Class I Type A	3,271.000 SY	_____.	_____.
0176	628.7015 Inlet Protection Type C	87.000 EACH	_____.	_____.
0178	629.0210 Fertilizer Type B	2.800 CWT	_____.	_____.
0180	630.0130 Seeding Mixture No. 30	65.000 LB	_____.	_____.
0182	630.0500 Seed Water	30.000 MGAL	_____.	_____.
0184	634.0616 Posts Wood 4x6-Inch X 16-FT	6.000 EACH	_____.	_____.
0186	637.2210 Signs Type II Reflective H	74.000 SF	_____.	_____.
0188	638.2102 Moving Signs Type II	20.000 EACH	_____.	_____.





## Proposal Schedule of Items

Page 7 of 14

Proposal ID: 20191210029 Project(s): 1198-03-74

Federal ID(s): WISC 2019752

SECTION: 0001

Contract Items

Alt Set ID:

Alt Mbr ID:

Proposal Line Number	Item ID Description	Approximate Quantity and Units	Unit Price	Bid Amount
0190	638.4000 Moving Small Sign Supports	14.000 EACH	_____.	_____.
0192	642.5001 Field Office Type B	1.000 EACH	_____.	_____.
0194	643.0300 Traffic Control Drums	97,604.000 DAY	_____.	_____.
0196	643.0420 Traffic Control Barricades Type III	6,718.000 DAY	_____.	_____.
0198	643.0500 Traffic Control Flexible Tubular Marker Posts	94.000 EACH	_____.	_____.
0200	643.0600 Traffic Control Flexible Tubular Marker Bases	94.000 EACH	_____.	_____.
0202	643.0705 Traffic Control Warning Lights Type A	13,410.000 DAY	_____.	_____.
0204	643.0715 Traffic Control Warning Lights Type C	4,845.000 DAY	_____.	_____.
0206	643.0900 Traffic Control Signs	24,811.000 DAY	_____.	_____.
0208	643.0920 Traffic Control Covering Signs Type II	38.000 EACH	_____.	_____.
0210	643.1000 Traffic Control Signs Fixed Message	526.000 SF	_____.	_____.
0212	643.1050 Traffic Control Signs PCMS	346.000 DAY	_____.	_____.
0214	643.5000 Traffic Control	1.000 EACH	_____.	_____.
0216	644.1410 Temporary Pedestrian Surface Asphalt	450.000 SF	_____.	_____.
0218	644.1430 Temporary Pedestrian Surface Plate	1,050.000 SF	_____.	_____.
0220	644.1601 Temporary Curb Ramp	272.000 DAY	_____.	_____.



## Proposal Schedule of Items

Page 8 of 14

Proposal ID: 20191210029 Project(s): 1198-03-74

Federal ID(s): WISC 2019752

SECTION: 0001

Contract Items

Alt Set ID:

Alt Mbr ID:

Proposal Line Number	Item ID Description	Approximate Quantity and Units	Unit Price	Bid Amount
0222	644.1810 Temporary Pedestrian Barricade	1,030.000 LF	_____.	_____.
0224	646.1020 Marking Line Epoxy 4-Inch	59,277.000 LF	_____.	_____.
0226	646.3020 Marking Line Epoxy 8-Inch	2,145.000 LF	_____.	_____.
0228	646.5020 Marking Arrow Epoxy	47.000 EACH	_____.	_____.
0230	646.5120 Marking Word Epoxy	5.000 EACH	_____.	_____.
0232	646.6120 Marking Stop Line Epoxy 18-Inch	353.000 LF	_____.	_____.
0234	646.7420 Marking Crosswalk Epoxy Transverse Line 6-Inch	1,609.000 LF	_____.	_____.
0236	646.8020 Marking Corrugated Median Epoxy	115.000 SF	_____.	_____.
0238	646.8120 Marking Curb Epoxy	24.000 LF	_____.	_____.
0240	646.8220 Marking Island Nose Epoxy	16.000 EACH	_____.	_____.
0242	646.9000 Marking Removal Line 4-Inch	1,626.000 LF	_____.	_____.
0244	646.9300 Marking Removal Special Marking	13.000 EACH	_____.	_____.
0246	650.5500 Construction Staking Curb Gutter and Curb & Gutter	3,606.000 LF	_____.	_____.
0248	650.8000 Construction Staking Resurfacing Reference	13,095.000 LF	_____.	_____.
0250	650.8500 Construction Staking Electrical Installations (project) 01. 1198-03-74	LS	LUMP SUM	_____.
0252	650.9000 Construction Staking Curb Ramps	53.000 EACH	_____.	_____.



## Proposal Schedule of Items

Page 9 of 14

Proposal ID: 20191210029 Project(s): 1198-03-74

Federal ID(s): WISC 2019752

SECTION: 0001

Contract Items

Alt Set ID:

Alt Mbr ID:

Proposal Line Number	Item ID Description	Approximate Quantity and Units	Unit Price	Bid Amount
0254	650.9910 Construction Staking Supplemental Control (project) 01. 1198-03-74	LS	LUMP SUM	_____.
0256	652.0115 Conduit Rigid Metallic 1 1/4-Inch	24.000 LF	_____.	_____.
0258	652.0125 Conduit Rigid Metallic 2-Inch	10.000 LF	_____.	_____.
0260	652.0215 Conduit Rigid Nonmetallic Schedule 40 1 1/4-Inch	1,744.000 LF	_____.	_____.
0262	652.0225 Conduit Rigid Nonmetallic Schedule 40 2-Inch	927.000 LF	_____.	_____.
0264	652.0235 Conduit Rigid Nonmetallic Schedule 40 3-Inch	1,867.000 LF	_____.	_____.
0266	652.0605 Conduit Special 2-Inch	184.000 LF	_____.	_____.
0268	652.0615 Conduit Special 3-Inch	468.000 LF	_____.	_____.
0270	652.0700.S Install Conduit into Existing Item	1.000 EACH	_____.	_____.
0272	652.0800 Conduit Loop Detector	1,244.000 LF	_____.	_____.
0274	653.0154 Pull Boxes Non-Conductive 24x36-Inch	6.000 EACH	_____.	_____.
0276	653.0164 Pull Boxes Non-Conductive 24x42-Inch	21.000 EACH	_____.	_____.
0278	653.0905 Removing Pull Boxes	31.000 EACH	_____.	_____.
0280	654.0101 Concrete Bases Type 1	5.000 EACH	_____.	_____.
0282	654.0102 Concrete Bases Type 2	5.000 EACH	_____.	_____.
0284	654.0113 Concrete Bases Type 13	2.000 EACH	_____.	_____.



## Proposal Schedule of Items

Page 10 of 14

Proposal ID: 20191210029 Project(s): 1198-03-74

Federal ID(s): WISC 2019752

SECTION: 0001

Contract Items

Alt Set ID:

Alt Mbr ID:

Proposal Line Number	Item ID Description	Approximate Quantity and Units	Unit Price	Bid Amount
0286	655.0230 Cable Traffic Signal 5-14 AWG	1,416.000 LF	_____.	_____.
0288	655.0240 Cable Traffic Signal 7-14 AWG	187.000 LF	_____.	_____.
0290	655.0250 Cable Traffic Signal 9-14 AWG	195.000 LF	_____.	_____.
0292	655.0260 Cable Traffic Signal 12-14 AWG	815.000 LF	_____.	_____.
0294	655.0270 Cable Traffic Signal 15-14 AWG	414.000 LF	_____.	_____.
0296	655.0320 Cable Type UF 2-10 AWG Grounded	1,082.000 LF	_____.	_____.
0298	655.0515 Electrical Wire Traffic Signals 10 AWG	1,508.000 LF	_____.	_____.
0300	655.0610 Electrical Wire Lighting 12 AWG	942.000 LF	_____.	_____.
0302	655.0625 Electrical Wire Lighting 6 AWG	1,308.000 LF	_____.	_____.
0304	655.0630 Electrical Wire Lighting 4 AWG	24,110.000 LF	_____.	_____.
0306	655.0700 Loop Detector Lead In Cable	4,656.000 LF	_____.	_____.
0308	655.0800 Loop Detector Wire	3,876.000 LF	_____.	_____.
0310	655.0900 Traffic Signal EVP Detector Cable	2,705.000 LF	_____.	_____.
0312	657.0100 Pedestal Bases	3.000 EACH	_____.	_____.
0314	657.0255 Transformer Bases Breakaway 11 1/2-Inch Bolt Circle	5.000 EACH	_____.	_____.
0316	657.0310 Poles Type 3	5.000 EACH	_____.	_____.



## Proposal Schedule of Items

Page 11 of 14

Proposal ID: 20191210029 Project(s): 1198-03-74

Federal ID(s): WISC 2019752

SECTION: 0001

Contract Items

Alt Set ID:

Alt Mbr ID:

Proposal Line Number	Item ID Description	Approximate Quantity and Units	Unit Price	Bid Amount
0318	657.0360 Poles Type 13	2.000 EACH	_____.	_____.
0320	657.0425 Traffic Signal Standards Aluminum 15-FT	1.000 EACH	_____.	_____.
0322	657.0430 Traffic Signal Standards Aluminum 10-FT	2.000 EACH	_____.	_____.
0324	657.0540 Monotube Arms 40-FT	1.000 EACH	_____.	_____.
0326	657.0555 Monotube Arms 55-FT	1.000 EACH	_____.	_____.
0328	657.0595 Trombone Arms 25-FT	2.000 EACH	_____.	_____.
0330	657.0614 Luminaire Arms Single Member 4-Inch Clamp 8-FT	3.000 EACH	_____.	_____.
0332	657.0704 Luminaire Arms Truss Type 4-Inch Clamp 10-FT	1.000 EACH	_____.	_____.
0334	657.0714 Luminaire Arms Truss Type 4-Inch Clamp 15-FT	1.000 EACH	_____.	_____.
0336	657.0812 Luminaire Arms Steel 12-FT	1.000 EACH	_____.	_____.
0338	657.0815 Luminaire Arms Steel 15-FT	1.000 EACH	_____.	_____.
0340	658.0173 Traffic Signal Face 3S 12-Inch	10.000 EACH	_____.	_____.
0342	658.0174 Traffic Signal Face 4S 12-Inch	4.000 EACH	_____.	_____.
0344	658.0175 Traffic Signal Face 5S 12-Inch	2.000 EACH	_____.	_____.
0346	658.0416 Pedestrian Signal Face 16-Inch	8.000 EACH	_____.	_____.
0348	658.0500 Pedestrian Push Buttons	8.000 EACH	_____.	_____.



## Proposal Schedule of Items

Page 12 of 14

Proposal ID: 20191210029 Project(s): 1198-03-74

Federal ID(s): WISC 2019752

SECTION: 0001

Contract Items

Alt Set ID:

Alt Mbr ID:

Proposal Line Number	Item ID Description	Approximate Quantity and Units	Unit Price	Bid Amount
0350	658.5069 Signal Mounting Hardware (location) 01. USH 53 & USH 2/Belknap St	LS	LUMP SUM	_____.
0352	659.1115 Luminaires Utility LED A	3.000 EACH	_____.	_____.
0354	659.1125 Luminaires Utility LED C	4.000 EACH	_____.	_____.
0356	661.0200 Temporary Traffic Signals for Intersections (location) 01. USH 53 & USH 2/Belknap St	LS	LUMP SUM	_____.
0358	690.0150 Sawing Asphalt	371.000 LF	_____.	_____.
0360	690.0250 Sawing Concrete	54,572.000 LF	_____.	_____.
0362	715.0415 Incentive Strength Concrete Pavement	150.000 DOL	1.00000	150.00
0364	715.0502 Incentive Strength Concrete Structures	906.000 DOL	1.00000	906.00
0366	ASP.1T0A On-the-Job Training Apprentice at \$5.00/HR	2,000.000 HRS	5.00000	10,000.00
0368	ASP.1T0G On-the-Job Training Graduate at \$5.00/HR	1,600.000 HRS	5.00000	8,000.00
0370	SPV.0060 Special 01. Elastomeric Waterproofing Sealer	44.000 EACH	_____.	_____.
0372	SPV.0060 Special 03. Luminaire Arms Single Member 15 5/8-Inch Clamp 15-FT	2.000 EACH	_____.	_____.
0374	SPV.0090 Special 01. Cure and Seal Treatment, Concrete Curb and Gutter	3,606.000 LF	_____.	_____.
0376	SPV.0090 Special 02. Install State Supplied CAT- 5E Cable	589.000 LF	_____.	_____.



## Proposal Schedule of Items

Page 13 of 14

Proposal ID: 20191210029 Project(s): 1198-03-74

Federal ID(s): WISC 2019752

SECTION: 0001

Contract Items

Alt Set ID:

Alt Mbr ID:

Proposal Line Number	Item ID Description	Approximate Quantity and Units	Unit Price	Bid Amount
0378	SPV.0090 Special 03. Temporary Marking Wet Reflective Epoxy 6-INCH	4,000.000 LF	_____.	_____.
0380	SPV.0090 Special 04. Temporary Marking Wet Reflective Removable Tape 6-INCH	11,465.000 LF	_____.	_____.
0382	SPV.0105 Special 01. Salvage and Reinstall Rectangular Rapid Flashing Beacon System	LS	LUMP SUM	_____.
0384	SPV.0105 Special 02. Install State Furnished EVP Detector Heads USH 53 & USH 2/Belknap St	LS	LUMP SUM	_____.
0386	SPV.0105 Special 03. Emergency Vehicle Preemption System USH 53 & 18TH Ave	LS	LUMP SUM	_____.
0388	SPV.0105 Special 04. Emergency Vehicle Preemption System USH 53 & 22ND Ave	LS	LUMP SUM	_____.
0390	SPV.0105 Special 05. Temporary Traffic Signal Modifications USH 53 & 18TH Ave	LS	LUMP SUM	_____.
0392	SPV.0105 Special 06. Temporary Traffic Signal Modifications USH 53 & 22ND Ave	LS	LUMP SUM	_____.
0394	SPV.0165 Special 01. Overhead Concrete Surface Repair	160.000 SF	_____.	_____.
0396	SPV.0165 Special 02. Cure and Seal Treatment, Concrete Truck Apron	1,695.000 SF	_____.	_____.
0398	SPV.0165 Special 03. Cure and Seal Treatment, Concrete Sidewalk	24,954.000 SF	_____.	_____.
0400	SPV.0165 Special 04. Cure and Seal Treatment, Concrete Median	176.000 SF	_____.	_____.
0402	SPV.0180 Special 01. Epoxy Sealer	180.000 SY	_____.	_____.



## Proposal Schedule of Items

Page 14 of 14

Proposal ID: 20191210029 Project(s): 1198-03-74

Federal ID(s): WISC 2019752

SECTION: 0001

Contract Items

Alt Set ID:

Alt Mbr ID:

Proposal Line Number	Item ID Description	Approximate Quantity and Units	Unit Price	Bid Amount
0404	SPV.0195 Special 01. Excavation, Hauling, and Disposal of Contaminated Soil	182.000 TON	_____.	_____.
Section: 0001			Total:	_____.
			Total Bid:	_____.





**PLEASE ATTACH SCHEDULE OF ITEMS HERE**



## Wisconsin Department of Transportation

---

December 3, 2019

**Division of Transportation Systems  
Development**

Bureau of Project Development  
4822 Madison Yards Way, 4<sup>th</sup> Floor South  
Madison, WI 53705

Telephone: (608) 266-1631

Facsimile (FAX): (608) 266-8459

### **NOTICE TO ALL CONTRACTORS:**

#### **Federal Wage Rate Addendum #01**

#### **Letting of December 10, 2019**

Attached is a copy of the revised WI 10 Highway Davis Bacon Prevailing Wage Rates that are included in proposals 01, 05 – 08, 11 – 13, 15, 17, 19, 22 – 25, 27 – 31, 33, 34, 36, 37, 40, and 41; WI 8 Heavy (Sewer & Water Line & Tunnel) Davis Bacon Prevailing Wage Rates that are included in proposals 05 and 17. These wage rates are effective for all proposals they are included in in the December 10, 2019 letting. The updated wage rates are dated November 29, 2019 and are effective on or after December 9, 2019.

The responsibility for notifying potential subcontractors and suppliers of these changes remains with the prime contractors.

Sincerely,

*Mike Coleman*

Proposal Development Specialist  
Proposal Management Section

"General Decision Number: WI20190010 11/29/2019

Superseded General Decision Number: WI20180010

State: Wisconsin

Construction Type: Highway

Counties: Wisconsin Statewide.

HIGHWAY, AIRPORT RUNWAY & TAXIWAY CONSTRUCTION PROJECTS (does not include bridges over navigable waters; tunnels; buildings in highway rest areas; and railroad construction)

Note: Under Executive Order (EO) 13658, an hourly minimum wage of \$10.60 for calendar year 2019 applies to all contracts subject to the Davis-Bacon Act for which the contract is awarded (and any solicitation was issued) on or after January 1, 2015. If this contract is covered by the EO, the contractor must pay all workers in any classification listed on this wage determination at least \$10.60 per hour (or the applicable wage rate listed on this wage determination, if it is higher) for all hours spent performing on the contract in calendar year 2019. If this contract is covered by the EO and a classification considered necessary for performance of work on the contract does not appear on this wage determination, the contractor must pay workers in that classification at least the wage rate determined through the conformance process set forth in 29 CFR 5.5(a)(1)(ii) (or the EO minimum wage rate, if it is higher than the conformed wage rate). The EO minimum wage rate will be adjusted annually. Please note that this EO applies to the above-mentioned types of contracts entered into by the federal government that are subject to the Davis-Bacon Act itself, but it does not apply to contracts subject only to the Davis-Bacon Related Acts, including those set forth at 29 CFR 5.1(a)(2)-(60). Additional information on contractor requirements and worker protections under the EO is available at [www.dol.gov/whd/govcontracts](http://www.dol.gov/whd/govcontracts).

Modification Number	Publication Date
0	01/04/2019
1	02/22/2019
2	05/17/2019
3	07/26/2019
4	08/16/2019
5	11/08/2019
6	11/15/2019
7	11/22/2019
8	11/29/2019

BRWI0001-002 06/01/2018

CRAWFORD, JACKSON, JUNEAU, LA CROSSE, MONROE, TREMPLEAU, AND  
VERNON COUNTIES

	Rates	Fringes
BRICKLAYER.....	\$ 33.06	22.65
-----		

BRWI0002-002 06/01/2018

ASHLAND, BAYFIELD, DOUGLAS, AND IRON COUNTIES

	Rates	Fringes
BRICKLAYER.....	\$ 38.87	21.26
-----		

BRWI0002-005 06/01/2018

ADAMS, ASHLAND, BARRON, BROWN, BURNETT, CALUMET, CHIPPEWA,  
CLARK, COLUMBIA, DODGE, DOOR, DUNN, FLORENCE, FOND DU LAC,  
FOREST, GREEN LAKE, IRON, JEFFERSON, KEWAUNEE, LANGLADE,  
LINCOLN, MANITOWOC, MARATHON, MARINETTE, MARQUETTE, MENOMINEE,  
OCONTO, ONEIDA, OUTAGAMIE, POLK, PORTAGE, RUSK, ST CROIX, SAUK,  
SHAWANO, SHEBOYGAN, TAYLOR, VILAS, WALWORTH, WAUPACA, WAUSHARA,  
WINNEBAGO, AND WOOD COUNTIES

	Rates	Fringes
CEMENT MASON/CONCRETE FINISHER...	\$ 35.39	21.46
-----		

BRWI0003-002 06/01/2018

BROWN, DOOR, FLORENCE, KEWAUNEE, MARINETTE, AND OCONTO COUNTIES

	Rates	Fringes
BRICKLAYER.....	\$ 33.44	22.27
-----		

BRWI0004-002 06/01/2018

KENOSHA, RACINE, AND WALWORTH COUNTIES

	Rates	Fringes
BRICKLAYER.....	\$ 37.66	23.35
-----		

BRWI0006-002 06/01/2018

ADAMS, CLARK, FOREST, LANGLADE, LINCOLN, MARATHON, MENOMINEE,  
ONEIDA, PORTAGE, PRICE, TAYLOR, VILAS AND WOOD COUNTIES

	Rates	Fringes
BRICKLAYER.....	\$ 34.30	21.41
-----		

BRWI0007-002 06/01/2018

GREEN, LAFAYETTE, AND ROCK COUNTIES

	Rates	Fringes
BRICKLAYER.....	\$ 34.82	22.59
-----		

BRWI0008-002 06/01/2018

MILWAUKEE, OZAUKEE, WASHINGTON, AND WAUKESHA COUNTIES

	Rates	Fringes
BRICKLAYER.....	\$ 38.03	22.55
-----		

BRWI0011-002 06/01/2018

CALUMET, FOND DU LAC, MANITOWOC, AND SHEBOYGAN COUNTIES

	Rates	Fringes
BRICKLAYER.....	\$ 33.44	22.27

-----

BRWI0019-002 06/01/2018

BARRON, BUFFALO, BURNETT, CHIPPEWA, DUNN, EAU CLAIRE, PEPIN,  
PIERCE, POLK, RUSK, ST. CROIX, SAWYER AND WASHBURN COUNTIES

	Rates	Fringes
BRICKLAYER.....	\$ 32.97	22.74

-----

BRWI0034-002 06/01/2018

COLUMBIA AND SAUK COUNTIES

	Rates	Fringes
BRICKLAYER.....	\$ 34.80	22.61

-----

CARP0087-001 05/01/2016

BURNETT (W. of Hwy 48), PIERCE (W. of Hwy 29), POLK (W. of Hwys  
35, 48 & 65), AND ST. CROIX (W. of Hwy 65) COUNTIES

	Rates	Fringes
Carpenter & Piledrivermen.....	\$ 36.85	18.39

-----

CARP0252-002 06/01/2016

ADAMS, BARRON, BAYFIELD (Eastern 2/3), BROWN, BUFFALO,  
BURNETT (E. of Hwy 48), CALUMET, CHIPPEWA, CLARK, COLUMBIA,  
CRAWFORD, DANE, DODGE, DOOR, DUNN, EAU CLAIRE, FLORENCE (except  
area bordering Michigan State Line), FOND DU LAC, FOREST,  
GRANT, GREEN, GREEN LAKE, IOWA, IRON, JACKSON, JEFFERSON,  
JUNEAU, KEWAUNEE, LA CROSSE, LAFAYETTE, LANGLADE, LINCOLN,  
MANITOWOC, MARATHON, MARINETTE (except N.E. corner), MARQUETTE,  
MENOMINEE, MONROE, OCONTO, ONEIDA, OUTAGAMIE, PEPIN, PIERCE (E.  
of Hwys 29 & 65), POLK (E. of Hwys 35, 48 & 65), PORTAGE,  
PRICE, RICHLAND, ROCK, RUSK, SAUK, SAWYER, SHAWANO, SHEBOYGAN,

ST CROIX (E. of Hwy 65), TAYLOR, TREMPLEAU, VERNON, VILAS,  
WALWORTH, WASHBURN, WAUPACA, WAUSHARA, WINNEBAGO, AND WOOD  
COUNTIES

	Rates	Fringes
CARPENTER		
CARPENTER.....	\$ 33.56	18.00
MILLWRIGHT.....	\$ 35.08	18.35
PILEDRIIVER.....	\$ 34.12	18.00
-----		
CARP0252-010	06/01/2016	

ASHLAND COUNTY

	Rates	Fringes
Carpenters		
Carpenter.....	\$ 33.56	18.00
Millwright.....	\$ 35.08	18.35
Pile Driver.....	\$ 34.12	18.00
-----		
CARP0264-003	06/01/2016	

KENOSHA, MILWAUKEE, OZAUKEE, RACINE, WAUKESHA, AND WASHINGTON  
COUNTIES

	Rates	Fringes
CARPENTER.....	\$ 35.78	22.11
-----		
CARP0361-004	05/01/2018	

BAYFIELD (West of Hwy 63) AND DOUGLAS COUNTIES

	Rates	Fringes
CARPENTER.....	\$ 36.15	20.43
-----		
CARP2337-001	06/01/2016	

ZONE A: MILWAUKEE, OZAUKEE, WAUKESHA AND WASHINGTON



ZONE B: KENOSHA & RACINE

	Rates	Fringes
PILEDRIVERMAN		
Zone A.....	\$ 31.03	22.69
Zone B.....	\$ 31.03	22.69

-----  
ELEC0014-002 06/03/2019

ASHLAND, BARRON, BAYFIELD, BUFFALO, BURNETT, CHIPPEWA, CLARK  
(except Maryville, Colby, Unity, Sherman, Fremont, Lynn &  
Sherwood), CRAWFORD, DUNN, EAU CLAIRE, GRANT, IRON, JACKSON, LA  
CROSSE, MONROE, PEPIN, PIERCE, POLK, PRICE, RICHLAND, RUSK, ST  
CROIX, SAWYER, TAYLOR, TREMPLEAU, VERNON, AND WASHBURN  
COUNTIES

	Rates	Fringes
Electricians:.....	\$ 35.59	20.87

-----  
ELEC0014-007 06/03/2019

REMAINING COUNTIES

	Rates	Fringes
Teledata System Installer		
Installer/Technician.....	\$ 27.25	14.34

Low voltage construction, installation, maintenance and  
removal of teledata facilities (voice, data, and video)  
including outside plant, telephone and data inside wire,  
interconnect, terminal equipment, central offices, PABX,  
fiber optic cable and equipment, micro waves, V-SAT,  
bypass, CATV, WAN (wide area networks), LAN (local area  
networks), and ISDN (integrated systems digital network).

-----  
\* ELEC0127-002 06/01/2019

KENOSHA COUNTY

	Rates	Fringes
Electricians:.....	\$ 40.49	30%+12.07
-----		

ELEC0158-002 06/04/2018

BROWN, DOOR, KEWAUNEE, MANITOWOC (except Schleswig),  
MARINETTE(Wausuakee and area South thereof), OCONTO, MENOMINEE  
(East of a ine 6 miles West of the West boundary of Oconto  
County), SHAWANO (Except Area North of Townships of Aniwa and  
Hutchins) COUNTIES

	Rates	Fringes
Electricians:.....	\$ 32.50	19.68
-----		

ELEC0159-003 06/01/2019

COLUMBIA, DANE, DODGE (Area West of Hwy 26, except Chester and  
Emmet Townships), GREEN, LAKE (except Townships of Berlin,  
Seneca, and St. Marie), IOWA, MARQUETTE (except Townships of  
Neshkoka, Crystal Lake, Newton, and Springfield), and SAUK  
COUNTIES

	Rates	Fringes
Electricians:.....	\$ 40.30	22.24
-----		

ELEC0219-004 06/01/2016

FLORENCE COUNTY (Townships of Aurora, Commonwealth, Fern,  
Florence and Homestead) AND MARINETTE COUNTY (Township of  
Niagara)

	Rates	Fringes
Electricians:		
Electrical contracts over		
\$180,000.....	\$ 32.38	18.63
Electrical contracts under		
\$180,000.....	\$ 30.18	18.42
-----		

ELEC0242-005 05/16/2018

DOUGLAS COUNTY

	Rates	Fringes
Electricians:.....	\$ 36.85	26.17
-----		

ELEC0388-002 06/03/2018

ADAMS, CLARK (Colby, Freemont, Lynn, Mayville, Sherman, Sherwood, Unity), FOREST, JUNEAU, LANGLADE, LINCOLN, MARATHON, MARINETTE (Beecher, Dunbar, Goodman & Pembine), MENOMINEE (Area West of a line 6 miles West of the West boundary of Oconto County), ONEIDA, PORTAGE, SHAWANO (Aniwa and Hutchins), VILAS AND WOOD COUNTIES

	Rates	Fringes
Electricians:.....	\$ 32.55	19.02
-----		

ELEC0430-002 06/01/2019

RACINE COUNTY (Except Burlington Township)

	Rates	Fringes
Electricians:.....	\$ 40.30	22.04
-----		

ELEC0494-005 06/01/2018

MILWAUKEE, OZAUKEE, WASHINGTON, AND WAUKESHA COUNTIES

	Rates	Fringes
Electricians:.....	\$ 39.31	24.69
-----		

ELEC0494-006 06/01/2018

CALUMET (Township of New Holstein), DODGE (East of Hwy 26 including Chester Township), FOND DU LAC, MANITOWOC (Schleswig), and SHEBOYGAN COUNTIES

	Rates	Fringes
Electricians:.....	\$ 33.40	22.08

-----  
ELEC0494-013 06/01/2018

DODGE (East of Hwy 26 including Chester Twp, excluding Emmet Twp), FOND DU LAC (Except Waupuin), MILWAUKEE, OZAUKEE, MANITOWOC (Schleswig), WASHINGTON, AND WAUKESHA COUNTIES

	Rates	Fringes
Sound & Communications		
Installer.....	\$ 19.56	15.78
Technician.....	\$ 28.99	16.25

Installation, testing, maintenance, operation and servicing of all sound, intercom, telephone interconnect, closed circuit TV systems, radio systems, background music systems, language laboratories, electronic carillion, antenna distribution systems, clock and program systems and low-voltage systems such as visual nurse call, audio/visual nurse call systems, doctors entrance register systems. Includes all wire and cable carrying audio, visual, data, light and radio frequency signals. Includes the installation of conduit, wiremold, or raceways in existing structures that have been occupied for six months or more where required for the protection of the wire or cable, but does not mean a complete conduit or raceway system. work covered does not include the installation of conduit, wiremold or any raceways in any new construction, or the installation of power supply outlets by means of which external electric power is supplied to any of the foregoing equipment or products

-----  
ELEC0577-003 06/01/2019

CALUMET (except Township of New Holstein), GREEN LAKE (N. part including Townships of Berlin, St Marie, and Seneca), MARQUETTE (N. part including Townships of Crystal Lake, Neshkoro, Newton, and Springfield), OUTAGAMIE, WAUPACA, WAUSHARA, AND WINNEBAGO COUNTIES

	Rates	Fringes
Electricians:.....	\$ 33.15	28.50%+10.00

-----  
ELEC0890-003 06/01/2019

DODGE (Emmet Township only), GREEN, JEFFERSON, LAFAYETTE,  
RACINE (Burlington Township), ROCK AND WALWORTH COUNTIES

	Rates	Fringes
Electricians:.....	\$ 35.91	25.95%+10.83

-----  
ELEC0953-001 07/01/2015

	Rates	Fringes
Line Construction:		
(1) Lineman.....	\$ 42.14	32% + 5.00
(2) Heavy Equipment Operator.....	\$ 40.03	32% + 5.00
(3) Equipment Operator.....	\$ 33.71	32% + 5.00
(4) Heavy Groundman Driver..	\$ 26.78	14.11
(5) Light Groundman Driver..	\$ 24.86	13.45
(6) Groundsman.....	\$ 23.18	32% + 5.00

-----  
ENGI0139-005 06/03/2019

	Rates	Fringes
Power Equipment Operator		
Group 1.....	\$ 41.17	23.03
Group 2.....	\$ 40.67	23.03
Group 3.....	\$ 40.17	23.03
Group 4.....	\$ 39.91	23.03
Group 5.....	\$ 39.62	23.03
Group 6.....	\$ 33.72	23.03

#### HAZARDOUS WASTE PREMIUMS:

EPA Level ""A"" protection - \$3.00 per hour

EPA Level ""B"" protection - \$2.00 per hour

EPA Level ""C"" protection - \$1.00 per hour

## POWER EQUIPMENT OPERATORS CLASSIFICATIONS

GROUP 1: Cranes, tower cranes, and derricks with or without attachments with a lifting capacity of over 100 tons; or cranes, tower cranes, and derricks with boom, leads and/or jib lengths measuring 176 feet or longer.

GROUP 2: Cranes, tower cranes and derricks with or without attachments with a lifting capacity of 100 tons or less; or cranes, tower cranes, and derricks with boom, leads, and/or jibs lengths measuring 175 feet or under and Backhoes (excavators) weighing 130,000 lbs and over; caisson rigs; pile driver; dredge operator; dredge engineer; Boat Pilot.

GROUP 3: Mechanic or welder - Heavy duty equipment; cranes with a lifting capacity of 25 tons or under; concrete breaker (manual or remote); vibratory/sonic concrete breaker; concrete laser screed; concrete slipform paver; concrete batch plant operator; concrete pvt. spreader - heavy duty (rubber tired); concrete spreader & distributor; automatic subgrader (concrete); concrete grinder & planing machine; concrete slipform curb & gutter machine; slipform concrete placer; tube finisher; hydro blaster (10,000 psi & over); bridge paver; concrete conveyor system; concrete pump; Rotec type Conveyor; stabilizing mixer (self-propelled); shoulder widener; asphalt plant engineer; bituminous paver; bump cutter & grooving machine; milling machine; screed (bituminous paver); asphalt heater, planer & scarifier; Backhoes (excavators) weighing under 130,000 lbs; grader or motor patrol; tractor (scraper, dozer, pusher, loader); scraper - rubber tired (single or twin engine); endloader; hydraulic backhoe (tractor type); trenching machine; skid rigs; tractor, side boom (heavy); drilling or boring machine (mechanical heavy); roller over 5 tons; percussion or rotary drilling machine; air track; blaster; loading machine (conveyor); tugger; boatmen; winches & A-frames; post driver; material hoist.

GROUP 4: Greaser, roller steel (5 tons or less); roller (pneumatic tired) - self propelled; tractor (mounted or towed compactors & light equipment); shouldering machine; self-propelled chip spreader; concrete spreader; finishing machine; mechanical float; curing machine; power subgrader; joint sawer (multiple blade) belting machine; burlap machine; texturing machine; tractor endloader (rubber

tired) - light; jeep digger; forklift; mulcher; launch operator; fireman, environmental burner

GROUP 5: Air compressor; power pack; vibrator hammer and extractor; heavy equipment, leadman; tank car heaters; stump chipper; curb machine operator; Concrete proportioning plants; generators; mudjack operator; rock breaker; crusher or screening plant; screed (milling machine); automatic belt conveyor and surge bin; pug mill operator; Oiler, pump (over 3 inches); Drilling Machine Tender.

GROUP 6: Off-road material hauler with or without ejector.

-----  
IRON0008-002 06/03/2018

BROWN, CALUMET, DOOR, FOND DU LAC, KEWAUNEE, MANITOWOC, MARINETTE, OCONTO, OUTAGAMI, SHAWANO, SHEBOYGAN, AND WINNEBAGO COUNTIES:

	Rates	Fringes
IRONWORKER.....	\$ 32.98	27.47

Paid Holidays: New Year's Day, Memorial Day, July 4th, Labor Day, Thanksgiving Day & Christmas Day.

-----  
IRON0008-003 06/03/2018

KENOSHA, MILWAUKEE, OZAUKEE, RACINE, WALWORTH (N.E. 2/3), WASHINGTON, AND WAUKESHA COUNTIES

	Rates	Fringes
IRONWORKER.....	\$ 34.88	27.72

Paid Holidays: New Year's Day, Memorial Day, July 4th, Labor Day, Thanksgiving Day & Christmas Day.

-----  
IRON0383-001 06/01/2018

ADAMS, COLUMBIA, CRAWFORD, DANE, DODGE, FLORENCE, FOREST,  
GRANT, GREENE, (Excluding S.E. tip), GREEN LAKE, IOWA,  
JEFFERSON, JUNEAU, LA CROSSE, LAFAYETTE, LANGLADE, MARATHON,  
MARQUETTE, MENOMINEE, MONROE, PORTAGE, RICHLAND, ROCK (Northern  
area, vicinity of Edgerton and Milton), SAUK, VERNON, WAUPACA,  
WAUSHARA, AND WOOD COUNTIES

	Rates	Fringes
IRONWORKER.....	\$ 35.00	25.22
-----		
IRON0498-005 06/01/2019		

GREEN (S.E. 1/3), ROCK (South of Edgerton and Milton), and  
WALWORTH (S.W. 1/3) COUNTIES:

	Rates	Fringes
IRONWORKER.....	\$ 40.25	40.53
-----		
IRON0512-008 05/01/2018		

BARRON, BUFFALO, CHIPPEWA, CLARK, DUNN, EAU CLAIRE, JACKSON,  
PEPIN, PIERCE, POLK, RUSK, ST CROIX, TAYLOR, AND TREMPLEAU  
COUNTIES

	Rates	Fringes
IRONWORKER.....	\$ 37.10	10.10
-----		
IRON0512-021 05/01/2018		

ASHLAND, BAYFIELD, BURNETT, DOUGLAS, IRON, LINCOLN, ONEIDA,  
PRICE, SAWYER, VILAS AND WASHBURN COUNTIES

	Rates	Fringes
IRONWORKER.....	\$ 32.64	10.10
-----		
LAB00113-002 06/03/2019		



MILWAUKEE AND WAUKESHA COUNTIES

	Rates	Fringes
LABORER		
Group 1.....	\$ 29.02	22.00
Group 2.....	\$ 29.17	22.00
Group 3.....	\$ 29.37	22.00
Group 4.....	\$ 29.52	22.00
Group 5.....	\$ 29.67	22.00
Group 6.....	\$ 25.51	22.00

LABORERS CLASSIFICATIONS

GROUP 1: General Laborer; Tree Trimmer; Conduit Layer; Demolition and Wrecking Laborer; Guard Rail, Fence, and Bridge Builder; Landscaper; Multiplate Culvert Assembler; Stone Handler; Bituminous Worker (Shoveler, Loader, and Utility Man); Batch Truck Dumper or Cement Handler; Bituminous Worker (Dumper, Ironer, Smoother, and Tamper); Concrete Handler

GROUP 2: Air Tool Operator; Joint Sawyer and Filler (Pavement); Vibrator or Tamper Operator (Mechanical Hand Operated); Chain Saw Operator; Demolition Burning Torch Laborer

GROUP 3: Bituminous Worker (Raker and Luteman); Formsetter (Curb, Sidewalk, and Pavement); Strike Off Man

GROUP 4: Line and Grade Specialist

GROUP 5: Blaster and Powderman

GROUP 6: Flagperson; traffic control person

-----  
LAB00113-003 06/03/2019

OZAUKEE AND WASHINGTON COUNTIES

	Rates	Fringes
LABORER		

Group 1.....	\$ 28.27	22.00
Group 2.....	\$ 28.37	22.00
Group 3.....	\$ 28.42	22.00
Group 4.....	\$ 28.62	22.00
Group 5.....	\$ 28.47	22.00
Group 6.....	\$ 25.36	22.00

#### LABORERS CLASSIFICATIONS

GROUP 1: General Laborer; Tree Trimmer; Conduit Layer; Demolition and Wrecking Laborer; Guard Rail, Fence, and Bridge Builder; Landscaper; Multiplate Culvert Assembler; Stone Handler; Bituminous Worker (Shoveler, Loader, and Utility Man); Batch Truck Dumper or Cement Handler; Bituminous Worker (Dumper, Ironer, Smoother, and Tamper); Concrete Handler

GROUP 2: Air Tool Operator; Joint Sawyer and Filler (Pavement); Vibrator or Tamper Operator (Mechanical Hand Operated);

GROUP 3: Bituminous Worker (Raker and Luteman); Formsetter (Curb, Sidewalk, and Pavement); Strike Off Man

GROUP 4: Line and Grade Specialist

GROUP 5: Blaster; powderman

GROUP 6: Flagperson and Traffic Control Person

-----  
LAB00113-011 06/03/2019

#### KENOSHA AND RACINE COUNTIES

	Rates	Fringes
LABORER		
Group 1.....	\$ 28.08	22.00
Group 2.....	\$ 28.23	22.00
Group 3.....	\$ 28.43	22.00
Group 4.....	\$ 28.40	22.00
Group 5.....	\$ 28.73	22.00
Group 6.....	\$ 25.22	22.00

LABORERS CLASSIFICATIONS:

GROUP 1: General laborer; Tree Trimmer; Conduit Layer; Demolition and Wrecking Laborer; Guard Rail, Fence, and Bridge Builder; Landscaper; Multiplate Culvert Assembler; Stone Handler; Bituminous Worker (Shoveler, Loader, and Utility Man); Batch Truck Dumper or Cement Handler; Bituminous worker (Dumper, Ironer, Smoother, and Tamper); Concrete Handler

GROUP 2: Air Tool Operator; Joint Sawyer and Filler (Pavement); Vibrator or Tamper Operator (Mechanical Hand Operated); Chain Saw Operator; Demolition Burning Torch Laborer

GROUP 3: Bituminous Worker (Raker and Luteman); Formsetter (Curb, Sidewalk, and Pavement); Strike Off Man

GROUP 4: Line and Grade Specialist

GROUP 5: Blaster and Powderman

GROUP 6: Flagman; traffic control person

-----  
LAB00140-002 06/03/2019

ADAMS, ASHLAND, BARRON, BAYFIELD, BROWN, BUFFALO, BURNETT, CALUMET, CHIPPEWA, CLARK, COLUMBIA, CRAWFORD, DODGE, DOOR, DOUGLAS, DUNN, EAU CLAIRE, FLORENCE, FOND DU LAC, FOREST, GRANT, GREEN, GREEN LAKE, IRON, JACKSON, JUNEAU, IOWA, JEFFERSON, KEWAUNEE, LA CROSSE, LAFAYETTE, LANGLADE, LINCOLN, MANITOWOC, MARATHON, MARINETTE, MARQUETTE, MENOMINEE, MONROE, OCONTO, ONEIDA, OUTAGAMIE, PEPIN, PIERCE, POLK, PORTAGE, PRICE, RICHLAND, ROCK, RUSK, SAUK, SAWYER, SHAWANO, SHEBOYGAN, ST. CROIX, TAYLOR, TREMPLEAU, VERNON, VILLAS, WALWORTH, WASHBURN, WAUPACA, WAUSHARA, WINNEBAGO, AND WOOD COUNTIES

	Rates	Fringes
LABORER		
Group 1.....	\$ 32.84	17.54
Group 2.....	\$ 32.94	17.54
Group 3.....	\$ 32.99	17.54

Group 4.....	\$ 33.19	17.54
Group 5.....	\$ 33.04	17.54
Group 6.....	\$ 29.47	17.54

#### LABORER CLASSIFICATIONS

GROUP 1: General Laborer; Tree Trimmer; Conduit Layer;  
Demolition and Wrecking Laborer; Guard Rail, Fence, and  
Bridge Builder; Landscaper; Multiplate Culvert Assembler;  
Stone Handler; Bituminous Worker (Shoveler, Loader, and  
Utility Man); Batch Truck Dumper or Cement Handler;  
Bituminous Worker (Dumper, Ironer, Smoother and Tamper);  
Concrete Handler

GROUP 2: Air Tool Operator; Joint Sawyer and Filler  
(Pavement); Vibrator or Tamper Operator (Mechanical Hand  
Operated); Chain Saw Operator, Demolition Burning Torch  
Laborer

GROUP 3: Bituminous Worker (Raker and Luteman); Formsetter  
(Curb, Sidewalk and Pavement); Strike Off Man

GROUP 4: Line and Grade Specialist

GROUP 5: Blaster; powderman

GROUP 6: Flagperson; Traffic Control

-----  
LAB00464-003 06/03/2019

#### DANE COUNTY

	Rates	Fringes
LABORER		
Group 1.....	\$ 33.12	17.54
Group 2.....	\$ 33.22	17.54
Group 3.....	\$ 33.27	17.54
Group 4.....	\$ 33.47	17.54
Group 5.....	\$ 33.32	17.54
Group 6.....	\$ 29.47	17.54

#### LABORERS CLASSIFICATIONS:

GROUP 1: General Laborer; Tree Trimmer; Conduit Layer; Demolition and Wrecking Laborer; Guard Rail, Fence, and Bridge Builder; Landscaper; Multiplate Culvert Assembler; Stone Handler; Bituminous Worker (Shoveler, Loader, and Utility Man); Batch Truck Dumper or Cement Handler; Bituminous Worker (Dumper, Ironer, Smoother, and Tamper); Concrete Handler

GROUP 2: Air Tool Operator; Joint Sawyer and Filler (Pavement); Vibrator or Tamper Operator (Mechanical Hand Operated); Chain Saw Operator; Demolition Burning Torch Laborer

GROUP 3: Bituminous Worker (Raker and Luteman); Formsetter (Curb, Sidewalk, and Pavement); Strike Off Man

GROUP 4: Line and Grade Specialist

GROUP 5: Blaster; Powderman

GROUP 6: Flagperson and Traffic Control Person

-----  
PAIN0106-008 05/01/2017

ASHLAND, BAYFIELD, BURNETT, AND DOUGLAS COUNTIES

	Rates	Fringes
Painters:		
New:		
Brush, Roller.....	\$ 30.33	17.27
Spray, Sandblast, Steel....	\$ 30.93	17.27
Repaint:		
Brush, Roller.....	\$ 28.83	17.27
Spray, Sandblast, Steel....	\$ 29.43	17.27

-----  
PAIN0108-002 06/01/2017

RACINE COUNTY

	Rates	Fringes
Painters:		
Brush, Roller.....	\$ 33.74	18.95

Spray & Sandblast.....	\$ 34.74	18.95
------------------------	----------	-------

-----  
PAIN0259-002 05/01/2008

BARRON, CHIPPEWA, DUNN, EAU CLAIRE, PEPIN, PIERCE, POLK, RUSK,  
SAWYER, ST. CROIX, AND WASHBURN COUNTIES

	Rates	Fringes
--	-------	---------

PAINTER.....	\$ 24.11	12.15
--------------	----------	-------

-----  
PAIN0259-004 05/01/2015

BUFFALO, CRAWFORD, JACKSON, LA CROSSE, MONROE, TREMPLEAU, AND  
VERNON COUNTIES

	Rates	Fringes
--	-------	---------

PAINTER.....	\$ 22.03	12.45
--------------	----------	-------

-----  
PAIN0781-002 06/01/2018

JEFFERSON, MILWAUKEE, OZAUKEE, WASHINGTON, AND WAUKESHA COUNTIES

	Rates	Fringes
--	-------	---------

Painters:

Bridge.....	\$ 31.60	23.51
-------------	----------	-------

Brush.....	\$ 31.55	23.51
------------	----------	-------

Spray & Sandblast.....	\$ 32.30	23.51
------------------------	----------	-------

-----  
PAIN0802-002 06/01/2017

COLUMBIA, DANE, DODGE, GRANT, GREEN, IOWA, LAFAYETTE, RICHLAND,  
ROCK, AND SAUK COUNTIES

	Rates	Fringes
--	-------	---------

PAINTER

Brush.....	\$ 28.25	17.72
------------	----------	-------

PREMIUM PAY:

Structural Steel, Spray, Bridges = \$1.00 additional per hour.

-----  
PAIN0802-003 06/01/2017

ADAMS, BROWN, CALUMET, CLARK, DOOR, FOND DU LAC, FOREST, GREEN  
LAKE, IRON, JUNEAU, KEWAUNEE, LANGLADE, LINCOLN, MANITOWOC,  
MARATHON, MARINETTE, MARQUETTE, MENOMINEE, OCONTO, ONEIDA,  
OUTAGAMIE, PORTAGE, PRICE, SHAWANO, SHEBOYGAN, TAYLOR, VILAS,  
WAUSHARA, WAUPACA, WINNEBAGO, AND WOOD COUNTIES

	Rates	Fringes
PAINTER.....	\$ 24.89	12.05

-----

PAIN0934-001 06/01/2017

KENOSHA AND WALWORTH COUNTIES

	Rates	Fringes
Painters:		
Brush.....	\$ 33.74	18.95
Spray.....	\$ 34.74	18.95
Structural Steel.....	\$ 33.89	18.95

-----

PAIN1011-002 06/01/2017

FLORENCE COUNTY

	Rates	Fringes
Painters:.....	\$ 24.86	12.23

-----

PLAS0599-010 06/01/2017

	Rates	Fringes
CEMENT MASON/CONCRETE FINISHER		
Area 1.....	\$ 39.46	17.17
Area 2 (BAC).....	\$ 35.07	19.75
Area 3.....	\$ 35.61	19.40
Area 4.....	\$ 34.70	20.51

Area 5.....	\$ 36.27	18.73
Area 6.....	\$ 32.02	22.99

#### AREA DESCRIPTIONS

AREA 1: BAYFIELD, DOUGLAS, PRICE, SAWYER, AND WASHBURN  
COUNTIES

AREA 2: ADAMS, ASHLAND, BARRON, BROWN, BURNETT, CALUMET,  
CHIPPEWA, CLARK, COLUMBIA, DODGE, DOOR, DUNN, FLORENCE,  
FOND DU LAC, FOREST, GREEN LAKE, IRON, JEFFERSON, KEWAUNEE,  
LANGLADE, LINCOLN, MANITOWOC, MARATHON, MARINETTE,  
MARQUETTE, MENOMINEE, OCONTO, ONEIDA, OUTAGAMIE, POLK,  
PORTAGE, RUSK, ST CROIX, SAUK, SHAWANO, SHEBOYGAN, TAYLOR,  
VILAS, WALWORTH, WAUPACA, WAUSHARA, WINNEBAGO, AND WOOD  
COUNTIES

AREA 3: BUFFALO, CRAWFORD, EAU CLAIRE, JACKSON, JUNEAU, LA  
CROSSE MONROE, PEPIN, PIERCE, RICHLAND, TREMPLEAU, AND  
VERNON COUNTIES

AREA 4: MILWAUKEE, OZAUKEE, WASHINGTON, AND WAUKESHA COUNTIES

AREA 5: DANE, GRANT, GREEN, IOWA, LAFAYETTE, AND ROCK  
COUNTIES

AREA 6: KENOSHA AND RACINE COUNTIES

-----  
TEAM0039-001 06/01/2019

	Rates	Fringes
TRUCK DRIVER		
1 & 2 Axles.....	\$ 29.57	22.03
3 or more Axles; Euclids		
Dumptor & Articulated,		
Truck Mechanic.....	\$ 29.72	22.03
-----		
WELL DRILLER.....	\$ 16.52	3.70
-----		

WELDERS - Receive rate prescribed for craft performing  
operation to which welding is incidental.



=====

Note: Executive Order (EO) 13706, Establishing Paid Sick Leave for Federal Contractors applies to all contracts subject to the Davis-Bacon Act for which the contract is awarded (and any solicitation was issued) on or after January 1, 2017. If this contract is covered by the EO, the contractor must provide employees with 1 hour of paid sick leave for every 30 hours they work, up to 56 hours of paid sick leave each year. Employees must be permitted to use paid sick leave for their own illness, injury or other health-related needs, including preventive care; to assist a family member (or person who is like family to the employee) who is ill, injured, or has other health-related needs, including preventive care; or for reasons resulting from, or to assist a family member (or person who is like family to the employee) who is a victim of, domestic violence, sexual assault, or stalking. Additional information on contractor requirements and worker protections under the EO is available at [www.dol.gov/whd/govcontracts](http://www.dol.gov/whd/govcontracts).

Unlisted classifications needed for work not included within the scope of the classifications listed may be added after award only as provided in the labor standards contract clauses (29CFR 5.5 (a) (1) (ii)).

-----

The body of each wage determination lists the classification and wage rates that have been found to be prevailing for the cited type(s) of construction in the area covered by the wage determination. The classifications are listed in alphabetical order of ""identifiers"" that indicate whether the particular rate is a union rate (current union negotiated rate for local), a survey rate (weighted average rate) or a union average rate (weighted union average rate).

#### Union Rate Identifiers

A four letter classification abbreviation identifier enclosed in dotted lines beginning with characters other than ""SU"" or ""UAVG"" denotes that the union classification and rate were prevailing for that classification in the survey. Example:

PLUM0198-005 07/01/2014. PLUM is an abbreviation identifier of the union which prevailed in the survey for this classification, which in this example would be Plumbers. 0198 indicates the local union number or district council number where applicable, i.e., Plumbers Local 0198. The next number, 005 in the example, is an internal number used in processing the wage determination. 07/01/2014 is the effective date of the most current negotiated rate, which in this example is July 1, 2014.

Union prevailing wage rates are updated to reflect all rate changes in the collective bargaining agreement (CBA) governing this classification and rate.

#### Survey Rate Identifiers

Classifications listed under the "SU" identifier indicate that no one rate prevailed for this classification in the survey and the published rate is derived by computing a weighted average rate based on all the rates reported in the survey for that classification. As this weighted average rate includes all rates reported in the survey, it may include both union and non-union rates. Example: SULA2012-007 5/13/2014. SU indicates the rates are survey rates based on a weighted average calculation of rates and are not majority rates. LA indicates the State of Louisiana. 2012 is the year of survey on which these classifications and rates are based. The next number, 007 in the example, is an internal number used in producing the wage determination. 5/13/2014 indicates the survey completion date for the classifications and rates under that identifier.

Survey wage rates are not updated and remain in effect until a new survey is conducted.

#### Union Average Rate Identifiers

Classification(s) listed under the UAVG identifier indicate that no single majority rate prevailed for those classifications; however, 100% of the data reported for the classifications was union data. EXAMPLE: UAVG-OH-0010 08/29/2014. UAVG indicates that the rate is a weighted union average rate. OH indicates the state. The next number, 0010 in the example, is an internal number used in producing the wage determination. 08/29/2014 indicates the survey completion date for the classifications and rates under that identifier.

A UAVG rate will be updated once a year, usually in January of each year, to reflect a weighted average of the current negotiated/CBA rate of the union locals from which the rate is based.

---

#### WAGE DETERMINATION APPEALS PROCESS

1.) Has there been an initial decision in the matter? This can be:

- \* an existing published wage determination
- \* a survey underlying a wage determination
- \* a Wage and Hour Division letter setting forth a position on a wage determination matter
- \* a conformance (additional classification and rate) ruling

On survey related matters, initial contact, including requests for summaries of surveys, should be with the Wage and Hour Regional Office for the area in which the survey was conducted because those Regional Offices have responsibility for the Davis-Bacon survey program. If the response from this initial contact is not satisfactory, then the process described in 2.) and 3.) should be followed.

With regard to any other matter not yet ripe for the formal process described here, initial contact should be with the Branch of Construction Wage Determinations. Write to:

Branch of Construction Wage Determinations  
Wage and Hour Division  
U.S. Department of Labor  
200 Constitution Avenue, N.W.  
Washington, DC 20210

2.) If the answer to the question in 1.) is yes, then an interested party (those affected by the action) can request review and reconsideration from the Wage and Hour Administrator (See 29 CFR Part 1.8 and 29 CFR Part 7). Write to:

Wage and Hour Administrator

U.S. Department of Labor  
200 Constitution Avenue, N.W.  
Washington, DC 20210

The request should be accompanied by a full statement of the interested party's position and by any information (wage payment data, project description, area practice material, etc.) that the requestor considers relevant to the issue.

3.) If the decision of the Administrator is not favorable, an interested party may appeal directly to the Administrative Review Board (formerly the Wage Appeals Board). Write to:

Administrative Review Board  
U.S. Department of Labor  
200 Constitution Avenue, N.W.  
Washington, DC 20210

4.) All decisions by the Administrative Review Board are final.

=====

END OF GENERAL DECISION"

"General Decision Number: WI20190008 11/29/2019

Superseded General Decision Number: WI20180008

State: Wisconsin

Construction Types: Heavy (Sewer and Water Line and Tunnel)

Counties: Wisconsin Statewide.

TUNNEL, SEWER & WATER LINE CONSTRUCTION PROJECTS

Note: Under Executive Order (EO) 13658, an hourly minimum wage of \$10.60 for calendar year 2019 applies to all contracts subject to the Davis-Bacon Act for which the contract is awarded (and any solicitation was issued) on or after January 1, 2015. If this contract is covered by the EO, the contractor must pay all workers in any classification listed on this wage determination at least \$10.60 per hour (or the applicable wage rate listed on this wage determination, if it is higher) for all hours spent performing on the contract in calendar year 2019. If this contract is covered by the EO and a classification considered necessary for performance of work on the contract does not appear on this wage determination, the contractor must pay workers in that classification at least the wage rate determined through the conformance process set forth in 29 CFR 5.5(a)(1)(ii) (or the EO minimum wage rate, if it is higher than the conformed wage rate). The EO minimum wage rate will be adjusted annually. Please note that this EO applies to the above-mentioned types of contracts entered into by the federal government that are subject to the Davis-Bacon Act itself, but it does not apply to contracts subject only to the Davis-Bacon Related Acts, including those set forth at 29 CFR 5.1(a)(2)-(60). Additional information on contractor requirements and worker protections under the EO is available at [www.dol.gov/whd/govcontracts](http://www.dol.gov/whd/govcontracts).

Modification Number      Publication Date

0	01/04/2019
1	02/22/2019
2	05/17/2019
3	07/26/2019
4	11/08/2019
5	11/15/2019
6	11/22/2019
7	11/29/2019

BRWI0001-002 06/01/2018

CRAWFORD, JACKSON, JUNEAU, LA CROSSE, MONROE, TREMPLEAU, AND  
VERNON COUNTIES

	Rates	Fringes
BRICKLAYER.....	\$ 33.06	22.65
-----		

BRWI0002-002 06/01/2018

ASHLAND, BAYFIELD, DOUGLAS, AND IRON COUNTIES

	Rates	Fringes
BRICKLAYER.....	\$ 38.87	21.26
-----		

BRWI0002-005 06/01/2018

ADAMS, ASHLAND, BARRON, BROWN, BURNETT, CALUMET, CHIPPEWA,  
CLARK, COLUMBIA, DODGE, DOOR, DUNN, FLORENCE, FOND DU LAC,  
FOREST, GREEN LAKE, IRON, JEFFERSON, KEWAUNEE, LANGLADE,  
LINCOLN, MANITOWOC, MARATHON, MARINETTE, MARQUETTE, MENOMINEE,  
OCONTO, ONEIDA, OUTAGAMIE, POLK, PORTAGE, RUSK, ST CROIX, SAUK,  
SHAWANO, SHEBOYGAN, TAYLOR, VILAS, WALWORTH, WAUPACA, WAUSHARA,  
WINNEBAGO, AND WOOD COUNTIES

	Rates	Fringes
CEMENT MASON/CONCRETE FINISHER...	\$ 35.39	21.46
-----		

BRWI0003-002 06/01/2018

BROWN, DOOR, FLORENCE, KEWAUNEE, MARINETTE, AND OCONTO COUNTIES

	Rates	Fringes
BRICKLAYER.....	\$ 33.44	22.27

-----  
BRWI0004-002 06/01/2018

KENOSHA, RACINE, AND WALWORTH COUNTIES

	Rates	Fringes
BRICKLAYER.....	\$ 37.66	23.35

-----  
BRWI0006-002 06/01/2018

ADAMS, CLARK, FOREST, LANGLADE, LINCOLN, MARATHON, MENOMINEE,  
ONEIDA, PORTAGE, PRICE, TAYLOR, VILAS AND WOOD COUNTIES

	Rates	Fringes
BRICKLAYER.....	\$ 34.30	21.41

-----  
BRWI0007-002 06/01/2018

GREEN, LAFAYETTE, AND ROCK COUNTIES

	Rates	Fringes
BRICKLAYER.....	\$ 34.82	22.59

-----  
BRWI0008-002 06/01/2018

MILWAUKEE, OZAUKEE, WASHINGTON, AND WAUKESHA COUNTIES

	Rates	Fringes
BRICKLAYER.....	\$ 38.03	22.55

-----  
BRWI0009-001 06/01/2018

GREEN LAKE, MARQUETTE, OUTAGAMIE, SHAWANO, WAUPACA, WASHARA,  
AND WINNEBAGO COUNTIES

	Rates	Fringes
BRICKLAYER.....	\$ 33.44	22.27
-----		
BRWI0011-002 06/01/2018		

CALUMET, FOND DU LAC, MANITOWOC, AND SHEBOYGAN COUNTIES

	Rates	Fringes
BRICKLAYER.....	\$ 33.44	22.27
-----		
BRWI0013-002 06/01/2018		

DANE, GRANT, IOWA, AND RICHLAND COUNTIES

	Rates	Fringes
BRICKLAYER.....	\$ 34.80	22.61
-----		
BRWI0019-002 06/01/2018		

BARRON, BUFFALO, BURNETT, CHIPPEWA, DUNN, EAU CLAIRE, PEPIN,  
PIERCE, POLK, RUSK, ST. CROIX, SAWYER AND WASHBURN COUNTIES

	Rates	Fringes
BRICKLAYER.....	\$ 32.97	22.74
-----		
BRWI0021-002 06/01/2018		

DODGE AND JEFFERSON COUNTIES

	Rates	Fringes
BRICKLAYER.....	\$ 35.24	22.15
-----		
BRWI0034-002 06/01/2018		

COLUMBIA AND SAUK COUNTIES

	Rates	Fringes
BRICKLAYER.....	\$ 34.80	22.61



-----  
CARP0087-001 05/01/2016

BURNETT (W. of Hwy 48), PIERCE (W. of Hwy 29), POLK (W. of Hwys  
35, 48 & 65), AND ST. CROIX (W. of Hwy 65) COUNTIES

	Rates	Fringes
Carpenter & Piledrivermen.....	\$ 36.85	18.39

-----

CARP0252-002 06/01/2016

ADAMS, BARRON, BAYFIELD (Eastern 2/3), BROWN, BUFFALO,  
BURNETT (E. of Hwy 48), CALUMET, CHIPPEWA, CLARK, COLUMBIA,  
CRAWFORD, DANE, DODGE, DOOR, DUNN, EAU CLAIRE, FLORENCE (except  
area bordering Michigan State Line), FOND DU LAC, FOREST,  
GRANT, GREEN, GREEN LAKE, IOWA, IRON, JACKSON, JEFFERSON,  
JUNEAU, KEWAUNEE, LA CROSSE, LAFAYETTE, LANGLADE, LINCOLN,  
MANITOWOC, MARATHON, MARINETTE (except N.E. corner), MARQUETTE,  
MENOMINEE, MONROE, OCONTO, ONEIDA, OUTAGAMIE, PEPIN, PIERCE (E.  
of Hwys 29 & 65), POLK (E. of Hwys 35, 48 & 65), PORTAGE,  
PRICE, RICHLAND, ROCK, RUSK, SAUK, SAWYER, SHAWANO, SHEBOYGAN,  
ST CROIX (E. of Hwy 65), TAYLOR, TREMPLEAU, VERNON, VILAS,  
WALWORTH, WASHBURN, WAUPACA, WAUSHARA, WINNEBAGO, AND WOOD  
COUNTIES

	Rates	Fringes
CARPENTER		
CARPENTER.....	\$ 33.56	18.00
MILLWRIGHT.....	\$ 35.08	18.35
PILEDRIVER.....	\$ 34.12	18.00

-----

CARP0252-010 06/01/2016

ASHLAND COUNTY

	Rates	Fringes
Carpenters		
Carpenter.....	\$ 33.56	18.00
Millwright.....	\$ 35.08	18.35
Pile Driver.....	\$ 34.12	18.00

-----  
CARP0264-003 06/01/2016

KENOSHA, MILWAUKEE, OZAUKEE, RACINE, WAUKESHA, AND WASHINGTON  
COUNTIES

	Rates	Fringes
CARPENTER.....	\$ 35.78	22.11

-----

CARP0361-004 05/01/2018

BAYFIELD (West of Hwy 63) AND DOUGLAS COUNTIES

	Rates	Fringes
CARPENTER.....	\$ 36.15	20.43

-----

CARP2337-001 06/01/2016

ZONE A: MILWAUKEE, OZAUKEE, WAUKESHA AND WASHINGTON

ZONE B: KENOSHA & RACINE

	Rates	Fringes
PILEDRIVERMAN		
Zone A.....	\$ 31.03	22.69
Zone B.....	\$ 31.03	22.69

-----

CARP2337-003 06/01/2016

	Rates	Fringes
MILLWRIGHT		
Zone A.....	\$ 29.98	21.53
Zone B.....	\$ 29.98	21.53

ZONE DEFINITIONS

ZONE A: MILWAUKEE, OZAUKEE, WAUKESHA AND WASHINGTON COUNTIES

ZONE B: KENOSHA & RACINE COUNTIES

-----  
ELEC0014-002 06/03/2019

ASHLAND, BARRON, BAYFIELD, BUFFALO, BURNETT, CHIPPEWA, CLARK  
(except Maryville, Colby, Unity, Sherman, Fremont, Lynn &  
Sherwood), CRAWFORD, DUNN, EAU CLAIRE, GRANT, IRON, JACKSON, LA  
CROSSE, MONROE, PEPIN, PIERCE, POLK, PRICE, RICHLAND, RUSK, ST  
CROIX, SAWYER, TAYLOR, TREMPLEAU, VERNON, AND WASHBURN  
COUNTIES

	Rates	Fringes
Electricians:.....	\$ 35.59	20.87

-----

\* ELEC0127-002 06/01/2019

KENOSHA COUNTY

	Rates	Fringes
Electricians:.....	\$ 40.49	30%+12.07

-----

ELEC0158-002 06/04/2018

BROWN, DOOR, KEWAUNEE, MANITOWOC (except Schleswig),  
MARINETTE(Wausaukee and area South thereof), OCONTO, MENOMINEE  
(East of a line 6 miles West of the West boundary of Oconto  
County), SHAWANO (Except Area North of Townships of Aniwa and  
Hutchins) COUNTIES

	Rates	Fringes
Electricians:.....	\$ 32.50	19.68

-----

ELEC0159-003 06/01/2019

COLUMBIA, DANE, DODGE (Area West of Hwy 26, except Chester and  
Emmet Townships), GREEN, LAKE (except Townships of Berlin,  
Seneca, and St. Marie), IOWA, MARQUETTE (except Townships of  
Neshkoka, Crystal Lake, Newton, and Springfield), and SAUK  
COUNTIES

	Rates	Fringes
Electricians:.....	\$ 40.30	22.24

-----

ELEC0219-004 06/01/2016

FLORENCE COUNTY (Townships of Aurora, Commonwealth, Fern,  
Florence and Homestead) AND MARINETTE COUNTY (Township of  
Niagara)

	Rates	Fringes
Electricians:		
Electrical contracts over		
\$180,000.....	\$ 32.38	18.63
Electrical contracts under		
\$180,000.....	\$ 30.18	18.42

-----

ELEC0242-005 05/16/2018

DOUGLAS COUNTY

	Rates	Fringes
Electricians:.....	\$ 36.85	26.17

-----

ELEC0388-002 06/03/2018

ADAMS, CLARK (Colby, Freemont, Lynn, Mayville, Sherman,  
Sherwood, Unity), FOREST, JUNEAU, LANGLADE, LINCOLN, MARATHON,  
MARINETTE (Beecher, Dunbar, Goodman & Pembine), MENOMINEE (Area  
West of a line 6 miles West of the West boundary of Oconto  
County), ONEIDA, PORTAGE, SHAWANO (Aniwa and Hutchins), VILAS  
AND WOOD COUNTIES

	Rates	Fringes
Electricians:.....	\$ 32.55	19.02

-----

ELEC0430-002 06/01/2019

RACINE COUNTY (Except Burlington Township)

	Rates	Fringes
Electricians:.....	\$ 40.30	22.04

-----  
ELEC0494-005 06/01/2018

MILWAUKEE, OZAUKEE, WASHINGTON, AND WAUKESHA COUNTIES

	Rates	Fringes
Electricians:.....	\$ 39.31	24.69

-----  
ELEC0494-006 06/01/2018

CALUMET (Township of New Holstein), DODGE (East of Hwy 26 including Chester Township), FOND DU LAC, MANITOWOC (Schleswig), and SHEBOYGAN COUNTIES

	Rates	Fringes
Electricians:.....	\$ 33.40	22.08

-----  
ELEC0577-003 06/01/2019

CALUMET (except Township of New Holstein), GREEN LAKE (N. part including Townships of Berlin, St Marie, and Seneca), MARQUETTE (N. part including Townships of Crystal Lake, Neshkoro, Newton, and Springfield), OUTAGAMIE, WAUPACA, WAUSHARA, AND WINNEBAGO COUNTIES

	Rates	Fringes
Electricians:.....	\$ 33.15	28.50%+10.00

-----  
ELEC0890-003 06/01/2019

DODGE (Emmet Township only), GREEN, JEFFERSON, LAFAYETTE, RACINE (Burlington Township), ROCK AND WALWORTH COUNTIES

	Rates	Fringes
--	-------	---------

Electricians:.....\$ 35.91      25.95%+10.83

-----  
ENGI0139-003 06/03/2019

REMAINING COUNTIES

	Rates	Fringes
Power Equipment Operator		
Group 1.....	\$ 41.52	22.45
Group 2.....	\$ 40.27	22.45
Group 3.....	\$ 38.97	22.45
Group 4.....	\$ 38.44	22.45
Group 5.....	\$ 36.37	22.45
Group 6.....	\$ 34.84	22.45

HAZARDOUS WASTE PREMIUMS:

EPA Level ""A"" Protection: \$3.00 per hour

EPA Level ""B"" Protection: \$2.00 per hour

EPA Level ""C"" Protection: \$1.00 per hour

POWER EQUIPMENT OPERATORS CLASSIFICATIONS

GROUP 1: Cranes, Tower Cranes and Derricks with or without attachments with a lifting capacity of over 100 tons; Cranes, Tower Cranes, and Derricks with boom, leads and/or jib lengths 176 ft or longer.

GROUP 2: Backhoes (Excavators) weighing 130,00 lbs and over; Cranes, Tower Cranes and Derricks with or without attachments with a lifting capacity of 100 tons or less; Cranes, Tower Cranes, and Derricks with boom, leads, and/or jib lengths 175 ft or less; Caisson Rigs; Pile Driver

GROUP 3: Backhoes (Excavators) weighing under 130,000 lbs; Travelling Crane (bridge type); Milling Machine; Concrete Paver over 27 E; Concrete Spreader and Distributor; Concrete Laser Screed; Concrete Grinder and Planing Machine; Slipform Curb and Gutter Machine; Boring Machine (Directional); Dredge Operator; Skid Rigs; over 46 meter Concrete Pump.

GROUP 4: Hydraulic Backhoe (tractor or truck mounted); Hydraulic Crane, 10 tons or less; Tractor, Bulldozer, or End Loader (over 40 hp); Motor Patrol; Scraper Operator;

Bituminous Plant and Paver Operator; Screed-Milling Machine; Roller over 5 tons; Concrete pumps 46 meter and under; Grout Pumps; Rotec type machine; Hydro Blaster, 10,000 psi and over; Rotary Drill Operator; Percussion Drilling Machine; Air Track Drill with or without integral hammer; Blaster; Boring Machine (vertical or horizontal); Side Boom; Trencher, wheel type or chain type having 8 inch or larger bucket; Rail Leveling Machine (Railroad); Tie Placer; Tie Extractor; Tie Tamper; Stone Leveler; Straddle Carrier; Material Hoists; Stack Hoist; Man Hoists; Mechanic and Welder; Off Road Material Haulers.

GROUP 5: Tractor, Bulldozer, or Endloader (under 40 hp); Tampers -Compactors, riding type; Stump Chipper, large; Roller, Rubber Tire; Backfiller; Trencher, chain type (bucket under 8 inch); Concrete Auto Breaker, large; Concrete Finishing Machine (road type); Concrete Batch Hopper; Concrete Conveyor Systems; Concrete Mixers, 14S or over; Pumps, Screw Type and Gypsum); Hydrohammers, small; Brooms and Sweepers; Lift Slab Machine; Roller under 5 tons; Industrial Locomotives; Fireman (Pile Drivers and Derricks); Pumps (well points); Hoists, automatic; A-Frames and Winch Trucks; Hoists (tuggers); Boats (Tug, Safety, Work Barges and Launches); Assistant Engineer

GROUP 6: Shouldering Machine Operator; Farm or Industrial Tractor mounted equipment; Post Hole Digger; Auger (vertical and horizontal); Skid Steer Loader with or without attachments; Robotic Tool Carrier with or without attachments; Power Pack Vibratory/Ultra Sound Driver and Extractor; Fireman (Asphalt Plants); Screed Operator; Stone Crushers and Screening Plants; Air, Electric, Hydraulic Jacks (Slip Form); Prestress Machines; Air Compressor, 400 CFM or over; Refrigeration Plant/Freeze Machine; Boiler Operators (temporary heat); Forklifts; Welding Machines; Generators; Pumps over 3"; Heaters, Mechanical; Combination small equipment operator; Winches, small electric; Oiler; Greaser; Rotary Drill Tender; Conveyor; Elevator Operator

-----  
\* ENGI0139-007 06/03/2019

DODGE, FOND DU LAC, JEFFERSON, KENOSHA, MILWAUKEE, OZAUKEE,  
RACINE, SHEBOYGAN, WALWORTH, WASHINGTON, AND WAUKESHA COUNTIES

	Rates	Fringes
Power Equipment Operator		
Group 1.....	\$ 41.19	22.20
Group 2.....	\$ 40.41	22.20
Group 3.....	\$ 39.46	22.20
Group 4.....	\$ 38.41	22.20
Group 5.....	\$ 37.01	22.20

#### HAZARDOUS WASTE PREMIUMS:

EPA Level "A" Protection: \$3.00 per hour

EPA Level "B" Protection: \$2.00 per hour

EPA Level "C" Protection: \$1.00 per hour

#### POWER EQUIPMENT OPERATORS CLASSIFICATIONS

GROUP 1: Cranes, Tower Cranes, and Derricks with or without attachments, with a lifting capacity of over 100 tons; or Cranes, Tower Cranes, and Derricks with boom, leads, and/or jib lengths measuring 176 feet or longer; Backhoes (Excavators) 130,000 lbs and over; Caisson Rigs and Pile Drivers

GROUP 2: Cranes, Tower Cranes and Derricks with or without attachments with a lifting capacity of 100 tons or under; or Cranes, Tower Cranes, and Derricks with boom, lead, and/or jib lengths measuring 175 feet or under; Backhoes (Excavators) under 130,000 lbs; Skid Rigs; Dredge Operator; Traveling Crane (Bridge type); Concrete Paver over 27 E; Concrete Spreader and Distributor; Concrete Pumps and Boring Machines (directional)

GROUP 3: Material Hoists; Stack Hoists; Tractor or Truck mounted Hydraulic Backhoe; Tractor or Truck Mounted Hydraulic Crane, 5 tons or under; Manhoist; Tractor over 40 hp; Bulldozer over 40 hp; Endloader over 40 hp; Forklift, 25 ft and over; Motor Patrol; Scraper Operator; Sideboom; Straddle Carrier; Mechanic and Welder; Bituminous Plant and Paver Operator; Roller over 5 tons; Percussion Drill Operator; Rotary Drill Operator; Blaster; Air Track Drill; Trencher (wheel type or chain type having over 8 inch bucket); Elevator; Milling Machine and Boring Machine (horizontal or vertical); Backhoe Mounted Compactor



GROUP 4: Backfiller; Concrete Auto Breaker (large); Concrete Finishing Machine (road type); Roller, Rubber Tire; Concrete Batch Hopper; Concrete Conveyor System; Concrete Mixers (14S or over); Screw type Pumps and Gypsum Pumps; Grout Pumps; Tractor, Bulldozer, End Loader, under 40 hp; Pumps (well points); Trencher (chain type 8 inch or smaller bucket; Industrial Locomotives; Roller under 5 tons; Fireman (Piledrivers and Derricks); Robotic Tool Carrier with or without attachments.

GROUP 5: Hoists (Automatic); Forklift, 12 ft to 25 ft; Tamper-Compactors, riding type; A-Frame andWinch Trucks; Concrete Auto Breaker; Hydrohammer, small; Brooms and Sweepers; Hoist (Tuggers); Stump Chipper, large; Boats (Tug, Safety, Work Barges and Launch); Shouldering Machine Operator; Screed Operator; Farm or Industrial Tractor; Post Hole Digger; Stone Crushers and Screening Plants; Firemen (Asphalt Plants); Air Compressor (400 CFM or over); Augers (vertical and horizontal); Generators, 150 KW and over; Air, Electric Hydraulic Jacks (Slipform); Prestress Machines; Skid Steer Loader with or without attachments; Boiler operators (temporary heat); Forklift, 12 ft and under; Screed Operator Milling Machine; Refrigeration Plant/Freeze Machine; Power Pack Vibratory/Ultra Sound Driver and Extractor; Generators under 150 KW; Combination small equipment operator; Compressors under 400 CFM; Welding Machines; Heaters, Mechanical; Pumps; Winches, Small Electric; Oiler and Greaser; Conveyor; High pressure utility locating machine (daylighting machine).

-----  
IRON0008-002 06/03/2018

BROWN, CALUMET, DOOR, FOND DU LAC, KEWAUNEE, MANITOWOC, MARINETTE, OCONTO, OUTAGAMI, SHAWANO, SHEBOYGAN, AND WINNEBAGO COUNTIES:

	Rates	Fringes
IRONWORKER.....	\$ 32.98	27.47

Paid Holidays: New Year's Day, Memorial Day, July 4th, Labor Day, Thanksgiving Day & Christmas Day.

-----  
IRON0008-003 06/03/2018

KENOSHA, MILWAUKEE, OZAUKEE, RACINE, WALWORTH (N.E. 2/3),  
WASHINGTON, AND WAUKESHA COUNTIES

	Rates	Fringes
IRONWORKER.....	\$ 34.88	27.72

Paid Holidays: New Year's Day, Memorial Day, July 4th, Labor  
Day, Thanksgiving Day & Christmas Day.

-----  
IRON0383-001 06/01/2018

ADAMS, COLUMBIA, CRAWFORD, DANE, DODGE, FLORENCE, FOREST,  
GRANT, GREENE, (Excluding S.E. tip), GREEN LAKE, IOWA,  
JEFFERSON, JUNEAU, LA CROSSE, LAFAYETTE, LANGLADE, MARATHON,  
MARQUETTE, MENOMINEE, MONROE, PORTAGE, RICHLAND, ROCK (Northern  
area, vicinity of Edgerton and Milton), SAUK, VERNON, WAUPACA,  
WAUSHARA, AND WOOD COUNTIES

	Rates	Fringes
IRONWORKER.....	\$ 35.00	25.22

-----  
IRON0498-005 06/01/2019

GREEN (S.E. 1/3), ROCK (South of Edgerton and Milton), and  
WALWORTH (S.W. 1/3) COUNTIES:

	Rates	Fringes
IRONWORKER.....	\$ 40.25	40.53

-----  
IRON0512-008 05/01/2018

BARRON, BUFFALO, CHIPPEWA, CLARK, DUNN, EAU CLAIRE, JACKSON,  
PEPIN, PIERCE, POLK, RUSK, ST CROIX, TAYLOR, AND TREMPLEAU  
COUNTIES

	Rates	Fringes
IRONWORKER.....	\$ 37.10	10.10

-----

IRON0512-021 05/01/2018

ASHLAND, BAYFIELD, BURNETT, DOUGLAS, IRON, LINCOLN, ONEIDA,  
PRICE, SAWYER, VILAS AND WASHBURN COUNTIES

	Rates	Fringes
IRONWORKER.....	\$ 32.64	10.10

-----

LABO0113-004 06/04/2018

MILWAUKEE, OZAUKEE, WASHINGTON, AND WAUKESHA COUNTIES

	Rates	Fringes
Laborers: (Open Cut)		
Group 1.....	\$ 15.11	20.65
Group 2.....	\$ 17.38	20.65
Group 3.....	\$ 20.92	20.65
Group 4.....	\$ 30.29	20.65
Group 5.....	\$ 30.43	20.65
Group 6.....	\$ 30.49	20.65
Group 7.....	\$ 32.70	20.65
Group 8.....	\$ 35.52	20.65
Group 9.....	\$ 36.16	20.65

LABORERS CLASSIFICATIONS [OPEN CUT]

GROUP 1: Yard Laborer

GROUP 2: Landscaper

GROUP 3: Flag Person

GROUP 4: Paving Laborer

GROUP 5: General Laborer on Surface; Top Man

GROUP 6: Mud Mixer

GROUP 7: Mucker; Form Stripper; Bottom Digger and Misc;  
Bottom Man and Welder on Surface

GROUP 8: Concrete Manhole Builder; Caisson Worker; Miner;  
Pipe Layer; Rock Driller and Joint Man; Timber Man and  
Concrete Brusher; Bracer in Trench Behind Machine & Tight  
Sheeting; Concrete Formsetter and Shoveler; Jackhammer  
Operator

GROUP 9: Blaster

-----  
LAB00113-005 06/04/2018

SEWER, TUNNEL & UNDERGROUND

KENOSHA AND RACINE COUNTIES

	Rates	Fringes
Laborers:		
Group 1.....	\$ 21.78	20.65
Group 2.....	\$ 27.71	20.65
Group 3.....	\$ 30.27	20.65
Group 4.....	\$ 32.04	20.65

TUNNEL WORK UNDER COMPRESSED AIR: 0-15 lbs add \$1.00, 15-30  
lbs add \$2.00, over 30 lbs add \$3.00

LABORERS CLASSIFICATIONS

GROUP 1: Flagperson

GROUP 2: Top Man, General Laborer, Wellpoint Installation,  
Wire Mesh and Reinforcement, Concrete Worker, Form  
Stripper, Strike-off Work

GROUP 3: Machine and Equipment Operator, Sheeting, Form  
Setting, Patch Finisher, Bottom Man, Joint Sawyer, Gunnite  
Man, Manhole Builder, Welder-Torchman, Blaster, Caulker,  
Bracer, Bull Float, Conduit Worker, Mucker and Car Pusher,  
Raker and Luteman, Hydraulic Jacking of Shields, Shield  
Drivers, Mining Machine, Lock Tenders, Mucking Machine

Operator, Motor Men & Gauge Tenders and operation of  
incidental Mechanical Equipment and all Power Driven Tools

GROUP 4: Pipelayer, Miner and Laser Operator

-----  
LAB00113-008 06/04/2018

MILWAUKEE, OZAUKEE, WASHINGTON & WAUKESHA COUNTIES

	Rates	Fringes
Laborers: (Tunnel-Free Air)		
Group 1.....	\$ 20.92	20.65
Group 2.....	\$ 30.43	20.65
Group 3.....	\$ 30.49	20.65
Group 4.....	\$ 32.70	20.65
Group 5.....	\$ 32.84	20.65
Group 6.....	\$ 35.52	20.65
Group 7.....	\$ 36.16	20.65

LABORERS CLASSIFICATIONS [TUNNEL - FREE AIR]:

GROUP 1: Flagperson

GROUP 2: General Laborer on surface; Tower Man

GROUP 3: Saw Man; Top Man

GROUP 4: Form Stripper; Car Pusher

GROUP 5: Mucker; Dinkey; Welder (rate on surface)

GROUP 6: Concrete Manhole Builder; Mucking Machine; Miner;  
Mining Machine; Welder; Rock Driller; Concrete Buster; Jack  
Hammer Operator; Caisson Worker; Pipelayer and Joint Man;  
Bracerman

GROUP 7: Blaster

-----  
\* LAB00113-009 06/04/2018

MILWAUKEE, OZAUKEE, WASHINGTON & WAUKESHA COUNTIES

Rates                      Fringes

Laborers: (Tunnel -

\*COMPRESSED AIR 0 - 15 lbs.)

Group 1.....	\$ 20.92	20.65
Group 2.....	\$ 30.43	20.65
Group 3.....	\$ 33.24	20.65
Group 4.....	\$ 34.04	20.65
Group 5.....	\$ 34.16	20.65
Group 6.....	\$ 36.86	20.65
Group 7.....	\$ 37.48	20.65

LABORERS CLASSIFICATIONS [TUNNEL - COMPRESSED AIR]:

\*Compressed Air 15 - 30 lbs add \$2.00 to all classifications

\*Compressed Air over 30 lbs add \$3.00 to all classifications

GROUP 1: Flagperson

GROUP 2: General Laborer on surface

GROUP 3: Lock Tender on surface

GROUP 4: Form Stripper; Car Pusher

GROUP 5: Mucker; Dinkey

GROUP 6: Mucking Machine; Miner; Mining Machine; Welder &  
Rock Driller; Lock Tender in tunnel; Concrete Buster; Jack  
Hammer Operator; Caisson Worker; Pielayer and Joint Man;  
Bracerman; Nozzle Man on Gunite; Timber Man; Concrete  
Brusher

GROUP 7: Blaster

NOTE: Hazardous & Toxic Waste Removal: add \$0.15 per hour.

-----  
LAB00140-005 06/04/2018

ADAMS, ASHLAND, BARRON, BROWN, BUFFALO, CALUMET, CHIPPEWA,  
CLARK, COLUMBIA, CRAWFORD, DODGE, DOOR, DUNN, EAU CLAIRE,  
FLORENCE, FOND DU LAC, FOREST, GRANT, GREEN, GREEN LAKE, IOWA,  
JACKSON, JEFFERSON, JUNEAU, LACROSSE, LAFAYETTE, LANGLADE,

LINCOLN, MANITOWOC, MARATHON, MARINETTE, MARQUETTE, MENOMINEE,  
MONROE, OCONTO, ONEIDA, OUTAGAMIE, PEPIN, PIERCE, POLK,  
PORTAGE, PRICE, RICHLAND, ROCK, RUSK, ST CROIX, SAUK, SAWYER,  
SHAWANO, SHEBOYGAN, TAYLOR, TREMPPEALEAU, VERNON, VILAS,  
WALWORTH, WASHBURN, WAUPACA, WAUSHARA, WINNEBAGO, AND WOOD  
COUNTIES

	Rates	Fringes
LABORER (SEWER & WATER)		
Group 1.....	\$ 27.41	17.20
Group 2.....	\$ 29.26	17.20
Group 3.....	\$ 29.46	17.20
Group 4.....	\$ 30.21	17.20

FOR ALL TUNNEL WORK UNDER COMPRESSED AIR: 0-15 lbs add \$1.00,  
15-30 lbs add \$2.00, over 30 lbs add \$3.00

LABORER CLASSIFICATIONS:

GROUP 1: Flagperson

GROUP 2: General Laborer, Wellpoint Installation; Form  
Stripper; Strike Off worker

GROUP 3: Sheeting Formsetting; Patch Finisher; Bottom Man;  
Joint Sawyer; Gunnite Man; Manhole Builder; Welder;  
Torchman; Blaster; Caulker Bracer; Bull Float; Mucker and  
Car Pusher; Raker and Luteman; Hydraulic jacking of  
shields, Shield Drivers; Mining Machine; Lock Tenders;  
Mucking Machine Operators; Motor Men and Gauge Tenders;  
Power Tool Operators

GROUP 4: Pipelayer, Miner, and Laser Operator

-----  
LAB00464-002 06/04/2018

DANE AND DOUGLAS COUNTIES

	Rates	Fringes
LABORER		
Group 1.....	\$ 27.31	17.20

Group 2.....	\$ 29.51	17.20
Group 3.....	\$ 29.71	17.20
Group 4.....	\$ 30.46	17.20

FOR ALL TUNNEL WORK UNDER COMPRESSED AIR: 0 - 15 lbs add \$1.00, 15- 30 lbs add \$2.00, over 30 lbs add \$3.00

#### LABORERS CLASSIFICATIONS:

GROUP 1: Flagperson

GROUP 2: General Laborer; Wellpoint Installation; Concrete Worker; Form Stripper; Strike Off worker

GROUP 3: Sheeting Formsetting; Patch Finisher; Bottom Man; Joint Sawyer; Gunnite Man; Manhole Builder; Welder; Torchman; Blaster; Caulker Bracer; Bull Float; Mucker and Car Pusher; Raker and Luteman; Hydraulic jacking of shields, Shield Drivers; Mining Machine; Lock Tenders; Mucking Machine Operators; Motor Men and Gauge Tenders; Power Tool Operators

GROUP 4: Pipelayer, Miner, and Laser Operator

-----  
LAB01091-010 06/04/2018

BAYFIELD, BURNETT, IRON, SAWYER, AND WASHBURN COUNTIES

	Rates	Fringes
Laborers: (SEWER & WATER)		
Group 1.....	\$ 27.10	17.20
Group 2.....	\$ 29.16	17.20
Group 3.....	\$ 29.36	17.20
Group 4.....	\$ 30.11	17.20

FOR ALL TUNNEL WORK UNDER COMPRESSED AIR:  
0 - 15 lbs add \$1.00, 15-30 lbs add \$2.00, over 30 lbs add \$3.00

#### LABORERS CLASSIFICATIONS:



GROUP 1: Flagperson

GROUP 2: Laborers, Wellpoint Installation; Form Stripper;  
Strike Off worker

GROUP 3: Sheeting Formsetting; Patch Finisher; Bottom Man;  
Joint Sawyer; Gunnite Man; Manhole Builder; Welder;  
Torchman; Blaster; Caulker Bracer; Bull Float; Mucker and  
Car Pusher; Raker and Luteman; Hydraulic jacking of  
shields, Shield Dirvers; Mining Machine; Lock Tenders;  
Mucking Machine Operators; Motor Men and Gauge Tenders;  
Power Tool Operators

GROUP 4: Pipelayer, Miner, and Laser Operator

-----  
PLAS0599-010 06/01/2017

	Rates	Fringes
CEMENT MASON/CONCRETE FINISHER		
Area 1.....	\$ 39.46	17.17
Area 2 (BAC).....	\$ 35.07	19.75
Area 3.....	\$ 35.61	19.40
Area 4.....	\$ 34.70	20.51
Area 5.....	\$ 36.27	18.73
Area 6.....	\$ 32.02	22.99

AREA DESCRIPTIONS

AREA 1: BAYFIELD, DOUGLAS, PRICE, SAWYER, AND WASHBURN  
COUNTIES

AREA 2: ADAMS, ASHLAND, BARRON, BROWN, BURNETT, CALUMET,  
CHIPPEWA, CLARK, COLUMBIA, DODGE, DOOR, DUNN, FLORENCE,  
FOND DU LAC, FOREST, GREEN LAKE, IRON, JEFFERSON, KEWAUNEE,  
LANGLADE, LINCOLN, MANITOWOC, MARATHON, MARINETTE,  
MARQUETTE, MENOMINEE, OCONTO, ONEIDA, OUTAGAMIE, POLK,  
PORTAGE, RUSK, ST CROIX, SAUK, SHAWANO, SHEBOYGAN, TAYLOR,  
VILAS, WALWORTH, WAUPACA, WAUSHARA, WINNEBAGO, AND WOOD  
COUNTIES

AREA 3: BUFFALO, CRAWFORD, EAU CLAIRE, JACKSON, JUNEAU, LA  
CROSSE MONROE, PEPIN, PIERCE, RICHLAND, TREMPLEAU, AND  
VERNON COUNTIES

AREA 4: MILWAUKEE, OZAUKEE, WASHINGTON, AND WAUKESHA COUNTIES

AREA 5: DANE, GRANT, GREEN, IOWA, LAFAYETTE, AND ROCK  
COUNTIES

AREA 6: KENOSHA AND RACINE COUNTIES

-----  
TEAM0039-001 06/01/2019

	Rates	Fringes
TRUCK DRIVER		
1 & 2 Axles.....	\$ 29.57	22.03
3 or more Axles; Euclids		
Dumptor & Articulated,		
Truck Mechanic.....	\$ 29.72	22.03
-----		
WELL DRILLER.....	\$ 16.52	3.70

-----

WELDERS - Receive rate prescribed for craft performing  
operation to which welding is incidental.

=====

Note: Executive Order (EO) 13706, Establishing Paid Sick Leave for Federal Contractors applies to all contracts subject to the Davis-Bacon Act for which the contract is awarded (and any solicitation was issued) on or after January 1, 2017. If this contract is covered by the EO, the contractor must provide employees with 1 hour of paid sick leave for every 30 hours they work, up to 56 hours of paid sick leave each year. Employees must be permitted to use paid sick leave for their own illness, injury or other health-related needs, including preventive care; to assist a family member (or person who is like family to the employee) who is ill, injured, or has other health-related needs, including preventive care; or for reasons resulting from, or to assist a family member (or person who is like family to the employee) who is a victim of, domestic violence, sexual assault, or stalking. Additional information on contractor requirements and worker protections under the EO is available at [www.dol.gov/whd/govcontracts](http://www.dol.gov/whd/govcontracts).

Unlisted classifications needed for work not included within the scope of the classifications listed may be added after award only as provided in the labor standards contract clauses (29CFR 5.5 (a) (1) (ii)).

-----

The body of each wage determination lists the classification and wage rates that have been found to be prevailing for the cited type(s) of construction in the area covered by the wage determination. The classifications are listed in alphabetical order of ""identifiers"" that indicate whether the particular rate is a union rate (current union negotiated rate for local), a survey rate (weighted average rate) or a union average rate (weighted union average rate).

#### Union Rate Identifiers

A four letter classification abbreviation identifier enclosed in dotted lines beginning with characters other than ""SU"" or ""UAVG"" denotes that the union classification and rate were prevailing for that classification in the survey. Example: PLUM0198-005 07/01/2014. PLUM is an abbreviation identifier of the union which prevailed in the survey for this classification, which in this example would be Plumbers. 0198 indicates the local union number or district council number where applicable, i.e., Plumbers Local 0198. The next number, 005 in the example, is an internal number used in processing the wage determination. 07/01/2014 is the effective date of the most current negotiated rate, which in this example is July 1, 2014.

Union prevailing wage rates are updated to reflect all rate changes in the collective bargaining agreement (CBA) governing this classification and rate.

#### Survey Rate Identifiers

Classifications listed under the ""SU"" identifier indicate that no one rate prevailed for this classification in the survey and the published rate is derived by computing a weighted average rate based on all the rates reported in the survey for that

classification. As this weighted average rate includes all rates reported in the survey, it may include both union and non-union rates. Example: SULA2012-007 5/13/2014. SU indicates the rates are survey rates based on a weighted average calculation of rates and are not majority rates. LA indicates the State of Louisiana. 2012 is the year of survey on which these classifications and rates are based. The next number, 007 in the example, is an internal number used in producing the wage determination. 5/13/2014 indicates the survey completion date for the classifications and rates under that identifier.

Survey wage rates are not updated and remain in effect until a new survey is conducted.

#### Union Average Rate Identifiers

Classification(s) listed under the UAVG identifier indicate that no single majority rate prevailed for those classifications; however, 100% of the data reported for the classifications was union data. EXAMPLE: UAVG-OH-0010 08/29/2014. UAVG indicates that the rate is a weighted union average rate. OH indicates the state. The next number, 0010 in the example, is an internal number used in producing the wage determination. 08/29/2014 indicates the survey completion date for the classifications and rates under that identifier.

A UAVG rate will be updated once a year, usually in January of each year, to reflect a weighted average of the current negotiated/CBA rate of the union locals from which the rate is based.

---

#### WAGE DETERMINATION APPEALS PROCESS

1.) Has there been an initial decision in the matter? This can be:

- \* an existing published wage determination
- \* a survey underlying a wage determination
- \* a Wage and Hour Division letter setting forth a position on a wage determination matter
- \* a conformance (additional classification and rate) ruling

On survey related matters, initial contact, including requests for summaries of surveys, should be with the Wage and Hour Regional Office for the area in which the survey was conducted because those Regional Offices have responsibility for the Davis-Bacon survey program. If the response from this initial contact is not satisfactory, then the process described in 2.) and 3.) should be followed.

With regard to any other matter not yet ripe for the formal process described here, initial contact should be with the Branch of Construction Wage Determinations. Write to:

Branch of Construction Wage Determinations  
Wage and Hour Division  
U.S. Department of Labor  
200 Constitution Avenue, N.W.  
Washington, DC 20210

2.) If the answer to the question in 1.) is yes, then an interested party (those affected by the action) can request review and reconsideration from the Wage and Hour Administrator (See 29 CFR Part 1.8 and 29 CFR Part 7). Write to:

Wage and Hour Administrator  
U.S. Department of Labor  
200 Constitution Avenue, N.W.  
Washington, DC 20210

The request should be accompanied by a full statement of the interested party's position and by any information (wage payment data, project description, area practice material, etc.) that the requestor considers relevant to the issue.

3.) If the decision of the Administrator is not favorable, an interested party may appeal directly to the Administrative Review Board (formerly the Wage Appeals Board). Write to:

Administrative Review Board  
U.S. Department of Labor  
200 Constitution Avenue, N.W.  
Washington, DC 20210

4.) All decisions by the Administrative Review Board are final.

=====

END OF GENERAL DECISION"



## Wisconsin Department of Transportation

---

November 25, 2019

**Division of Transportation Systems  
Development**

Bureau of Project Development  
4822 Madison Yards Way, 4<sup>th</sup> Floor South  
Madison, WI 53705

Telephone: (608) 266-1631  
Facsimile (FAX): (608) 266-8459

### NOTICE TO ALL CONTRACTORS:

**Proposal # 29: 1198-03-74, WISC 2019 752**  
**C Superior, East Second Street**  
**2nd Avenue East To 31st Avenue East**  
**USH 002**  
**Douglas County**

### Letting of December 10, 2019

This is Addendum No. 01, which provides for the following:

#### Plan Sheets:

Added Plan Sheets	
Plan Sheet	Plan Sheet Title (brief description of why sheet was added)
268A	SDD - Concrete Curb, Ties And Curb And Gutter Applications
299A	SDD - Concrete Pavement Longitudinal Joints And Ties
299B	SDD - Urban Doweled Concrete Pavement

#### **Plan Sheets**

The following 8½ x 11-inch sheets are attached and made part of the plans for this proposal:  
Added: 268A, 299A, and 299B.

The responsibility for notifying potential subcontractors and suppliers of these changes remains with the prime contractor.

Sincerely,

*Mike Coleman*

Proposal Development Specialist  
Proposal Management Section

END OF ADDENDUM

# GENERAL NOTES

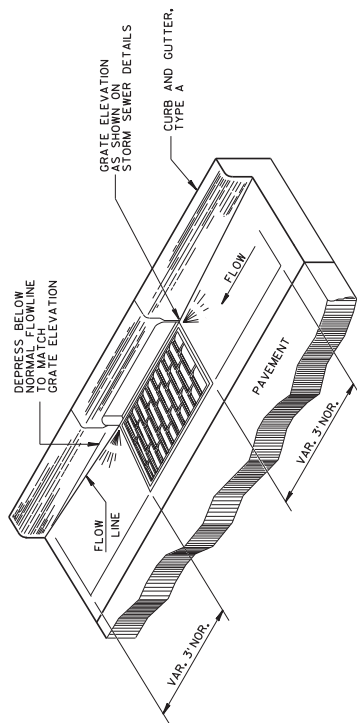
DETAILS OF CONSTRUCTION, MATERIALS AND WORKMANSHIP NOT SHOWN ON THIS DRAWING SHALL CONFORM TO THE PERTINENT REQUIREMENTS OF THE CONTRACT.  
PAVEMENT TIES AND TIE BARS SHALL BE EPOXY COATED IN CONFORMANCE WITH SUBSECTION 505.2.6.2 OF THE STANDARD SPECIFICATIONS.

UNLESS OTHERWISE SHOWN ON THE TYPICAL CROSS SECTIONS, THE BASE AGGREGATE AND COMMON EXCAVATION LIMITS ARE 2'-0" BEHIND THE BACK OF CURBS.

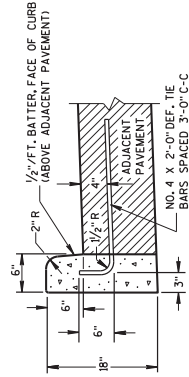
① TIE BARS ARE REQUIRED FOR CURB AND GUTTER TYPES A, G, K, R AND TBTI.

② THE BOTTOM OF CURB AND GUTTER MAY BE CONSTRUCTED EITHER LEVEL OR PARALLEL TO THE SLOPE OF THE SUBGRADE OR BASE AGGREGATE PROVIDED A 6" MINIMUM GUTTER THICKNESS IS MAINTAINED.

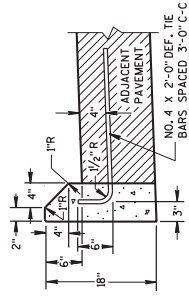
③ REFER TO SDD 8018 AND SDD 8019 FOR ADDITIONAL DRIVEWAY ENTRANCE CURB DETAILS.



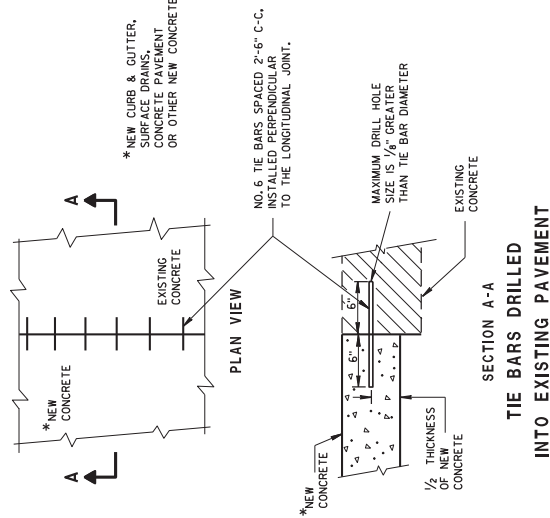
DETAIL OF CURB AND GUTTER AT INLETS  
(TYPE H INLET COVER SHOWN)



TYPES A ① & D

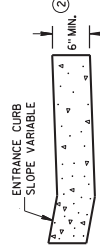
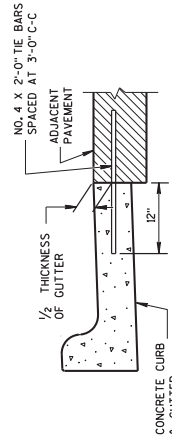


TYPES G ① & J



SECTION A-A  
TIE BARS DRILLED  
INTO EXISTING PAVEMENT

TYPICAL TIE BAR LOCATION ①



③ DRIVEWAY ENTRANCE CURB  
(WHEN DIRECTED BY THE ENGINEER)

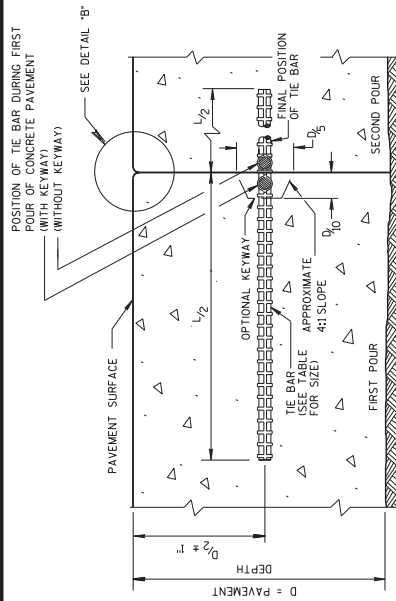
CONCRETE CURB, TIES CURB AND GUTTER APPLICATIONS
STATE OF WISCONSIN DEPARTMENT OF TRANSPORTATION
APPROVED DATE: June 2017 ROADWAY STANDARDS DEVELOPMENT UNIT SUPERVISOR
AS/ Rodney Taylor UNIT SUPERVISOR



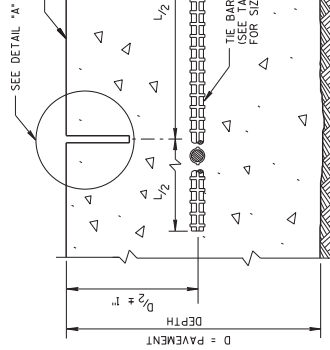
# GENERAL NOTES

CREATE A LONGITUDINAL JOINT FOR PAVEMENT WIDTHS GREATER THAN 15 FEET.  
CORRELATE LONGITUDINAL JOINTS WITH LANE LINES WHEN POSSIBLE.

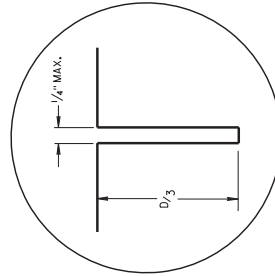
- ANCHOR TIE BARS INTO DRILLED HOLES WITH AN EPOXY.
- PAVEMENT THAT WAS IN PLACE PRIOR TO THE CONTRACT.



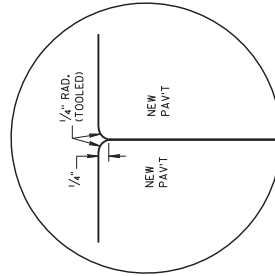
## CONSTRUCTION JOINT



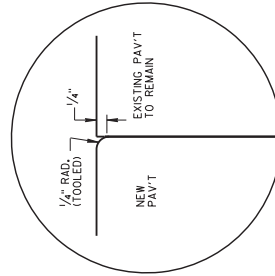
## SAWED JOINT



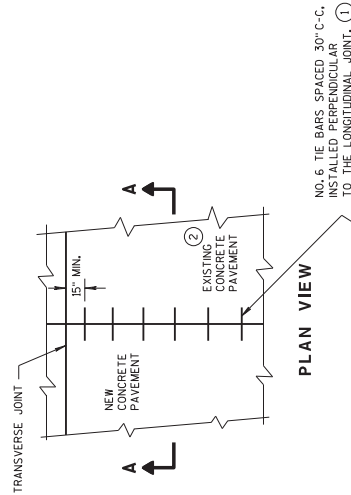
DETAIL "A"



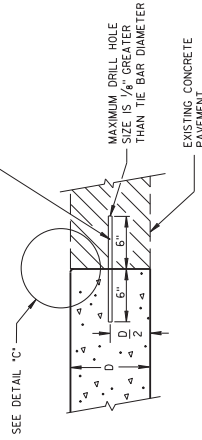
DETAIL "B"



DETAIL "C"



## PLAN VIEW



## SECTION A-A LONGITUDINAL CONSTRUCTION JOINT TIE BARS ANCHORED INTO EXISTING PAVEMENT

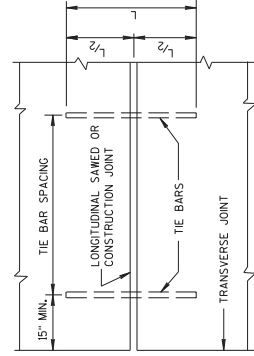
## TIE BAR TABLE

PAVEMENT DEPTH (D)	TIE BAR SIZE	TIE BAR LENGTH (L)	MAX TIE BAR SPACING
< 10 1/2"	NO. 4	30"	36"
≥ 10 1/2"	NO. 5	36"	36"
	NO. 4 *	30"	24" **

\* SUBSTITUTE BENT BARS AT LONGITUDINAL JOINTS WHEN EQUIPMENT LIMITATIONS DURING CONSTRUCTION WARRANT (e.g., AUXILIARY LANES OR TURN LANES)

\*\* CONFORM TO 15" MINIMUM SPACING FROM TRANSVERSE JOINTS; SPACING BETWEEN TIE BARS WILL BE 30" AT TRANSVERSE JOINTS.

## PLAN VIEW SHOWING LOCATION OF TIE BARS



## CONCRETE PAVEMENT LONGITUDINAL JOINTS AND TIES

STATE OF WISCONSIN  
DEPARTMENT OF TRANSPORTATION

APPROVED  
Nor-ch 208  
DATE  
/S/ Peter Kemp, P.E.  
PAVEMENT SUPERVISOR  
FHWA

Addendum No. 01  
ID 1198-03-74  
Added Sheet 299A  
November 25, 2019

## 299B



## Wisconsin Department of Transportation

---

December 5, 2019

**Division of Transportation Systems  
Development**

Bureau of Project Development  
4822 Madison Yards Way, 4<sup>th</sup> Floor South  
Madison, WI 53705

Telephone: (608) 266-1631

Facsimile (FAX): (608) 266-8459

### **NOTICE TO ALL CONTRACTORS:**

**Proposal # 29: 1198-03-74, WISC 2019 752**  
**C Superior, East Second Street**  
**2nd Avenue East To 31st Avenue East**  
**USH 02**  
**Douglas County**

### **Letting of December 10, 2019**

This is Addendum No. 02, which provides for the following:

#### **Special Provisions:**

Revised Special Provisions	
Article No.	Description
47	Adjusting Manhole Covers.

Added Special Provisions	
Article No.	Description
69	QMP HMA Pavement Nuclear Density.

#### **Schedule of Items:**

Added Bid Item Quantities					
Bid Item	Item Description	Unit	Old Quantity	Revised Quantity	Proposal Total
740.0440	Incentive IRI Ride	DOL	0	19,840	19,840

**Plan Sheets:**

Revised Plan Sheets	
Plan Sheet	Plan Sheet Title (brief description of changes to sheet)
9	Concrete Pavement Centerline Joint Repair detail
405	Structure B-16-68 Design Data, Quantities And Notes- color req'd removed

The responsibility for notifying potential subcontractors and suppliers of these changes remains with the prime contractor.

Sincerely,

*Mike Coleman*

Proposal Development Specialist  
Proposal Management Section

## **ADDENDUM NO. 02**

**1198-03-74**

**December 5, 2019**

### **Special Provisions**

#### **47. Adjusting Manhole Covers.**

*Replace paragraph two with the following:*

Adjust manhole covers located in overlay areas after initial partial depth removal of concrete surface is done surrounding casting. Once concrete surface has been removed, saw cut a square shape within the remaining concrete pavement around the manhole for removal of casting and surrounding pavement. Adjust the casting to finished grade. Utilize forms to create a square segment of concrete pavement, surrounding the manhole casting, filling in the void in underlying concrete pavement, and up to the level of the finished paving grade. Final asphalt paving shall be installed up to and around these raised concrete pads at each manhole. The department will measure and pay for the items of asphaltic pavement mixture, temporary cover plate, milling, and concrete pavement as Concrete Pavement Repair, separately.

#### **69. QMP HMA Pavement Nuclear Density.**

##### **A Description**

*Replace standard spec 460.3.3.2 (1) and standard spec 460.3.3.2 (4) with the following:*

- (1) This special provision describes density testing of in-place HMA pavement with the use of nuclear density gauges. Conform to standard spec 460 except as modified in this special provision.
- (2) Provide and maintain a quality control program defined as all activities and documentation of the following:
  1. Selection of test sites.
  2. Testing.
  3. Necessary adjustments in the process.
  4. Process control inspection.
- (3) Chapter 8 of the department's construction and materials manual (CMM) provides additional detailed guidance for QMP work and describes required procedures.

<http://wisconsindot.gov/rdwy/cmm/cm-08-00toc.pdf>

- (4) The department's Materials Reporting System (MRS) software allows contractors to submit data to the department electronically, estimate pay adjustments, and print selected reports. Qualified personnel may obtain MRS software from the department's web site at:

<http://www.atwoodsystems.com/>

##### **B Materials**

###### **B.1 Personnel**

- (1) Nuclear gauge owners and personnel using nuclear gauges shall comply with WisDOT requirements according to 460.3.3 and CMM 8-15.

###### **B.2 Testing**

- (1) Conform to ASTM D2950 and CMM 8.15 for density testing and gauge monitoring methods. Conform to CMM 8-15.10.4 for test duration and gauge placement.

###### **B.3 Equipment**

### **B.3.1 General**

- (1) Furnish nuclear gauges according to CMM 8-15.2.
- (2) Furnish nuclear gauges from the department's approved product list at  
<http://wisconsindot.gov/Pages/doing-bus/eng-consultants/cnslt-rsrcs/tools/appr-prod/default.aspx>

### **B.3.2 Comparison of Nuclear Gauges**

#### **B.3.2.1 Comparison of QC and QV Nuclear Gauges**

- (1) Compare QC and QV nuclear gauges according to CMM 8-15.7.

#### **B.3.2.2 Comparison Monitoring**

- (1) Conduct reference site monitoring for both QC and QV gauges according to CMM 8-15.

### **B.4 Quality Control Testing and Documentation**

#### **B.4.1 Lot and Sublot Requirements**

##### **B.4.1.1 Mainline Traffic Lanes, Shoulders, and Appurtenances**

- (1) Divide the pavement into lots and sublots for nuclear density testing according to CMM 8-15.10.2.
- (2) Determine required number of tests according to CMM 8-15.10.2.1.
- (3) Determine random testing locations according to CMM 8-15.10.3.

##### **B.4.1.2 Side Roads, Crossovers, Turn Lanes, Ramps, and Roundabouts**

- (1) Divide the pavement into lots and sublots for nuclear density testing according to CMM 8-15.10.2.
- (2) Determine required number of tests according to CMM 8-15.10.2.2.
- (3) Determine random testing locations according to CMM 8-15.10.3.

#### **B.4.2 Pavement Density Determination**

##### **B.4.2.1 Mainline Traffic Lanes and Appurtenances**

- (1) Calculate the average sublot densities using the individual test results in each sublot.
- (2) If all sublot averages are no more than one percent below the target density, calculate the daily lot density by averaging the results of each random QC test taken on that day's material.
- (3) If any sublot average is more than one percent below the target density, do not include the individual test results from that sublot when computing the lot average density and remove that sublot's tonnage from the daily quantity for incentive. The tonnage from any such sublot is subject to disincentive pay as specified in standard spec 460.5.2.2.

##### **B.4.2.2 Mainline Shoulders**

###### **B.4.2.2.1 Width Greater Than 5 Feet**

- (1) Determine the pavement density as specified in B.4.2.1.

###### **B.4.2.2.2 Width of 5 Feet or Less**

- (1) If all sublot test results are no more than 3.0 percent below the minimum target density, calculate the daily lot density by averaging all individual test results for the day.
- (2) If a sublot test result is more than 3.0 percent below the target density, the engineer may require the unacceptable material to be removed and replaced with acceptable material or allow the nonconforming material to remain in place with a 50 percent pay reduction. Determine the limits of the unacceptable material according to B.4.3.

##### **B.4.2.3 Side Roads, Crossovers, Turn Lanes, Ramps, and Roundabouts**

- (1) Determine the pavement density as specified in B.4.2.1.

#### **B.4.2.4 Documentation**

- (1) Document QC density test data as specified in CMM 8.15. Provide the engineer with the data for each lot within 24 hours of completing the QC testing for the lot.

#### **B.4.3 Corrective Action**

- (1) Notify the engineer immediately when an individual test is more than 3.0 percent below the specified minimum in standard spec 460.3.3.1. Investigate and determine the cause of the unacceptable test result.
- (2) The engineer may require unacceptable material specified in B.4.3(1) to be removed and replaced with acceptable material or allow the nonconforming material to remain in place with a 50 percent pay reduction. Determine limits of the unacceptable area by measuring density of the layer at 50-foot increments both ahead and behind the point of unacceptable density and at the same offset as the original test site. Continue testing at 50-foot increments until a point of acceptable density is found as specified in standard spec 460.5.2.2(1). Removal and replacement of material may be required if extended testing is in a previously accepted subplot. Testing in a previously accepted subplot will not be used to recalculate a new lot density.
- (3) Compute unacceptable pavement area using the product of the longitudinal limits of the unacceptable density and the full subplot width within the traffic lanes or shoulders.
- (4) Retesting and acceptance of replaced pavement will be as specified in standard spec 105.3.
- (5) Tests indicating density more than 3.0 percent below the specified minimum, and further tests taken to determine the limits of unacceptable area, are excluded from the computations of the subplot and lot densities.
- (6) If 2 consecutive subplot averages within the same paving pass and same target density are more than one percent below the specified target density, notify the engineer and take necessary corrective action. Document the locations of such sublots and the corrective action that was taken.

### **B.5 Department Testing**

#### **B.5.1 Verification Testing**

- (1) The department will have a HTCP certified technician, or ACT working under a certified technician, perform verification testing. The department will test randomly at locations independent of the contractor's QC work. The department will perform verification testing at a minimum frequency of 10 percent of the sublots and a minimum of one subplot per mix design. The sublots selected will be within the active work zone. The contractor will supply the necessary traffic control for the department's testing activities.
- (2) The QV tester will test each selected subplot using the same testing requirements and frequencies as the QC tester.
- (3) If the verification subplot average is not more than one percent below the specified minimum target density, use the QC tests for acceptance.
- (4) If the verification subplot average is more than one percent below the specified target density, compare the QC and QV subplot averages. If the QV subplot average is within 1.0 lb/ft<sup>3</sup> of the QC subplot average, use the QC tests for acceptance.
- (5) If the first QV/QC subplot average comparison shows a difference of more than 1.0 lb/ft<sup>3</sup> each tester will perform an additional set of tests within that subplot. Combine the additional tests with the original set of tests to compute a new subplot average for each tester. If the new QV and QC subplot averages compare to within 1.0 lb/ft<sup>3</sup>, use the original QC tests for acceptance.
- (6) If the QV and QC subplot averages differ by more than 1.0 lb/ft<sup>3</sup> after a second set of tests, resolve the difference with dispute resolution specified in B.6. The engineer will notify the contractor immediately when density deficiencies or testing precision exceeding the allowable differences are observed.

#### **B.5.2 Independent Assurance Testing**

- (1) Independent assurance is unbiased testing the department performs to evaluate the department's verification and the contractor's QC sampling and testing including personnel qualifications, procedures, and equipment.

The department will perform the independent assurance review according to the department's independent assurance program.

#### **B.6 Dispute Resolution**

- (1) The testers may perform investigation in the work zone by analyzing the testing, calculation, and documentation procedures. The testers may perform gauge comparison according to B.3.2.1.
- (2) The testers may use comparison monitoring according to B.3.2.2 to determine if one of the gauges is out of tolerance. If a gauge is found to be out of tolerance with its reference value, remove the gauge from the project and use the other gauge's test results for acceptance.
- (3) If the testing discrepancy cannot be identified, the contractor may elect to accept the QV subplot density test results or retesting of the subplot in dispute within 48 hours of paving. Traffic control costs will be split between the department and the contractor.
- (4) If investigation finds that both gauges are in error, the contractor and engineer will reach a decision on resolution through mutual agreement.

#### **B.7 Acceptance**

- (1) The department will not accept QMP HMA Pavement Nuclear Density if a non-compared gauge is used for contractor QC tests.

#### **C (Vacant)**

#### **D (Vacant)**

#### **E Payment**

##### **E.1 QMP Testing**

- (1) Costs for all sampling, testing, and documentation required under this special provision are incidental to the work. If the contractor fails to perform the work required under this special provision, the department may reduce the contractor's pay. The department will administer pay reduction under the Non-performance of QMP administrative item.

##### **E.2 Disincentive for HMA Pavement Density**

- (1) The department will administer density disincentives as specified in standard spec 460.5.2.2.

##### **E.3 Incentive for HMA Pavement Density**

- (1) The department will administer density incentives as specified in standard spec 460.5.2.3.  
stp-460-020 (20181119)

#### **Schedule of Items**

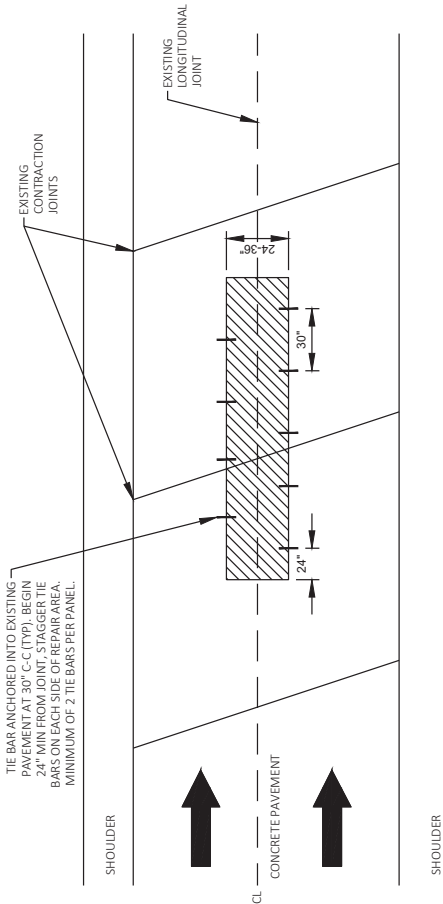
Attached, dated December 5, 2019, are the revised Schedule of Items Page 14.

#### **Plan Sheets**

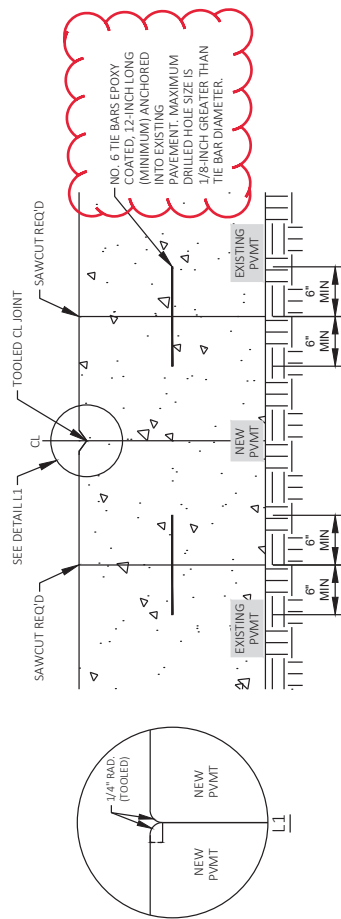
The following 8½ x 11-inch sheets are attached and made part of the plans for this proposal:  
Revised: 9 and 405.

END OF ADDENDUM



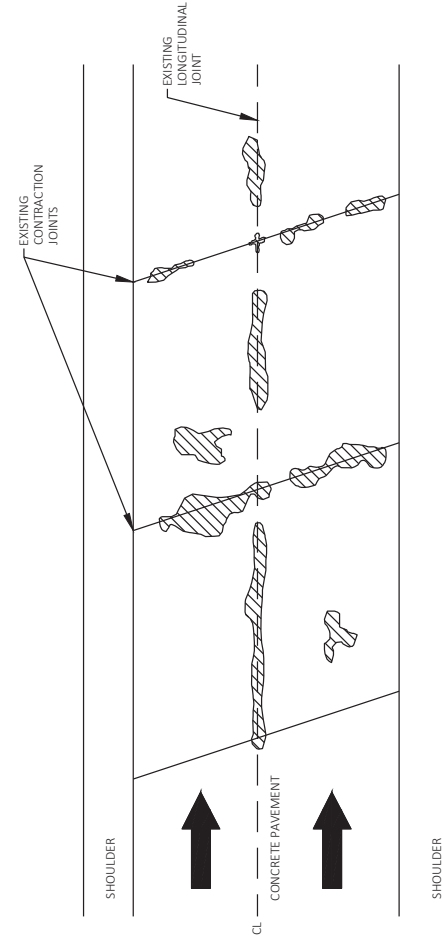


PLAN VIEW

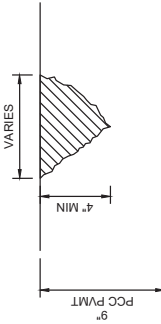


SECTION VIEW

## CONCRETE PAVEMENT CENTERLINE JOINT REPAIR



PLAN VIEW



- NOTES
1. REMOVE ALL CONCRETE, ASPHALT, AND ANY UNSOUND MATERIAL FROM TRANSVERSE AND LONGITUDINAL AND RANDOM CRACKS. LOCATIONS WILL BE DETERMINED BY THE ENGINEER IN THE FIELD.
  2. ASPHALT SURFACE PATCHING SHALL BE PLACED IN THE JOINT REPAIR AREA. PATCHING SHALL BE COMPACTED IN LIFTS (2 LIFTS MINIMUM) UNTIL FLUSH WITH THE SURFACE OF THE CONCRETE. ASPHALTIC SURFACE PATCHING PAID SEPARATELY FROM THIS ITEM.
  3. DEPTH VARIES FROM A MINIMUM DEPTH OF 4 INCHES TO A FULL DEPTH JOINT AS CONDITIONS DICTATE.

## PREPARE FOUNDATION FOR ASPHALTIC PAVING

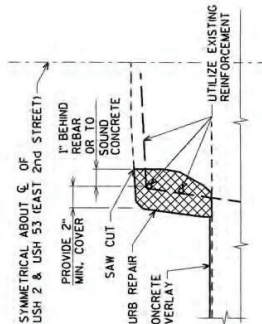
CLEANING AND REPAIRING DISTRESSED PCC AREAS

Addendum No. 02  
ID 1198-03-74  
Revised Sheet 9  
December 5, 2019

# TOTAL ESTIMATED QUANTITIES

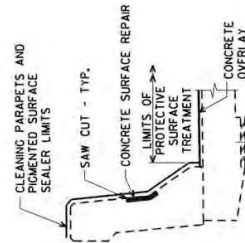
BID ITEM NUMBER	BID ITEMS	UNIT	TOTAL
203.0200	REMOVING OLD STRUCTURE STATION 185+14.20	LS	1
203.0225.S	DEBRIS CONTAINMENT B-16-68	LS	1
502.0100	CONCRETE MASONRY BRIDGES	CY	1
502.3101	EXPANSION DECK B-16-68	LF	143
502.3200	PROTECTIVE SURFACE TREATMENT	SY	1,990
502.3210	PIGMENTED SURFACE SEALER	SY	325
502.3210	PIGMENTED SURFACE SEALER	SY	325
502.4000	ADHESIVE ANCHORS NO. 5 BAR	EACH	160
505.0600	BAR STEEL REINFORCEMENT HS COATED STRUCTURES	LB	4,320
506.6000	BEARING ASSEMBLIES EXPANSION B-16-68	EACH	22
506.7050.S	REMOVING BEARINGS B-16-68	EACH	22
509.0301	PREPARATION DECKS TYPE 1	SY	460
509.0302	PREPARATION DECKS TYPE 2	SY	115
509.0310.S	SAWING PAVEMENT DECK PREPARATION AREAS	LF	200
509.0500	CLEANING DECKS	SY	1,825
509.1000	JOINT REPAIR	SY	64
509.1200	CURB REPAIR	LF	60
509.2000	FULL-DEPTH DECK REPAIR	SY	400
509.2100.S	CONCRETE MASONRY OVERLAY DECKS	CY	30
509.2500	CONCRETE MASONRY OVERLAY DECKS	CY	143
509.3100.S	POLYMER OVERLAY	SY	182
509.3200.S	CLEANING PARAPETS	LF	395
511.1800.S	STRUCTURE REPAIRING RECYCLED ABRASIVE B-16-68	LS	1
517.2000.S	PAINTING IMPERVED B-16-68	LS	1
517.4000.S	CONTAINMENT AND COLLECTION OF WASTE MATERIALS B-16-68	LS	1
517.4500.S	NEGATIVE PRESSURE CONTAINMENT AND COLLECTION OF WASTE MATERIALS B-16-68	LS	1
517.4600.S	PORTABLE DECONTAMINATION FACILITY	EACH	1
604.3010.S	SLOPE PAVING REPAIR CRUSHED AGGREGATE	CY	15
604.3015.S	RESEAL CRUSHED AGGREGATE SLOPE PAVING	SY	705
652.0125	CONDUIT RIGID METALLIC 2-INCH	LF	10
SPV.0165.01	OVERHEAD CONCRETE SURFACE REPAIR	SY	160
SPV.0180.01	EPDOY SEALER	SY	180
	NON-BID ITEMS		
	BRIDGE SEAT PROTECTION		
	FILLER	SIZE	1/2"

- UNDISTRICTED FOR PARAPETS & SUBSTRUCTURE UNITS AS DIRECTED IN THE FIELD BY THE ENGINEER.
- UNDISTRICTED FOR SPAN 2
- FOR SPAN 1 AND SPANS 3 THRU 5
- SIDEWALK OVERHANG
- BID ITEM ALSO INCLUDES CONCRETE FOR "PREPARATION DECKS TYPE 1", "PREPARATION DECKS TYPE 2", "FULL DEPTH REPAIR", AND "JOINT REPAIR" ON ROADWAY.
- UNDISTRIBUTED IN AREAS UNDER THE POLYMER OVERLAY ON SIDEWALK.
- UNDISTRIBUTED AT ABUTMENTS AS DIRECTED IN THE FIELD BY THE ENGINEER

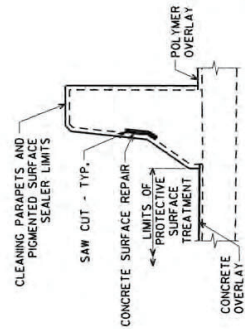


CURB REPAIR DETAIL

NOTES:  
LIMITS OF REPAIR FOR CURB SHALL BE DETERMINED IN THE FIELD BY THE ENGINEER. VERTICAL AND HORIZONTAL LIMITS OF CURB REPAIR SHALL BE DEFINED BY A 1/2" DEEP SAW CUT.



SLOPED FACE PARAPET TYPE B REPAIR DETAIL



SLOPED FACE PARAPET TYPE C REPAIR DETAIL

William C. Dehn  
12/04/19

Addendum No. 02  
ID 1198-03-74  
Revised Sheet 405  
December 5, 2019

## DESIGN DATA

LIVE LOAD:  
DESIGN LOADINGS: HS-20  
INVENT DRY RATING: HS-24  
WISCONSIN STANDARD PERMIT VEHICLE (WIS-SPV) = 250 KIPS  
MATERIAL PROPERTIES:  
CONCRETE MASONRY (ALL OTHER)  $f'_c = 4,000$  P.S.I.  
HIGH STRENGTH BAR STEEL REINFORCEMENT (GRADE 60)  $f_y = 60,000$  P.S.I.  
TRAFFIC DATA:  
A.A.D.T. = 20,400 (2020)  
A.A.D.T. = 23,200 (2040)  
R.D.S. = 40 M.P.H.

## GENERAL NOTES

DRAWINGS SHALL NOT BE SCALED.  
DIMENSIONS SHOWN ARE BASED ON THE ORIGINAL STRUCTURE PLANS.  
DECK SURFACE PREPARATION IS INCLUDED IN THE BID ITEM "POLYMER OVERLAY".  
CLEAN AND FULL EXISTING LONGITUDINAL AND TRANSVERSE CRACKS WITH PENETRATING EPOXY AS DIRECTED BY THE FIELD ENGINEER.  
BAR STEEL REINFORCEMENT SHALL BE EMBEDDED 2" CLEAR UNLESS SHOWN OR NOTED OTHERWISE.  
THE FIRST DIGIT OF A THREE DIGIT BAR NO. AND THE FIRST TWO DIGITS OF A FOUR DIGIT BAR NO. SIGNIFIES THE BAR SIZE.  
SURFACE DECKS TYPE 1 AND TYPE 2 PREPARATION DECKS SHALL BE CONCRETE OVERLAY. DECK PREPARATION AND FULL DEPTH DECK REPAIRS SHALL BE FILLED WITH "CONCRETE MASONRY OVERLAY DECKS".  
THE CONCRETE APPROACH SLABS WILL NEED TO BE A MINIMUM OF 1-0/2" THICK AT THE ABUTMENTS.  
FILLER BAG BAR STEEL REINFORCEMENT WHERE SHOWN AND SPECIFIED OTHERWISE. DIAMETERS INTO NEW WORK, UNLESS ALL CONCRETE REMOVAL NOT COVERED BY A CONCRETE OVERLAY SHALL BE DEFINED BY A 1" DEEP SAW CUT.  
TOP OF THE CURB, DECK AND THE TOP OF THE PARAPETS AND SOLES OF THE MEDIAN SHALL BE FINISHED TO THE RECOMMENDATIONS OF THE PIGMENTED PROTECTIVE SURFACE TREATMENT IS TO BE APPLIED TO THE INSIDE FACES AND TOPS OF THE PARAPETS PER MANUFACTURERS RECOMMENDATIONS. THE COLOR OF THE PIGMENTED PROTECTIVE SURFACE TREATMENT SHALL BE WHITE.  
ALL PREVIOUS PATCHES SHALL BE REMOVED UNDER THE BID ITEM "PREPARATION DECKS".  
THE ENTIRE BRIDGE DECK UNDER THE BID ITEM, "CLEANING DECKS", BUT LESS THAN 1/2" MAXIMUM.  
ANY EXCAVATION REQUIRED TO COMPLETE THE OVERLAY OR PAVING BLOCKS AT THE ABUTMENTS IS TO BE CONSIDERED INCIDENTAL TO THE BID ITEM, "CONCRETE MASONRY OVERLAY DECKS".  
THE COLOR OF THE POLYMER OVERLAY SHALL BE BROWN.  
THE COLOR OF THE FINISH SPAY TOP COAT FOR THE ORDERS AND CONNECTING STRUCTURAL STEEL SHALL BE REDUCED-BROWN (REDUCED-BROWN).  
ORIGINAL CONSTRUCTION YEAR IS 1989.  
JOINT FILLER SHALL CONFORM TO THE REQUIREMENTS OF A.A.S.H.T.O. DESIGNATION M 153, TYPE 1, 11 OR 111 OR A.A.S.H.T.O. DESIGNATION M 213.  
PROFILE GRADE LINE SHALL BE DETERMINED IN THE FIELD BASED ON A MINIMUM OVERLAY THICKNESS OF 1/2" AT THE CENTERLINE AND AT THE FACE OF PARAPETS PLACED ABOVE THE DECK SURFACE AFTER "CLEANING DECKS". EXPECTED AVERAGE OVERLAY THICKNESS IS 2 1/2". IF EXPECTED AVERAGE OVERLAY THICKNESS IS EXCEEDING MORE THAN 1/2" CONTACT THE STRUCTURES DESIGN SECTION.  
EPOXY SEAL ABUTMENT BEAM SEATS.  
STRIP SEAL EXPANSION JOINT ASSEMBLIES, INCLUDING ANCHOR STUDS AND HARDWARE, SHALL BE PAID FOR UNDER THE BID ITEM "EXPANSION DEVICE B-16-68".



12/3/19

ORIGINAL PLANS PREPARED BY  
3433 Oakwood Hills Parkway  
Eau Claire, WI 54701  
www.ayrassociates.com

DESIGN DATA,  
QUANTITIES  
AND NOTES

STRUCTURE B-16-68

NO.	DATE	REVISION	BY
12/19		REMOVE POLYMER OVERLAY COLOR ATRES	

STATE OF WISCONSIN  
DEPARTMENT OF TRANSPORTATION

DESIGN DATA,  
QUANTITIES  
AND NOTES

405

BFF:MS

8/13/16



## Proposal Schedule of Items

Page 14 of 14

Proposal ID: 20191210029 Project(s): 1198-03-74

Federal ID(s): WISC 2019752

SECTION: 0001

Contract Items

Alt Set ID:

Alt Mbr ID:

Proposal Line Number	Item ID Description	Approximate Quantity and Units	Unit Price	Bid Amount
0404	SPV.0195 Special 01. Excavation, Hauling, and Disposal of Contaminated Soil	182.000 TON	_____.	_____.
0406	740.0440 Incentive IRI Ride	19,840.000 DOL	1.00000	19,840.00
Section: 0001			Total:	_____.
			Total Bid:	_____.

