

# HIGHWAY WORK PROPOSAL

Wisconsin Department of Transportation  
06/2017 s.66.0901(7) Wis. Stats

Proposal Number: **018**

<u>COUNTY</u>	<u>STATE PROJECT</u>	<u>FEDERAL</u>	<u>PROJECT DESCRIPTION</u>	<u>HIGHWAY</u>
Manitowoc	4362-02-71	N/A	T Cato, CTH S; Manitowoc River Bridge	CTH S

## ADDENDUM REQUIRED ATTACHED AT BACK

This proposal, submitted by the undersigned bidder to the Wisconsin Department of Transportation, is in accordance with the advertised request for proposals. The bidder is to furnish and deliver all materials, and to perform all work for the improvement of the designated project in the time specified, in accordance with the appended Proposal Requirements and Conditions.

Proposal Guaranty Required: \$40,000.00 Payable to: Wisconsin Department of Transportation	Attach Proposal Guaranty on back of this PAGE.
Bid Submittal Date: December 10, 2019 Time (Local Time): 9:00 am	Firm Name, Address, City, State, Zip Code
Contract Completion Time 60 Working Days	<b>SAMPLE</b> <b>NOT FOR BIDDING PURPOSES</b>
Assigned Disadvantaged Business Enterprise Goal 0%	This contract is exempt from federal oversight.

This certifies that the undersigned bidder, duly sworn, is an authorized representative of the firm named above; that the bidder has examined and carefully prepared the bid from the plans, Highway Work Proposal, and all addenda, and has checked the same in detail before submitting this proposal or bid; and that the bidder or agents, officer, or employees have not, either directly or indirectly, entered into any agreement, participated in any collusion, or otherwise taken any action in restraint of free competitive bidding in connection with this proposal bid.

Do not sign, notarize, or submit this Highway Work Proposal when submitting an electronic bid on the Internet.

Subscribed and sworn to before me this date \_\_\_\_\_

\_\_\_\_\_  
(Signature, Notary Public, State of Wisconsin)

\_\_\_\_\_  
(Bidder Signature)

\_\_\_\_\_  
(Print or Type Name, Notary Public, State Wisconsin)

\_\_\_\_\_  
(Print or Type Bidder Name)

\_\_\_\_\_  
(Date Commission Expires)

\_\_\_\_\_  
(Bidder Title)

Notary Seal

Type of Work: Grading, Base, Concrete Pavement, Asphalt Pavement, Culvert Pipe, Bridge Replacement, Signs, Pavement Markings, Guardrail	For Department Use Only
Notice of Award Dated	Date Guaranty Returned

**PLEASE ATTACH  
PROPOSAL GUARANTY HERE**

**Effective with November 2007 Letting**

## **PROPOSAL REQUIREMENTS AND CONDITIONS**

The bidder, signing and submitting this proposal, agrees and declares as a condition thereof, to be bound by the following conditions and requirements.

If the bidder has a corporate relationship with the proposal design engineering company, the bidder declares that it did not obtain any facts, data, or other information related to this proposal from the design engineering company that was not available to all bidders.

The bidder declares that they have carefully examined the site of, and the proposal, plans, specifications and contract forms for the work contemplated, and it is assumed that the bidder has investigated and is satisfied as to the conditions to be encountered, as to the character, quality, and quantities of work to be performed and materials to be furnished, and as to the requirements of the specifications, special provisions and contract. It is mutually agreed that submission of a proposal shall be considered conclusive evidence that the bidder has made such examination.

The bidder submits herewith a proposal guaranty in proper form and amount payable to the party as designated in the advertisement inviting proposals, to be retained by and become the property of the owner of the work in the event the undersigned shall fail to execute the contract and contract bond and return the same to the office of the engineer within fourteen (14) days after having been notified in writing to do so; otherwise to be returned.

The bidder declares that they understand that the estimate of quantities in the attached schedule is approximate only and that the attached quantities may be greater or less in accordance with the specifications.

The bidder agrees to perform the said work, for and in consideration of the payment of the amount becoming due on account of work performed, according to the unit prices bid in the following schedule, and to accept such amounts in full payment of said work.

The bidder declares that all of the said work will be performed at their own proper cost and expense, that they will furnish all necessary materials, labor, tools, machinery, apparatus, and other means of construction in the manner provided in the applicable specifications and the approved plans for the work together with all standard and special designs that may be designed on such plans, and the special provisions in the contract of which this proposal will become a part, if and when accepted. The bidder further agrees that the applicable specifications and all plans and working drawings are made a part hereof, as fully and completely as if attached hereto.

The bidder, if awarded the contract, agrees to begin the work not later than ten (10) days after the date of written notification from the engineer to do so, unless otherwise stipulated in the special provisions.

The bidder declares that if they are awarded the contract, they will execute the contract agreement and begin and complete the work within the time named herein, and they will file a good and sufficient surety bond for the amount of the contract for performance and also for the full amount of the contract for payment.

The bidder, if awarded the contract, shall pay all claims as required by Section 779.14, Statutes of Wisconsin, and shall be subject to and discharge all liabilities for injuries pursuant to Chapter 102 of the Statutes of Wisconsin, and all acts amendatory thereto. They shall further be responsible for any damages to property or injury to persons occurring through their own negligence or that of their employees or agents, incident to the performance of work under this contract, pursuant to the Standard Specifications for Road and Bridge Construction applicable to this contract.

In connection with the performance of work under this contract, the contractor agrees to comply with all applicable state and federal statutes relating to non-discrimination in employment. No otherwise qualified person shall be excluded from employment or otherwise be subject to discrimination in employment in any manner on the basis of age, race, religion, color, gender, national origin or ancestry, disability, arrest or conviction record (in keeping with s.111.32), sexual orientation, marital status, membership in the military reserve, honesty testing, genetic testing, and outside use of lawful products. This provision shall include, but not be limited to the following: employment, upgrading, demotion or transfer; recruitment or recruitment advertising; layoff or termination; rates of pay or other forms of compensation, and selection for training, including apprenticeship. The contractor further agrees to ensure equal opportunity in employment to all applicants and employees and to take affirmative action to attain a representative workforce.

The contractor agrees to post notices and posters setting forth the provisions of the nondiscrimination clause, in a conspicuous and easily accessible place, available for employees and applicants for employment.

If a state public official (section 19.42, Stats.) or an organization in which a state public official holds at least a 10% interest is a party to this agreement, this contract is voidable by the state unless appropriate disclosure is made to the State of Wisconsin Ethics Board.

## **Effective with August 2015 Letting**

### **BID PREPARATION**

#### **Preparing the Proposal Schedule of Items**

##### **A General**

- (1) Obtain bidding proposals as specified in section 102 of the standard specifications prior to 11:45 AM of the last business day preceding the letting. Submit bidding proposals using one of the following methods:
  1. Electronic bid on the internet.
  2. Electronic bid on a printout with accompanying diskette or CD ROM.
  3. Paper bid under a waiver of the electronic submittal requirements.
- (2) Bids submitted on a printout with accompanying diskette or CD ROM or paper bids submitted under a waiver of the electronic submittal requirements govern over bids submitted on the internet.

- (3) The department will provide bidding information through the department's web site at:  
<https://wisconsindot.gov/Pages/doing-bus/contractors/hcci/bid-let.aspx>

The contractor is responsible for reviewing this web site for general notices as well as information regarding proposals in each letting. The department will also post special notices of all addenda to each proposal through this web site no later than 4:00 PM local time on the Thursday before the letting. Check the department's web site after 5:00 PM local time on the Thursday before the letting to ensure all addenda have been accounted for before preparing the bid. When bidding using methods 1 and 2 above, check the Bid Express™ on-line bidding exchange at <http://www.bidx.com/> after 5:00 PM local time on the Thursday before the letting to ensure that the latest schedule of items Expedite file (\*.ebs or \*.00x) is used to submit the final bid.

- (4) Interested parties can subscribe to the Bid Express™ on-line bidding exchange by following the instructions provided at the [www.bidx.com](http://www.bidx.com) web site or by contacting:

Info Tech Inc.  
5700 SW 34th Street, Suite 1235  
Gainesville, FL 32608-5371  
email: <mailto:customer.support@bidx.com>

- (5) The department will address equipment and process failures, if the bidder can demonstrate that those failures were beyond their control.
- (6) Contractors are responsible for checking on the issuance of addenda and for obtaining the addenda. Notice of issuance of addenda is posted on the department's web site at:  
<https://wisconsindot.gov/Pages/doing-bus/contractors/hcci/bid-let.aspx>

or by calling the department at (608) 266-1631. Addenda can ONLY be obtained from the department's web site listed above or by picking up the addenda at the Bureau of Highway Construction, 4<sup>th</sup> floor, 4822 Madison Yards Way, Madison, WI, during regular business hours.

- (7) Addenda posted after 5:00 PM on the Thursday before the letting will be emailed to the eligible bidders for that proposal. All eligible bidders shall acknowledge receipt of the addenda whether they are bidding on the proposal or not. Not acknowledging receipt may jeopardize the awarding of the project.

##### **B Submitting Electronic Bids**

###### **B.1 On the Internet**

- (1) Do the following before submitting the bid:
  1. Have a properly executed annual bid bond on file with the department.

2. Have a digital ID on file with and enabled by Info Tech Inc. Using this digital ID will constitute the bidder's signature for proper execution of the bidding proposal.
- (2) In lieu of preparing, delivering, and submitting the proposal as specified in 102.6 and 102.9 of the standard specifications, submit the proposal on the internet as follows:
  1. Download the latest schedule of items reflecting all addenda from the Bid Express™ web site.
  2. Use Expedite™ software to enter a unit price for every item in the schedule of items.
  3. Submit the bid according to the requirements of Expedite™ software and the Bid Express™ web site. Do not submit a bid on a printout with accompanying diskette or CD ROM or a paper bid. If the bidder does submit a bid on a printout with accompanying diskette or a paper bid in addition to the internet submittal, the department will disregard the internet bid.
  4. Submit the bid before the hour and date the Notice to Contractors designates.
  5. Do not sign, notarize, and return the bidding proposal described in 102.2 of the standard specifications.
- (3) The department will not consider the bid accepted until the hour and date the Notice to Contractors designates.

## **B.2 On a Printout with Accompanying Diskette or CD ROM**

- (1) Download the latest schedule of items from the Wisconsin pages of the Bid Express™ web site reflecting the latest addenda posted on the department's web site at:  
<https://wisconsindot.gov/Pages/doing-bus/contractors/hcci/bid-let.aspx>  
Use Expedite™ software to prepare and print the schedule of items. Provide a valid amount for all price fields. Follow instructions and review the help screens provided on the Bid Express™ web site to assure that the schedule of items is prepared properly.
- (2) Staple an 8 1/2 by 11 inch printout of the Expedite™ generated schedule of items to the other proposal documents submitted to the department as a part of the bidder's sealed bid. As a separate submittal, not in the sealed bid envelop but due at the same time and place as the sealed bid, also provide the Expedite™ generated schedule of items on a 3 1/2 inch computer diskette or CD ROM. Label each diskette or CD ROM with the bidder's name, the 4 character department-assigned bidder identification code from the top of the bidding proposal, and a list of the proposal numbers included on that diskette or CD ROM as indicated in the following example:

**Bidder Name**

**BN00**

**Proposals: 1, 12, 14, & 22**

- (3) If bidding on more than one proposal in the letting, the bidder may include all proposals for that letting on one diskette or CD ROM. Include only submitted proposals with no incomplete or other files on the diskette or CD ROM.
- (4) The bidder-submitted printout of the Expedite™ generated schedule of items is the governing contract document and must conform to the requirements of section 102 of the standard specifications. If a printout needs to be altered, cross out the printed information with ink or typewriter and enter the new information and initial it in ink. If there is a discrepancy between the printout and the diskette or CD ROM, the department will analyze the bid using the printout information.
- (5) In addition to the reasons specified in section 102 of the standard specifications, proposals are irregular and the department may reject them for one or more of the following:
  1. The check code printed on the bottom of the printout of the Expedite™ generated schedule of items is not the same on each page.
  2. The check code printed on the printout of the Expedite™ generated schedule of items is not the same as the check code for that proposal provided on the diskette or CD ROM.

3. The diskette or CD ROM is not submitted at the time and place the department designates.

### **C Waiver of Electronic Submittal**

- (1) The bidder may request a waiver of the electronic submittal requirements. Submit a written request for a waiver in lieu of bids submitted on the internet or on a printout with accompanying diskette or CD ROM. Use the waiver that was included with the paper bid document sent to the bidder or type up a waiver on the bidder's letterhead. The department will waive the electronic submittal requirements for a bidding entity (individual, partnership, joint venture, corporation, or limited liability company) for up to 4 individual proposals in a calendar year. The department may allow additional waivers for equipment malfunctions.
- (2) Submit a schedule of items on paper conforming to section 102 of the standard specifications. The department charges the bidder a \$75 administrative fee per proposal, payable at the time and place the department designates for receiving bids, to cover the costs of data entry. The department will accept a check or money order payable to: "Wisconsin, Dept. of Transportation."
- (3) In addition to the reasons specified in section 102 of the standard specifications, proposals are irregular and the department may reject them for one or more of the following:
  1. The bidder fails to provide the written request for waiver of the electronic submittal requirements.
  2. The bidder fails to pay the \$75 administrative fee before the time the department designates for the opening of bids unless the bidder requests on the waiver that they be billed for the \$75.
  3. The bidder exceeds 4 waivers of electronic submittal requirements within a calendar year.
- (4) In addition to the reasons specified in section 102 of the standard specifications, the department may refuse to issue bidding proposals for future contracts to a bidding entity that owes the department administrative fees for a waiver of electronic submittal requirements.

# PROPOSAL BID BOND

DT1303 1/2006

Wisconsin Department of Transportation

Proposal Number	Project Number	Letting Date
Name of Principal		
Name of Surety	State in Which Surety is Organized	

We, the above-named Principal and the above-named Surety, are held and firmly bound unto the State of Wisconsin in the sum equal to the Proposal Guaranty for the total bid submitted for the payment to be made; we jointly and severally bind ourselves, our heirs, executors, administrators, successors and assigns. The condition of this obligation is that the Principal has submitted a bid proposal to the State of Wisconsin acting through the Department of Transportation for the improvement designated by the Proposal Number and Letting Date indicated above.

If the Principal is awarded the contract and, within the time and manner required by law after the prescribed forms are presented for signature, enters into a written contract in accordance with the bid, and files the bond with the Department of Transportation to guarantee faithful performance and payment for labor and materials, as required by law, or if the Department of Transportation shall reject all bids for the work described, then this obligation shall be null and void; otherwise, it shall be and remain in full force and effect. In the event of failure of the Principal to enter into the contract or give the specified bond, the Principal shall pay to the Department of Transportation **within 10 business days of demand** a total equal to the Proposal Guaranty as liquidated damages; the liability of the Surety continues for the full amount of the obligation as stated until the obligation is paid in full.

The Surety, for value received, agrees that the obligations of it and its bond shall not be impaired or affected by any extension of time within which the Department of Transportation may accept the bid; and the Surety does waive notice of any such extension.

IN WITNESS, the Principal and Surety have agreed and have signed by their proper officers and have caused their corporate seals to be affixed this date: **(DATE MUST BE ENTERED)**

## PRINCIPAL

\_\_\_\_\_  
(Company Name) **(Affix Corporate Seal)**

\_\_\_\_\_  
(Signature and Title)

\_\_\_\_\_  
(Company Name)

\_\_\_\_\_  
(Signature and Title)

\_\_\_\_\_  
(Company Name)

\_\_\_\_\_  
(Signature and Title)

\_\_\_\_\_  
(Company Name)

\_\_\_\_\_  
(Signature and Title)

## NOTARY FOR PRINCIPAL

\_\_\_\_\_  
(Date)

State of Wisconsin )  
 ) ss.  
\_\_\_\_\_ County )

On the above date, this instrument was acknowledged before me by the named person(s).

\_\_\_\_\_  
(Signature, Notary Public, State of Wisconsin)

\_\_\_\_\_  
(Print or Type Name, Notary Public, State of Wisconsin)

\_\_\_\_\_  
(Date Commission Expires)

**Notary Seal**

\_\_\_\_\_  
(Name of Surety) **(Affix Seal)**

\_\_\_\_\_  
(Signature of Attorney-in-Fact)

## NOTARY FOR SURETY

\_\_\_\_\_  
(Date)

State of Wisconsin )  
 ) ss.  
\_\_\_\_\_ County )

On the above date, this instrument was acknowledged before me by the named person(s).

\_\_\_\_\_  
(Signature, Notary Public, State of Wisconsin)

\_\_\_\_\_  
(Print or Type Name, Notary Public, State of Wisconsin)

\_\_\_\_\_  
(Date Commission Expires)

**Notary Seal**

**IMPORTANT: A certified copy of Power of Attorney of the signatory agent must be attached to the bid bond.**





# CERTIFICATE OF ANNUAL BID BOND

DT1305 8/2003

Wisconsin Department of Transportation

Time Period Valid (From/To)	
Name of Surety	
Name of Contractor	
Certificate Holder	Wisconsin Department of Transportation

This is to certify that an annual bid bond issued by the above-named Surety is currently on file with the Wisconsin Department of Transportation.

This certificate is issued as a matter of information and conveys no rights upon the certificate holder and does not amend, extend or alter the coverage of the annual bid bond.

**Cancellation:** Should the above policy be cancelled before the expiration date, the issuing surety will give thirty (30) days written notice to the certificate holder indicated above.

\_\_\_\_\_  
(Signature of Authorized Contractor Representative)

\_\_\_\_\_  
(Date)



## March 2010

## LIST OF SUBCONTRACTORS

Section 66.0901(7), Wisconsin Statutes, provides that as a part of the proposal, the bidder also shall submit a list of the subcontractors the bidder proposes to contract with and the class of work to be performed by each. In order to qualify for inclusion in the bidder's list a subcontractor shall first submit a bid in writing, to the general contractor at least 48 hours prior to the time of the bid closing. The list may not be added to or altered without the written consent of the municipality. A proposal of a bidder is not invalid if any subcontractor and the class of work to be performed by the subcontractor has been omitted from a proposal; the omission shall be considered inadvertent or the bidder will perform the work personally.

No subcontract, whether listed herein or later proposed, may be entered into without the written consent of the Engineer as provided in Subsection 108.1 of the Standard Specifications.

[illegible]

**DECEMBER 2000**

**CERTIFICATION REGARDING DEBARMENT, SUSPENSION, AND OTHER  
RESPONSIBILITY MATTERS - PRIMARY COVERED TRANSACTIONS**

Instructions for Certification

1. By signing and submitting this proposal, the prospective contractor is providing the certification set out below.
2. The inability of a person to provide the certification required below will not necessarily result in denial of participation in this covered transaction. The prospective contractor shall submit an explanation of why it cannot provide the certification set out below. The certification or explanation will be considered in connection with the department or agency's determination whether to enter into this transaction. However, failure of the prospective contractor to furnish a certification or an explanation shall disqualify such person from participation in this transaction.
3. The certification in this clause is a material representation of fact upon which reliance was placed when the department determined to enter into this transaction. If it is later determined that the contractor knowingly rendered an erroneous certification in addition to other remedies available to the Federal Government the department may terminate this transaction for cause or default.
4. The prospective contractor shall provide immediate written notice to the department to whom this proposal is submitted if at any time the prospective contractor learns that its certification was erroneous when submitted or has become erroneous by reason of changed circumstances.
5. The terms "covered transaction," "debarred," "suspended," "ineligible," "lower tier covered transaction," "participant," "person," "primary covered transaction," "principal," "proposal," and "voluntarily excluded," as used in this clause, have the meanings set out in the Definitions and Coverage sections of the rules implementing Executive Order 12549. You may contact the department to which this proposal is being submitted for assistance in obtaining a copy of those regulations.
6. The prospective contractor agrees by submitting this proposal that, should this contract be entered into, it shall not knowingly enter into any lower tier covered transaction with a person who is debarred, suspended, declared ineligible, or voluntarily excluded from participation in this covered transaction, unless authorized by the department entering into this transaction.
7. The prospective contractor further agrees by submitting this proposal that it will include the clause titled "Certification Regarding Debarment, Suspension, Ineligibility and Voluntary Exclusion-Lower Tier Covered Transaction," which is included as an addendum to PR-1273 - "Required Contract Provisions Federal Aid Construction Contracts," without

modification, in all lower tier covered transactions and in all solicitations for lower tier covered transactions.

8. The contractor may rely upon a certification of a prospective subcontractor/materials supplier that it is not debarred, suspended, ineligible, or voluntarily excluded from the covered transaction, unless it knows that the certification is erroneous. A contractor may decide the method and frequency by which it determines the eligibility of its principals. Each contractor may, but is not required to, check the Disapproval List (telephone # 608/266/1631).
9. Nothing contained in the foregoing shall be construed to require establishment of a system of records in order to render in good faith the certification required by this clause. The knowledge and information of a contractor is not required to exceed that which is normally possessed by a prudent person in the ordinary course of business dealings.
10. Except for transactions authorized under paragraph 6 of these instructions, if a contractor in a covered transaction knowingly enters into a lower tier covered transaction with a person who is suspended, debarred, ineligible or voluntarily excluded from participation in this transaction, in addition to other remedies available to the Federal Government, the department may terminate this transaction for cause or default.

Certification Regarding Debarment, Suspension, and Other Responsibility Matters - Primary Covered Transactions

- (1) The prospective contractor certifies to the best of its knowledge and belief, that it and its principals:
  - (a) Are not presently debarred, suspended, proposed for debarment, declared ineligible, or voluntarily excluded from covered transactions by any Federal department or agency;
  - (b) Have not within a three-year period preceding this proposal been convicted of or had a civil judgment rendered against them for commission of fraud or a criminal offense in connection with obtaining, attempting to obtain, or performing a public (Federal, State or local) transaction or contract under a public transaction; violation of Federal or State antitrust statutes or commission of embezzlement, theft, forgery, bribery, falsification or destruction of records, making false statements or receiving stolen property;
  - (c) Are not presently indicted for or otherwise criminally or civilly charged by a governmental entity (Federal, State or local) with commission of any of the offense enumerated in paragraph (1)(b) of this certification; and
  - (d) Have not within a three-year period preceding this proposal had one or more public transactions (Federal, State or local) terminated for cause or default.
- (2) Where the prospective contractor is unable to certify to any of the statements in this certification, such prospective contractor shall attach an explanation to this proposal.

## Special Provisions

### Table of Contents

Article	Description	Page #
1.	General.....	2
2.	Scope of Work.....	2
3.	Prosecution and Progress.....	2
4.	Traffic. ....	3
5.	Utilities.....	3
6.	Information to Bidders, U.S. Army Corps of Engineers Section 404 Permit.....	4
7.	Environmental Protection, Aquatic Exotic Species Control. ....	4
8.	Information to Bidders, WPDES General Construction Storm Water Discharge Permit. ....	4
9.	Construction Over or Adjacent to Navigable Waters. ....	5
10.	Erosion Control Structures. ....	5
11.	Notice to Contractor, Notification of Demolition and/or Renovation No Asbestos Found.....	5
12.	Removing Old Structure Over Waterway With Minimal Debris Station 9+84, Item 203.0600.S.01. ....	5
13.	Underwater Foundation Inspection B-36-233, Item 206.1050.S.01.....	6
14.	Silt Fence. ....	7

**SPECIAL PROVISIONS**

**1. General.**

Perform the work under this construction contract for Project 4362-02-71, T Cato, CTH S, Manitowoc River Bridge, CTH S, Manitowoc County, Wisconsin as the plans show and execute the work as specified in the State of Wisconsin, Department of Transportation, Standard Specifications for Highway and Structure Construction, 2020 Edition, as published by the department, and these special provisions.

If all or a portion of the plans and special provisions are developed in the SI metric system and the schedule of prices is developed in the US standard measure system, the department will pay for the work as bid in the US standard system.

100-005 (20190618)

**2. Scope of Work.**

The work under this contract shall consist of grading, base aggregate dense, asphaltic surface, beam guard, heavy riprap, Structure B-36-233 and all incidental items necessary to complete the work as shown on the plans and included in the proposal and contract.

104-005 (20090901)

**3. Prosecution and Progress.**

Begin work within ten calendar days after the engineer issues a written notice to do so.

Provide the time frame for construction of the project within the 2020 construction season to the engineer in writing within a month after executing the contract but at least 14 calendar days before the preconstruction conference. Assure that the time frame is consistent with the contract completion time. Upon approval, the engineer will issue the notice to proceed within ten calendar days before the beginning of the approved time frame.

To revise the time frame, submit a written request to the engineer at least two weeks before the beginning of the intended time frame. The engineer will approve or deny that request based on the conditions cited in the request and its effect on the department's scheduled resources.

**Fish Spawning**

There shall be no instream disturbance of Manitowoc River as a result of construction activity under or for this contract, from March 1 to June 30 both dates inclusive, in order to avoid adverse impacts upon the spawning of northern pike and smallmouth bass.

Any change to this limitation will require submitting a written request by the contractor to the engineer, subsequent review and concurrence by the Department of Natural Resources in the request, and final approval by the engineer. The approval will include all conditions to the request as mutually agreed upon by WisDOT and DNR.

**Migratory Birds**

Swallow and other migratory birds' nests have been observed on or under the existing bridge. All active nests (when eggs or young are present) of migratory birds are protected under the federal Migratory Bird Treaty Act.

The nesting season for swallows and other birds is usually between May 1 and August 30. Either prevent active nests from becoming established or apply for a depredation permit from the US Fish and Wildlife Service for work that may disturb or destroy active nests. The need for a permit may be avoided by removing the existing bridge structure prior to nest occupation by birds or clearing nests from all structures before the nests become active in early spring. As a last resort, prevent birds from nesting by installing a suitable netting device on the remaining structure prior to nesting activity. Include the cost for preventing nesting in the cost of Removing Old Structure Over Waterway with Minimal Debris.



#### **Northern Long-eared Bat (*Myotis septentrionalis*)**

Northern Long-eared Bats (NLEB) have the potential to inhabit the project limits because they roost in trees. Roosts may not have been observed on this project, but conditions to support the species exist. The species and all active roosts are protected by the Federal Endangered Species Act. If an individual bat or active roost is encountered during construction operations, stop work and notify the engineer and the WisDOT Regional Environmental Coordinator (REC).

According to the final 4(d) rule issued for the NLEB, the department has determined that the proposed activity may affect, but will not result in prohibited take of the NLEB. The activity involves tree removal but will not occur within 0.25 miles of a known hibernacula, nor will the activity remove a known maternity roost tree or any other tree within 150 feet of a known maternity roost tree.

If additional trees need to be removed, no Clearing shall occur without prior approval from the engineer, following coordination with the WisDOT REC. Additional tree removal beyond the area originally specified will require consultation with the United States Fish and Wildlife Service (USFWS) and may require a bat presence/absence survey. Notify the engineer if additional Clearing cannot be avoided to begin coordination with the WisDOT REC. The WisDOT REC will initiate consultation with the USFWS and determine if a survey is necessary.

Submit a schedule and description of Clearing operations with the ECIP 14 days prior to any Clearing operations. The department will determine, based on schedule and scope of work, what additional erosion control measures shall be implemented prior to the start of Clearing operations, and list those additional measures in the ECIP.

#### **4. Traffic.**

Close CTH S to through traffic during construction operations under this contract.

Place the appropriate signs and barricades prior to the start of construction to close the road.

Manitowoc County Highway Department will sign a detour route during construction. The detour route will be CTH JJ to CTH J to USH 10.

Maintain access to private driveways within and adjacent to the project limits. If closure of a driveway is necessary, request approval of the closure with the engineer. If the closure is approved, notify the property owners two working days prior to the anticipated closure. Close driveways for a maximum of two working days.

During reconstruction of CTH S and Bergene Lane, periodic access to Bergene Lane must be maintained. Provide landowner access for a minimum of one hour for the timeframe requested by the landowner to the engineer, if approved by the engineer. Request lead time is a minimum of 4 hours.

During reconstruction of the driveway to the Manitowoc County Fish and Game Association property, maintain a mowed 5' minimum width walking path from the shoulder at Station 13+25 LT to the site.

#### **5. Utilities.**

This contract does not come under the provision of Administrative Rule Trans 220.

stp-107-066 (20080501)

There are underground utility facilities located within the project limits for this project. The contractor shall coordinate construction activities with a call to Diggers Hotline or a direct call to the utilities that have facilities in the area, as required by statutes. The contractor shall use caution to ensure the integrity of underground facilities and shall maintain code clearances from overhead facilities at all times.

**Wisconsin Public Service (WPS)** has overhead electric facilities approximately 48' west of the road centerline and crossing CTH S at Station 8+50. The crossing line is in conflict and will be buried underground prior to June 1, 2020.

**TDS** has overhead communication facilities on WPS poles west of the road centerline and a ped box at 8+55 LT. The ped box and associated buried line will be relocated prior to December 31, 2019.

**Comcast** has overhead communication facilities on WPS poles west of the road centerline and crossing CTH S at Station 8+50. The crossing line is in conflict and will be buried underground prior to June 1, 2020.

## **6. Information to Bidders, U.S. Army Corps of Engineers Section 404 Permit.**

The department has obtained a U.S. Army Corps of Engineers Section 404 permit. Comply with the requirements of the permit in addition to requirements of the special provisions. A copy of the permit is available from the regional office by contacting Scott Ebel at (920) 360-2225.

stp-107-054 (20080901)

## **7. Environmental Protection, Aquatic Exotic Species Control.**

Exotic invasive organisms such as VHS, zebra mussels, purple loosestrife, and Eurasian water milfoil are becoming more prolific in Wisconsin and pose adverse effects to waters of the state. Wisconsin State Statutes 30.07, "Transportation of Aquatic Plants and Animals; Placement of Objects in Navigable Waters", details the state law that requires the removal of aquatic plants and zebra mussels each time equipment is put into state waters.

At construction sites that involve navigable water or wetlands, use the follow cleaning procedures to minimize the chance of exotic invasive species infestation. Use these procedures for all equipment that comes in contact with waters of the state and/or infested water or potentially infested water in other states.

Ensure that all equipment that has been in contact with waters of the state, or with infested or potentially infested waters, has been decontaminated for aquatic plant materials and zebra mussels before being used in other waters of the state. Before using equipment on this project, thoroughly disinfect all equipment that has come into contact with potentially infested waters. Guidelines from the Wisconsin Department of Natural Resources for disinfection are available at:

<http://dnr.wi.gov/topic/invasives/disinfection.html>

Use the following inspection and removal procedures:

1. Before leaving the contaminated site, wash machinery and ensure that the machinery is free of all soil and other substances that could possibly contain exotic invasive species;
2. Drain all water from boats, trailers, bilges, live wells, coolers, bait buckets, engine compartments, and any other area where water may be trapped;
3. Inspect boat hulls, propellers, trailers and other surfaces. Scrape off any attached mussels, remove any aquatic plant materials (fragments, stems, leaves, seeds, or roots), and dispose of removed mussels and plant materials in a garbage can before leaving the area or invested waters; and
4. Disinfect your boat, equipment and gear by either:
  - 4.1. Washing with ~212 F water (steam clean), or
  - 4.2. Drying thoroughly for five days after cleaning with soap and water and/or high pressure water, or
  - 4.3. Disinfecting with either 200 ppm (0.5 oz per gallon or 1 Tablespoon per gallon) Chlorine for 10-minute contact time or 1:100 solution (38 grams per gallon) of Virkon Aquatic for 20- to 30-minute contact time. Note: Virkon is not registered to kill zebra mussel veligers nor invertebrates like spiny water flea. Therefore, this disinfect should be used in conjunction with a hot water (>104° F) application.

Complete the inspection and removal procedure before equipment is brought to the project site and before the equipment leaves the project site.

stp-107-055 (20130615)

## **8. Information to Bidders, WPDES General Construction Storm Water Discharge Permit.**

The department has obtained coverage through the Wisconsin Department of Natural Resources to discharge storm water associated with land disturbing construction activities of this contract under the Wisconsin Pollutant Discharge Elimination System General Construction Storm Water Discharge Permit (WPDES Permit No. WI-S066796-1). A certificate of permit coverage is available from the regional office by contacting Eric Gwidt at (920) 735-6900. Post the permit in a conspicuous place at the construction site.

stp-107-056 (20180628)

**9. Construction Over or Adjacent to Navigable Waters.**

The Manitowoc River is classified as a state navigable waterway under standard spec 107.19.

stp-107-060 (20171130)

**10. Erosion Control Structures.**

Within seven calendar days after beginning work on the bridge superstructure, place all permanent erosion control devices, including riprap, erosion mat, ditch checks, seed, fertilizer, mulch, soil stabilizer, or any other item required by the contract or deemed necessary by the engineer. These devices shall be in place in the area under the bridge and on both sides of the roadway, from the waterway to a point 100-feet behind the backwall of the abutment. Within said limits, place these devices to a height equivalent to the calculated water elevation resulting from a storm that occurs on the average of once every two years (Q2) as shown on the plan, or as the engineer directs. Before initial construction operations, place turbidity barriers, silt screens, and other temporary erosion control measures as the plans show and remove them after the permanent erosion control devices are in place unless directed otherwise by the engineer.

In the event that construction activity does not disturb the existing ground below the Q2 elevation, the above timing requirements for permanent erosion control shall be waived.

stp-107-070 (20030820)

**11. Notice to Contractor, Notification of Demolition and/or Renovation No Asbestos Found.**

John Roelke, License Number All-119523, inspected Structure B-36-20 for asbestos on October 24, 2016. No regulated Asbestos Containing Material (RACM) was found on this structure. A copy of the inspection report is available from: Scott Ebel, (920) 360-2225.

According to NR447 and DHS159, ensure that DNR or DHS receives a completed Notification of Demolition and/or Renovation (DNR Form 4500-113 (R 4/11), or subsequent revision) via U.S. mail, hand-delivery, or using the online notification system at least 10 working days before beginning any construction or demolition. Pay all associated fees. Provide a copy of the completed 4500-113 form to Scott Ebel, (920) 360-2225 and DOT BTS-ESS attn: Hazardous Materials Specialist, PO Box 7965, Madison, WI 53707-7965. In addition, comply with all local or municipal asbestos requirements.

Use the following information to complete WisDNR form 4500-113:

- Site Name: Structure B-36-20, CTH S over Manitowoc River
- Site Address: 0.3 miles north of CTH JJ
- Ownership Information: Manitowoc County Highway Department, 3500 State Highway 310, Manitowoc, WI 54220
- Contact: Scott Ebel
- Phone: (920) 360-2225
- Age: 57 years old. This structure was constructed in 1962.
- Area: 4566 SF of deck

Insert the following paragraph in Section 6.g.:

- If asbestos not previously identified is found or previously non-friable asbestos becomes crumbled, pulverized, or reduced to a powder, stop work immediately, notify the engineer, and the engineer will notify the department's Bureau of Technical Services at (608) 266-1476 for an emergency response as specified in standard spec 107.24. Keep material wet until it is abated or until it is determined to be non-asbestos containing material.

stp-107-125 (20120615)

**12. Removing Old Structure Over Waterway With Minimal Debris Station 9+84, Item 203.0600.S.01.**

Conform to standard spec 203 as modified in this special provision.

Add the following to standard spec 203:

### **203.3.6 Removals Over Waterways and Wetlands**

#### **203.3.6.2 Removing Old Structure Over Waterway with Minimal Debris**

- (1) Remove the existing Structure B-36-20 over the Manitowoc River in large sections and conforming to the contractor's approved structure removal and clean-up plan. During superstructure removal, prevent all large pieces and minimize the number of small pieces from entering the waterway or wetland. Remove all reinforcing steel, all concrete, and all other debris that falls into the waterway or wetland. The contractor may leave limited amounts of small concrete pieces scattered over the waterway floor or wetland only if the engineer allows.
- (2) Submit a structure removal and clean-up plan as part of the erosion control implementation plan required under standard spec 107.20. Do not start work under the structure removal and clean-up plan without the department's written approval of the plan. Include the following information in the structure removal and clean-up plan:
  - Methods and schedule to remove the structure.
  - Methods to control potentially harmful environmental impacts.
  - Methods for superstructure removal that prevent all large pieces and minimize the number of small pieces from entering the waterway or wetlands.
  - Methods to control dust and contain slurry.
  - Methods for removing piers and abutments. If blasting in water, include restrictions that regulatory agencies and the contract require.
  - Methods for cleaning the waterway or wetlands.
- (3) If stockpiling spoil material, place it on an upland site an adequate distance from the waterway, wetland, or any open water created by excavation. Install silt fence between the spoil pile and the waterway, wetland, or excavation site.

Add the following Removing Old Structure bid item to standard spec 203.5.1:

ITEM NUMBER	DESCRIPTION	UNIT
203.0600.S.01	Removing Old Structure Over Waterway With Minimal Debris Station 9+84	LS
stp-203-020 (20190618)		

### **13. Underwater Foundation Inspection B-36-233, Item 206.1050.S.01.**

#### **A Description**

This special provision describes providing underwater inspections of the substructure foundations conforming to standard spec 206.3.12.

#### **B (Vacant)**

#### **C Construction**

Provide a diver who, under the direction of the engineer, will report the characteristics, cleanliness and quality of the excavated rock surface below the seal or footing to ensure that the foundation has been properly prepared as specified in standard spec 206.3.8.

Provide a video monitor and videocamera, along with two-way audio communications with the diver during the inspection, and record the video and audio.

Correct any deficiencies in the preparation of the seal or footing foundation and repeat the inspections until all deficiencies are corrected.

Place the seal or footing concrete within 24 hours after all deficiencies are corrected or as the engineer directs.

#### **D Measurement**

The department will measure Underwater Foundation Inspection (Location) once for each individual unit, acceptably completed. The entire pier or abutment substructure location is considered a unit. Multiple underwater inspections at the same substructure location to correct foundation preparation deficiencies will not be measured.

## **E Payment**

The department will pay for measured quantities at the contract unit price under the following bid item:

ITEM NUMBER	DESCRIPTION	UNIT
206.1050.S.01	Underwater Foundation Inspection B-36-233	EACH

Payment is full compensation for all diving inspections and reporting; and for supplying video and two-way audio communications equipment and electronic video and audio files.

stp-206-050 (20190618)

## **14. Silt Fence.**

Conform to the requirements of standard spec 628 and as hereinafter provided.

Install trenched-in silt fence prior to construction to deter turtles from entering the construction zone.

Maintain the silt fence through final stabilization of the graded areas.

## **ADDITIONAL SPECIAL PROVISION 4**

### **Payment to First-Tier Subcontractors**

Within 10 calendar days of receiving a progress payment for work completed by a subcontractor, pay the subcontractor for that work. The prime contractor may withhold payment to a subcontractor if, within 10 calendar days of receipt of that progress payment, the prime contractor provides written notification to the subcontractor and the department documenting "just cause" for withholding payment.

The prime contractor may also withhold routine retainage from payments due subcontractors.

### **Payment to Lower-Tier Subcontractors**

Ensure that subcontracting agreements at all tiers provide prompt payment rights to lower-tier subcontractors that parallel those granted first-tier subcontractors in this provision.

### **Release of Routine Retainage**

After granting substantial completion the department may reduce the routine retainage withheld from the prime contractor to 75 percent of the original total amount retained.

When the Department sends the semi-final estimate the department may reduce the routine retainage withheld from the prime contractor to 10 percent of the original total amount retained.

Within 30 calendar days of receiving the semi-final estimate from the department, submit written certification that subcontractors at all tiers are paid in full for acceptably completed work and that no routine retainage is being withheld. The department will pay the prime contractor in full and reduce the routine retainage withheld from the prime contractor to zero when the department approves the final estimate.

This special provision does not limit the right of the department, prime contractor, or subcontractors at any tier to withhold payment for work not acceptably completed or work subject to an unresolved contract dispute.

## Additional Special Provision 6

### ASP 6 - Modifications to the standard specifications

Make the following revisions to the standard specifications:

---

#### 104.3 Contractor Notification

Replace the entire text with the following effective with the December 2019 letting:

##### 104.3.1 General

- (1) Subsection 104.3 specifies the step-by-step communication process to be followed to expedite the resolution of potential contract revisions identified by the contractor. Both contractor actions and department responses are outlined. The contractor's non-compliance with the requirements of 104.3 may constitute a waiver of entitlement to a pay adjustment under 109.4 or a time extension under 108.10. The department and contractor can mutually agree to extend any time frame specified throughout 104.3.

##### 104.3.2 Contractor Initial Oral Notification

- (1) If required by 104.2, or if the contractor believes that the department's action, the department's lack of action, or some other situation results in or necessitates a contract revision, the contractor must promptly provide oral notification to the project engineer. Upon notification, the project engineer will attempt to resolve the identified issue.

##### 104.3.3 Contractor 5-Day Written Statement

- (1) If the project engineer has not responded or resolved the identified issue within 5 business days after receipt of initial notification, provide a contractor written statement to the project engineer in the following format:

###### Part 1 - Executive Summary (label page 1.1 through page 1.x)

Include a detailed, factual statement of the request for additional compensation and contract time. Include the date the issue was identified, the date initial notification was given to the project engineer, and the dates and specific locations of work involved.

###### Part 2 - Contractor's Basis of Entitlement (label page 2.1 through page 2.x)

Include references to relevant contract provisions and a narrative summarizing how the contract provisions support the request for a revision to the original contract.

###### Part 3 - Contractor's Request for Damages (label page 3.1 through page 3.x)

When requesting additional compensation, include an itemized list of costs with a narrative supporting the requested amount and explaining how the costs are tied to the requested contract revision.

When requesting additional contract time, include a copy of the schedule that was in effect when the issue occurred and a detailed narrative explaining how the issue impacted controlling items of work. Provide a time impact analysis utilizing base and updated schedules.

If the full extent of either compensation or time is not known at the date of submittal of the contractor 5-Day written statement, provide a brief statement as to why, and include estimated compensation and time.

###### Part 4 - Supporting Documentation (label page 4.1 through page 4.x)

Include copies of the following:

- A. Relevant excerpts from specifications, special provisions, plans, change orders, or other contract documents.
  - B. Communication on the issue, including: letters, e-mails, meeting minutes, etc.
  - C. Any other documentation to support or clarify the contractor's position, including: daily work records, cost summary sheets, weigh tickets, test results, sketches, etc.
- (2) With the submittal of the written statement, the contractor may also request a meeting with the region.

##### 104.3.4 Region One-Day Written Acknowledgment

- (1) Within one business day after the contractor provides the 5-day written statement, the project engineer will provide a region one-day written acknowledgment to the contractor. The project engineer will continue to resolve the issue.

##### 104.3.5 Region 5-Day Written Response

- (1) Within 5 business days after receiving the contractor 5-day written statement, the project engineer may request specific additional information to allow the project engineer to decide whether item 1 or 2 of 104.3.6(1) applies. The project engineer will state the information needed and date it is to be

received for further review. Submit additional information as an amendment to the contractor 5-day written statement.

#### **104.3.6 Region Final Decision**

- (1) Within 10 business days after receiving the contractor 5-day written statement or additional information requested in 104.3.5(1), whichever comes last, the region will consider all information and provide a region final decision in writing to the contractor with one or more of the following responses:
    1. The region will confirm that the contractor is entitled to a contract revision and a contract change order is necessary as specified in 104.2. The project engineer will give direction concerning the potential change.
    2. The region will deny that the contractor is entitled to a contract revision. The project engineer will provide a statement as to why the issue is not a change to the contract. At a minimum, the project engineer will respond to the contractor's issues and refer to the contract to show why the issues are not a change from the original contract.
  - (2) If the contractor does not agree with the region's decision the contractor may pursue the issue as a claim as specified in 105.13. Alternatively, if the contractor and department mutually agree, the department will get a third-party advisory opinion according to the department's dispute resolution procedures.
  - (3) If a third party reviews the issue, their recommendation is not binding on either party. The region has 10 business days after receipt of the third party's written recommendation to render a decision. If the department fails to respond in writing within those 10 business days or the contractor disagrees with the region's decision, the contractor may pursue the issue as a claim as specified in 105.13.
- 

#### **104.6.1.2.1 General**

Replace paragraph one with the following effective with the December 2019 letting:

- (1) Conduct construction operations and provide facilities required to maintain the portion of the project open to the public in a condition that safely and adequately accommodates public traffic. Use barricades, signs, flaggers, and temporary barrier as specified in part VI, of the WMUTCD and ensure that the contractor's use of the right-of-way conforms to 107.9. Throughout the life of the contract, and as the engineer directs, conduct construction operations and provide facilities as follows:
    - Conduct flagging operations conforming to plan details and the department's flagging handbook.
    - Use drums, barricades, and temporary barrier to delineate and shield abrupt drop-offs and other hazards.
    - Furnish, erect, and maintain traffic control devices and facilities conforming to 643.
    - Furnish, erect, and maintain temporary pedestrian devices and facilities conforming to 644.
- 

#### **104.6.1.2.2 Flagging**

Replace paragraph three with the following effective with the December 2019 letting:

- (3) Provide associated advanced warning signs that meet the retroreflective requirements of 637.2.2.2. Provide temporary portable rumble strips from the department's APL installed according to manufacturer's instructions and as specified in the flagging plan details. Provide guidance service through the worksite using pilot vehicles if required.

Replace paragraph five with the following effective with the December 2019 letting:

- (5) Flagging is incidental to the contract and includes costs for advance signing, temporary portable rumble strips, and pilot vehicle guidance service.



---

**104.8 Rights in the Use of Materials Found on the Project**

Replace paragraph two with the following effective with the December 2019 letting:

- (2) Do not excavate or remove material from within the right-of-way that is not within the vertical and horizontal excavation limits the plans show except as follows:
- If the contract does not identify potential source areas, obtain written authorization from the engineer to use those sources. Complete required environmental documentation and obtain necessary permits. The department will reduce pay by \$1.50 per cubic yard under the Material from Right-of-Way administrative item for material obtained from those areas.
  - If the contract identifies potential source areas that were evaluated and permitted in the original environmental document, do not begin excavating in those areas until the engineer allows in writing. Additional environmental documentation and environmental permits are not required. The department will not reduce pay for material obtained from those areas.

The department may suspend use of these sources if the contractor's operation affects the essential functions or characteristics of the project.

---

**104.10.1 General**

Replace paragraph one with the following effective with the December 2019 letting:

- (1) Subsection 104.10 specifies a 2-step process for contractors to follow in submitting a cost reduction incentive (CRI) for modifying the contract in order to reduce direct construction costs computed at contract bid prices. The initial submittal is referred to as a CRI concept and the second submittal is a CRI proposal. The contractor and the department will equally share all savings generated to the contract due to a CRI as specified in 104.10.4.2(1). The department encourages the contractor to submit CRI concepts for the following situations:
1. The contractor generates the original cost savings idea and formulates it into a concept.
  2. The department generates the original cost savings idea and obtains the contractor's assistance to formulate the idea into a concept.

Replace paragraph five with the following effective with the December 2019 letting:

- (5) The department will consider a CRI that changes but does not impair the essential functions or characteristics of the project. These functions or characteristics include, but are not limited to, appearance, service life, economy of operations, ease of maintenance, design, and safety of structures and pavements, construction phasing or procedures, or other contract requirements. The department will not consider a CRI that changes the following:
- Permanent pavement type.
  - Permanent structural cross section above the subgrade.
- 

**104.10.2 Submittal and Review of a CRI Concept**

Replace paragraphs five and six with the following effective with the December 2019 letting:

- (5) The department may consider a CRI concept that addresses a potential change under 104.2.
- (6) The department will not implement a contractor-initiated CRI concept, or portion of that concept, without sharing the cost savings with the contractor as specified in 104.10.4.2.
- (7) The savings generated by the CRI must be sufficient to warrant its review and processing and offset the level of risk. The department will assess the risk of the CRI relative to departmental design policies and criteria for the project. The department may reject a CRI concept for the following reasons:
1. It requires excessive time or costs for the contractor to develop the CRI proposal.
  2. It requires excessive time or costs for review, evaluation, investigation, or implementation.
  3. It introduces an inappropriate level of risk.

**104.10.4.2 Payment for the CRI Work**

Replace paragraph one with the following effective with the December 2019 letting:

- (1) The department will pay for completed CRI work as specified for progress payments under 109.6. The department will pay for CRI's under the Cost Reduction Incentive administrative item. When all CRI costs are determined, the department will execute a contract change order that does the following:
  1. Adjusts the contract time, interim completion dates, or both.
  2. Pays the contractor for the unpaid balance of the CRI work.
  3. Pays the contractor 50 percent of the net savings resulting from the CRI, calculated as follows:

$$NS = CW - CRW - CC - DC$$

Where:

**NS** = Net Savings

**CW** = The cost of the work required by the original contract that is revised by the CRI. CW is computed at contract bid prices if applicable.

**CRW** = The cost of the revised work, computed at contract bid prices if applicable.

**CC** = The contractor's cost of developing the CRI proposal.

**DC** = The department's cost for investigating, evaluating, and implementing the CRI proposal.

**105.13 Claims Process for Unresolved Changes**

Replace the entire text with the following effective with the December 2019 letting:

**105.13.1 General**

- (1) Before submitting a claim, the department and contractor can mutually agree to have the department get a third-party advisory opinion as specified in 104.3.6.
- (2) The department and contractor can mutually agree to extend any time frame specified throughout 105.13 and can mutually agree to utilize an alternative dispute resolution method at any point before the department renders its final decision.
- (3) The department and contractor share costs related to referral to a dispute review board (DRB) as prescribed in the department's dispute resolution procedures.

**105.13.2 Notice of Claim**

- (1) If the contractor has followed the procedures for revising the contract specified in 104.2 and provided the notification specified in 104.3, but still disagrees with the region, the contractor may pursue the issue as a claim. File a notice of claim with the project engineer concerning the disagreement within 14 calendar days of receiving the region's decision under 104.3.6(1).
- (2) The project engineer may deny the applicable portion of a claim if the contractor does not do the following:
  1. File the notice of claim within 14 calendar days as specified in 105.13.2(1).
  2. Give the project engineer sufficient access to keep a record of the actual labor, materials, and equipment used to perform the claimed work.

- (3) Upon filing the notice of claim, maintain records as specified for force account statements in 109.4.5. Unless the project engineer issues a suspension, continue to perform the disputed work. The department will continue to make progress payments to the contractor as specified in 109.6.

**105.13.3 Submission of Claim**

- (1) Submit the claim to the project engineer as promptly as possible following the submission of the Notice of Claim, but not later than the end of the time allowed under 109.7 for the contractor to respond in writing to the engineer-issued semi-final estimate. If the contractor does not submit the claim within that response time, the department will deny the claim.
- (2) The department will not accept the submission of a claim until the resolution process in 104.3 has been completed and the contractor makes no further requests to submit updated information that may affect the region's final decision.

**105.13.4 Content of Claim**

- (1) The final contractor written statement under 104.3.3 is considered the content of the claim. If the contractor makes a request to submit updated information that may affect the region's final decision under 104.3.6, submit the updated information as an amendment to the contractor written statement and continue the resolution process in 104.3 before submitting a claim.
- (2) The department may refer the claimant of a false claim to the appropriate authority for criminal prosecution. Certify the claim using the following form:

The undersigned is duly authorized to certify this claim on behalf of (the contractor).

(The contractor) certifies that this claim is made in good faith, that the supporting data are accurate and complete to the best of (the contractor's) knowledge and belief, and that the amount requested accurately reflects the contract adjustment for which (the contractor) believes that the department is liable.

(THE CONTRACTOR)

By: \_\_\_\_\_

(Name and Title)

Date of Execution: \_\_\_\_\_

**105.13.5 Department Final Decision**

- (1) The department will have up to 28 calendar days, from the contractor's submission of the claim, to perform a final review of the claim and conduct all meetings. The department may request, in writing, that the contractor submit additional information related to the claim. Submit that additional information, or notify the department in writing to base its decision on the information previously submitted. Either the contractor or region may request a meeting to present their views. Before the meeting, both parties will agree upon written ground rules for the meeting.
- (2) Upon completion of the 28 calendar days for the department's review and meetings, the department will have up to 21 calendar days to render a written decision. The department will consider written and oral submissions from the contractor and region, and may consider other relevant information in the project records.
- (3) The department will provide the following in its final decision:
  1. A concise description of the claim.
  2. A clear, contractual basis for its decision that includes a reference to 104.2 on revisions to the contract and as appropriate, specific reference to language regarding the bid items in question.
  3. Other facts the department relies on to support its decision.
  4. A concise statement of the circumstances surrounding the claim and reasons for its decision. If the department rejects the claim in whole or in part, the department will explain why the claimed work is not a change to the contract work.
  5. The amount of money or other relief, if any, the department will grant the contractor.
- (4) If the contractor disagrees with the department's final decision, the contractor may initiate a legal action pursuant to state statutes.

**106.3.4.2.2.2 Freeze-Thaw Soundness**

Replace paragraph one with the following effective with the December 2019 letting:

- (1) Perform freeze-thaw soundness testing according to AASHTO T103 as modified in CMM 8-60.2. Provide freeze/thaw soundness test results based on the fraction retained on the No. 4 sieve as follows:
  1. Using virgin crushed stone aggregates produced from limestone/dolomite sources in one or more of the following counties or from out of state:
 

Brown	Columbia	Crawford	Dane	Dodge
Fond du Lac	Grant	Green	Green Lake	Iowa
Jefferson	Lafayette	Marinette	Oconto	Outagamie
Rock	Shawano	Walworth	Winnebago	
  2. Using gravel aggregates produced from pit sources in one or more of the following counties or from out of state:
 

Dodge	Washington	Waukesha
-------	------------	----------

**208.5 Payment**

Replace paragraph three with the following effective with the December 2019 letting:

- (3) The department will adjust pay for material obtained from within the project right-of-way limits but outside project excavation limits, furnished under 208.2.2, as specified in 104.8.

**301.2.3 Sampling and Testing**

Replace paragraph one with the following effective with the December 2019 letting:

- (1) Department and contractor testing shall conform to the following:

Sampling <sup>[1]</sup> .....	AASHTO T2
Percent passing the 200 sieve .....	AASHTO T11
Gradation <sup>[1]</sup> .....	AASHTO T27
Gradation of extracted aggregate .....	AASHTO T30
Moisture content <sup>[1]</sup> .....	AASHTO T255
Liquid limit .....	AASHTO T89
Plasticity index .....	AASHTO T90
Wear .....	AASHTO T96
Sodium sulfate soundness (R-4, 5 cycles) .....	AASHTO T104
Freeze/thaw soundness <sup>[1]</sup> .....	AASHTO T103
Lightweight Pieces in Aggregate .....	AASHTO T113
Fracture .....	ASTM D5821 as modified in CMM 8-60
Moisture/density <sup>[1]</sup> .....	AASHTO T99 and AASHTO T180
In-place density <sup>[1]</sup> .....	AASHTO T191
Asphaltic material extraction .....	CMM 8-36 WisDOT Test Method 1560

<sup>[1]</sup> As modified in CMM 8-60.

**301.2.4.5 Aggregate Base Physical Properties**

*Replace paragraph one with the following effective with the December 2019 letting:*

- (1) Furnish aggregates conforming to the following:

**TABLE 301-2 AGGREGATE BASE PHYSICAL PROPERTIES**

PROPERTY	CRUSHED STONE	CRUSHED GRAVEL	CRUSHED CONCRETE	RECLAIMED ASPHALT	REPROCESSED MATERIAL	BLENDED MATERIAL
Gradation AASHTO T27						
dense	305.2.2.1	305.2.2.1	305.2.2.1	305.2.2.2	305.2.2.1	305.2.2.1 <sup>[1]</sup>
open-graded	310.2	310.2	<u>not allowed</u>	<u>not allowed</u>	<u>not allowed</u>	<u>not allowed</u>
Wear AASHTO T96 loss by weight	<=50%	<=50%	note <sup>[2]</sup>	—	note <sup>[2]</sup>	note <sup>[3]</sup>
Sodium sulfate soundness AASHTO T104 loss by weight						
dense	<=18%	<=18%	—	—	—	note <sup>[3]</sup>
open-graded	<=12%	<=12%	<u>not allowed</u>	<u>not allowed</u>	<u>not allowed</u>	<u>not allowed</u>
Freeze/thaw soundness AASHTO T103 <sup>[6]</sup> loss by weight						
dense	<=18%	<=18%	note <sup>[2]</sup>	—	—	note <sup>[3]</sup>
open-graded	<=18%	<=18%	<u>not allowed</u>	<u>not allowed</u>	<u>not allowed</u>	<u>not allowed</u>
Liquid limit AASHTO T89	<=25	<=25	<=25	—	—	note <sup>[3]</sup>
Plasticity AASHTO T90	<=6 <sup>[4]</sup>	<=6 <sup>[4]</sup>	<=6 <sup>[4]</sup>	—	—	note <sup>[3]</sup>
Fracture ASTM D5821 <sup>[6]</sup> min one face by count						
dense	58%	58%	58%	—	note <sup>[5]</sup>	note <sup>[3]</sup>
open-graded	90%	90%	<u>not allowed</u>	<u>not allowed</u>	<u>not allowed</u>	<u>not allowed</u>

<sup>[1]</sup> The final aggregate blend must conform to the specified gradation.

<sup>[2]</sup> No requirement for material taken from within the project limits. For material supplied from a source outside the project limits:

- LA wear maximum of 50 percent loss, by weight.
- Freeze thaw maximum of 42 percent loss, by weight.

<sup>[3]</sup> Required as specified for the individual component materials defined in columns 2 - 6 of the table before blending.

<sup>[4]</sup> For base placed between old and new pavements, use crushed stone, crushed gravel, or crushed concrete with a plasticity index of 3 or less.

<sup>[5]</sup> >=75 percent by count of non-asphalt coated particles.

<sup>[6]</sup> as modified in CMM 8-60.

**450.2.2 Aggregate Sampling and Testing**

Replace paragraph one with the following effective with the December 2019 letting:

- (1) The department and the contractor will sample and test according to the following methods, except as revised with the engineer's approval:
- |  |             |
|--|-------------|
| Sampling aggregates .....                                      | AASHTO T2   |
| Material finer than No. 200 sieve .....                        | AASHTO T11  |
| Sieve analysis of aggregates .....                             | AASHTO T27  |
| Mechanical analysis of extracted aggregate .....               | AASHTO T30  |
| Sieve analysis of mineral filler .....                         | AASHTO T37  |
| Los Angeles abrasion of coarse aggregate .....                 | AASHTO T96  |
| Freeze-thaw soundness of coarse aggregate <sup>[1]</sup> ..... | AASHTO T103 |
| Sodium sulfate soundness of aggregates (R-4, 5 cycles) .....   | AASHTO T104 |
| Extraction of bitumen .....                                    | AASHTO T164 |

<sup>[1]</sup> As modified in CMM 8-60.2.

**450.3.2.6.3 Compaction Roller Pattern Determined by Growth Curve**

Add 450.3.2.6.3 as a new subsection effective with the December 2019 letting:

**450.3.2.6.3 Compaction Roller Pattern Determined by Growth Curve**

- (1) Compact asphaltic mixture using the roller pattern established during construction of a control strip. Use 2 or more rollers per paver if placing more than 165 tons per hour.
- (2) On the first day of production, construct a control strip under the direct observation of department personnel. After compacting the control strip with a minimum of 3 passes, mark the gauge outline and take a one-minute wet density measurement using a nuclear density gauge in back scatter mode at a single location. Take a density measurement at the same location after each subsequent pass. Continue compacting and testing until the increase in density is less than 1 pcf for 3 consecutive passes. Submit the final roller pattern to the engineer in writing. Once the roller pattern is established do not change the pattern or decrease the number, type, or weight of rollers without the engineer's written approval.
- (3) After establishing the roller pattern, and under the direct observation of the engineer, cut at least one 4-inch diameter or larger core from the control strip density gauge outline. Prepare cores and determine density according to AASHTO T166. Dry cores after testing. Fill core holes and obtain engineer approval before opening to traffic. The department will maintain custody of cores throughout the entire sampling and testing process. The department will label cores, transport cores to testing facilities, witness testing, store dried cores, and provide subsequent verification testing.

**450.3.2.8 Jointing**

Replace paragraph three with the following effective with the December 2019 letting:

- (3) Construct notched wedge longitudinal joints for mainline paving of HMA layers 1.75 inches or greater. Extend the wedge beyond the normal lane width as the plans show or as the engineer directs.

Replace paragraph five with the following effective with the December 2019 letting:

- (5) Construct the wedge for each layer using an engineer-approved strike-off device that will provide a uniform slope and will not restrict the main screed. Shape and compact the wedge with a weighted steel side roller wheel or vibratory plate compactor the same width as the wedge. Apply a tack coat to the wedge surface and both notches before placing the adjacent lane.
- (6) Clean longitudinal and transverse joints coated with dust and, if necessary, paint with hot asphaltic material, a cutback, or emulsified asphalt to ensure a tightly bonded, sealed joint.

**455.2.5 Tack Coat**

Replace paragraph one with the following effective with the December 2019 letting:

- (1) Under the Tack Coat bid item, furnish type SS-1h, CSS-1h, QS-1h, CQS-1h, or modified emulsified asphalt with an "h" suffix, unless the contract specifies otherwise.

**460.2.2.3 Aggregate Gradation Master Range**

*Replace paragraph one with the following effective with the December 2019 letting:*

- (1) Ensure that the aggregate blend, including recycled material and mineral filler, conforms to the gradation requirements in table 460-1. The values listed are design limits; production values may exceed those limits.

**TABLE 460-1 AGGREGATE GRADATION MASTER RANGE AND VMA REQUIREMENTS**

SIEVE	PERCENT PASSING DESIGNATED SIEVES							
	NOMINAL SIZE							
	No. 1 (37.5 mm)	No. 2 (25.0 mm)	No. 3 (19.0 mm)	No. 4 (12.5 mm)	No. 5 (9.5 mm)	No. 6 (4.75 mm)	SMA No. 4 (12.5 mm)	SMA No. 5 (9.5 mm)
50.0-mm	100							
37.5-mm	90 - 100	100						
25.0-mm	90 max	90 - 100	100					
19.0-mm	—	90 max	90 - 100	100			100	
12.5-mm	—	—	90 max	90 - 100	100		90 - 97	100
9.5-mm	—	—	—	90 max	90 - 100	100	58 - 80	90 - 100
4.75-mm	—	—	—	—	90 max	90 - 100	25 - 35	35 - 45
2.36-mm	15 - 41	19 - 45	23 - 49	28 - 58	32 - 67	90 max	15 - 25	18 - 28
1.18-mm	—	—	—	—	—	30 - 55	—	—
0.60-mm	—	—	—	—	—	—	18 max	18 max
0.075-mm	0 - 6.0	1.0 - 7.0	2.0 - 8.0	2.0 - 10.0	2.0 - 10.0	6.0 - 13.0	8.0 - 11.0	8.0 - 12.0
% VMA	11.0 min	12.0 min	13.0 min	14.0 min <sup>[1]</sup>	15.0 min <sup>[2]</sup>	16.0 - 17.5	16.0 min	17.0 min

<sup>[1]</sup> 14.5 for LT and MT mixes.

<sup>[2]</sup> 15.5 for LT and MT mixes.

**460.2.7 HMA Mixture Design**

*Replace paragraph one with the following effective with the December 2019 letting:*

- (1) For each HMA mixture type used under the contract, develop and submit an asphaltic mixture design according to CMM 8-66 and conforming to the requirements of table 460-1 and table 460-2. Ensure that SMA mixture designs adhere to AASHTO R 46 and AASHTO M 325 in addition to the required test procedures outlined in CMM 8-66 table 1 and CMM 8-66 table 2. Determine the specific gravity of fines or super fines used as a mineral filler or additional stabilizer in SMA designs according to AASHTO T 100. The values listed are design limits; production values may exceed those limits. The department will review mixture designs and report the results of that review to the designer according to CMM 8-66.

TABLE 460-2 MIXTURE REQUIREMENTS

Mixture type	LT	MT	HT	SMA
LA Wear (AASHTO T96)				
100 revolutions(max % loss)	13	13	13	13
500 revolutions(max % loss)	50	45	45	35
Soundness (AASHTO T104) (sodium sulfate, max % loss)	12	12	12	12
Freeze/Thaw (AASHTO T103 as modified in CMM 8-60.2) (specified counties, max % loss)	18	18	18	18
Fractured Faces (ASTM D5821 as modified in CMM 860) (one face/2 face, % by count)	65/___	75 / 60	98 / 90	100/90
Flat & Elongated (ASTM D4791) (max %, by weight)	5 (5:1 ratio)	5 (5:1 ratio)	5 (5:1 ratio)	20 (3:1 ratio)
Fine Aggregate Angularity (AASHTO T304, method A, min)	40 <sup>[1]</sup>	43 <sup>[1]</sup>	45	45
Sand Equivalency (AASHTO T176, min)	40	40 <sup>[2]</sup>	45	50
Clay Lumps and Friable Particle in Aggregate (AASHTO T112)	<= 1%	<= 1%	<= 1%	<= 1%
Plasticity Index of Material Added to Mix Design as Mineral Filler (AASHTO T89/90)	<= 4	<= 4	<= 4	<= 4
Gyratory Compaction				
Gyrations for Nini	6	7	8	7
Gyrations for Ndes	40	75	100	65
Gyrations for Nmax	60	115	160	100
Air Voids, %Va (%Gmm Ndes)	4.0 (96.0)	4.0 (96.0)	4.0 (96.0)	4.5 (95.5)
% Gmm Nini	<= 91.5 <sup>[3]</sup>	<= 89.0 <sup>[3]</sup>	<= 89.0	___
% Gmm Nmax	<= 98.0	<= 98.0	<= 98.0	<= 98.0
Dust to Binder Ratio <sup>[4]</sup> (% passing 0.075/Pbe)	0.6 - 1.2 <sup>[5]</sup>	0.6 - 1.2 <sup>[5]</sup>	0.6 - 1.2 <sup>[5]</sup>	1.2 - 2.0
Voids filled with Binder (VFB or VFA, %)	68 - 80 <sup>[6] [8]</sup>	65 - 75 <sup>[6] [7] [9]</sup>	65 - 75 <sup>[6] [7] [9]</sup>	70 - 80
Tensile Strength Ratio (TSR) (AASHTO T283) <sup>[10] [11]</sup>				
no antistripping additive	0.75 min	0.75 min	0.75 min	0.80 min
with antistripping additive	0.80 min	0.80 min	0.80 min	0.80 min
Draindown (AASHTO T305) (%)	___	___	___	<= 0.30
Minimum Effective Asphalt Content, Pbe (%)	___	___	___	5.5

<sup>[1]</sup> For No 6 (4.75 mm) nominal maximum size mixes, the specified fine aggregate angularity is 43 for LT and 45 MT mixes.

<sup>[2]</sup> For No 6 (4.75 mm) nominal maximum size mixes, the specified sand equivalency is 43 for MT mixes.

<sup>[3]</sup> The percent maximum density at initial compaction is only a guideline.

<sup>[4]</sup> For a gradation that passes below the boundaries of the caution zone (ref. AASHTO M323), the dust to binder ratio limits are 0.6 - 1.6.

<sup>[5]</sup> For No 6 (4.75 mm) nominal maximum size mixes, the specified dust to binder ratio limits are 1.0 - 2.0 for LT mixes and 1.5 - 2.0 for MT and HT mixes.

<sup>[6]</sup> For No. 6 (4.75mm) nominal maximum size mixes, the specified VFB is 67 - 79 percent for LT mixes and 66 - 77 percent for MT and HT mixes.

<sup>[7]</sup> For No. 5 (9.5mm) and No. 4 (12.5 mm) nominal maximum size mixtures, the specified VFB range is 70 - 76 percent.

<sup>[8]</sup> For No. 2 (25.0mm) nominal maximum size mixes, the specified VFB lower limit is 67 percent.



<sup>[9]</sup> For No. 1 (37.5mm) nominal maximum size mixes, the specified VFB lower limit is 67 percent.

<sup>[10]</sup> WisDOT eliminates freeze-thaw conditioning cycles from the TSR test procedure.

<sup>[11]</sup> Run TSR at asphalt content corresponding to 3.0% air void regressed design, or 4.5% air void design for SMA, using distilled water for testing.

---

#### **460.2.8.2.1.3.1 Contracts with 5000 Tons of Mixture or Greater**

*Replace paragraph four with the following effective with the December 2019 letting:*

- (4) Use the test methods identified below, or other methods the engineer approves, to perform the following tests at the frequency indicated:

Blended aggregate gradations:

Drum plants:

- Field extraction by ignition oven according to AASHTO T308 as modified in CMM 8-36.6.3.6, chemical extraction according to AASHTO T-164 method A or B; or automated extraction according to ASTM D8159 as modified in CMM 8-36.6.3.1. Gradation of resulting aggregate sample determined according to AASHTO T30.
- Belt samples, optional for virgin mixtures, obtained from stopped belt or from the belt discharge using an engineer-approved sampling device and performed according to AASHTO T11 and T27.

Batch plants:

- Field extraction by ignition oven according to AASHTO T308 as modified in CMM 8-36.6.3.6, chemical extraction according to AASHTO T-164 method A or B; or automated extraction according to ASTM D8159 as modified in CMM 8-36.6.3.1. Gradation of resulting aggregate sample determined according to AASHTO T30.

Asphalt content (AC) in percent:

AC by ignition oven according to AASHTO T308 (CMM 8-36.6.3.6), by chemical extraction according to AASHTO T-164 method A or B; or by automated extraction according to ASTM D8159 as modified in CMM 8-36.6.3.1. Gradation of resulting aggregate sample determined according to AASHTO T30.

Bulk specific gravity of the compacted mixture according to AASHTO T166.

Maximum specific gravity according to AASHTO T209.

Air voids (Va) by calculation according to AASHTO T269.

VMA by calculation according to AASHTO R35.

---

#### **460.2.8.2.1.4.2 Control Charts**

*Replace paragraph one with the following effective with the December 2019 letting:*

- (1) Maintain standardized control charts at the laboratory. Record contractor test results on the charts the same day as testing. Record data on the standardized control charts as follows:
- Blended aggregate gradation tests in percent passing. Of the following, plot sieves required in table 460-1: 37.5-mm, 25.0-mm, 19.0-mm, 12.5-mm, 9.5-mm, 4.75-mm, 2.36-mm, 1.18-mm, 0.60-mm, and 0.075-mm.
  - Asphalt material content in percent.
  - Air voids in percent.
  - VMA in percent.
- (2) Plot both the individual test point and the running average of the last 4 data points on each chart. Show QC data in black with the running average in red. Draw the warning limits with a dashed green line and the JMF limits with a dashed red line. The contractor may use computer generated black-and-white printouts with a legend that clearly identifies the specified color-coded components.

**460.2.8.2.1.5 Control Limits**

Replace paragraph one with the following effective with the December 2019 letting:

- (1) Conform to the following control limits for the JMF and warning limits based on a running average of the last 4 data points:

ITEM	JMF LIMITS	WARNING LIMITS
Percent passing given sieve:		
37.5-mm	+/- 6.0	+/- 4.5
25.0-mm	+/- 6.0	+/- 4.5
19.0-mm	+/- 5.5	+/- 4.0
12.5-mm	+/- 5.5	+/- 4.0
9.5-mm	+/- 5.5	+/- 4.0
4.75-mm	+/- 5.0	+/- 4.0
2.36-mm	+/- 5.0	+/- 4.0
1.18-mm	+/- 4.0	+/- 3.0
0.60-mm	+/- 4.0	+/- 3.0
0.075-mm	+/- 2.0	+/- 1.5
Asphaltic content in percent	- 0.3	- 0.2
Air voids in percent <sup>[1]</sup>	+1.3/-1.0	+1.0/-0.7
VMA in percent <sup>[2]</sup>	- 0.5	- 0.2

<sup>[1]</sup> For SMA, JMF limits are +/-1.3 and warning limits are +/-1.0.

<sup>[2]</sup> For No. 6 (4.75mm) mixes, JMF limits are +/- 0.5 and warning limits are +/- 0.2.

**460.3.2 Thickness**

Replace paragraph one with the following effective with the December 2019 letting:

- (1) Provide the plan thickness for lower and upper layers limited as follows:

NOMINAL SIZE	MINIMUM LAYER THICKNESS (in inches)	MAX LOWER LAYER THICKNESS (in inches)	MAX UPPER LAYER THICKNESS (in inches)	MAX SINGLE LAYER THICKNESS <sup>[3]</sup> (in inches)
No. 1 (37.5 mm)	4.5	6	4.5	6
No. 2 (25.0 mm)	3.0	5	4	6
No. 3 (19.0 mm)	2.25	4	3	5
No. 4 (12.5 mm) <sup>[1]</sup>	1.75	3 <sup>[2]</sup>	2.5	4
No. 5 (9.5 mm) <sup>[1]</sup>	1.25	3 <sup>[2]</sup>	2	3
No. 6 (4.75 mm)	0.75	1.25	1.25	1.25

<sup>[1]</sup> SMA mixtures use nominal size No. 4 (12.5 mm) or No. 5 (9.5 mm).

<sup>[2]</sup> SMA mixtures with nominal sizes of No. 4 (12.5 mm) and No. 5 (9.5 mm) have no maximum lower layer thickness specified.

<sup>[3]</sup> For use on cross-overs and shoulders.

- (2) Place leveling layers using No. 4 (12.5 mm), No. 5 (9.5 mm), or No. 6 (4.75 mm) mixtures. Leveling layers may be thinner than the minimum lower layer thickness for the mixture used.
- (3) Place wedging layers as the contract specifies or engineer directs. Wedging layers have no specified minimum or maximum thickness.

**460.3.3.1 Minimum Required Density**

Replace paragraph one with the following effective with the December 2019 letting:

- (1) Compact No. 6 mixtures in lower layers as specified in 450.3.2.6.2 and in upper layers as specified in 450.3.2.6.3. For other HMA mixtures, compact all layers to the density table 460-3 specifies.

**TABLE 460-3 MINIMUM REQUIRED DENSITY<sup>[1]</sup>**

LOCATION	LAYER	PERCENT OF TARGET MAXIMUM DENSITY		
		MIXTURE TYPE		
		LT and MT	HT	SMA <sup>[5]</sup>
TRAFFIC LANES <sup>[2]</sup>	LOWER	93.0 <sup>[3]</sup>	93.0 <sup>[4]</sup>	—
	UPPER	93.0	93.0	93.0
SHOULDERS & APPURTENANCES	LOWER	91.0	91.0	—
	UPPER	92.0	92.0	92.0

<sup>[1]</sup> The table values are for average lot density. If any individual density test result falls more than 3.0 percent below the minimum required target maximum density, the engineer will investigate the acceptability of that material according to CMM 8-15.11.

<sup>[2]</sup> Includes side roads, crossovers, turn lanes, ramps, parking lanes, bike lanes, and park-and-ride lots as defined by the contract plans.

<sup>[3]</sup> Minimum reduced by 2.0 percent for a lower layer constructed directly on crushed aggregate or recycled base courses.

<sup>[4]</sup> Minimum reduced by 1.0 percent for a lower layer constructed directly on crushed aggregate or recycled base courses.

**460.3.3.2 Pavement Density Determination**

Replace paragraph three with the following effective with the December 2019 letting:

- (3) A lot is defined in CMM 8-15 and placed within a single layer for each location and target maximum density category indicated in table 460-3. The lot density is the average of all samples taken for that lot. The department determines the number of tests per lot according to CMM 8-15.

**460.5.2.1 General**

Replace paragraph six with the following effective with the December 2019 letting:

- (6) If during a QV dispute resolution investigation the department discovers unacceptable mixture defined by one or more of the following:
- Va less than 2.5 or greater than 6.5 percent for SMA, or for other mixes, less than 1.5 or greater than 5.0 percent.
  - VMA more than 1.0 percent below the minimum or above the maximum specified in table 460-1.
  - AC more than 0.5 % below the JMF target.

Remove and replace the material, or if the engineer allows the mixture to remain in place, the department will pay for the quantity of affected material at 50 percent of the contract price.

**501.2.5.5 Sampling and Testing**

*Replace paragraph one with the following effective with the December 2019 letting:*

- (1) Sample and test aggregates for concrete according to the following:

Sampling aggregates <sup>[1]</sup> .....	AASHTO T2
Lightweight pieces in aggregate .....	AASHTO T113
Material finer than No. 200 sieve <sup>[1]</sup> .....	AASHTO T11
Unit weight of aggregate .....	AASHTO T19
Organic impurities in sands .....	AASHTO T21
Sieve analysis of aggregates .....	AASHTO T27
Effect of organic impurities in fine aggregate .....	AASHTO T71
Los Angeles abrasion of coarse aggregate .....	AASHTO T96
Alkali Silica Reactivity of Aggregates .....	ASTM C1260
Alkali Silica Reactivity of Combinations of Cementitious Materials and Aggregates .....	ASTM C1567
Freeze-thaw soundness of coarse aggregate <sup>[1]</sup> .....	AASHTO T103
Sodium sulfate soundness of coarse aggregates (R-4, 5 cycles) .....	AASHTO T104
Specific gravity and absorption of fine aggregate .....	AASHTO T84
Specific gravity and absorption of coarse aggregate <sup>[1]</sup> .....	AASHTO T85
Flat & elongated pieces based on a 3:1 ratio <sup>[1]</sup> .....	ASTM D4791
Sampling fresh concrete .....	AASHTO R60
Making and curing concrete compressive strength test specimens .....	AASHTO T23
Compressive strength of molded concrete cylinders .....	AASHTO T22

<sup>[1]</sup> As modified in CMM 8-60.

**505.2.2 Bar Steel Reinforcement**

*Replace paragraph one with the following effective with the December 2019 letting:*

- (1) Conform to AASHTO M31, type S or type W.

**505.2.3 High-Strength Bar Steel Reinforcement**

*Replace paragraph one with the following effective with the December 2019 letting:*

- (1) Conform to AASHTO M31, grade 60, type S or type W.

**505.2.4.1 General**

*Replace paragraph one with the following effective with the December 2019 letting:*

- (1) Conform to AASHTO M31, grade 60, type S or type W. Ensure that the coating is applied in a CRSI certified epoxy coating plant. Bend bars that require bending before coating, unless the fabricator can bend the bar without damaging the coating.

**505.2.6.1 General**

*Replace paragraph one with the following effective with the December 2019 letting:*

- (1) For dowel bars and straight tie bars, there is no requirement for bend tests. Ensure that the bars are the specified diameter and length the plans show.

**505.2.6.2.2 Solid Dowel Bars**

*Replace paragraph one with the following effective with the December 2019 letting:*

- (1) Furnish coated bars conforming to AASHTO M31 grade 40 or 60. Alternatively the contractor may furnish dowel bars conforming to AASHTO M227 grade 70-80. Coat in a plant certified by the Concrete Reinforcing Steel Institute with a thermosetting epoxy conforming to AASHTO M254, type B.

**625.3.2 Processing Topsoil or Salvaged Topsoil**

*Delete paragraph four effective with the December 2019 letting.*

**701.3.1 General**

*Replace the entire text with the following effective with the December 2019 letting:*

- (1) Perform contract required QC tests for samples randomly located according to CMM 8-30. Use the test methods specified in table 701-1.

**TABLE 701-1 TESTING AND CERTIFICATION STANDARDS**

TEST	TEST STANDARD	MINIMUM REQUIRED CERTIFICATION (any one of the certifications listed for each test)
Random Sampling	CMM 8-30.9.2	Transportation Materials Sampling Technician (TMS) Aggregate Technician I (AGGTEC-I) AGGTEC-I Assistant Certified Technician (ACT-AGG) PCC Technician I (PCCTEC-I) PCCTEC-I Assistant Certified Technician (ACT-PCC) Grading Technician I (GRADINGTEC-I) Grading Assistant Certified Technician (ACT-GRADING)
Sampling Aggregates	AASHTO T2 <sup>[1][4]</sup>	TMS, AGGTEC-1, ACT-AGG
Percent passing the No. 200 sieve	AASHTO T11 <sup>[1]</sup>	AGGTEC-I, ACT-AGG
Fine and coarse aggregate gradation	AASHTO T27 <sup>[1]</sup>	
Aggregate moisture content	AASHTO T255 <sup>[1]</sup>	
Fractured faces	ASTM D5821 <sup>[1]</sup>	
Liquid limit	AASHTO T89	Aggregate Testing for Transportation Systems (ATTS) GRADINGTEC-I, or ACT-GRADING
Plasticity index	AASHTO T90 <sup>[3]</sup>	
Sampling freshly mixed concrete	AASHTO R60	PCCTEC-1 ACT-PCC
Air content of fresh concrete	AASHTO T152 <sup>[2]</sup>	
Air void system of fresh concrete	AASHTO TP118 <sup>[5]</sup>	
Concrete slump	AASHTO T119 <sup>[2]</sup>	
Concrete temperature	ASTM C1064	
Making and curing concrete cylinders	AASHTO T23	
Moist curing for concrete cylinders	AASHTO M201	
Concrete compressive strength	AASHTO T22	Concrete Strength Tester (CST) CST Assistant Certified Technician (ACT-CST)
Concrete flexural strength	AASHTO T97	
Profiling	—	PROFILER

<sup>[1]</sup> As modified in CMM 8-60.

<sup>[2]</sup> As modified in CMM 8-70.

<sup>[3]</sup> A plasticity check, if required under individual QMP provisions, may be performed by an AGGTEC-I in addition to the certifications listed for liquid limit and plasticity index tests.

<sup>[4]</sup> Plant personnel may operate equipment to obtain samples under the direct observation of a TMS or higher.

<sup>[5]</sup> Consolidate tests by rodding only.

**715.2.1 General**

*Replace paragraph five with the following effective with the December 2019 letting:*

- (5) For new lab-qualified mixes, test the air void system of the proposed concrete mix. Include the SAM number as a part of the mix design submittal.

---

**715.3.1.1 General**

Replace paragraph two with the following effective with the December 2019 letting:

- (2) Test the air void system at least once per lot and enter the SAM number in the MRS for information only. SAM testing is not required for the following:
- For lots with less than 4 sublots.
  - High early strength (HES) concrete.
  - Special high early strength (SHES) concrete.
  - Concrete placed under the following bid items:
    - Concrete Pavement Approach Slab
    - Concrete Masonry Culverts
    - Concrete Masonry Retaining Walls
    - Steel Grid Floor Concrete Filled
    - Crash Cushions Permanent
    - Crash Cushions Permanent Low Maintenance
    - Crash Cushions Temporary
- 

**730.3.1 General**

Replace paragraph three with the following effective with the December 2019 letting:

- (3) Stockpile tests<sup>[1]</sup> can be used for multiple projects. If placement on a project does not begin within 120 calendar days after the date the stockpile sample was obtained, retest the stockpile before placement begins.

<sup>[1]</sup> Replace the stockpile test with an in-place production test for concrete pavement recycled and processed on-site; test on the first day of production.

---

**730.3.2 Contractor QC Testing**

Replace paragraph four with the following effective with the December 2019 letting:

- (4) Submit test results to the engineer within one business day of obtaining the sample, except any aggregate classification with recycled asphalt may be submitted within two business days.
- 

**730.3.4.1 Contractor QC Testing**

Replace the entire text with the following effective with the December 2019 letting:

- (1) For small quantity contracts with  $\leq 500$  tons, submit 2 production tests or 1 stockpile test. Production tests are valid for 3 years from the date the production sample was obtained. Begin placement within 3 years of the date sampled.
- (2) For small quantity contracts with  $\leq 6000$  tons and  $\geq 500$  tons, do the following:
1. Conduct one QC stockpile test before placement.
  2. Submit 2 production tests or conduct 1 loadout test instead of placement tests. Production tests are valid for 3 years from the date the production sample was obtained; the first day of placement must be within 3 years of the date sampled.
  3. If the actual quantity placed is more than 6000 tons, on the next day of placement perform one additional random QC test for each 3000 tons of overrun, or fraction thereof.
- 

**740.3.2 Contractor QC Testing**

Replace paragraph three with the following effective with the December 2019 letting:

- (3) Field-locate the beginning and ending points for each profile run. Measure the profiles of each standard and partial segment. Define primary segments starting at a project terminus and running contiguously along the mainline to the other project terminus. Define segments one wheel path wide and distinguished by length as follows:
1. Standard segments are 500 feet long.
  2. Partial segments are less than 500 feet long.

---

**Errata**

---

**614.3.6 Thrie Beam Structure Approach Retro Fits**

Correct errata by deleting the galvanization reference already required under 614.3.1.

- (2) Install posts and drill holes into existing thrie beam conforming to 614.3.2.

---

**628.3.7 Mobilizations for Erosion Control**

Correct errata by clarifying that mobilizations for erosion control include proceeding with the work.

- (1) Move personnel, equipment, and materials to the project site and promptly proceed with construction of erosion control items at the stages the contract indicates or the engineer directs.

### ADDITIONAL SPECIAL PROVISION 7

- A. Reporting 1<sup>st</sup> Tier and DBE Payments During Construction
1. Comply with reporting requirements specified in the department's Civil Rights Compliance, Contractor's User Manual, Sublets and Payments.
  2. Report payments to all DBE firms within 10 calendar days of receipt of a progress payment by the department or a contractor for work performed, materials furnished, or materials stockpiled by a DBE firm. Report the payment as specified in A(1) for all work satisfactorily performed and for all materials furnished or stockpiled.
  3. Report payments to all first tier subcontractor relationships within 10 calendar days of receipt of a progress payment by the department for work performed. Report the payment as specified in A(1) for all work satisfactorily performed.
  4. All tiers shall report payments as necessary to comply with the DBE payment requirement as specified in A(2).
  5. Require all first tier relationships, DBE firms and all other tier relationships necessary to comply with the DBE payment requirement in receipt of a progress payment by contractor to acknowledge receipt of payment as specified in A(1), (2), (3) and (4).
  6. All agreements made by a contractor shall include the provisions in A(1), (2), (3), (4) and (5), and shall be binding on all first tier subcontractor relationships and all contractors and subcontractors utilizing DBE firms on the project.
- B. Costs for conforming to this special provision are incidental to the contract.

NOTE: CRCS Prime Contractor payment is currently not automated and will need to be manually loaded into the Civil Rights Compliance System. Copies of prime contractor payments received (check or ACH) will have to be forwarded to [paul.ndon@dot.wi.gov](mailto:paul.ndon@dot.wi.gov) within 5 days of payment receipt to be logged manually.

\*\*\*Additionally, for information on Subcontractor Sublet assignments, Subcontractor Payments and Payment Tracking, please refer to the CRCS Payment and Sublets manual at:

<https://wisconsindot.gov/Documents/doing-bus/civil-rights/labornwage/crcs-payments-sublets-manual.pdf>



## **ADDITIONAL SPECIAL PROVISION 9**

### **Electronic Certified Payroll or Labor Data Submittal**

(1) Use the department's Civil Rights Compliance System (CRCS) to electronically submit certified payroll reports for contracts with federal funds and labor data for contracts with state funds only. Details are available online through the department's highway construction contractor information (HCCI) site on the Labor, Wages, and EEO Information page at:

<https://wisconsindot.gov/Pages/doing-bus/civil-rights/labornwage/default.aspx>

(2) Ensure that all tiers of subcontractors, including all trucking firms, either submit their weekly certified payroll reports (contracts with federal funds) or labor data (contracts with state funds only) electronically through CRCS. These payrolls or labor data are due within seven calendar days following the close of the payroll period. Every firm providing physical labor towards completing the project is a subcontractor under this special provision.

(3) Upon receipt of contract execution, promptly make all affected firms aware of the requirements under this special provision and arrange for them to receive CRCS training as they are about to begin their submittals. The department will provide training either in a classroom setting at one of our regional offices or by telephone. Contact Paul Ndon at (414) 438-4584 to schedule the training.

(4) The department will reject all paper submittals for information required under this special provision. All costs for conforming to this special provision are incidental to the contract.

(5) Firms wishing to export payroll/labor data from their computer system into CRCS should have their payroll coordinator contact Paul Ndon at [paul.ndon@dot.wi.gov](mailto:paul.ndon@dot.wi.gov). Not every contractor's payroll system is capable of producing export files. For details, see Section 4.8 CPR Auto Submit (Data Mapping) on pages 49-50; 66-71 of the CRCS Payroll Manual at:

<https://wisconsindot.gov/Documents/doing-bus/civil-rights/labornwage/crcs-payroll-manual.pdf>

## **Non-discrimination Provisions**

**During the performance of this contract, the contractor, for itself, its assignees, and successors in interest (hereinafter referred to as the "contractor") agrees as follows:**

**1. Compliance with Regulations:** The contractor (hereinafter includes consultants) will comply with the Acts and the Regulations relative to Non-discrimination in Federally-assisted programs of the U.S. Department of Transportation, Federal Highway Administration, as they may be amended from time to time, which are herein incorporated by reference and made a part of this contract.

**2. Non-discrimination:** The contractor, with regard to the work performed by it during the contract, will not discriminate on the grounds of race, color, or national origin in the selection and retention of subcontractors, including procurements of materials and leases of equipment. The contractor will not participate directly or indirectly in the discrimination prohibited by the Acts and the Regulations, including employment practices when the contract covers any activity, project, or program set forth in Appendix B of 49 CFR Part 21.

**3. Solicitations for Subcontracts, Including Procurements of Materials and Equipment:** In all solicitations, either by competitive bidding, or negotiation made by the contractor for work to be performed under a subcontract, including procurements of materials, or leases of equipment, each potential subcontractor or supplier will be notified by the contractor of the contractor's obligations under this contract and the Acts and the Regulations relative to Non-discrimination on the grounds of race, color, or national origin.

**4. Information and Reports:** The contractor will provide all information and reports required by the Acts, the Regulations, and directives issued pursuant thereto and will permit access to its books, records, accounts, other sources of information, and its facilities as may be determined by the Recipient or the Federal Highway Administration to be pertinent to ascertain compliance with such Acts, Regulations, and instructions. Where any information required of a contractor is in the exclusive possession of another who fails or refuses to furnish the information, the contractor will so certify to the Recipient or the Federal Highway Administration, as appropriate, and will set forth what efforts it has made to obtain the information.

**5. Sanctions for Noncompliance:** In the event of a contractor's noncompliance with the Non-discrimination provisions of this contract, the Recipient will impose such contract sanctions as it or the Federal Highway Administration may determine to be appropriate, including, but not limited to:

- a. Withholding payments to the contractor under the contract until the contractor complies; and/or
- b. Cancelling, terminating, or suspending a contract, in whole or in part.

**6. Incorporation of Provisions:** The contractor will include the provisions of paragraphs one through six in every subcontract, including procurements of materials and leases of equipment, unless exempt by the Acts, the Regulations and directives issued pursuant thereto. The contractor will take action with respect to any subcontract or procurement as the Recipient or the Federal Highway Administration may direct as a means of enforcing such provisions including sanctions for noncompliance. Provided, that if the contractor becomes involved in, or is threatened with litigation by a subcontractor, or supplier because of such direction, the contractor may request the Recipient to enter into any litigation to protect the interests of the Recipient. In addition, the contractor may request the United States to enter into the litigation to protect the interests of the United States.

**During the performance of this contract, the contractor, for itself, its assignees, and successors in interest (hereinafter referred to as the "contractor") agrees to comply with the following non-discrimination statutes and authorities; including but not limited to:**

**Pertinent Non-Discrimination Authorities:**

- Title VI of the Civil Rights Act of 1964 (42 U.S.C. § 2000d et seq., 78 stat. 252), (prohibits discrimination on the basis of race, color, national origin); and 49 CFR Part 21.
- The Uniform Relocation Assistance and Real Property Acquisition Policies Act of 1970, (42 U.S.C. § 4601), (prohibits unfair treatment of persons displaced or whose property has been acquired because of Federal or Federal-aid programs and projects);
- Federal-Aid Highway Act of 1973, (23 U.S.C. § 324 et seq.), (prohibits discrimination on the basis of sex);
- Section 504 of the Rehabilitation Act of 1973, (29 U.S.C. § 794 et seq.), as amended, (prohibits discrimination on the basis of disability); and 49 CFR Part 27;
- The Age Discrimination Act of 1975, as amended, (42 U.S.C. § 6101 et seq.), (prohibits discrimination on the basis of age);
- Airport and Airway Improvement Act of 1982, (49 USC § 471, Section 47123), as amended, (prohibits discrimination based on race, creed, color, national origin, or sex);
- The Civil Rights Restoration Act of 1987, (PL 100-209), (Broadened the scope, coverage and applicability of Title VI of the Civil Rights Act of 1964, The Age Discrimination Act of 1975 and Section 504 of the Rehabilitation Act of 1973, by expanding the definition of the terms "programs or activities" to include all of the programs or activities of the Federal-aid recipients, sub-recipients and contractors, whether such programs or activities are Federally funded or not);
- Titles II and III of the Americans with Disabilities Act, which prohibit discrimination on the basis of disability in the operation of public entities, public and private transportation systems, places of public accommodation, and certain testing entities (42 U.S.C. §§ 12131-12189) as implemented by Department of Transportation regulations at 49 C.F.R. parts 37 and 38;
- The Federal Aviation Administration's Non-discrimination statute (49 U.S.C. § 47123) (prohibits discrimination on the basis of race, color, national origin, and sex);

- Executive Order 12898, Federal Actions to Address Environmental Justice in Minority Populations and Low-Income Populations, which ensures Non-discrimination against minority populations by discouraging programs, policies, and activities with disproportionately high and adverse human health or environmental effects on minority and low-income populations;
- Executive Order 13166, Improving Access to Services for Persons with Limited English Proficiency, and resulting agency guidance, national origin discrimination includes discrimination because of Limited English proficiency (LEP). To ensure compliance with Title VI, you must take reasonable steps to ensure that LEP persons have meaningful access to your programs (70 Fed. Reg. at 74087 to 74100);
- Title IX of the Education Amendments of 1972, as amended, which prohibits you from discriminating because of sex in education programs or activities (20 U.S.C. 1681 et seq).

**Effective August 2015 letting**

### **BUY AMERICA PROVISION**

All steel and iron materials permanently incorporated in this project shall be domestic products and all manufacturing and coating processes for these materials from smelting forward in the manufacturing process must have occurred within the United States. Coating includes epoxy coating, galvanizing, painting and any other coating that protects or enhances the value of a material subject to the requirements of Buy America. The exemption of this requirement is the minimal use of foreign materials if the total cost of such material permanently incorporated in the product does not exceed one-tenth of one percent (1/10 of 1%) of the total contract cost or \$2,500.00, whichever is greater. For purposes of this paragraph, the cost is that shown to be the value of the subject products as they are delivered to the project. The contractor shall take actions and provide documentation conforming to CMM 2-28.5 to ensure compliance with this "Buy America" provision.

<https://wisconsindot.gov/rdwy/cmm/cm-02-28.pdf>

Upon completion of the project certify to the engineer, in writing using department form WS4567, that all steel, iron, and coating processes for steel or iron incorporated into the contract work conform to these "Buy America" provisions. Attach a list of exemptions and their associated costs to the certification form. Department form WS4567 is available at:

<https://wisconsindot.gov/hcciDocs/contracting-info/ws4567.doc>



## Proposal Schedule of Items

Page 1 of 5

Proposal ID: 20191210018 Project(s): 4362-02-71

Federal ID(s): N/A

SECTION: 0001

Contract Items

Alt Set ID:

Alt Mbr ID:

Proposal Line Number	Item ID Description	Approximate Quantity and Units	Unit Price	Bid Amount
0002	201.0205 Grubbing	3.000 STA	_____.	_____.
0004	203.0100 Removing Small Pipe Culverts	2.000 EACH	_____.	_____.
0006	203.0600.S Removing Old Structure Over Waterway With Minimal Debris (station) 01. 9+84	LS	LUMP SUM	_____.
0008	204.0165 Removing Guardrail	200.000 LF	_____.	_____.
0010	205.0100 Excavation Common	1,440.000 CY	_____.	_____.
0012	206.1000 Excavation for Structures Bridges (structure) 01. B-36-233	LS	LUMP SUM	_____.
0014	206.1050.S Underwater Foundation Inspection (location) 01. B-36-233	1.000 EACH	_____.	_____.
0016	206.5000 Cofferdams (structure) 01. B-36-233	LS	LUMP SUM	_____.
0018	208.0100 Borrow	747.000 CY	_____.	_____.
0020	210.1500 Backfill Structure Type A	370.000 TON	_____.	_____.
0022	213.0100 Finishing Roadway (project) 01. 4362- 02-71	1.000 EACH	_____.	_____.
0024	305.0110 Base Aggregate Dense 3/4-Inch	100.000 TON	_____.	_____.
0026	305.0120 Base Aggregate Dense 1 1/4-Inch	910.000 TON	_____.	_____.
0028	305.0130 Base Aggregate Dense 3-Inch	890.000 TON	_____.	_____.
0030	415.0410 Concrete Pavement Approach Slab	120.000 SY	_____.	_____.
0032	455.0605 Tack Coat	80.000 GAL	_____.	_____.



## Proposal Schedule of Items

Page 2 of 5

Proposal ID: 20191210018 Project(s): 4362-02-71

Federal ID(s): N/A

SECTION: 0001

Contract Items

Alt Set ID:

Alt Mbr ID:

Proposal Line Number	Item ID Description	Approximate Quantity and Units	Unit Price	Bid Amount
0034	465.0105 Asphaltic Surface	350.000 TON	_____.	_____.
0036	502.0100 Concrete Masonry Bridges	363.000 CY	_____.	_____.
0038	502.3200 Protective Surface Treatment	690.000 SY	_____.	_____.
0040	503.0137 Prestressed Girder Type I 36W-Inch	595.000 LF	_____.	_____.
0042	505.0400 Bar Steel Reinforcement HS Structures	7,230.000 LB	_____.	_____.
0044	505.0600 Bar Steel Reinforcement HS Coated Structures	44,040.000 LB	_____.	_____.
0046	506.2605 Bearing Pads Elastomeric Non-Laminated	16.000 EACH	_____.	_____.
0048	506.4000 Steel Diaphragms (structure) 01. B-36-233	6.000 EACH	_____.	_____.
0050	513.4061 Railing Tubular Type M 01. B-5-233	342.000 LF	_____.	_____.
0052	516.0500 Rubberized Membrane Waterproofing	23.000 SY	_____.	_____.
0054	521.1018 Apron Endwalls for Culvert Pipe Steel 18-Inch	4.000 EACH	_____.	_____.
0056	521.3118 Culvert Pipe Corrugated Steel 18-Inch	98.000 LF	_____.	_____.
0058	550.1120 Piling Steel HP 12-Inch X 53 Lb	1,750.000 LF	_____.	_____.
0060	606.0200 Riprap Medium	5.000 CY	_____.	_____.
0062	606.0300 Riprap Heavy	140.000 CY	_____.	_____.
0064	612.0406 Pipe Underdrain Wrapped 6-Inch	130.000 LF	_____.	_____.



## Proposal Schedule of Items

Page 3 of 5

Proposal ID: 20191210018 Project(s): 4362-02-71

Federal ID(s): N/A

SECTION: 0001

Contract Items

Alt Set ID:

Alt Mbr ID:

Proposal Line Number	Item ID Description	Approximate Quantity and Units	Unit Price	Bid Amount
0066	614.0800 Crash Cushions Permanent	1.000 EACH	_____.	_____.
0068	614.2300 MGS Guardrail 3	100.000 LF	_____.	_____.
0070	614.2350 MGS Guardrail Short Radius	25.000 LF	_____.	_____.
0072	614.2500 MGS Thrie Beam Transition	118.200 LF	_____.	_____.
0074	614.2610 MGS Guardrail Terminal EAT	2.000 EACH	_____.	_____.
0076	614.2630 MGS Guardrail Short Radius Terminal	1.000 EACH	_____.	_____.
0078	619.1000 Mobilization	1.000 EACH	_____.	_____.
0080	624.0100 Water	12.000 MGAL	_____.	_____.
0082	625.0100 Topsoil	2,900.000 SY	_____.	_____.
0084	628.1504 Silt Fence	1,090.000 LF	_____.	_____.
0086	628.1520 Silt Fence Maintenance	1,090.000 LF	_____.	_____.
0088	628.1905 Mobilizations Erosion Control	2.000 EACH	_____.	_____.
0090	628.1910 Mobilizations Emergency Erosion Control	4.000 EACH	_____.	_____.
0092	628.2004 Erosion Mat Class I Type B	1,980.000 SY	_____.	_____.
0094	628.2023 Erosion Mat Class II Type B	920.000 SY	_____.	_____.
0096	628.6005 Turbidity Barriers	135.000 SY	_____.	_____.
0098	628.7504 Temporary Ditch Checks	128.000 LF	_____.	_____.





## Proposal Schedule of Items

Page 4 of 5

Proposal ID: 20191210018 Project(s): 4362-02-71

Federal ID(s): N/A

SECTION: 0001

Contract Items

Alt Set ID:

Alt Mbr ID:

Proposal Line Number	Item ID Description	Approximate Quantity and Units	Unit Price	Bid Amount
0100	628.7555 Culvert Pipe Checks	6.000 EACH	_____.	_____.
0102	629.0210 Fertilizer Type B	9.110 CWT	_____.	_____.
0104	630.0130 Seeding Mixture No. 30	52.000 LB	_____.	_____.
0106	630.0160 Seeding Mixture No. 60	10.000 LB	_____.	_____.
0108	630.0500 Seed Water	65.000 MGAL	_____.	_____.
0110	634.0614 Posts Wood 4x6-Inch X 14-FT	5.000 EACH	_____.	_____.
0112	637.2230 Signs Type II Reflective F	19.460 SF	_____.	_____.
0114	638.2602 Removing Signs Type II	5.000 EACH	_____.	_____.
0116	638.3000 Removing Small Sign Supports	5.000 EACH	_____.	_____.
0118	642.5001 Field Office Type B	1.000 EACH	_____.	_____.
0120	643.0420 Traffic Control Barricades Type III	1,632.000 DAY	_____.	_____.
0122	643.0705 Traffic Control Warning Lights Type A	3,265.000 DAY	_____.	_____.
0124	643.0900 Traffic Control Signs	816.000 DAY	_____.	_____.
0126	643.5000 Traffic Control	1.000 EACH	_____.	_____.
0128	645.0111 Geotextile Type DF Schedule A	90.000 SY	_____.	_____.
0130	645.0120 Geotextile Type HR	215.000 SY	_____.	_____.
0132	646.1020 Marking Line Epoxy 4-Inch	1,286.000 LF	_____.	_____.



## Proposal Schedule of Items

Page 5 of 5

Proposal ID: 20191210018 Project(s): 4362-02-71

Federal ID(s): N/A

SECTION: 0001

Contract Items

Alt Set ID:

Alt Mbr ID:

Proposal Line Number	Item ID Description	Approximate Quantity and Units	Unit Price	Bid Amount
0134	650.4500 Construction Staking Subgrade	704.000 LF	_____.	_____.
0136	650.5000 Construction Staking Base	704.000 LF	_____.	_____.
0138	650.6000 Construction Staking Pipe Culverts	2.000 EACH	_____.	_____.
0140	650.6500 Construction Staking Structure Layout (structure) 01. B-36-233	LS	LUMP SUM	_____.
0142	650.9910 Construction Staking Supplemental Control (project) 01. 3271-00-71	LS	LUMP SUM	_____.
0144	650.9920 Construction Staking Slope Stakes	704.000 LF	_____.	_____.
0146	690.0150 Sawing Asphalt	180.000 LF	_____.	_____.
0148	715.0415 Incentive Strength Concrete Pavement	500.000 DOL	1.00000	500.00
0150	715.0502 Incentive Strength Concrete Structures	2,178.000 DOL	1.00000	2,178.00
Section: 0001			Total:	_____.
			Total Bid:	_____.

**PLEASE ATTACH SCHEDULE OF ITEMS HERE**





## Wisconsin Department of Transportation

December 5, 2019

### Division of Transportation Systems Development

Bureau of Project Development  
4822 Madison Yards Way, 4<sup>th</sup> Floor South  
Madison, WI 53705

Telephone: (608) 266-1631  
Facsimile (FAX): (608) 266-8459

### NOTICE TO ALL CONTRACTORS:

**Proposal #18: 4362-02-71**  
**T Cato, CTH S**  
**Manitowoc River Bridge**  
**CTH S**  
**Manitowoc County**

### Letting of December 10, 2019

This is Addendum No. 01, which provides for the following:

#### Special Provisions:

Added Special Provisions	
Article No.	Description
15	Underwater Substructure Inspection B-36-233, Item 506.9000.S.01

Deleted Special Provisions	
Article No.	Description
13	Underwater Foundation Inspection B-36-233, Item 206.0600.S.01

#### Schedule of Items:

Added Bid Item Quantities					
Bid Item	Item Description	Unit	Old Quantity	Revised Quantity	Proposal Total
502.9000.S.01	Underwater Substructure Inspection B-36-233	EA	0	1	1

Deleted Bid Item Quantities					
Bid Item	Item Description	Unit	Old Quantity	Revised Quantity	Proposal Total
206.1050.S.01	Underwater Foundation Inspection B-36-233	EA	1	-1	0

**Plan Sheets:**

Revised Plan Sheets	
Plan Sheet	Plan Sheet Title (brief description of changes to sheet)
4-6	Typical Sections – Upper Layer of Asphaltic Surface changed from 19 mm nominal to 12.5 mm nominal.
67	Revised Total Estimated Quantities table on structure plan

The responsibility for notifying potential subcontractors and suppliers of these changes remains with the prime contractor.

Sincerely,

*Mike Coleman*

Proposal Development Specialist  
Proposal Management Section

**ADDENDUM NO. 01**

**4362-02-71**

**December 5, 2019**

**Special Provisions**

**13. DELETED.**

**15. Underwater Substructure Inspection B-36-233, Item 502.9000.S.01.**

**A Description**

This special provision describes providing underwater inspections of the substructure seal(s), footing(s) or shaft(s).

**B (Vacant)**

**C Construction**

After placement of Concrete Masonry Bridges or Concrete Masonry Seal for the substructure and as soon as practicable after removal of the forms, provide a diver who, under the direction of the engineer, will report the characteristics and quality of the concrete placed below water level to ensure that the concrete masonry has been properly formed and placed.

Provide a video monitor and video camera, along with two-way audio communications with the diver during the inspection and record the video and audio.

Correct all deficiencies in the concrete and repeat the inspections until all deficiencies are corrected.

**D Measurement**

The department will measure Underwater Substructure Inspection B-36-233 once for each individual unit, acceptably completed. The entire pier or abutment substructure location is considered a unit. Multiple underwater inspections at the same substructure location to correct concrete deficiencies will not be measured.

**E Payment**

The department will pay for measured quantities at the contract unit price under the following bid item:

ITEM NUMBER	DESCRIPTION	UNIT
502.9000.S.01	Underwater Substructure Inspection B-36-233	EACH

Payment is full compensation for all diving inspections and reporting; and for supplying video and two-way audio communications equipment and recorded electronic video and audio files. Payment for correcting deficiencies in the placed concrete will be included at no extra cost to the project.

stp-502-090 (20190618)

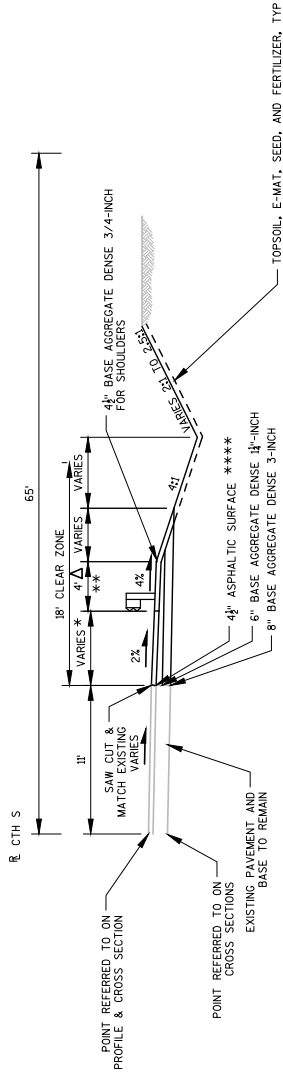
**Schedule of Items**

Attached, dated December 5, 2019, are the revised Schedule of Items Pages 1 – 5.

**Plan Sheets**

The following 8½ x 11-inch sheets are attached and made part of the plans for this proposal:  
Revised: 4 – 6 and 67.

**END OF ADDENDUM**

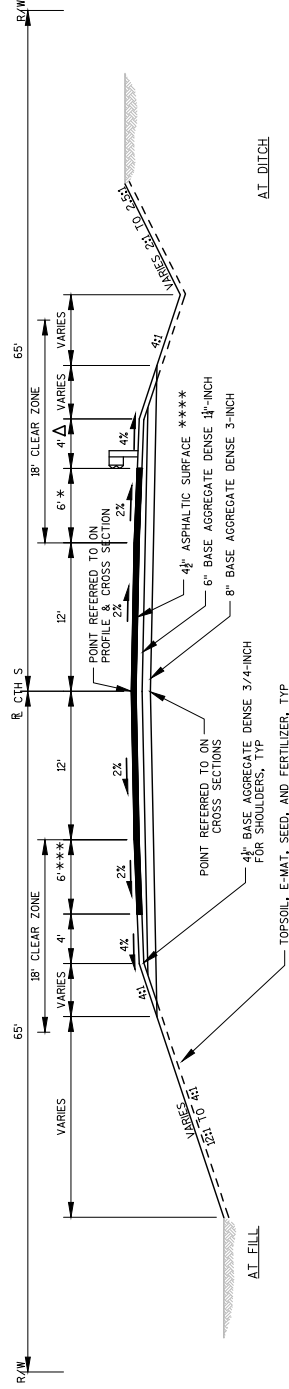


**TYPICAL FINISHED SECTION - CTH S**

STA 6+83.36 TO STA 8+00.00

- NOTES**
- Δ INCREASE TO 6' AT POST NO. 1 OF ENERGY ABSORBING TERMINAL
  - \* VARIES TO 8' AT TERMINAL AND 5' AT BRIDGE
  - \*\* BEAM GUARD FROM STA 7+79.85 TO STA 8+00.00
  - \*\*\* VARIES TO 12' AT BRIDGE
  - \*\*\*\*\* CONSTRUCT CTH S ASPHALTIC SURFACE (MAINLINE) 4.5" DEPTH AS FOLLOWS: 1/2" UPPER LAYER (2.5 MM NOMINAL SIZE AGGREGATE) 2 1/2" LOWER LAYER (9 MM NOMINAL SIZE AGGREGATE)

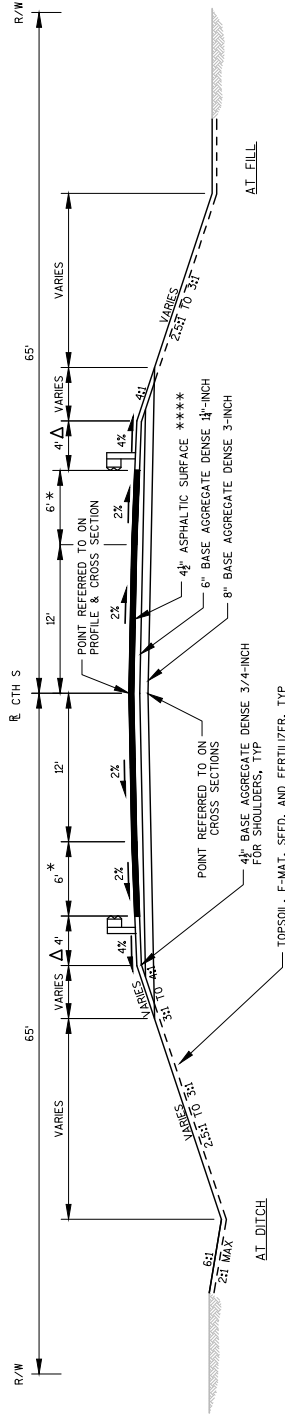
Addendum No. 01  
ID 4362-02-71  
Revised Sheet 4  
December 5, 2019



**TYPICAL FINISHED SECTION - CTH S**

STA 8+00.00 TO BRIDGE

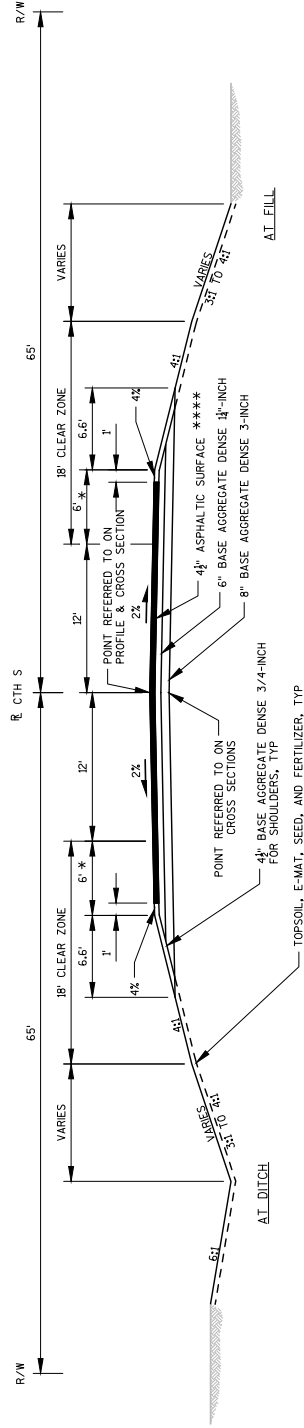




NOTES:  
 Δ INCREASE TO 6' AT POST NO. 1  
 OF ENERGY ABSORBING TERMINAL  
 \* VARIES TO 8' AT BRIDGE  
 \* VARIES TO 8' AT TERMINAL AND  
 \*\*\*\*\* CONSTRUCT CTH S ASPHALTIC SURFACE (MAINLINE) 4.5" DEPTH  
 AS FOLLOWS:  
 1" UPPER LAYER (2.5 MM NOMINAL SIZE AGGREGATE)  
 2" 1/2" LOWER LAYER (19 MM NOMINAL SIZE AGGREGATE)

### TYPICAL FINISHED SECTION - CTH S

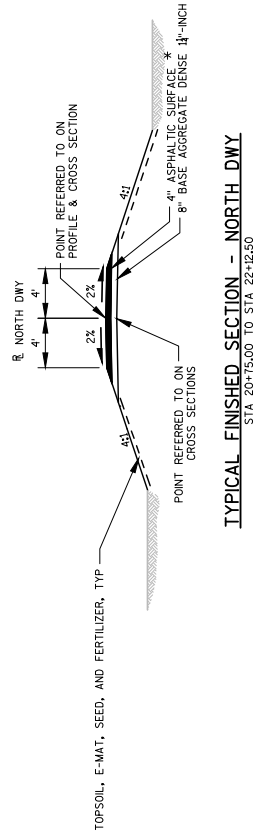
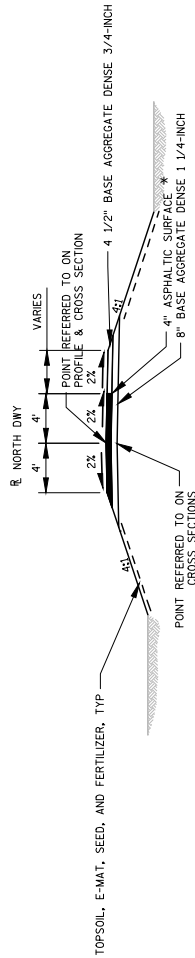
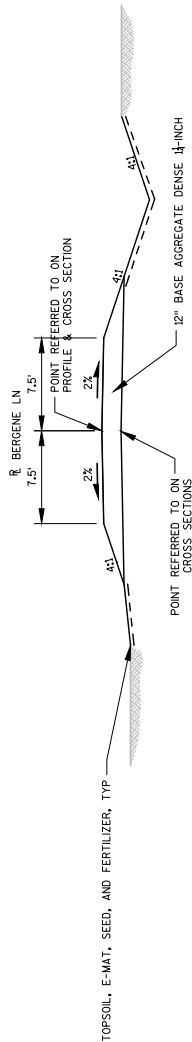
BRIDGE TO STA 11+78.50



### TYPICAL FINISHED SECTION - CTH S

STA 11+78.50 TO STA 12+50.00

Addendum No. 01  
 ID 4362-02-71  
 Revised Sheet 5  
 December 5, 2019



Addendum No. 01  
ID 4362-02-71  
Revised Sheet 6  
December 5, 2019

NOTES  
\* CONSTRUCT DWY ASPHALTIC SURFACE  
4" DEPTH AS FOLLOWS:  
1" ASPHALTIC SURFACE (95 MM NOMINAL SIZE AGGREGATE)  
2" LOWER LAYER (95 MM NOMINAL SIZE AGGREGATE)





## Proposal Schedule of Items

Page 1 of 5

Proposal ID: 20191210018 Project(s): 4362-02-71

Federal ID(s): N/A

SECTION: 0001

Contract Items

Alt Set ID:

Alt Mbr ID:

Proposal Line Number	Item ID Description	Approximate Quantity and Units	Unit Price	Bid Amount
0002	201.0205 Grubbing	3.000 STA	_____.	_____.
0004	203.0100 Removing Small Pipe Culverts	2.000 EACH	_____.	_____.
0006	203.0600.S Removing Old Structure Over Waterway With Minimal Debris (station) 01. 9+84	LS	LUMP SUM	_____.
0008	204.0165 Removing Guardrail	200.000 LF	_____.	_____.
0010	205.0100 Excavation Common	1,440.000 CY	_____.	_____.
0012	206.1000 Excavation for Structures Bridges (structure) 01. B-36-233	LS	LUMP SUM	_____.
0016	206.5000 Cofferdams (structure) 01. B-36-233	LS	LUMP SUM	_____.
0018	208.0100 Borrow	747.000 CY	_____.	_____.
0020	210.1500 Backfill Structure Type A	370.000 TON	_____.	_____.
0022	213.0100 Finishing Roadway (project) 01. 4362-02-71	1.000 EACH	_____.	_____.
0024	305.0110 Base Aggregate Dense 3/4-Inch	100.000 TON	_____.	_____.
0026	305.0120 Base Aggregate Dense 1 1/4-Inch	910.000 TON	_____.	_____.
0028	305.0130 Base Aggregate Dense 3-Inch	890.000 TON	_____.	_____.
0030	415.0410 Concrete Pavement Approach Slab	120.000 SY	_____.	_____.
0032	455.0605 Tack Coat	80.000 GAL	_____.	_____.
0034	465.0105 Asphaltic Surface	350.000 TON	_____.	_____.



## Proposal Schedule of Items

Page 2 of 5

Proposal ID: 20191210018 Project(s): 4362-02-71

Federal ID(s): N/A

SECTION: 0001

Contract Items

Alt Set ID:

Alt Mbr ID:

Proposal Line Number	Item ID Description	Approximate Quantity and Units	Unit Price	Bid Amount
0036	502.0100 Concrete Masonry Bridges	363.000 CY	_____.	_____.
0038	502.3200 Protective Surface Treatment	690.000 SY	_____.	_____.
0040	503.0137 Prestressed Girder Type I 36W-Inch	595.000 LF	_____.	_____.
0042	505.0400 Bar Steel Reinforcement HS Structures	7,230.000 LB	_____.	_____.
0044	505.0600 Bar Steel Reinforcement HS Coated Structures	44,040.000 LB	_____.	_____.
0046	506.2605 Bearing Pads Elastomeric Non-Laminated	16.000 EACH	_____.	_____.
0048	506.4000 Steel Diaphragms (structure) 01. B-36-233	6.000 EACH	_____.	_____.
0050	513.4061 Railing Tubular Type M 01. B-5-233	342.000 LF	_____.	_____.
0052	516.0500 Rubberized Membrane Waterproofing	23.000 SY	_____.	_____.
0054	521.1018 Apron Endwalls for Culvert Pipe Steel 18-Inch	4.000 EACH	_____.	_____.
0056	521.3118 Culvert Pipe Corrugated Steel 18-Inch	98.000 LF	_____.	_____.
0058	550.1120 Piling Steel HP 12-Inch X 53 Lb	1,750.000 LF	_____.	_____.
0060	606.0200 Riprap Medium	5.000 CY	_____.	_____.
0062	606.0300 Riprap Heavy	140.000 CY	_____.	_____.
0064	612.0406 Pipe Underdrain Wrapped 6-Inch	130.000 LF	_____.	_____.
0066	614.0800 Crash Cushions Permanent	1.000 EACH	_____.	_____.



## Proposal Schedule of Items

Page 3 of 5

Proposal ID: 20191210018 Project(s): 4362-02-71

Federal ID(s): N/A

SECTION: 0001

Contract Items

Alt Set ID:

Alt Mbr ID:

Proposal Line Number	Item ID Description	Approximate Quantity and Units	Unit Price	Bid Amount
0068	614.2300 MGS Guardrail 3	100.000 LF	_____.	_____.
0070	614.2350 MGS Guardrail Short Radius	25.000 LF	_____.	_____.
0072	614.2500 MGS Thrie Beam Transition	118.200 LF	_____.	_____.
0074	614.2610 MGS Guardrail Terminal EAT	2.000 EACH	_____.	_____.
0076	614.2630 MGS Guardrail Short Radius Terminal	1.000 EACH	_____.	_____.
0078	619.1000 Mobilization	1.000 EACH	_____.	_____.
0080	624.0100 Water	12.000 MGAL	_____.	_____.
0082	625.0100 Topsoil	2,900.000 SY	_____.	_____.
0084	628.1504 Silt Fence	1,090.000 LF	_____.	_____.
0086	628.1520 Silt Fence Maintenance	1,090.000 LF	_____.	_____.
0088	628.1905 Mobilizations Erosion Control	2.000 EACH	_____.	_____.
0090	628.1910 Mobilizations Emergency Erosion Control	4.000 EACH	_____.	_____.
0092	628.2004 Erosion Mat Class I Type B	1,980.000 SY	_____.	_____.
0094	628.2023 Erosion Mat Class II Type B	920.000 SY	_____.	_____.
0096	628.6005 Turbidity Barriers	135.000 SY	_____.	_____.
0098	628.7504 Temporary Ditch Checks	128.000 LF	_____.	_____.
0100	628.7555 Culvert Pipe Checks	6.000 EACH	_____.	_____.



## Proposal Schedule of Items

Page 4 of 5

Proposal ID: 20191210018 Project(s): 4362-02-71

Federal ID(s): N/A

SECTION: 0001

Contract Items

Alt Set ID:

Alt Mbr ID:

Proposal Line Number	Item ID Description	Approximate Quantity and Units	Unit Price	Bid Amount
0102	629.0210 Fertilizer Type B	9.110 CWT	_____.	_____.
0104	630.0130 Seeding Mixture No. 30	52.000 LB	_____.	_____.
0106	630.0160 Seeding Mixture No. 60	10.000 LB	_____.	_____.
0108	630.0500 Seed Water	65.000 MGAL	_____.	_____.
0110	634.0614 Posts Wood 4x6-Inch X 14-FT	5.000 EACH	_____.	_____.
0112	637.2230 Signs Type II Reflective F	19.460 SF	_____.	_____.
0114	638.2602 Removing Signs Type II	5.000 EACH	_____.	_____.
0116	638.3000 Removing Small Sign Supports	5.000 EACH	_____.	_____.
0118	642.5001 Field Office Type B	1.000 EACH	_____.	_____.
0120	643.0420 Traffic Control Barricades Type III	1,632.000 DAY	_____.	_____.
0122	643.0705 Traffic Control Warning Lights Type A	3,265.000 DAY	_____.	_____.
0124	643.0900 Traffic Control Signs	816.000 DAY	_____.	_____.
0126	643.5000 Traffic Control	1.000 EACH	_____.	_____.
0128	645.0111 Geotextile Type DF Schedule A	90.000 SY	_____.	_____.
0130	645.0120 Geotextile Type HR	215.000 SY	_____.	_____.
0132	646.1020 Marking Line Epoxy 4-Inch	1,286.000 LF	_____.	_____.
0134	650.4500 Construction Staking Subgrade	704.000 LF	_____.	_____.



## Proposal Schedule of Items

Page 5 of 5

Proposal ID: 20191210018 Project(s): 4362-02-71

Federal ID(s): N/A

SECTION: 0001

Contract Items

Alt Set ID:

Alt Mbr ID:

Proposal Line Number	Item ID Description	Approximate Quantity and Units	Unit Price	Bid Amount
0136	650.5000 Construction Staking Base	704.000 LF	_____.	_____.
0138	650.6000 Construction Staking Pipe Culverts	2.000 EACH	_____.	_____.
0140	650.6500 Construction Staking Structure Layout (structure) 01. B-36-233	LS	LUMP SUM	_____.
0142	650.9910 Construction Staking Supplemental Control (project) 01. 3271-00-71	LS	LUMP SUM	_____.
0144	650.9920 Construction Staking Slope Stakes	704.000 LF	_____.	_____.
0146	690.0150 Sawing Asphalt	180.000 LF	_____.	_____.
0148	715.0415 Incentive Strength Concrete Pavement	500.000 DOL	1.00000	500.00
0150	715.0502 Incentive Strength Concrete Structures	2,178.000 DOL	1.00000	2,178.00
0152	502.9000.S Underwater Substructure Inspection (Structure) 01. B-36-233	1.000 EACH	_____.	_____.
Section: 0001			Total:	_____.
			Total Bid:	_____.