

**HIGHWAY WORK PROPOSAL**

Wisconsin Department of Transportation  
 DT1502 10/2010 s.66.29(7) Wis. Stats.

Proposal Number:

**31**

COUNTY	STATE PROJECT ID	FEDERAL PROJECT ID	PROJECT DESCRIPTION	HIGHWAY
Calumet	4085-61-60		Hilbert - DePere NCPL Hilbert - NCL	STH 32

This proposal, submitted by the undersigned bidder to the Wisconsin Department of Transportation, is in accordance with the advertised request for proposals. The bidder is to furnish and deliver all materials, and to perform all work for the improvement of the designated project in the time specified, in accordance with the appended Proposal Requirements and Conditions.

Proposal Guaranty Required, \$ 75,000.00 Payable to: Wisconsin Department of Transportation	Attach Proposal Guaranty on back of this PAGE.
Bid Submittal Due Date: June 13, 2017 Time (Local Time): 9:00 AM	Firm Name, Address, City, State, Zip Code  <div style="text-align: center; font-size: 2em; font-weight: bold;">SAMPLE</div> <div style="text-align: center; font-weight: bold;">NOT FOR BIDDING PURPOSES</div>
Contract Completion Time Twenty-Five (25) Working Days	
Assigned Disadvantaged Business Enterprise Goal <div style="text-align: right; font-size: 1.5em;">0 %</div>	

This contract is exempt from federal oversight.

This certifies that the undersigned bidder, duly sworn, is an authorized representative of the firm named above; that the bidder has examined and carefully prepared the bid from the plans, Highway Work Proposal, and all addenda, and has checked the same in detail before submitting this proposal or bid; and that the bidder or agents, officer, or employees have not, either directly or indirectly, entered into any agreement, participated in any collusion, or otherwise taken any action in restraint of free competitive bidding in connection with this proposal bid.

**Do not sign, notarize, or submit this Highway Work Proposal when submitting an electronic bid on the Internet.**

Subscribed and sworn to before me this date \_\_\_\_\_

\_\_\_\_\_  
 (Signature, Notary Public, State of Wisconsin)

\_\_\_\_\_  
 (Bidder Signature)

\_\_\_\_\_  
 (Print or Type Name, Notary Public, State Wisconsin)

\_\_\_\_\_  
 (Print or Type Bidder Name)

\_\_\_\_\_  
 (Date Commission Expires)

\_\_\_\_\_  
 (Bidder Title)

Notary Seal

**For Department Use Only**

Type of Work HMA pavement, pavement marking, base aggregate dense, permanent signing.	
Notice of Award Dated	Date Guaranty Returned

**PLEASE ATTACH  
PROPOSAL GUARANTY HERE**

**Effective with November 2007 Letting**

**PROPOSAL REQUIREMENTS AND CONDITIONS**

The bidder, signing and submitting this proposal, agrees and declares as a condition thereof, to be bound by the following conditions and requirements.

If the bidder has a corporate relationship with the proposal design engineering company, the bidder declares that it did not obtain any facts, data, or other information related to this proposal from the design engineering company that was not available to all bidders.

The bidder declares that they have carefully examined the site of, and the proposal, plans, specifications and contract forms for the work contemplated, and it is assumed that the bidder has investigated and is satisfied as to the conditions to be encountered, as to the character, quality, and quantities of work to be performed and materials to be furnished, and as to the requirements of the specifications, special provisions and contract. It is mutually agreed that submission of a proposal shall be considered conclusive evidence that the bidder has made such examination.

The bidder submits herewith a proposal guaranty in proper form and amount payable to the party as designated in the advertisement inviting proposals, to be retained by and become the property of the owner of the work in the event the undersigned shall fail to execute the contract and contract bond and return the same to the office of the engineer within fourteen (14) days after having been notified in writing to do so; otherwise to be returned.

The bidder declares that they understand that the estimate of quantities in the attached schedule is approximate only and that the attached quantities may be greater or less in accordance with the specifications.

The bidder agrees to perform the said work, for and in consideration of the payment of the amount becoming due on account of work performed, according to the unit prices bid in the following schedule, and to accept such amounts in full payment of said work.

The bidder declares that all of the said work will be performed at their own proper cost and expense, that they will furnish all necessary materials, labor, tools, machinery, apparatus, and other means of construction in the manner provided in the applicable specifications and the approved plans for the work together with all standard and special designs that may be designed on such plans, and the special provisions in the contract of which this proposal will become a part, if and when accepted. The bidder further agrees that the applicable specifications and all plans and working drawings are made a part hereof, as fully and completely as if attached hereto.

The bidder, if awarded the contract, agrees to begin the work not later than ten (10) days after the date of written notification from the engineer to do so, unless otherwise stipulated in the special provisions.

The bidder declares that if they are awarded the contract, they will execute the contract agreement and begin and complete the work within the time named herein, and they will file a good and sufficient surety bond for the amount of the contract for performance and also for the full amount of the contract for payment.

The bidder, if awarded the contract, shall pay all claims as required by Section 779.14, Statutes of Wisconsin, and shall be subject to and discharge all liabilities for injuries pursuant to Chapter 102 of the Statutes of Wisconsin, and all acts amendatory thereto. They shall further be responsible for any damages to property or injury to persons occurring through their own negligence or that of their employees or agents, incident to the performance of work under this contract, pursuant to the Standard Specifications for Road and Bridge Construction applicable to this contract.

In connection with the performance of work under this contract, the contractor agrees to comply with all applicable state and federal statutes relating to non-discrimination in employment. No otherwise qualified person shall be excluded from employment or otherwise be subject to discrimination in employment in any manner on the basis of age, race, religion, color, gender, national origin or ancestry, disability, arrest or conviction record (in keeping with s.111.32), sexual orientation, marital status, membership in the military reserve, honesty testing, genetic testing, and outside use of lawful products. This provision shall include, but not be limited to the following: employment, upgrading, demotion or transfer; recruitment or recruitment advertising; layoff or termination; rates of pay or other forms of compensation, and selection for training, including apprenticeship. The contractor further agrees to ensure equal opportunity in employment to all applicants and employees and to take affirmative action to attain a representative workforce.

The contractor agrees to post notices and posters setting forth the provisions of the nondiscrimination clause, in a conspicuous and easily accessible place, available for employees and applicants for employment.

If a state public official (section 19.42, Stats.) or an organization in which a state public official holds at least a 10% interest is a party to this agreement, this contract is voidable by the state unless appropriate disclosure is made to the State of Wisconsin Ethics Board.

## Effective with August 2015 Letting

### BID PREPARATION

#### **Preparing the Proposal Schedule of Items**

##### **A General**

- (1) Obtain bidding proposals as specified in **section 102** of the standard specifications prior to 11:45 AM of the last business day preceding the letting. Submit bidding proposals using one of the following methods:
  1. Electronic bid on the internet.
  2. Electronic bid on a printout with accompanying diskette or CD ROM.
  3. Paper bid under a waiver of the electronic submittal requirements.
- (2) Bids submitted on a printout with accompanying diskette or CD ROM or paper bids submitted under a waiver of the electronic submittal requirements govern over bids submitted on the internet.

- (3) The department will provide bidding information through the department's web site at:  
<http://wisconsindot.gov/Pages/doing-bus/contractors/hcci/bid-let.aspx>

The contractor is responsible for reviewing this web site for general notices as well as information regarding proposals in each letting. The department will also post special notices of all addenda to each proposal through this web site no later than 4:00 P.M. local time on the Thursday before the letting. Check the department's web site after 5:00 P.M. local time on the Thursday before the letting to ensure all addenda have been accounted for before preparing the bid. When bidding using methods 1 and 2 above, check the Bid Express™ on-line bidding exchange at <http://www.bidx.com/> after 5:00 P.M. local time on the Thursday before the letting to ensure that the latest schedule of items Expedite file (\*.ebs or \*.00x) is used to submit the final bid.

- (4) Interested parties can subscribe to the Bid Express™ on-line bidding exchange by following the instructions provided at the [www.bidx.com](http://www.bidx.com) web site or by contacting:

Info Tech Inc.  
5700 SW 34th Street, Suite 1235  
Gainesville, FL 32608-5371  
email: <mailto:customer.support@bidx.com>

- (5) The department will address equipment and process failures, if the bidder can demonstrate that those failures were beyond their control.
- (6) Contractors are responsible for checking on the issuance of addenda and for obtaining the addenda. Notice of issuance of addenda is posted on the department's web site at:  
<http://wisconsindot.gov/Pages/doing-bus/contractors/hcci/bid-let.aspx>

or by calling the department at (608) 266-1631. Addenda can ONLY be obtained from the departments web site listed above or by picking up the addenda at the Bureau of Highway Construction, Room 601, 4802 Sheboygan Avenue, Madison, WI, during regular business hours.

- (7) Addenda posted after 5:00 PM on the Thursday before the letting will be emailed to the eligible bidders for that proposal. All eligible bidders shall acknowledge receipt of the addenda whether they are bidding on the proposal or not. Not acknowledging receipt may jeopardize the awarding of the project.

## **B Submitting Electronic Bids**

### **B.1 On the Internet**

- (1) Do the following before submitting the bid:
  1. Have a properly executed annual bid bond on file with the department.
  2. Have a digital ID on file with and enabled by Info Tech Inc. Using this digital ID will constitute the bidder's signature for proper execution of the bidding proposal.
- (2) In lieu of preparing, delivering, and submitting the proposal as specified in 102.6 and 102.9 of the standard specifications, submit the proposal on the internet as follows:
  1. Download the latest schedule of items reflecting all addenda from the Bid Express<sup>TM</sup> web site.
  2. Use Expedite<sup>TM</sup> software to enter a unit price for every item in the schedule of items.
  3. Submit the bid according to the requirements of Expedite<sup>TM</sup> software and the Bid Express<sup>TM</sup> web site. Do not submit a bid on a printout with accompanying diskette or CD ROM or a paper bid. If the bidder does submit a bid on a printout with accompanying diskette or a paper bid in addition to the internet submittal, the department will disregard the internet bid.
  4. Submit the bid before the hour and date the Notice to Contractors designates.
  5. Do not sign, notarize, and return the bidding proposal described in 102.2 of the standard specifications.
- (3) The department will not consider the bid accepted until the hour and date the Notice to Contractors designates.

### **B.2 On a Printout with Accompanying Diskette or CD ROM**

- (1) Download the latest schedule of items from the Wisconsin pages of the Bid Express<sup>TM</sup> web site reflecting the latest addenda posted on the department's web site at:  
<http://wisconsindot.gov/Pages/doing-bus/contractors/hcci/bid-let.aspx>  
Use Expedite<sup>TM</sup> software to prepare and print the schedule of items. Provide a valid amount for all price fields. Follow instructions and review the help screens provided on the Bid Express<sup>TM</sup> web site to assure that the schedule of items is prepared properly.
- (2) Staple an 8 1/2 by 11 inch printout of the Expedite<sup>TM</sup> generated schedule of items to the other proposal documents submitted to the department as a part of the bidder's sealed bid. As a separate submittal not in the sealed bid envelop but due at the same time and place as the sealed bid, also provide the Expedite<sup>TM</sup> generated schedule of items on a 3 1/2 inch computer diskette or CD ROM. Label each diskette or CD ROM with the bidder's name, the 4 character department-assigned bidder identification code from the top of the bidding proposal, and a list of the proposal numbers included on that diskette or CD ROM as indicated in the following example:

**Bidder**

**Name**

**BN00**

**Proposals: 1, 12, 14, & 22**

- (3) If bidding on more than one proposal in the letting, the bidder may include all proposals for that letting on one diskette or CD ROM. Include only submitted proposals with no incomplete or other files on the diskette or CD ROM.
- (4) The bidder-submitted printout of the Expedite<sup>TM</sup> generated schedule of items is the governing contract document and must conform to the requirements of section 102 of the standard specifications. If a printout needs to be altered, cross out the printed information with ink or typewriter and enter the new information and initial it in ink. If there is a discrepancy between the printout and the diskette or CD ROM, the department will analyze the bid using the printout information.

- (5) In addition to the reasons specified in [section 102](#) of the standard specifications, proposals are irregular and the department may reject them for one or more of the following:
1. The check code printed on the bottom of the printout of the Expedite<sup>TM</sup> generated schedule of items is not the same on each page.
  2. The check code printed on the printout of the Expedite<sup>TM</sup> generated schedule of items is not the same as the check code for that proposal provided on the diskette or CD ROM.
  3. The diskette or CD ROM is not submitted at the time and place the department designates.

### **C Waiver of Electronic Submittal**

- (1) The bidder may request a waiver of the electronic submittal requirements. Submit a written request for a waiver in lieu of bids submitted on the internet or on a printout with accompanying diskette or CD ROM. Use the waiver that was included with the paper bid document sent to the bidder or type up a waiver on the bidder's letterhead. The department will waive the electronic submittal requirements for a bidding entity (individual, partnership, joint venture, corporation, or limited liability company) for up to 4 individual proposals in a calendar year. The department may allow additional waivers for equipment malfunctions.
- (2) Submit a schedule of items on paper conforming to [section 102](#) of the standard specifications. The department charges the bidder a \$75 administrative fee per proposal, payable at the time and place the department designates for receiving bids, to cover the costs of data entry. The department will accept a check or money order payable to: "Wisconsin, Dept. of Transportation."
- (3) In addition to the reasons specified in [section 102](#) of the standard specifications, proposals are irregular and the department may reject them for one or more of the following:
  1. The bidder fails to provide the written request for waiver of the electronic submittal requirements.
  2. The bidder fails to pay the \$75 administrative fee before the time the department designates for the opening of bids unless the bidder requests on the waiver that they be billed for the \$75.
  3. The bidder exceeds 4 waivers of electronic submittal requirements within a calendar year.
- (4) In addition to the reasons specified in [section 102](#) of the standard specifications, the department may refuse to issue bidding proposals for future contracts to a bidding entity that owes the department administrative fees for a waiver of electronic submittal requirements.

# PROPOSAL BID BOND

DT1303 1/2006

Wisconsin Department of Transportation

Proposal Number	Project Number	Letting Date
Name of Principal		
Name of Surety	State in Which Surety is Organized	

We, the above-named Principal and the above-named Surety, are held and firmly bound unto the State of Wisconsin in the sum equal to the Proposal Guaranty for the total bid submitted for the payment to be made; we jointly and severally bind ourselves, our heirs, executors, administrators, successors and assigns. The condition of this obligation is that the Principal has submitted a bid proposal to the State of Wisconsin acting through the Department of Transportation for the improvement designated by the Proposal Number and Letting Date indicated above.

If the Principal is awarded the contract and, within the time and manner required by law after the prescribed forms are presented for signature, enters into a written contract in accordance with the bid, and files the bond with the Department of Transportation to guarantee faithful performance and payment for labor and materials, as required by law, or if the Department of Transportation shall reject all bids for the work described, then this obligation shall be null and void; otherwise, it shall be and remain in full force and effect. In the event of failure of the Principal to enter into the contract or give the specified bond, the Principal shall pay to the Department of Transportation **within 10 business days of demand** a total equal to the Proposal Guaranty as liquidated damages; the liability of the Surety continues for the full amount of the obligation as stated until the obligation is paid in full.

The Surety, for value received, agrees that the obligations of it and its bond shall not be impaired or affected by any extension of time within which the Department of Transportation may accept the bid; and the Surety does waive notice of any such extension.

IN WITNESS, the Principal and Surety have agreed and have signed by their proper officers and have caused their corporate seals to be affixed this date: **(DATE MUST BE ENTERED)**

## PRINCIPAL

\_\_\_\_\_  
(Company Name) **(Affix Corporate Seal)**

\_\_\_\_\_  
(Signature and Title)

\_\_\_\_\_  
(Company Name)

\_\_\_\_\_  
(Signature and Title)

\_\_\_\_\_  
(Company Name)

\_\_\_\_\_  
(Signature and Title)

\_\_\_\_\_  
(Company Name)

\_\_\_\_\_  
(Signature and Title)

## NOTARY FOR PRINCIPAL

\_\_\_\_\_  
(Date)

State of Wisconsin )  
 ) ss.  
\_\_\_\_\_ County )

On the above date, this instrument was acknowledged before me by the named person(s).

\_\_\_\_\_  
(Signature, Notary Public, State of Wisconsin)

\_\_\_\_\_  
(Print or Type Name, Notary Public, State of Wisconsin)

\_\_\_\_\_  
(Date Commission Expires)

**Notary Seal**

\_\_\_\_\_  
(Name of Surety) **(Affix Seal)**

\_\_\_\_\_  
(Signature of Attorney-in-Fact)

## NOTARY FOR SURETY

\_\_\_\_\_  
(Date)

State of Wisconsin )  
 ) ss.  
\_\_\_\_\_ County )

On the above date, this instrument was acknowledged before me by the named person(s).

\_\_\_\_\_  
(Signature, Notary Public, State of Wisconsin)

\_\_\_\_\_  
(Print or Type Name, Notary Public, State of Wisconsin)

\_\_\_\_\_  
(Date Commission Expires)

**Notary Seal**

**IMPORTANT: A certified copy of Power of Attorney of the signatory agent must be attached to the bid bond.**





# CERTIFICATE OF ANNUAL BID BOND

DT1305 8/2003

Wisconsin Department of Transportation

Time Period Valid (From/To)	
Name of Surety	
Name of Contractor	
Certificate Holder	Wisconsin Department of Transportation

This is to certify that an annual bid bond issued by the above-named Surety is currently on file with the Wisconsin Department of Transportation.

This certificate is issued as a matter of information and conveys no rights upon the certificate holder and does not amend, extend or alter the coverage of the annual bid bond.

**Cancellation:** Should the above policy be cancelled before the expiration date, the issuing surety will give thirty (30) days written notice to the certificate holder indicated above.

\_\_\_\_\_  
(Signature of Authorized Contractor Representative)

\_\_\_\_\_  
(Date)



## March 2010

## LIST OF SUBCONTRACTORS

Section 66.0901(7), Wisconsin Statutes, provides that as a part of the proposal, the bidder also shall submit a list of the subcontractors the bidder proposes to contract with and the class of work to be performed by each. In order to qualify for inclusion in the bidder's list a subcontractor shall first submit a bid in writing, to the general contractor at least 48 hours prior to the time of the bid closing. The list may not be added to or altered without the written consent of the municipality. A proposal of a bidder is not invalid if any subcontractor and the class of work to be performed by the subcontractor has been omitted from a proposal; the omission shall be considered inadvertent or the bidder will perform the work personally.

No subcontract, whether listed herein or later proposed, may be entered into without the written consent of the Engineer as provided in Subsection 108.1 of the Standard Specifications.

[illegible]

**DECEMBER 2000**

**CERTIFICATION REGARDING DEBARMENT, SUSPENSION, AND OTHER  
RESPONSIBILITY MATTERS - PRIMARY COVERED TRANSACTIONS**

Instructions for Certification

1. By signing and submitting this proposal, the prospective contractor is providing the certification set out below.
2. The inability of a person to provide the certification required below will not necessarily result in denial of participation in this covered transaction. The prospective contractor shall submit an explanation of why it cannot provide the certification set out below. The certification or explanation will be considered in connection with the department or agency's determination whether to enter into this transaction. However, failure of the prospective contractor to furnish a certification or an explanation shall disqualify such person from participation in this transaction.
3. The certification in this clause is a material representation of fact upon which reliance was placed when the department determined to enter into this transaction. If it is later determined that the contractor knowingly rendered an erroneous certification in addition to other remedies available to the Federal Government the department may terminate this transaction for cause or default.
4. The prospective contractor shall provide immediate written notice to the department to whom this proposal is submitted if at any time the prospective contractor learns that its certification was erroneous when submitted or has become erroneous by reason of changed circumstances.
5. The terms "covered transaction," "debarred," "suspended," "ineligible," "lower tier covered transaction," "participant," "person," "primary covered transaction," "principal," "proposal," and "voluntarily excluded," as used in this clause, have the meanings set out in the Definitions and Coverage sections of the rules implementing Executive Order 12549. You may contact the department to which this proposal is being submitted for assistance in obtaining a copy of those regulations.
6. The prospective contractor agrees by submitting this proposal that, should this contract be entered into, it shall not knowingly enter into any lower tier covered transaction with a person who is debarred, suspended, declared ineligible, or voluntarily excluded from participation in this covered transaction, unless authorized by the department entering into this transaction.
7. The prospective contractor further agrees by submitting this proposal that it will include the clause titled "Certification Regarding Debarment, Suspension, Ineligibility and Voluntary Exclusion-Lower Tier Covered Transaction," which is included as an addendum to PR-1273 - "Required Contract Provisions Federal Aid Construction Contracts," without

modification, in all lower tier covered transactions and in all solicitations for lower tier covered transactions.

8. The contractor may rely upon a certification of a prospective subcontractor/materials supplier that it is not debarred, suspended, ineligible, or voluntarily excluded from the covered transaction, unless it knows that the certification is erroneous. A contractor may decide the method and frequency by which it determines the eligibility of its principals. Each contractor may, but is not required to, check the Disapproval List (telephone # 608/266/1631).
9. Nothing contained in the foregoing shall be construed to require establishment of a system of records in order to render in good faith the certification required by this clause. The knowledge and information of a contractor is not required to exceed that which is normally possessed by a prudent person in the ordinary course of business dealings.
10. Except for transactions authorized under paragraph 6 of these instructions, if a contractor in a covered transaction knowingly enters into a lower tier covered transaction with a person who is suspended, debarred, ineligible or voluntarily excluded from participation in this transaction, in addition to other remedies available to the Federal Government, the department may terminate this transaction for cause or default.

Certification Regarding Debarment, Suspension, and Other Responsibility Matters - Primary Covered Transactions

- (1) The prospective contractor certifies to the best of its knowledge and belief, that it and its principals:
  - (a) Are not presently debarred, suspended, proposed for debarment, declared ineligible, or voluntarily excluded from covered transactions by any Federal department or agency;
  - (b) Have not within a three-year period preceding this proposal been convicted of or had a civil judgment rendered against them for commission of fraud or a criminal offense in connection with obtaining, attempting to obtain, or performing a public (Federal, State or local) transaction or contract under a public transaction; violation of Federal or State antitrust statutes or commission of embezzlement, theft, forgery, bribery, falsification or destruction of records, making false statements or receiving stolen property;
  - (c) Are not presently indicted for or otherwise criminally or civilly charged by a governmental entity (Federal, State or local) with commission of any of the offense enumerated in paragraph (1)(b) of this certification; and
  - (d) Have not within a three-year period preceding this proposal had one or more public transactions (Federal, State or local) terminated for cause or default.
- (2) Where the prospective contractor is unable to certify to any of the statements in this certification, such prospective contractor shall attach an explanation to this proposal.

## Special Provisions

### Table of Contents

Article	Description	Page #
1.	General.....	2
2.	Scope of Work. ....	2
3.	Prosecution and Progress. ....	2
4.	Traffic. ....	3
5.	Holiday & Special Event Work Restrictions. ....	4
6.	Utilities.....	5
7.	Railroad Insurance and Coordination. ....	6
8.	Notice to Contractor – Work by Railroad.....	7
9.	QMP Base Aggregate. ....	8
10.	Reheating HMA Pavement Longitudinal Joints, Item 460.4110.S.....	16
11.	HMA Pavement Percent Within Limits QMP. ....	17
12.	Survey Monument Coordination.....	25
13.	Traffic Control. ....	25
14.	Temporary Portable Rumble Strips, Item 643.0310.S.....	26
15.	Pavement Marking Grooved Wet Reflective Epoxy 4-Inch, Item 646.2304.S; Pavement Marking Grooved Wet Reflective Epoxy 8-Inch, Item 646.2308.S. ....	27
16.	Locating No-Passing Zones, Item 648.0100.....	29
17.	HMA Percent Within Limits (PWL) Test Strip, Item SPV.0060.01. ....	29
18.	Pipe Underdrain Railroad 6-Inch, Item SPV.0090.01. ....	35
19.	Micromilling, Item SPV.0180.01.....	36
20.	Appendix A.....	38

## **SPECIAL PROVISIONS**

### **1. General.**

Perform the work under this construction contract for Project 4085-61-60, Hilbert-DePere, NCPL Hilbert-NCL, STH 32, Calumet County, Wisconsin as the plans show and execute the work as specified in the State of Wisconsin, Department of Transportation, Standard Specifications for Highway and Structure Construction, 2017 Edition, as published by the department, and these special provisions.

If all or a portion of the plans and special provisions are developed in the SI metric system and the schedule of prices is developed in the US standard measure system, the department will pay for the work as bid in the US standard system.

100-005 (20161130)

### **2. Scope of Work.**

The work under this contract shall consist of asphaltic surface milling, HMA pavement, base aggregate dense, permanent signing, pavement marking and all incidental items necessary to complete the work as shown on the plans and included in the proposal and contract.

104-005 (20090901)

### **3. Prosecution and Progress.**

Begin work within ten calendar days after the engineer issues a written notice to do so.

Provide the time frame for construction of the project within the 2017 construction season to the engineer in writing within a month after executing the contract but at least 14 calendar days before the preconstruction conference. Assure that the time frame is consistent with the contract completion time. Upon approval, the engineer will issue the notice to proceed within ten calendar days before the beginning of the approved time frame.

To revise the time frame, submit a written request to the engineer at least two weeks before the beginning of the intended time frame. The engineer will approve or deny that request based on the conditions cited in the request and its effect on the department's scheduled resources.

#### **Railroad Crossing Reconstruction**

At the beginning of the work at the railroad crossings located between STA 92+64 and STA 96+13 on STH 32, close and detour STH 32 to through traffic for a maximum of 10 working days. Complete all work between STA 92+64 and STA 96+13 except for the surface layer of HMA and the placing of final shoulders.



If the contractor fails to complete the work necessary to reopen STH 32 to traffic within 10 working days, the department will assess the contractor \$2,000 in interim liquidated damages for each working day contract work remains incomplete beyond 10 working days. An entire working day will be charged for any period of time within a working day that the road remains closed beyond 12:01 AM.

Complete all work for each individual railroad crossing excavation and placement of asphaltic surface base within a three hour window commencing on a mutually agreed upon date and time between the contractor and the railroad.

If the contractor fails to complete the railroad crossing excavations and placement of asphaltic surface bases within these three hour windows commencing on a mutually agreed upon date and time between the contractor and the railroad, the department will assess the contractor an initial deduction of \$1,000 in interim liquidated damages and \$1,000 per hour or portion thereof in hourly damages from money due under this contract for each hour interval that the railroad crossing excavation and asphaltic surface base work is not completed. Hourly damages will be assessed using the administrative item Failing to Open Road to Traffic.

If contract time expires prior to completing all work specified in the contract, additional liquidated damages will be affixed according to standard spec 108.11.

#### **4. Traffic.**

Detour STH 32 traffic during railroad reconstruction activities using CTH PP and USH 10. Maintain cross traffic at all other side roads at all times during the detour.

STH 32 north of USH 10 shall remain open to traffic at all times. STH 32 south of USH 10 outside of the 10 day detour shall remain open to traffic at all times. Traffic may be reduced to one lane only to provide for the construction under this contract. Provide flaggers and advance warning signs as shown in the plan and/or as directed by the engineer to protect traffic in both directions.

Maintain access to businesses and residences at all times. If interference becomes unavoidable during construction operations, contact owners to seek alternatives to access. Notify businesses and private residents at least 48 hours prior to restricting access for construction.

Do not allow the milled surface to remain exposed for a period greater than 72 hours unless adverse weather prevents placement of the asphalt surface layer. In the event of adverse weather, resume placement of the asphalt surface layer as soon as conditions permit.

At the end of each workday, do not leave a drop-off greater than 2 inches between driving lanes, between driving lanes and shoulders, and between driving lanes and adjacent intersecting roadways or driveways.

### Wisconsin Lane Closure System Advance Notification

Provide the following advance notification to the engineer for incorporation into the Wisconsin Lane Closure System (LCS).

**TABLE 108-1 CLOSURE TYPE AND REQUIRED MINIMUM ADVANCE NOTIFICATION**

Closure type with height, weight, or width restrictions (available width, all lanes in one direction < 16')	MINIMUM NOTIFICATION
Lane and shoulder closures	7 calendar days
Full roadway closures	7 calendar days
Ramp closures	7 calendar days
Detours	7 calendar days
Closure type without height, weight, or width restrictions (available width, all lanes in one direction $\geq 16'$ )	MINIMUM NOTIFICATION
Lane and shoulder closures	3 business days
Ramp closures	3 business days
Modifying all closure types	3 business days

Discuss LCS completion dates and provide changes in the schedule to the engineer at weekly project meetings in order to manage closures nearing their completion date.  
stp-108-057 (20161130)

### Portable Changeable Message Signs – Message Prior Approval

After coordinating with Department construction field staff, notify the Northeast Region Traffic Section at 920-492-7165 (secondary contact number is 920-492-7719) 3 business days prior to deploying or changing a message on a PCMS to obtain approval of the proposed message. The Northeast Region Traffic Unit will review the proposed message and either approve the message or make necessary changes.

PCMS boards must be deployed 7 days prior to the closure of STH 32/57.  
(NER15-1112)

## 5. Holiday & Special Event Work Restrictions.

Do not perform work on, nor haul materials of any kind along or across any portion of the highway carrying STH 32 traffic, and entirely clear the traveled way and shoulders of such portions of the highway of equipment, barricades, signs, lights, and any other material that might impede the free flow of traffic during the following holiday and special event periods:

- From noon Friday, September 1, 2017 to 6:00 AM Tuesday, September 5, 2017, for Labor Day;
- Green Bay Packer home games, Packer Family Scrimmage and other events at Lambeau Field with 30,000 or greater attendance: From five hours prior to start time of event until 8 hours after scheduled start time.

## 6. Utilities.

This contract comes under the provision of Administrative Rule Trans 220. 107-065 (20080501)

There are utility facilities within the construction limits of this project. Coordinate construction activities with a call to Diggers Hotline or a direct call to the utilities for the underground facilities in the area, as required per statutes. Take all required precautions when working within 18-inches of underground utilities. Use caution to maintain the integrity of underground utilities and maintain OSHA code clearances from overhead facilities at all times.

Additional detailed information regarding the location of utility facilities is available at the region WisDOT office during normal working hours.

**ATC Management, Inc. (electricity-transmission)** has overhead facilities within the project limits. No utility conflicts are anticipated with this project.

The field contact for this project is Gerry Rhode (920) 338-6523, [grhode@atcllc.com](mailto:grhode@atcllc.com).

**Charter Communications (communication line)** has underground facilities within of the project limits. No utility conflicts are anticipated with this project.

The field contact for this project is Nick Frase (920)793-2216 ext. 30, (920) 304-6797 mobile, [Nick.frase@charter.com](mailto:Nick.frase@charter.com).

**Frontier Communications of WI LLC (communication line)** has underground facilities within the project limits. No utility conflicts are anticipated with this project.

The field contact for this project is Richard Endsley (920) 893-7242, (920) 574-6859 mobile, [Richard.j.endsley@ftr.com](mailto:Richard.j.endsley@ftr.com).

**TDS Telecom (communication line)** has underground facilities within of the project limits. No utility conflicts are anticipated with this project.

The field contact for this project is Steve Jakubiec (920) 882-4166, (920) 562-7221 mobile, [Steve.jakubiec@tdstelecom.com](mailto:Steve.jakubiec@tdstelecom.com).

**Time Warner Cable (communication line)** has overhead and underground facilities within the project limits. No utility conflicts are anticipated with this project.

The field contact for this project is Vince Albin (920) 831-9249, (920) 378-0444 mobile, [vince.albin@charter.com](mailto:vince.albin@charter.com).

**We Energies (electricity)** has overhead facilities within the project limits. No utility conflicts are anticipated with this project.

The field contact for this project is Kenneth Van Oss (920) 380-3318, [kenneth.van-oss@we-energies.com](mailto:kenneth.van-oss@we-energies.com).

**Wisconsin Public Service Corporation (electricity)** has overhead facilities within the project limits. No utility conflicts are anticipated with this project.

The field contact for this project is Jeff Pelischek (920) 657-1816, (920) 323-4836 mobile, [jspelischek@wisconsinpublicservice.com](mailto:jspelischek@wisconsinpublicservice.com).

**Wisconsin Public Service Corporation (gas/petroleum)** has underground facilities within the project limits. No utility conflicts are anticipated with this project.

The field contact for this project is Kevin Kolb (920) 451-3733, (920) 946-1958 mobile, [kkolb@wisconsinpublicservice.com](mailto:kkolb@wisconsinpublicservice.com).

## **7. Railroad Insurance and Coordination.**

### **A Description**

Comply with standard spec 107.17 for all work affecting Wisconsin Central Ltd. (d/b/a Canadian National) property and any existing tracks.

#### **A.1 Railroad Insurance Requirements**

In addition to standard spec 107.26, provide railroad protective liability insurance coverage as specified in standard spec 107.17.3. Insurance is filed in the name of Wisconsin Central Ltd. and its parents.

Notify evidence of the required coverage, and duration to Jackie Macewicz, Manager Public Works at 1625 Depot St., Stevens Point, WI, 54481; TELEPHONE (715) 345-2503; FAX (715) 345-2507; email [jackie.macewicz@cn.ca](mailto:jackie.macewicz@cn.ca). Include the following information on the insurance document:

Project Id: 4085-61-60

Route Name: STH 32/57 East of the Village of Hilbert

Crossing ID: 386706P and 386706P

Railroad Subdivision: Manitowoc and the Chilton Subdivisions

Railroad Milepost: 16.9 & 170.65

#### **A.2 Work by Railroad**

The railroad will perform the work described in this section, except for work described in other special provisions and will be accomplished without cost to the contractor. Prior to the track window and highway closure to replace the two at-grade crossings surfaces, the

contractor shall set up a meeting with the Railroad and Department to coordinate final construction details and staging. The railroad will remove the track and crossing surface. Then the contractor will excavate to subgrade, place 8" of 1 1/4" BAD and place 12" of asphaltic surface. Then the railroad will place ballast, track and crossing surface. Also, the railroad will be relocating their railroad signal wires so they are not in the way excavation.

### **A.3 Names and addresses of Railroad Representatives for Consultation and Coordination**

Contact Jackie Macewicz, Manager Public Works, 1625 Depot St., Stevens Point, WI, 54481; TELEPHONE (715) 345-2503; FAX (715) 345-2507; email [jackie.macewicz@cn.ca](mailto:jackie.macewicz@cn.ca) for consultation on railroad requirements during construction.

Contact Mary Ellen Carmody, Audit Officer, Administration Service Center, 24002 Vreeland Road, Flat Rock, MI, 48134; TELEPHONE (734) 783-4533 (no FAX number); email [maryellen.carmody@cn.ca](mailto:maryellen.carmody@cn.ca) for flagging arrangements. Advise Ms. Carmody that the flagging services are to be billed at the rate for a public highway project.

Amend standard spec 108.4 to include the railroad in the distribution of the initial bar chart, and monthly schedule updates. The bar chart shall specifically show work involving coordination with the railroad.

### **A.4 Temporary Grade Crossing**

If a temporary grade crossing is desired, submit a written request to the railroad representative named in A.3 several weeks prior to the time needed. Approval is subject to the discretion of the railroad. The department has made no arrangements for a temporary grade crossing.

### **A.5 Train Operation**

Approximately 2 freight trains operate daily through the construction site. Freight trains operate at up to 10 mph. In addition to through movements there are switching movements at slower speeds.

## **8. Notice to Contractor – Work by Railroad.**

Wisconsin Central Ltd. will be performing crossing work concurrently with this project as outlined in the Railroad Insurance and Coordination provision and as shown in the construction details in the plan. Close coordination with the railroad is required, especially with regards to the installation of the new crossings. Upon removal of the existing tracks and crossings by the railroad, the contractor has two-three hour windows to complete excavation and placement of the asphaltic surface base prior to the railroad placing ballast and the new crossings. Completion of the excavation and placement of the asphaltic surface base is subject to liquidated damages.

## **9. QMP Base Aggregate.**

### **A Description**

#### **A.1 General**

- (1) This special provision describes contractor quality control (QC) sampling and testing for base aggregates, documenting those test results, and documenting related production and placement process changes. This special provision also describes department quality verification (QV), independent assurance (IA), and dispute resolution.
- (2) Conform to standard spec 301, standard spec 305, and standard spec 310 as modified here in this special provision. Apply this special provision to material placed under all of the Base Aggregate Dense and Base Aggregate Open Graded bid items, except do not apply this special provision to material classified as reclaimed asphaltic pavement placed under the Base Aggregate Dense bid items.
- (3) Do not apply this special provision to material placed and paid for under the Aggregate Detours, Breaker Run, Select Crushed, Pit Run, Subbase, or Riprap bid items.
- (4) Provide and maintain a quality control program, defined as all activities related to and documentation of the following:
  1. Production and placement control and inspection.
  2. Material sampling and testing.
- (5) Chapter 8 of the department's construction and materials manual (CMM) provides additional detailed guidance for QMP work and describes required sampling and testing procedures. The contractor may obtain the CMM from the department's web site at:  
<http://wisconsindot.gov/Pages/doing-bus/eng-consultants/cnslt-rsrcs/rdwy/default.aspx>

#### **A.2 Small Quantities**

- (1) The department defines a small quantity, for each individual Base Aggregate bid item, as a contract quantity of 9000 tons or less of material as shown in the schedule of items under that bid item.
- (2) The requirements under this special provision apply equally to a small quantity for an individual bid item except as follows:

##### **A.2.1 Quality Control Plan**

- (1) Submit an abbreviated quality control plan consisting of the following:
  1. Organizational chart including names, telephone numbers, current certification(s) with HTCP number(s) and expiration date(s), and roles and responsibilities of all persons involved in the quality control program for material under affected bid items.

### A.2.2 Contractor Testing

1.

Contract Quantity	Minimum Required Testing per source
$\leq 6000$ tons	One stockpile test prior to placement, and two production or one loadout test.
$> 6000$ tons and $\leq 9000$ tons	One stockpile and Three placement tests <sup>[3]</sup> [4] [5]

- [1] Submit production test results to the engineer for review prior to incorporating the material into the work. Production test results are valid for a period of 3 years.
- [2] If the actual quantity overruns 6,000 tons, on the next day of placement perform one randomly selected placement test for each 3000 tons, or fraction of 3000 tons, of overrun.
- [3] If the actual quantity overruns 9000 tons, on the next day of placement perform one randomly selected placement test for each 3000 tons, or fraction of 3000 tons, of overrun.
- [4] For 3-inch material or lift thickness of 3-inch or less, obtain samples at load-out.
- [5] Divide the aggregate into uniformly sized sublots for testing
2. Stockpile testing for concrete pavement recycled in place will be sampled on the first day of production.
3. Until a four point running average is established, individual placement tests will be used for acceptance. Submit aggregate load-out and placement test results to the engineer within one business day of obtaining the sample. Assure that all properties are within the limits specified for each test.
4. Material represented by a subplot with any property outside the specification limits is nonconforming. The department may reject material or otherwise determine the final disposition of nonconforming material as specified in standard spec 106.5.

### A.2.3 Department Testing

- (1) The department will perform testing as specified in B.8 except as follows:
- Department stockpile verification testing prior to placement is optional for contract quantities of 500 tons or less.

## B Materials

### B.1 Quality Control Plan

- (1) Submit a comprehensive written quality control plan to the engineer at or before the pre-construction meeting. Do not place base before the engineer reviews and comments on the plan. Construct the project as that plan provides.
- (2) Do not change the quality control plan without the engineer's review. Update the plan with changes as they become effective. Provide a current copy of the plan to the engineer and post in each of the contractor's laboratories as changes are adopted. Ensure that the plan provides the following elements:
1. An organizational chart with names, telephone numbers, current certifications and/or titles, and roles and responsibilities of QC personnel.

2. The process used to disseminate QC information and corrective action efforts to the appropriate persons. Include a list of recipients, the communication means that will be used, and action time frames.
3. A list of source and processing locations, section and quarter descriptions, for all aggregate materials requiring QC testing.
4. Test results for wear, sodium sulfate soundness, freeze/thaw soundness, and plasticity index of all aggregates requiring QC testing. Obtain this information from the region materials unit or from the engineer.
5. Descriptions of stockpiling and hauling methods.
6. Locations of the QC laboratory, retained sample storage, and where control charts and other documentation is posted.
7. An outline for resolving a process control problem. Include responsible personnel, required documentation, and appropriate communication steps.

## B.2 Personnel

- (1) Have personnel certified under the department's highway technician certification program (HTCP) perform sampling, testing, and documentation as follows:

Required Certification Level:	Sampling or Testing Roles:
Transportation Materials Sampling Technician (TMS) Aggregate Technician I (AGGTEC-I) Aggregate Assistant Certified Technician (ACT-AGG)	Aggregate Sampling <sup>[1]</sup>
Aggregate Technician I (AGGTEC-I) Aggregate Assistant Certified Technician (ACT-AGG)	Aggregate Gradation Testing, Aggregate Fractured Particle Testing, Aggregate Liquid Limit and Plasticity Index Testing

<sup>[1]</sup> Plant personnel under the direct observation of an aggregate technician certified at level one or higher may operate equipment to obtain samples.

- (2) A certified technician must coordinate and take responsibility for the work an ACT performs. Have a certified technician ensure that all sampling and testing is performed correctly, analyze test results, and post resulting data. No more than one ACT can work under a single certified technician.

## B.3 Laboratory

- (1) Perform QC testing at a department-qualified laboratory. Obtain information on the Wisconsin laboratory qualification program from:

Materials Management Section  
3502 Kinsman Blvd.  
Madison, WI 53704  
Telephone: (608) 246-5388

<http://wisconsindot.gov/Pages/doing-bus/eng-consultants/cnslt-rsrcs/tools/appr-prod/qual-labs.aspx>



## **B.4 Quality Control Documentation**

### **B.4.1 General**

- (1) Submit base aggregate placement documentation to the engineer within 10 business days after completing base placement. Ensure that the submittal is complete, neatly organized, and includes applicable project records and control charts.

### **B.4.2 Records**

- (1) Document all placement observations, inspection records, and control adjustments daily in a permanent field record. Also include all test results in the project records. Provide test results to the engineer within one business day after obtaining a sample. Post or distribute tabulated results using a method mutually agreeable to the engineer and contractor.

### **B.4.3 Control Charts**

- (1) Plot gradation and fracture on the appropriate control chart as soon as test results are available. Format control charts according to CMM 8.30. Include the project number on base placement control charts. Maintain separate control charts for each base aggregate size, source or classification, and type.
- (2) Provide control charts to the engineer within one business day after obtaining a sample. Post or distribute charts using a method mutually agreeable to the engineer and contractor. Update control charts daily to include the following:
  1. Contractor individual QC tests.
  2. Department QV tests.
  3. Department IA tests.
  4. Four-point running average of the QC tests.
- (3) Except as specified under B.8.2.1 for nonconforming QV placement tests, include only QC placement tests in the running average. The contractor may plot process control or informational tests on control charts, but do not include these tests, conforming QV tests, or IA tests in the running average.

## **B.5 Contractor Testing**

- (1) Test gradation, fracture, liquid limit and plasticity index during placement for each base aggregate size, source or classification, and type.
- (2) Perform one stockpile test from each source prior to placement.
- (3) Test gradation once per 3000 tons of material placed or fraction thereof. Determine random sample locations and provide those sample locations to the engineer. Obtain samples after the material has been bladed, mixed, and shaped but before compacting; except collect 3-inch samples or lift thickness of 3-inch or less from the stockpile at load-out. Do not sample from material used to maintain local traffic or from areas of temporary base that will not have an overlying pavement. On days when placing only material used to maintain local traffic or only temporary base that will not have an overlying pavement, no placement testing is required.

- (4) Split each contractor QC sample and identify it according to CMM 8.30. Retain the split for seven calendar days in a dry, protected location. If requested for department comparison testing, deliver the split to the engineer within one business day.
- (5) The engineer may require additional sampling and testing to evaluate suspect material or the technician's sampling and testing procedures.
- (6) Test fracture for each gradation test until the fracture running average is above the lower warning limit. Subsequently, the contractor may reduce the frequency to one test per 10 gradation tests if the fracture running average remains above the warning limit.
- (7) Test the liquid limit and plasticity index for the first gradation test. Subsequently, test the liquid limit and plasticity index a minimum of once per 10 gradation tests.

## **B.6 Test Methods**

### **B.6.1 Gradation**

- (1) Test gradation using a washed analysis conforming to the following as modified in CMM 8.60:  
 Gradation..... AASHTO T 27  
 Material finer than the No. 200 sieve..... AASHTO T 11
- (2) For 3-inch base, if 3 consecutive running average points for the percent passing the No. 200 sieve are 8.5 percent or less, the contractor may use an unwashed analysis. Wash at least one sample out of 10. If a single running average for the percent passing the No. 200 sieve exceeds 8.5 percent, resume washed analyses until 3 consecutive running average points are again 8.5 percent passing or less.
- (3) Maintain a separate control chart for each sieve size specified in standard spec 305 or standard spec 310 for each base aggregate size, source or classification, and type. Set control and warning limits based on the standard specification gradation limits as follows:
  1. Control limits are at the upper and lower specification limits.
  2. There are no upper warning limits for sieves allowing 100 percent passing and no lower control limits for sieves allowing 0 percent passing.
  3. Dense graded warning limits, except for the No. 200 sieve, are 2 percent within the upper and lower control limits. Warning limits for the No. 200 sieve are set 0.5 percent within the upper and lower control limits.
  4. Open graded warning limits for the 1-inch, 3/8-inch, and No. 4 sieves are 2 percent within the upper and lower control limits. Upper warning limits for the No. 10, No. 40, and No. 200 sieves are 1 percent inside the upper control limit.

### **B.6.2 Fracture**

- (1) Test fracture conforming to CMM 8.60. The engineer will waive fractured particle testing on quarried stone.

- (2) Maintain a separate fracture control chart for each base aggregate size, source or classification, and type. Set the lower control limit at the contract specification limit, either specified in another special provision or in table 301-2 of standard spec 301.2.4.5. Set the lower warning limit 2 percent above the lower control limit. There are no upper limits.

### **B.6.3 Liquid Limit and Plasticity**

- (1) Test the liquid limit and plasticity according to AASHTO T 89 and T 90.
- (2) Ensure the material conforms to the limits specified in standard spec table 301-2.

## **B.7 Corrective Action**

### **B.7.1 General**

- (1) Consider corrective action when the running average trends toward a warning limit. Take corrective action if an individual test exceeds the contract specification limit. Document all corrective actions both in the project records and on the appropriate control chart.

### **B.7.2 Placement Corrective Action**

- (1) Do not blend additional material on the roadbed to correct gradation problems.
- (2) Notify the engineer whenever the running average exceeds a warning limit. When two consecutive running averages exceed a warning limit, the engineer and contractor will discuss appropriate corrective action. Perform the engineer's recommended corrective action and increase the testing frequency as follows:
  1. For gradation, increase the QC testing frequency to at least one randomly sampled test per 1000 tons placed.
  2. For fracture, increase the QC testing frequency to at least one test per gradation test.
- (3) If corrective action improves the property in question such that the running average after four additional tests is within the warning limits, the contractor may return to the testing frequency specified in B.5.3. If corrective action does not improve the property in question such that the running average after four additional individual tests is still in the warning band, repeat the steps outlined above starting with engineer notification.
- (4) If the running average exceeds a control limit, material starting from the first running average exceeding the control limit and ending at the first subsequent running average inside the control limit is nonconforming and subject to pay reduction.
- (5) For individual test results significantly outside the control limits, notify the engineer, stop placing base, and suspend other activities that may affect the area in question. The engineer and contractor will jointly review data, data reduction, and data analysis; evaluate sampling and testing procedures; and perform additional testing as required to determine the extent of potentially unacceptable material. The engineer may direct the contractor to remove and replace that material. Individual test results are significantly outside the control limits if meeting one or more of the following criteria:
  1. A gradation control limit for the No. 200 sieve is exceeded by more than 3.0 percent.

2. A gradation control limit for any sieve, except the No. 200, is exceeded by more than 5.0 percent.
3. The fracture control limit is exceeded by more than 10.0 percent.

## **B.8 Department Testing**

### **B.8.1 General**

- (1) The department will conduct verification testing to validate the quality of the product and independent assurance testing to evaluate the sampling and testing. The department will provide the contractor with a listing of names and telephone numbers of all QV and IA personnel for the project, and provide test results to the contractor within two business days after the department obtains the sample.

### **B.8.2 Verification Testing**

#### **B.8.2.1 General**

- (1) The department will have an HTCP technician, or ACT working under a certified technician, perform QV sampling and testing. Department verification testing personnel must meet the same certification level requirements specified in B.2 for contractor testing personnel for each test result being verified. The department will notify the contractor before sampling so the contractor can observe QV sampling.
- (2) The department will conduct QV tests of each base aggregate size, source or classification, and type during placement conforming to the following:
  1. Perform one stockpile test from each source prior to placement.
  2. At least one random test per 30,000 tons, or fraction of 30,000 tons, placed.
- (3) The department will sample randomly, at locations independent of the contractor's QC work, collecting one sample at each QV location. The department will collect QV samples after the material has been bladed, mixed, and shaped but before compacting; except, for 3-inch aggregates or for a lift thickness of 3-inch or less, the department will collect samples at load-out. The department will split each sample, test half for QV, and retain half.
- (4) The department will conduct QV tests in a separate laboratory and with separate equipment from the contractor's QC tests. The department will use the same methods specified for QC testing.
- (5) The department will assess QV results by comparing to the appropriate specification limits. If QV test results conform to the specification, the department will take no further action. If QV test results are nonconforming, add the QV to the QC test results as if it were an additional QC test.

### **B.8.3 Independent Assurance**

- (1) Independence assurance is unbiased testing the department performs to evaluate the department's QV and the contractor's QC sampling and testing including personnel qualifications, procedures, and equipment. The department will perform an IA review

according to the department's independent assurance program. That review may include one or more of the following:

1. Split sample testing.
  2. Proficiency sample testing.
  3. Witnessing sampling and testing.
  4. Test equipment calibration checks.
  5. Reviewing required worksheets and control charts.
  6. Requesting that testing personnel perform additional sampling and testing.
- (2) If the department identifies a deficiency, and after further investigation confirms it, correct that deficiency. If the contractor does not correct or fails to cooperate in resolving identified deficiencies, the engineer may suspend placement until action is taken. Resolve disputes as specified in B.9.

### **B.9 Dispute Resolution**

- (1) The engineer and contractor should make every effort to avoid conflict. If a dispute between some aspect of the contractor's and the engineer's testing program does occur, seek a solution mutually agreeable to the project personnel. The department and contractor may review the data, examine data reduction and analysis methods, evaluate sampling and testing procedures, and perform additional testing. Use ASTM E 178 to evaluate potential statistically outlying data.
- (2) Production test results, and results from other process control testing, may be considered when resolving a dispute.
- (3) If the project personnel cannot resolve a dispute, and the dispute affects payment or could result in incorporating non-conforming product, the department will use third party testing to resolve the dispute. The department's central office laboratory, or a mutually agreed on independent testing laboratory, will provide this testing. The engineer and contractor will abide by the results of the third party tests. The party in error will pay service charges incurred for testing by an independent laboratory. The department may use third party test results to evaluate the quality of questionable materials and determine the appropriate payment. The department may reject material or otherwise determine the final disposition of nonconforming material as specified in standard spec 106.5.

### **C (Vacant)**

### **D (Vacant)**

### **E Payment**

- (1) Costs for all sampling, testing, and documentation required under this special provision are incidental to this work. If the contractor fails to perform the work required under this special provision, the department may reduce the contractor's pay. The department will administer pay reduction under the non-performance of QMP administrative item.

- (2) For material represented by a running average exceeding a control limit, the department will reduce pay according to CMM 8-10.5.2 for the affected Base Aggregate bid items listed in subsection A. The department will administer pay reduction under the Nonconforming QMP Base Aggregate Gradation or Nonconforming QMP Base Aggregate Fracture Administrative items. The department will determine the quantity of nonconforming material as specified in B.7.2.

stp-301-010 (20161130)

## **10. Reheating HMA Pavement Longitudinal Joints, Item 460.4110.S.**

### **A Description**

This special provision describes reheating the abutting edge of the previously compacted layer in the adjacent lane while paving mainline asphalt pavements.

### **B (Vacant)**

### **C Construction**

#### **C.1 Equipment**

Provide a self-contained heating unit that heats by convection only. Do not use forced air to enhance the flame. Provide a fireproof barrier between the flame and the heater's fuel source. The heater must produce a uniform distribution of heat within the heat box. Provide automatic controls to regulate the heater output and shutoff the heater when the paver stops or the heater control system loses power.

Mount the heater on the paver inside the paver's automatic leveling device.

#### **C.2 Reheating Joints**

Evenly reheat at least an 8 inch (200 mm) wide strip of the previously compacted layer in the adjacent lane as follows:

- Reheat the joint to within 60 degrees F (15 degrees C) of the mix temperature at the paver auger. Measure joint temperature immediately behind the heater.

The engineer may allow the required joint reheat temperatures to be cooler than specified to adjust for weather, wind, and other field conditions. Coordinate the heater output and paver speed to achieve the required joint reheat temperature without visible smoke emission.

### **D Measurement**

The department will measure Reheating HMA Pavement Longitudinal Joints by the linear foot acceptably completed as measured along each joint for each layer of asphalt placed.

### **E Payment**

The department will pay for measured quantities at the contract unit price under the following bid item:

ITEM NUMBER	DESCRIPTION	UNIT
460.4110.S	Reheating HMA Pavement Longitudinal Joints	LF

Payment is full compensation for all the work required under this bid item.  
460-015 (20140630)

## **11. HMA Pavement Percent Within Limits QMP.**

### **A Description**

This special provision describes the data collection, statistical analysis, and procedure used for determination of pay adjustments for HMA pavement using Percent Within Limits (PWL) specification methodology. Pay adjustments will be made for the properties of air voids and density.

This special provision describes PWL pay determination, providing and maintaining a contractor Quality Control Program, department Quality Verification Program, required sampling and testing, dispute resolution, corrective action, pavement density, and payment for HMA pavements. Pay is determined by statistical analysis performed on contractor and department results conducted according to the Quality Control Program and Quality Verification Program as specified in standard spec 460 and modified here within.

The Quality Management Program (QMP) detailed in standard spec 460.2.8 is supplemented by this article.

### **B Materials**

Conform to the requirements of standard specs 450, 455, and 460 except where superseded by this special provision. The department will allow only one mix design for each type of mix required for the project unless approved by the engineer. The use of more than one mix design for each HMA pavement layer will require the contractor to construct a new test strip.

*Replace standard spec 460.2.8.2.1.3.1 for contracts with 5000 Tons of Mixture or Greater with the following Contracts under Percent Within Limits to require a 3-way split, modify retained sample procedure, add ignition oven for AC determination for information, and modify lot and subplot sizes:*

#### **460.2.8.2.1.3.1 Contracts under Percent within Limits**

(1) Furnish and maintain a laboratory at the plant site fully equipped for performing contractor QC testing. Have the laboratory on-site and operational before beginning mixture production.

(2) Obtain random samples and perform tests according to Appendix A Test Methods & Sampling for PWL QMP HMA Pavements. Obtain HMA mixture samples from trucks at the plant. The QV-split acts as the QC sample for a subplot where a QV sample is taken. For the subplot in which a QV sample is collected, the QC sample shall be discarded, and the QC team shall test the QV-split in its place.

(3) The department will retain the split portion(s) of the contractor HMA mixture and blended aggregate samples. The department will take possession of retained samples collected to date each day QV samples are collected. Samples shall be labeled in accordance with

Appendix A. Additional handling instructions for retained samples are found in CMM 8-36.

(4) Use the test methods identified below, or other methods the engineer approves, to perform the following tests at a frequency greater than or equal to that indicated:

Blended aggregate gradations:

Field extraction by CMM 8-36 WisDOT Test Method or ignition oven according to AASHTO T 308.

Asphalt content (AC) in percent

AC by calculation.

AC by nuclear gauge reading, optional.

AC by inventory, optional.

AC by ignition oven according to AASHTO T 308 (required, but informational only)

Bulk specific gravity of the compacted mixture according to AASHTO T166.

Maximum specific gravity according to AASHTO T209.

Air voids ( $V_a$ ) by calculation according to AASHTO T269.

VMA by calculation according to AASHTO R35.

(5) Test each design mixture at a frequency of 1 test per 750 tons of mixture produced and placed on the project. Add a random sample for any fraction of 750 tons at the end of a project. Lot size shall consist of 3750 tons with sublots of 750 tons. Partial lots with less than three subplot tests shall be included into the previous lot. Lots for PWL Air voids may include areas other than the main travel lane which may include shoulders, bypass/turn lanes, etc. as specified in the plan. Lot sizes for PWL Density and PWL Air Voids will not match in size.

(6) Also conduct field tensile strength ratio tests according to ASTM D4867 on all mixtures requiring an antistripping additive. Test each full 50,000 ton production increment, or fraction of an increment, after the first 5000 tons of production. Perform required increment testing in the first week of production of that increment. If field tensile strength ratio values are either below the spec limit or less than the mixture design JMF percentage value by 20 or more, notify the engineer. The engineer and contractor will jointly determine a corrective action.

*Delete standard spec 460.2.8.2.1.5 and 460.2.8.2.1.6*

*Replace standard spec 460.2.8.2.1.7 Corrective Action with the following to add stop criteria and individual test tolerances:*

#### **460.2.8.2.1.7 Corrective Action**

(1) Material must conform to the following action limits based on individual QC and QV test results (tolerances relative to JMF):



ITEM	ACTION LIMITS	CONFORMANCE LIMITS
Percent passing given sieve:		
37.5-mm	+/- 8.0	
25.0-mm	+/- 8.0	
19.0-mm	+/- 7.5	
12.5-mm	+/- 7.5	
9.5-mm	+/- 7.5	
2.36-mm	+/- 7.0	
75-µm	+/- 3.0	
Asphaltic content in percent	- 0.5	
Air Voids		- 1.0 & +2.0
VMA in percent <sup>[1]</sup>	- 0.5	-1.0

<sup>[1]</sup> VMA limits based on minimum requirement for mix design nominal maximum aggregate size in table 460-1.

<sup>(2)</sup> QV test results will be determined for air voids, VMA, Gmm, and Gmb, and AC Content

<sup>(3)</sup> If any individual test results fall outside the action limits, notify the engineer, investigate the cause, and take corrective action to return to within limits. If two consecutive test results fall outside the action limits, stop production. Production may not resume until approved by the engineer. An additional QV sample may be collected upon resuming production, at the discretion of the engineer. Any additional QV tests must meet the tolerances of the action limits or be subject to additional stoppage and/or remove and replace.

<sup>(4)</sup> For any additional tests outside the random number testing conducted for density or volumetrics, the data collected will not be entered into PWL calculations. However, additional QV testing shall meet the tolerances for material acceptance as specified in the Standard Specification and this document. If additional density data identifies nonconforming material, proceed in accordance with CMM 8-15.11.

<sup>(5)</sup> Remove and replace nonconforming material at no additional expense to the department. The engineer may allow nonconforming material to remain in place. The department will pay for the nonconforming HMA Pavement that remains in place at 50 percent of the contract price. Nonconforming material is defined as individual QC or QV tests resulting in material outside of the conformance limits or a PWL value < 50.

*Delete standard spec 460.2.8.2.2*

*Replace standard spec 460.2.8.3.1.2 with the following:*

<sup>(1)</sup> The department will provide at least one HTCP-certified HMA technician, certified at a level appropriate for sampling and mixture production control testing, to observe QV sampling of project mixtures.

<sup>(2)</sup> Under departmental observation, a contractor HMA technician certified at a level appropriate for sampling and mixture production control testing will collect and split samples.

(3) For QV testing, a department HMA technician certified at a level appropriate for sampling and mixture production control testing will ensure that all sampling is performed correctly and conduct testing, analyze test results, and post resulting data.

(4) The department will make an organizational chart available at the testing laboratory and to the contractor before mixture production begins. The department's chart will include names, telephone numbers, and current certifications of all QV testing personnel. The department will update the chart with appropriate changes, as they become effective.

*Replace standard spec 460.2.8.3.1.4 with the following to require and explain 3-way split testing, add ignition oven for QV tests, and define QV frequency.*

(1) HTCP-certified department personnel will obtain random samples by directly supervising HTCP-certified contractor personnel sampling from trucks at the plant. Sample size must be adequate to run the appropriate required tests in addition to one set of duplicate tests that may be required for dispute resolution (i.e., retained). This requires sample sizes which accommodate a three-way split for all random sampling per subplot. All QC samples shall provide the following: QC, QC-split, and QC-retained. All QV samples shall provide the following: QV, QV-split, and QV-retained. The contractor shall take possession and test the QC and QV-split portions. The engineer will observe the splitting and take possession of the samples intended for QV testing (i.e., QV and QC-split) and the retained portions. Additional sampling details are found in Appendix A.

(2) The department will verify product quality using the test methods enumerated here in 460.2.8.3.1.4(2), other engineer-approved methods, or other methods the industry and department HMA technical team recognizes. The department will identify test methods before construction starts and use only those methods during production of that material unless the engineer and contractor mutually agree otherwise.

(3) The department will perform all testing conforming to the following standards:

Bulk specific gravity (Gmb) of the compacted mixture according to AASHTO T166.

Maximum specific gravity (Gmm) according to AASHTO T209.

Air voids (Va) by calculation according to AASHTO T269.

VMA by calculation according to AASHTO R35.

AC by ignition oven according to AASHTO T 308 (required, but informational only)

(4) The department will randomly test each design mixture at the minimum frequency of one test for each lot (Normal lot size is 3750 tons).

*Delete standard spec 460.2.8.3.1.6*

*Replace standard spec 460.2.8.3.1.7 Dispute Resolution with the following Data Acceptance for Volumetrics to define statistical analysis and dispute resolution process:*

#### **460.2.8.3.1.7 Data Acceptance for Volumetrics**

(1) Acceptance of test data for pay determination will be contingent upon test results from both the contractor (QC) and the department (QV). Statistical analysis will be conducted on

maximum specific gravity (Gmm) and bulk specific gravity (Gmb) data. The analysis determines the appropriate Gmm and Gmb to be used to calculate air voids. If either Gmm or Gmb result in non-comparable data as described in 460.2.8.3.1.7(2), the subsequent testing will be performed for both parameters.

(2) The engineer, upon completion of the lot, will compare the variances (F-test) and the means (t-test) of the verification test results with the quality control test results. If the F- and t-tests report comparable, the QC and QV data sets are determined to be statistically similar and QC data will be used to calculate air voids which in turn are used for PWL and pay adjustment calculations. If the F- and t-tests result in non-comparable data, proceed to the *dispute resolution* steps found below. Dispute resolution via further investigation is as follows:

[1] The QV-retained portion of the split from the most recent lot in the analysis window (specifically the subplot which triggered the warning that variances or means do not compare) shall be referee tested by the bureau's AASHTO accredited laboratory and certified personnel. This referee test result will replace the QV data of the subplot.

[2] A secondary statistical analysis shall be conducted inclusive of the referee test result. If The F- and t-tests now indicate that variances and means compare, no further testing is needed for the lot as QC data is determined to be appropriate to carry forward into subsequent calculations.

[3] If, however, the secondary statistical analysis inclusive of the referee test result yields an F- or t-test indicating non-comparable variances or means, the QC-splits will be tested by the department's regional lab for the remaining 4 sublots of the lot which generated the warning. This data shall be used with the initial referee test result in subsequent calculations.

[4] The contractor may choose to *dispute* the QC-split data collected on a lot basis. In this event, the QC-retained portion of each subplot shall be referee tested by the bureau's AASHTO accredited laboratory and certified personnel and the referee test results will supersede the regional results for the disputed lot. Dispute resolution testing shall include both Gmm and Gmb, i.e., not solely the individual parameter causing the warning.

[5] If the referee testing results in an increased calculated pay factor, the department will absorb the cost of the additional referee testing.

[6] If the additional referee testing of a disputed lot results in a lower calculated pay factor, the contractor pays for the additional referee testing.

[7] The cost of referee testing is \$2000/lot.

(3) The department will notify the contractor of the referee test results within 3 working days after receipt of the samples by the bureau's AASHTO accredited laboratory. The intent is to provide referee test results within approximately 7 calendar days from completion of the lot.

(4) The department will determine mixture conformance and acceptability by analyzing referee test results, reviewing mixture project data, and inspecting the completed pavement all according to Standard Spec, this document, and accompanying Appendices.

(5) Nonconforming mix (i.e., resulting in a PWL value less than 50 or not meeting the requirements of 460.2.8.2.1.7 as modified here within) may be subject to remove and replace, at the discretion of the engineer. Replacement may be conducted on a subplot basis. If an entire PWL subplot is removed and replaced, the test results of the newly placed material

shall replace the original data for the subplot. Any remove and replace shall be performed at no additional cost to the department. If the engineer approves the nonconforming material to remain in place, it will be paid at 50% of the HMA Pavement contract price. (See the *About* worksheet of the WisDOT PWL Analysis Template for additional information regarding Dispute Resolution.)

*Delete standard spec 460.2.8.3.1.8 Corrective Action.*

## **C Construction**

*Replace standard spec 460.3.3.2 Pavement Density Determination with the following to define lot sizes and locations of density testing:*

### **460.3.3.2 Pavement Density Determination**

- (1) The engineer will determine the target maximum density using department procedures described in [CMM 8-15](#). The engineer will determine density as soon as practicable after compaction and before placement of subsequent layers or before opening to traffic.
- (2) Do not re-roll compacted mixtures with deficient density test results. Do not operate continuously below the specified minimum density. Stop production, identify the source of the problem, and make corrections to produce work meeting the specification requirements.
- (3) A lot is defined as 7500 lane feet with sublots of 1500 lane feet (excluding shoulder, even if paved integrally) and placed within a single layer for each location and target maximum density category indicated in [table 460-3](#). The contractor is required to complete 15 QC tests per complete lot (3 randomly per subplot) and the department will randomly conduct one (1) QV test per subplot. A partial quantity less than 1500 lane feet will be included with the previous subplot at the end of the project. Partial lots with less than three sublots shall be included into the previous lot. [Exclusions such as shoulders and appurtenances shall be tested in accordance with CMM 8-15. However, all acceptance testing of shoulders and appurtenances will be conducted by the department.]
- (4) The three QC locations per subplot will represent the outside, middle, and inside of the paving lane (i.e., the lane width will be divided into thirds as shown in Appendix A and random numbers will be used to identify the specific transverse location within each third in accordance with CMM 8-15). Each location will be measured with two one-minute gauge readings oriented 180 degrees from one another, in the same footprint as detailed in Appendix A. Each location will be the average of the two readings. If the two readings exceed 1.0 lb/ft<sup>3</sup> of one another, a third reading shall be conducted at either orientation. In this event, all three readings shall be averaged, discard the initial of the three readings which falls farthest from the average value and then average the remaining two values to represent the location for the gauge. Multiple locations are not to be averaged together.
- (5) QV nuclear testing will consist of a randomly selected location per subplot. The QV is also comprised of two one-minute readings, averaged as described in (4) above.
- (6) A certified nuclear density technician shall locate samples and perform the testing. The responsible certified technician shall ensure that sample location and testing is performed correctly, analyze test results, and provide density results to the contractor weekly, at the completion of each lot.

*Replace standard spec 460.3.3.3 Waiving Density Testing with Acceptance of Density Data to define statistical analysis and dispute resolution:*

#### **460.3.3.3 Acceptance of Density Data**

- (1) Acceptance of test data for pay determination will be contingent upon test results from both the contractor (QC) and the department (QV).
- (2) The engineer, upon completion of the lot, will compare the variances (F-test) and the means (t-test) of the verification test results with the quality control test results. If the F- and t-tests indicate variances and means compare, the QC and QV data sets are determined to be statistically similar and QC data will be used for PWL and pay adjustment calculations.
- (3) If the F- and t-tests indicate variances and means compare, QC data is determined to be appropriate to carry forward into subsequent calculations. If the F- and t-tests indicate variances or means do not compare, the QV data will be used for subsequent calculations.
- (4) The department will determine mixture density conformance and acceptability by analyzing test results, reviewing mixture project data, and inspecting the completed pavement all according to Standard Spec, this document, and accompanying Appendices.
- (5) Nonconforming mix (i.e., resulting in a PWL value less than 50 or not meeting the requirements of 460.3.3.1) may be subject to remove and replace, at the discretion of the engineer. Replacement may be conducted on a subplot basis. If an entire PWL subplot is removed and replaced, the test results of the newly placed material shall replace the original data for the subplot. Any remove and replace shall be performed at no additional cost to the department. If the engineer approves the nonconforming material to remain in place, it will be paid for at 50% of the HMA Pavement contract price.

#### **D Measurement**

The department will measure the HMA Pavement bid items acceptably completed by the ton as specified in standard spec 450.4 and as follows in standard spec 460.5 as modified here within.

#### **E Payment**

*Replace standard spec 460.5.2 HMA Pavement with the following to add payment for PWL:*

#### **460.5.2 HMA Pavement**

##### **460.5.2.1 General**

- (1) Payment for HMA Pavement Type LT, MT, HT, and SMA mixes is full compensation for providing HMA mixture designs; for preparing foundation; for furnishing, preparing, hauling, mixing, placing, and compacting mixture; for QMP testing and aggregate source testing; for warm mix asphalt additives or processes; for stabilizer, hydrated lime and liquid antistripping agent, if required; and for all materials including asphaltic materials.
- (2) If provided for in the plan quantities, the department will pay for a leveling layer, placed to correct irregularities in an existing paved surface before overlaying, under the pertinent paving bid item. Absent a plan quantity, the department will pay for a leveling layer as extra work.

#### 460.5.2.2 Calculation of Pay Adjustment for HMA Pavement using PWL

<sup>(1)</sup> Pay adjustments will be calculated using a unit price of 65 dollars per ton of HMA pavement. The analysis template, including data, will be provided to the contractor by the department as soon as practicable upon completion of each lot. The department will pay for measured quantities of mix based on the unit price multiplied by the following pay adjustment calculated in accordance with the *Calculations* worksheet of the WisDOT PWL Analysis Template:

<b>PAY FACTOR FOR HMA PAVEMENT AIR VOIDS &amp; DENSITY</b>	
<i>PERCENT WITHIN LIMITS</i>	<i>PAYMENT FACTOR, PF</i>
<i>(PWL)</i>	<i>(percent of contract price)</i>
> 90 to 100	$PF = ((PWL - 90) * 0.4) + 100$
≥ 50 to 90	$(PWL * 0.5) + 55$
< 50	50% <sup>[1]</sup>

where PF is calculated per air voids and density, denoted PF<sub>air voids</sub> & PF<sub>density</sub>

<sup>[1]</sup> Any material resulting in PWL value of 50 or less shall be removed and replaced unless the engineer allows for such material to remain in place. In the event the material remains in place, it will be paid at 50% of the above stated unit price of 65 dollars per ton of HMA pavement.

For air voids, PWL values will be calculated using lower and upper specification limits of 2.0 and 4.3 percent, respectively.. Lower specification limits for density shall be in accordance with Table 460-3. Pay adjustment will be determined on a lot basis and will be computed as shown in the following equation.

$$\text{Pay Adjustment} = (PF - 100) / 100 \times (WP) \times (\text{tonnage}) \times (\text{unit price})$$

The following weighted percentage (WP) values will be used for the corresponding parameter:

<u>Parameter</u>	<u>WP</u>
Air Voids	0.5
Density	0.5

Individual Pay Factors for each air voids (PF<sub>air voids</sub>) and density (PF<sub>density</sub>) will be determined. PF<sub>air voids</sub> will be multiplied by the total tonnage produced, and PF<sub>density</sub> will be multiplied by the tonnage used to pave the mainline only (i.e., excluding shoulder) as calculated in accordance with CMM 8-15.

The department will pay incentive for air voids and density under the following bid items:

ITEM NUMBER	DESCRIPTION	UNIT
460.2005	Incentive Density PWL HMA Pavement	DOL
460.2010	Incentive Air Voids HMA Pavement	DOL

The department will administer disincentives under the Disincentive Density HMA Pavement and the Disincentive Air Voids HMA Pavement administrative items.

Note: PWL value determination is further detailed in the *Calculations* worksheet of the WisDOT PWL Analysis Template.  
bts-PWL QMP (20161215)

## **12. Survey Monument Coordination.**

The contractor is to notify the Northeast Regional Survey Coordinator, Cormac McInnis 920-492-5638, at least 30 days prior to the beginning of construction activities. The Regional Survey Coordinator will then make the arrangements to have the Public Land Survey Monument and Landmark Reference Monuments tied out.

After the majority of construction is complete (prior to restoration) the contractor is again to notify the Survey Coordinator that the site is ready for the replacement of the monuments. The Survey Coordinator will then make arrangements to have the Public Land Survey Monument and Landmark Reference Monuments reset.  
(NER14-0429)

## **13. Traffic Control.**

Perform this work in accordance to the requirements of standard spec 643, and as shown on the plans or as approved by the engineer, except as hereinafter modified.

Submit to engineer for approval a detailed traffic control plan for any changes to the proposed traffic control detail as shown on the plans. Submit this plan ten (10) days prior to the preconstruction conference.

Provide 24 hours-a-day availability of equipment and forces to expeditiously restore lights, signs, or other traffic control devices that are damaged or disturbed. The cost to maintain and restore the above items shall be considered incidental to the item as bid and no additional payment will be made therefore.

Supply the name and telephone number of a local contact person for traffic control repair before starting work.

Have available at all times sufficient experienced personnel to promptly install, remove and reinstall the required traffic control devices to route traffic during the construction operations.

The turning of traffic control devices when not in use to obscure the message will not be allowed under this contract.

Obtain prior approval from the engineer for the location of egress and ingress for construction vehicles to prosecute the work.

Cover existing signs which conflict with traffic control as directed by the engineer.

Conduct operations in such a manner that causes the least interference and inconvenience to the free flow of vehicles on the roadways. This includes the following:

- a. Do not park or store any vehicle, piece of equipment, or construction materials on the right of way without approval of the engineer.
- b. All construction vehicles and equipment entering or leaving live traffic lanes shall yield to through traffic.
- c. Equip all vehicles and equipment entering or leaving the live traffic lanes with a hazard identification beam (flashing yellow signal) capable of being visible on a sunny day when viewed without the sun directly on or behind the device from a distance of 1000 feet. Activate the beam when merging into or exiting a live traffic lane.

Do not disturb, remove or obliterate any traffic control signs, advisory signs, shoulder delineators or beam guard in place along the traveled roadways without the approval of the engineer. Immediately repair or replace any damage done to the above during the construction operations at contractor expense.

The traffic requirements are subject to change at the direction of the engineer in the event of an emergency.  
(NER09-1119)

## **14. Temporary Portable Rumble Strips, Item 643.0310.S.**

### **A Description**

This special provision describes providing, relocating, maintaining, and removing temporary portable rumble strips.

### **B Materials**

Furnish RoadQuake2 or Roadquake2F temporary portable rumble strips, by Plastic Safety Systems. Do not use alternate products or methods without preapproval by the Bureau of Traffic Operations.

### **C Construction**

#### **C.1 Placement**

Provide rumble strips where the plans show or the engineer directs as follows:

1. Before placing rumble strips, clean the roadway of sand and other materials that may cause slippage.
2. Place one end of the rumble strips 6 inches from the roadway centerline. Extend the strips perpendicular to the direction of travel. Ensure strips lay flat on the roadway surface.



- Only one series of rumble strips, placed before the first work zone, is required per direction of travel for multiple work zones spaced 1 mile or less apart. Work zones spaced greater than 1 mile apart require a separate series of rumble strips.

## **C.2 Maintenance**

Maintain rumble strips as follows:

- If rumble strips slide, become out of alignment, or are no longer in the wheel path of approaching vehicles during the work period, thoroughly clean both sides of the rumble strips and reset on a clean roadway.
- Repair or replace damaged rumble strips immediately.

## **D Measurement**

The department will measure temporary portable rumble strips as a single lump sum unit of work acceptably completed.

## **E Payment**

The department will pay for measured quantities at the contract unit price under the following bid item:

ITEM NUMBER	DESCRIPTION	UNIT
643.0310.S	Temporary Portable Rumble Strips	LS

Payment is full compensation for providing, relocating, maintaining or replacing, and removing temporary portable rumble strips.

stp-643-020 (20161130)

# **15. Pavement Marking Grooved Wet Reflective Epoxy 4-Inch, Item 646.2304.S; Pavement Marking Grooved Wet Reflective Epoxy 8-Inch, Item 646.2308.S.**

## **A Description**

This special provision describes furnishing, grooving, and installing wet reflective epoxy pavement marking as shown on the plans, in accordance with standard spec 646, and as hereinafter provided.

## **B Materials**

Furnish a 20 mils application of an epoxy binder pavement marking, from the Wisconsin's Approved Products List, in a grooved slot. Provide a double drop system of 5.3 pounds per gallon of wet reflective elements from Wisconsin's Approved Products List and Utah Performance beads mixture at a drop rate of 12-22 pounds per gallon.

*Replace standard spec 646.2.3 (1) with the following:*

Furnish Utah Performance beads with the following gradation:

### **Utah Bead Gradation**

US Mesh	Percent Passing (ASTM D1214)
---------	------------------------------

18	65-80
20	
25	
30	30-50
40	
50	0-5

Beads **shall** achieve a minimum of 275 mcd (dry reading), initial for white and 180 mcd (dry reading) for yellow.

## **C Construction**

### **C.1 General**

For quality assurance, provide the project engineer and the region's Marking Section evidence of manufacturer training in the proper placement and installation of the grooved wet reflective epoxy.

Plane the grooved lines in accordance with details in the plan. Use grooving equipment with a free-floating, independent cutting or grinding head. Plane a minimum number of passes to create a smooth groove. Remove lane line and center line pavement markings during the grooving process.

### **C.2 Groove Depth**

Cut the groove to a depth of 80 mils  $\pm 10$  mils from the pavement surface. The department may periodically check groove depths.

### **C.4 Groove Width – Longitudinal Markings**

Cut the groove 1 inch wider than the width of the pavement marking.

### **C.5 Groove Position**

Position the groove edge in accordance with Standard Detail Drawing Pavement Marking (Mainline). If necessary, groove a minimum of 4 inches from both ends of the pavement marking segment. Achieve straight alignment with the grooving equipment.

### **C.6 Groove Cleaning**

#### **C.6.1 Concrete**

Cooling the cutting head with water may be necessary for some applications and equipment. If cooling water is necessary, flush the groove immediately with high-pressure water after cutting to remove any build-up of cement dust and water slurry. If this is not done, the slurry may harden in the groove.

If water is used in the grooving process, allow the groove to dry a minimum of 24 hours after groove cleaning, and prior to pavement marking application. The groove surface shall be clean and dry before applying the marking. Use a high-pressure air blower with at least 185 ft<sup>3</sup>/min air flow and 120 psi air pressure to clean the groove.

#### **C. 6.2 Asphalt**

Groove pavement five or more days after paving.

If opening to traffic an asphalt lane that is not grooved, place temporary pavement marking. For asphalt lanes not open to traffic, temporary pavement marking is not required.

Check for structural integrity in supporting grooving operations. If the structural integrity of the asphalt pavement is inadequate to support grooving operations, immediately notify the engineer.

Use a high-pressure air blower with at least 185 ft<sup>3</sup>/min air flow and 90 psi air pressure to clean the groove.

#### **D Measurement**

The department will measure Pavement Marking Grooved Wet Reflective Epoxy (width) bid items by the linear foot of line, acceptably completed.

The department will measure Pavement Marking Grooved Contrast Wet Reflective Epoxy (width) bid items by the linear foot of line, acceptably completed.

#### **E Payment**

The department will pay for measured quantities at the contract unit price under the following bid items:

ITEM NUMBER	DESCRIPTION	UNIT
646.2304.S	Pavement Marking Grooved Wet Reflective Epoxy 4-Inch	LF
646.2308.S	Pavement Marking Grooved Wet Reflective Epoxy 8-Inch	LF

Payment is full compensation for cleaning and preparing the pavement surface; furnishing and installing the epoxy, 3M elements and beads; and for removing existing or temporary marking, if necessary.

stp-646-024 (20170227)

### **16. Locating No-Passing Zones, Item 648.0100.**

For this project, the spotting sight distance in areas with a 55 mph posted speed limit is 0.21 miles (1108 feet).

648-005 (20060512)

### **17. HMA Percent Within Limits (PWL) Test Strip, Item SPV.0060.01.**

#### **A Description**

This special provision describes the Hot Mix Asphalt (HMA) density and volumetric testing tolerances required for an HMA test strip. An HMA test strip is required for projects constructed under HMA Percent Within Limits QMP. A test strip is required for each pavement layer. Each project is restricted to a single mix design for each mix type required (e.g., upper layer and lower layer may have different mix type specified).

## **B (Vacant)**

## **C Construction**

### **C.1 Test Strip**

Notify the department at least 48 hours in advance of construction of the test strip. On the first day of production of each new mix design requiring a test strip, produce approximately 750 ton of HMA and cease production until the required testing is completed. Test strips shall be located in a section of the roadway to allow a representative (i.e. not a ramp or shoulder, etc.) rolling pattern.

#### **C.1.1 Sampling and Testing Intervals**

Laboratory testing will be conducted from a three-way split sample, with portions designated for QC, QV, and retained. Required field tests include contractor quality control (QC) and department quality verification (QV) nuclear density gauge tests and pavement coring.

During production for the test strip, HMA mixture samples shall be obtained from trucks prior to departure from the plant. Three four-way split samples shall be collected during the production of test strip material. Sampling and splitting shall be in accordance with Appendix C: *Sampling for WisDOT PWL QMP*. These three samples shall be randomly selected from the following production intervals and will be identified by the engineer:

<u><b>Sample Number</b></u>	<u><b>Production Interval (tons)</b></u>
<u>1</u>	<u>50-250</u>
<u>2</u>	<u>251-500</u>
<u>3</u>	<u>501-750</u>

The engineer will identify two zones in which gauge/core correlation is to be performed. These two zones will be randomly selected within each of two density sublots of the 750 ton test strip. Test strip sublots 1 and 2 are identified as between 50-400 tons and 401-750 tons, respectively. Each zone shall consist of five locations across the mat as identified in Appendix A. The following shall be determined at each of the five locations within both zones:

- two one-minute nuclear density gauge readings for QC team\*
- two one-minute nuclear density gauge readings for QV team\*
- pavement core sample

\*If the two readings exceed 1.0 lb/ft<sup>3</sup> of one another, a third reading shall be conducted at either orientation. In this event, all three readings shall be averaged, discard the initial of the three readings which falls farthest from the average value and then average the remaining two values to represent the location for the gauge.

Both the QV and QC teams shall have two nuclear density gauges present for correlation at the time the test strip is constructed. The above testing shall be conducted in accordance

with Appendix A: *Test Methods & Sampling for PWL QMP HMA Pavements*. All test reports shall be submitted to the department upon completion, and approved before paving resumes.

#### **C.1.1.1 Field Tests**

Daily standardization of gauges on reference blocks and a reference site shall be performed in accordance with CMM 8-15. Nuclear gauge readings and pavement cores shall be used to determine nuclear gauge correlation in accordance with Appendix A. The two readings per location per gauge shall be averaged. The readings for the five locations across the mat for each of two zones shall be provided to the engineer. The engineer will analyze the readings of each gauge relative to the densities of the cores taken at each location. The engineer will determine the average difference between the nuclear gauge density readings and the measured core densities to be used as a constant offset value. This offset is to be used to adjust raw density readings for the specific gauge for the remainder of the project and shall appear on the density data sheet along with gauge and project identification. An offset is specific to the mix and layer, and therefore a separate value shall be determined for each layer of each mix of the project. This constitutes correlation of that individual gauge. Each team must have two gauges correlated at the time of the test strip. Any data collected by a team without an acceptable gauge (i.e., correlated during test strip) will not be accepted.

The contractor is responsible for coring of the pavement. Coring and filling of core holes must be approved by the engineer. The QV team is responsible for the labeling and safe transport of the cores from the field to the QC laboratory. Testing of cores shall be conducted by the contractor and witnessed by department personnel. The contractor is responsible for drying the cores following testing. The department will take possession of cores following initial testing and will be responsible for any verification testing.

Each core 100 or 150 mm (4 or 6 inches) in diameter shall be taken at locations identified in Section C.1.1 [Appropriate core diameter shall be selected based on layer thickness and shall be decided at the prepave meeting and remain consistent for the duration of the project.] Each random core shall be full thickness of the layer being placed. Thoroughly dry cores obtained from the mat in accordance with ASTM D 7227 prior to using specimens for in-place density determination in accordance with AASHTO T 166.

Fill all core holes with non-shrink grout or HMA. When using rapid hardening mortar or concrete, remove all water from the core holes prior to filling. Mix the mortar or concrete in a separate container prior to placement in the hole. If HMA is used, fill all core holes with hot-mix matching that day's production mix type at that day's compaction temperature +/- 20F. The core holes shall be dry and coated with tack before filling, filled with a minimum of two layers (single layer allowed for pavement layers  $\leq 2$  inches in thickness), and compacted with a Marshall hammer or similar tamping device using approximately 50 blows per layer. The finished surface shall be flush with the pavement surface. Any deviation in the surface of the filled core holes greater than 1/4 inch at the time of final inspection will require removal of the fill material to the depth of the layer thickness and replacement.

All laboratory and field testing associated with the test strip shall be completed the same day as paving of the test strip. All test reports shall be submitted to the department upon completion, and approved before paving resumes. The department will notify the contractor by the end of the day regarding approval to proceed with paving beyond the test strip.

### C.1.1.2 Laboratory Tests

Material shall be collected from trucks at the plant according to the frequency described in section C.1.1 above. Sample sizes shall be consistent with the minimums for a three-way split as shown below:

Mixture NMAS	Sample Size
$\leq 12.5\text{mm}$ (1/2")	105 lb
19.0mm - 25.0mm (3/4" – 1")	150 lb
$\geq 37.5\text{mm}$ ( 1-1/2")	240 lb

Bulk specific gravities shall be determined for cores in accordance with AASHTO T 166. The bulk specific gravity values determined from field cores shall be used to calculate a correction factor (i.e., offset) for the QC and QV nuclear density gauges to be used throughout the remainder of the project. QC and QV teams may wish to scan with additional gauges at the locations detailed in C.1.1 above, as only gauges used during the test strip correlation phase will be allowed on the remainder of the project.

### C.2 Acceptance

Conform to the following limits based on individual QC and QV test results (tolerances based on initial JMF/mix design):

ITEM	CONFORMANCE LIMITS
Percent passing given sieve:	
37.5-mm	+/- 8.0
25.0-mm	+/- 8.0
19.0-mm	+/- 7.5
12.5-mm	+/- 7.5
9.5-mm	+/- 7.5
2.36-mm	+/- 7.0
75- $\mu\text{m}$	+/- 3.0
Asphaltic content in percent	- 0.5
Air Voids	-1.0 & +2.0
VMA in percent <sup>[1]</sup>	- 1.0
Maximum specific gravity	+/- 0.024

1.

2. <sup>[1]</sup> VMA limits based on minimum requirement for mix design nominal maximum aggregate size in table 460-1.

3.

QV test results will be determined for air voids and VMA, Gmm, and Gmb, and AC Content.

Compact all layers of test strip HMA mixture to the applicable density shown in the following table:

<u>MIXTURE TYPE</u>		
LAYER	LT & MT	HT
LOWER	93.0 <sup>[1]</sup>	93.0 <sup>[2]</sup>
UPPER	93.0	93.0

4. <sup>[1]</sup> Minimum reduced by 2.0 percent for a lower layer constructed directly on crushed aggregate or recycled base courses.
5. <sup>[2]</sup> Minimum reduced by 1.0 percent for lower layer constructed directly on crushed aggregate or recycled base courses.

Differences between the QC and QV split sample test results are acceptably identified by conducting a paired t-test in accordance with the WisDOT PWL Analysis Template.

If QC and QV test results do not correlate as determined by the paired t-test, the retained split sample will be tested by the bureau's AASHTO accredited laboratory and certified personnel as a referee test. Any referee test results will be used for subsequent calculations and material acceptance. Additional investigation shall be conducted to identify the source of the difference between QC and QV data. QV or referee data will be used to determine material acceptance and pay.

Nuclear density gauges are acceptable for use on the project only if correlation is completed for that gauge during the time of the test strip and the department issues documentation of acceptance stating the correlation offset value specific to the gauge and the mix design. The documentation must accompany the gauge any time the gauge appears on the project and the department may confirm at any time that the offset value being used matches that documented.

The core densities collected from the 10 locations of the test strip and the QV results from the three split samples will be used to determine material acceptance and pay. The PWL value is calculated in accordance with Appendix A.

A PWL value for air voids and density shall be calculated after completion of the testing. An acceptable test strip is defined as the individual PWL values for air voids and density are both above 75 or the average of the two are above 80. Full production may not continue until an acceptable test strip has been completed. If a PWL value on the test strip is below 50, the material is considered nonconforming and the test strip is unacceptable. If the material is allowed to remain in place, a second test strip shall be constructed. If the material is determined to be removed and replaced, a new test strip will replace the previous one at no additional cost to the department. If a PWL value is between 50 and 75, the material is considered conforming, although a second test strip will need to be constructed. If the second test strip is not acceptable as defined above, it shall be removed and replaced. A maximum

of two test strips may be left in place on the project. Additional guidance on test strip and material acceptance is found in Appendix A.

PWL Value	Test Strip & Material Acceptance
$\geq 75$ (individual) & 80 (combined)	Material conforms, Test Strip is acceptable
$50 \leq \text{PWL} < 75$	Material conforms, Test Strip is not acceptable*
$< 50$	Material nonconforming, may be removed & replaced, Test Strip not acceptable*

\* A maximum of two test strips may be left in place on the project.

#### D Measurement

The department will measure HMA Percent Within Limits (PWL) Test Strip as each unit of work, acceptably completed as passing the required air void, VMA, asphalt content, gradation, and density tests for a Test Strip only. Material quantities shall be determined in accordance with standard spec 450.4 and detailed here within.

#### E Payment

The department will pay for measured quantities at the contract unit price under the following bid item:

ITEM NUMBER	DESCRIPTION	UNIT
SPV.0060.01	HMA Percent Within Limits (PWL) Test Strip	EACH

Payment for HMA Percent Within Limits (PWL) Test Strip is full compensation for providing HMA mixture designs; for preparing foundation; for volumetric and density testing and aggregate source testing; for asphalt binder from recycled sources, and for warm mix asphalt additives or processes. Acceptable HMA mixture placed on the project as part of the test strip will be compensated by the appropriate HMA Pavement bid item.

This item is intended to compensate the contractor for the construction of the test strip for projects paved under the HMA Pavement Percent Within Limits QMP article.

Pay adjustments will be calculated using a unit price of 65 dollars per ton of HMA pavement. The department will pay for measured quantities of mix based on the unit price multiplied by the following pay adjustment calculated in accordance with Appendix A:

#### PAY ADJUSTMENT FOR HMA PAVEMENT AIR VOIDS & DENSITY

*PERCENT WITHIN LIMITS*

*(PWL)*

$> 90$  to 100

$\geq 50$  to 90

$< 50$

*PAYMENT FACTOR, PF*

*(percent of contract price)*

$\text{PF} = ((\text{PWL} - 90) * 0.4) + 100$

$(\text{PWL} * 0.5) + 55$

50%<sup>[1]</sup>

where, PF is calculated per air voids and density, denoted  $\text{PF}_{\text{air voids}}$  &  $\text{PF}_{\text{density}}$

<sup>[1]</sup> Any material resulting in PWL value of 50 or less shall be removed and replaced, unless the engineer allows for such material to remain in place. In the event the



material remains in place, it will be paid at 50% of the above stated unit price of 65 dollars per ton of HMA pavement.

For air voids, PWL values will be calculated using lower and upper specification limits of 2.0 and 4.3 percent, respectively. Lower specification limits for density will be in accordance with Table 460-3. Pay adjustment will be determined for an acceptably completed test strip and will be computed as shown in the following equation.

$$\text{Pay Adjustment} = (\text{PF}-100)/100 \times (\text{WP}) \times (\text{tonnage}) \times (\text{unit price})$$

The following weighted percentage (WP) values will be used for the corresponding parameter:

<u>Parameter</u>	<u>WP</u>
Air Voids	0.5
Density	0.5

Individual Pay Factors for each air voids (PF<sub>air voids</sub>) and density (PF<sub>density</sub>) will be determined. PF<sub>air voids</sub> will be multiplied by the total tonnage produced, and PF<sub>density</sub> will be multiplied by the tonnage used to pave the mainline only (i.e., excluding shoulder) as calculated in accordance with CMM 8-15.

The department will pay incentive for air voids and density under the following bid items:

ITEM NUMBER	DESCRIPTION	UNIT
460.2005	Incentive Density PWL HMA Pavement	DOL
460.2010	Incentive Air Voids HMA Pavement	DOL

The department will administer disincentives under the Disincentive Density HMA Pavement and the Disincentive Air Voids HMA Pavement administrative items.  
bts-PWL Test Strip (20161215)

## **18. Pipe Underdrain Railroad 6-Inch, Item SPV.0090.01.**

### **A Description**

This special provision describes constructing pipe underdrain adjacent to railroad tracks in accordance to standard spec 612, as shown on the plans, as directed by the engineer, and as hereinafter provided.

### **B Materials**

Furnish Schedule 80 PVC pipe in accordance to the requirements of ASTM Specification D1784 and D1785. Furnish pipe perforated according to AASHTO M278. Fittings shall conform to ASTM D4396.

Furnish Geotextile Fabric type DF schedule A meeting the requirements of standard spec 645.2.4.

Furnish Base Aggregate Open Graded meeting the requirement of standard spec 310.2.

**C Construction**

Construct in accordance to the requirements of standard spec 612.3 and as shown on the plans.

Geotextile fabric is to be installed between base aggregate open graded and breaker run.

**D Measurement**

The department will measure Pipe Underdrain Railroad 6-Inch, by the linear foot acceptably completed. The department will measure along the centerline of the pipe, center to center of junctions and fittings.

**E Payment**

The department will pay for measured quantities at the contract unit price under the following bid items:

ITEM NUMBER	DESCRIPTION	UNIT
SPV.0090.01	Pipe Underdrain Railroad 6-Inch	LF

Payment is full compensation for furnishing all materials including pipe, connections, geotextile fabric, and base aggregate open graded; for laying pipe; for connecting to storm sewer structures; for backfilling.

**19. Micromilling, Item SPV.0180.01.**

**A Description**

This special provision describes the construction of Micromilling of asphaltic pavement surface within the limits shown on the plans and as directed by engineer.

**B (Vacant)**

**C Construction**

After completion of the overlay, rough mill the entire lane area 1/4 inch and make a second milling pass over the exposed milled surface, removing an additional 1/4 inch of the remaining asphaltic pavement. This operation shall continue until the engineer considers the micromilled surface satisfactory for traffic operations. Exact limits of micromilling will be determined by the engineer. Micromilling shall comply with the pertinent requirements of standard spec 204.

**D Measurement**

The department will measure Micromilling the by square yard of Micromilling asphaltic pavement acceptably completed.

**E Payment**

The department will pay for measured quantities at the contract unit price under the following bid item:

ITEM NUMBER	DESCRIPTION	UNIT
SPV.0180.01	Micromilling	SY

Payment is full compensation for micromilling, and for loading, unloading, removal of materials.

## **20. Appendix A**

### **TEST Methods & Sampling for PWL QMP HMA Pavement.**

The following procedures are included to the HMA Pavement Percent Within Limits Quality Management Program (PWL QMP) special provision:

- WisDOT Procedure for Nuclear Gauge/Core Correlation

WisDOT Test Method for PWL QMP Density Measurements for Main Production

Sampling for WisDOT PWL QMP

#### **WisDOT Procedure for Nuclear Gauge/Core Correlation**

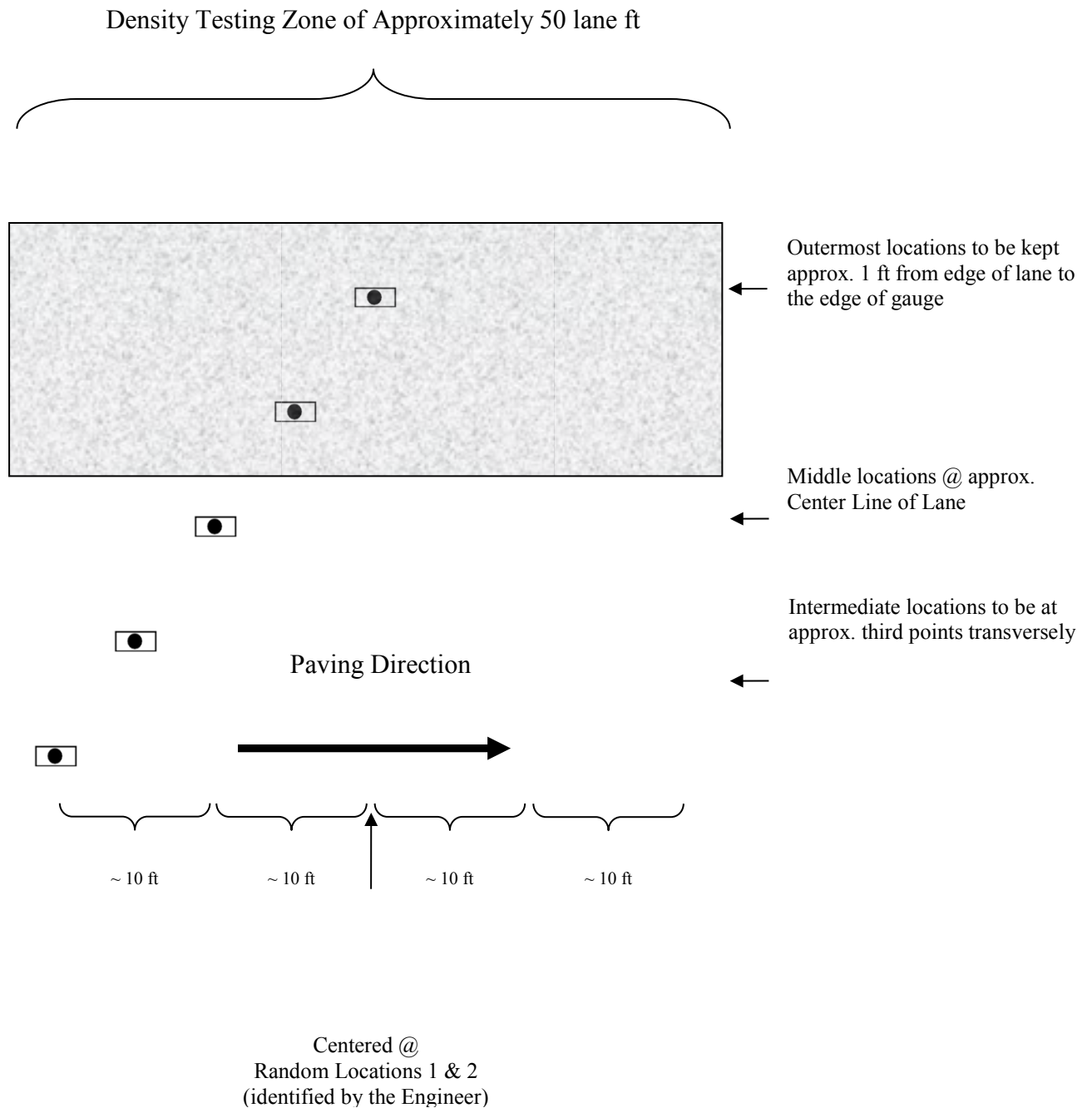
The engineer is responsible for identifying the two zones in which gauge/core correlation is to be performed. These two zones are to be randomly selected within each of two sublots of the 750 ton test strip. Test strip sublots 1 and 2 are identified as between 50-400 tons and 401-750 tons, respectively.

Required field tests include contractor quality control (QC) and department quality verification (QV) nuclear density gauge tests and pavement coring. Each zone shall consist of five (5) locations across the mat as identified in Figure 1. The following shall be determined at each of the five locations within both zones:

- two one-minute nuclear density gauge readings for QC team\*
- two one-minute nuclear density gauge readings for QV team\*
- one pavement core sample

\*If the two readings performed with the same gauge by the same team are not within  $\pm 1.0 \text{ lb/ft}^3$  of one another, a third reading shall be conducted. In this event, all three readings shall be averaged, discard the initial of the three readings which falls farthest from the average value and then average the remaining two values to represent the location for the gauge.

This appears as follows, in the field:




**Figure 1: Nuclear/Core correlation locations depicted**



Individual locations are represented by the symbol as seen in Figure 1 above. The symbol is two-part, comprised of the nuclear test locations and the location for coring the pavement, as distinguished here:



The nuclear site is the same for QC and QV readings for the test strip, i.e., the QC and QV teams are to take nuclear density gauge readings in the same footprint. Each of the QC and QV teams are to take two one-minute readings per nuclear site, with the gauge rotated 180 degrees between readings, as seen here:



**Figure 2: Nuclear gauge orientation for (a) 1<sup>st</sup> one-minute reading and (b) 2<sup>nd</sup> one-minute reading**

The core shall then be taken from the center of said footprint to be used to correlate each gauge with laboratory measured bulk specific gravities of the pavement cores. One core in good condition must be obtained from each of the 10 locations. If a second core is needed, it shall be obtained from within the same gauge footprint. The contractor is responsible for coring of the pavement. Coring and filling of core holes must be approved by the engineer. The QV team is responsible for the labeling and safe transport of the cores from the field to the QC laboratory. Core density testing shall be conducted by the contractor and witnessed by department personnel.

The contractor is responsible for drying the cores following testing. The department shall take possession of cores following initial testing and shall be responsible for any verification testing.

Each core 100 or 150 mm (4 or 6 inches) in diameter will be taken at locations identified in Figure 1. [Appropriate core diameter shall be selected based on layer thickness and shall be decided at the prepave meeting and remain consistent for the duration of the project.] Each random core will be full thickness of the layer being placed. The contractor is responsible for thoroughly drying cores obtained from the mat in accordance with ASTM D 7227 prior to using specimens for in-place density determination in accordance with AASHTO T 166.

All core holes shall be filled with non-shrink grout or HMA. When using rapid hardening grout, all water shall be removed from the core holes prior to filling and the mortar or concrete shall be mixed in a separate container prior to placement in the hole. If HMA is used, fill all core holes with hot-mix matching that day's production mix type at that day's compaction temperature  $\pm 20^{\circ}\text{F}$ . The core holes shall be dry and coated with tack before filling, filled with a minimum of two layers (single layer allowed for pavement layers  $\leq 2$  inches in thickness), and compacted with a Marshall hammer or similar tamping device using approximately 50 blows per layer. The finished surface shall be flush with the pavement surface. Any deviation in the surface of the filled core holes greater than 1/4 inch at the time of final inspection will require removal of the fill material to the depth of the layer thickness and replacement.

The core densities collected from the 10 locations of the test strip and the QV results from the three split samples will be used to determine material acceptance and pay. The PWL value is calculated in accordance with the calculations worksheet in the WisDOT PWL Analysis Template.

A PWL value for air voids and density shall be calculated after completion of the testing. An acceptable test strip is defined as the individual PWL values for air voids and density are both above 75 or the average of the two are above 80. Full production may not continue until an acceptable test strip has been completed. If a PWL value on the test strip is below 50, the material is considered nonconforming and the test strip is unacceptable. If the material is allowed to remain in place, a second test strip shall be constructed. If the material is determined to be removed and replaced, a new test strip will replace the previous one at no additional cost to the department. If a PWL value is between 50 and 75, the material is considered conforming, although a second test strip will need to be constructed. If the second test strip is not acceptable as defined above, it shall

be removed and replaced. A maximum of two test strips may be left in place on the project. Additional guidance on test strip and material acceptance is found in Figure 3.

PWL Value	Test Strip & Material Acceptance
>75 (individual) & 80 (combined)	Material conforms, Test Strip is acceptable
$50 \leq \text{PWL} \leq 75$	Material conforms, Test Strip is not acceptable*
< 50	Material nonconforming, may be removed & replaced, Test Strip not acceptable*

\* A maximum of two test strips may be left in place on the project.

All test reports shall be submitted to WisDOT upon completion, and approved before paving resumes. The department shall notify the contractor within as soon as practicable after completion of the test strip regarding approval to proceed with paving beyond the test strip.

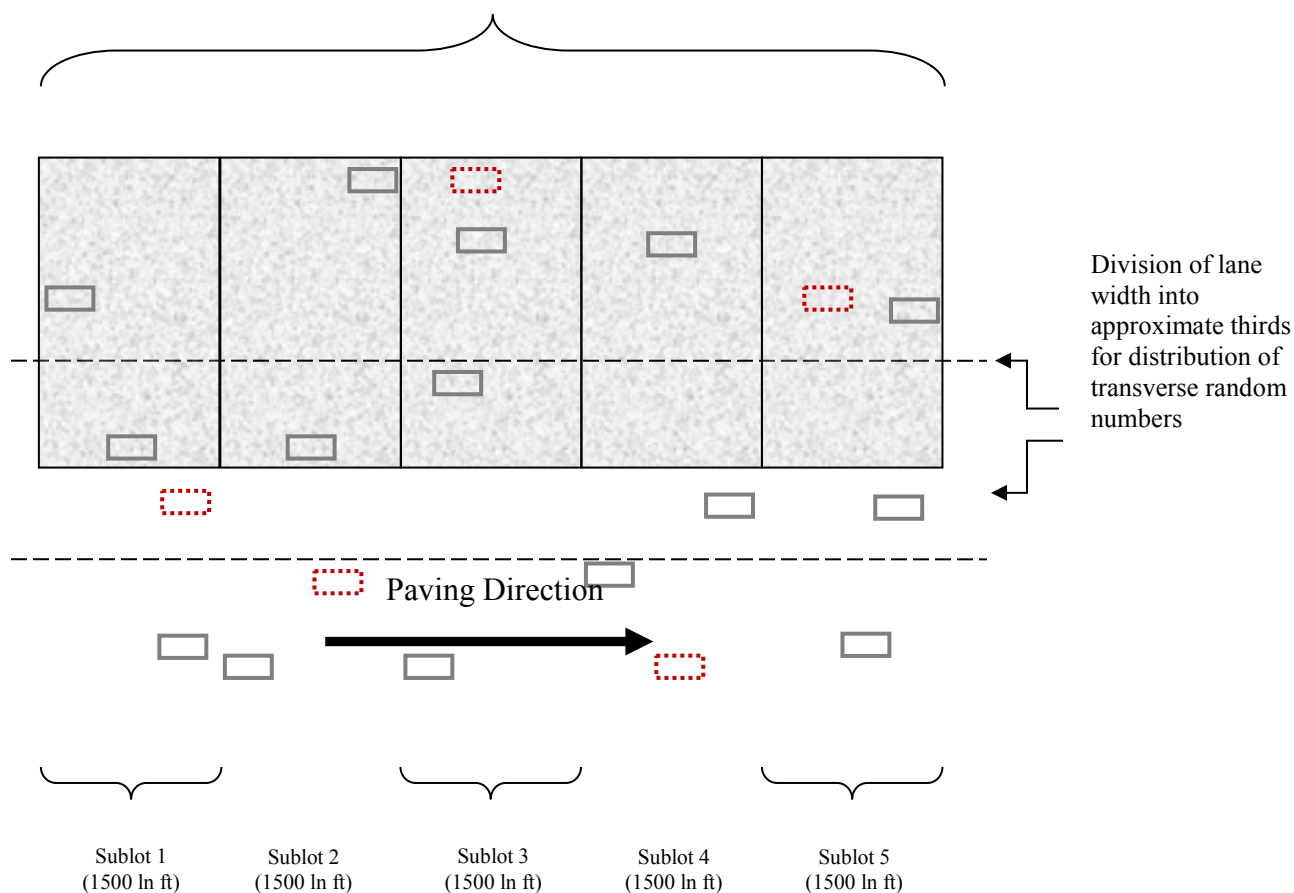




### **WisDOT Test Method for PWL QMP Density Measurements for Main Production**

For nuclear density testing of the pavement beyond the test strip, QC tests will be completed at three locations per subplot, with a subplot defined as 1500 lane feet. The three locations will represent the outside, middle, and inside of the paving lane (i.e., the lane width will be divided into thirds as shown by the dashed longitudinal lines in Figure 3 and random numbers will be used to identify the specific transverse location within each third in accordance with CMM 8-15). Longitudinal locations within each subplot shall be determined with 3 independent random numbers. Each location will be measured with two one-minute gauge readings oriented 180 degrees from one another, in the same footprint as detailed above. Each location will be the average of the two readings. Multiple locations are not to be averaged together. QV nuclear testing will consist of randomly selected location per subplot. The QV is also comprised of two one-minute readings. This is depicted as follows, with QC test locations shown as solid lines and QV as dashed.

1 lot (7500 lane ft)



**Figure 3: Locations of main lane HMA density testing (QC=solid lines, QV=dashed)**

QC and QV nuclear density gauge readings will be statistically analyzed in accordance with the following section of this Appendix. (Note: For density data, if F- and t-tests pass, QC data will be used for the subsequent calculations of PWL value and pay determination. However, if an F- or t-test failure occur, the QV data will be used in subsequent calculations.)

## **Sampling for WisDOT PWL QMP**

*Delete CMM 8-36.4 Sampling Hot Mix Asphalt and replace with the following to update subplot tonnages:*

### **Sampling Hot Mix Asphalt**

At the beginning of each day the contractor determines the anticipated tonnage to be produced. The frequency of sampling (minimum number of required tests for the day's anticipated production) is defined by the PWL QMP SPV. A test sample is obtained randomly from each subplot.

#### *Example 1*

Expected day's production is 2,400 tons. The number of required samples is determined based on this expected production (per PWL QMP SPV) and is determined by the random sample calculation.

- Sample 1 – from 50 to 750 tons
- Sample 2 – from 751 to 1500 tons
- Sample 3 – from 1501 to 2250 tons
- Sample 4 – from 2251 to 3000 tons

The approximate location of each sample within the prescribed sublots is determined by selecting random numbers using ASTM Method D-3665 or by using a calculator or computerized spreadsheet that has a random number generator. The random numbers selected are used in determining when a sample is to be taken and will be multiplied by the subplot tonnage. This number will then be added to the final tonnage of the previous subplot to yield the approximate cumulative tonnage of when each sample is to be taken.

To allow for plant start-up variability, the procedure calls for the first random sample to be taken at 50 tons or greater per production day (not intended to be taken in the first two truckloads). Random samples calculated for 0-50 ton should be taken in the next truck (51-75 ton).

#### *Example 2*

<b>Required Sample</b>	<b>Sublot Sample Tonnage Range</b>	<b>Random No. ASTM D-3665</b>	<b>Sublot Sample Ton (Random No. x Sublot ton)</b>	<b>End of Previous. Range</b>	<b>Cumulative Sample Tonnage</b>
1	50 - 750	0.572	RN x 750= 429	0	429
2	751 - 1500	0.353	RN x 750= 265	750	1015
3	1501 - 2250	0.656	RN x 750= 492	1500	1992
4	2251-3000	0.251	RN x 750= 188	2250	2438

This procedure is to be used for any number of samples per day.

If the day's production is less than the final randomly generated sample tonnage for that day, then the random sample is to be collected from the remaining portion of that subplot on a subsequent day of production. If the randomly generated sample is calculated to be within the first 0-50 tons of the subsequent day of production, it should be taken in the next truck. Add a random sample for any fraction of 750 tons at the end of the project. Lot size will consist of 3750 tons with sublots of 750 tons. Partial lots with less than three subplot tests shall be included into the previous lot.

It's intended that the plant operator not be advised ahead of time when samples are to be taken. If the plant operator is involved in recording a Pb (%AC) to match up with the mix sample tonnage, then notification need not be earlier than 60 minutes before the mix sample being taken.

If belt samples are used during troubleshooting, the blended aggregate will be obtained when the mixture production tonnage reaches approximately the sample tonnage. For plants with storage silos, this could be up to 60 minutes in advance of the mixture sample that's taken when the required tonnage is shipped from the plant.

*Delete CMM 8-36.4.2.1 through 8-36.4.2.3 and replace with the following PWL (3-way) Split Sample Sizes*

### ***PWL (3-way) Split Sample Sizes***

- Minimum sample sizes are referenced below and are guidance for meeting requirements for test completion.

<b>Mixture NMA</b>	<b>Sample Size</b>
$\leq 12.5\text{mm}$ (1/2")	105 lb
19.0mm - 25.0mm (3/4" – 1")	150 lb
$\geq 37.5\text{mm}$ ( 1-1/2")	240 lb

- The total sample for larger NMA (nominal maximum aggregate size) mixtures will be enough to provide the required minimum testing sample size as defined in Figure 3.

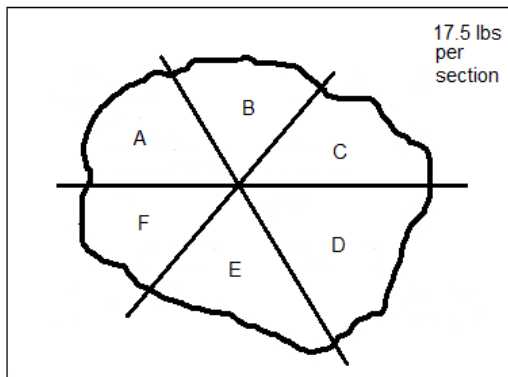
*Delete 8-36.5.1.1 Step 1 and replace with the following Initial Splitting of Sample*

### ***Initial Splitting of Sample***

For QC sample reduction the HMA sample in the containers is mixed and quartered. The quartering process should then proceed as follows:

- i. Collect the minimum sample size given in the *PWL Split Sample Size* section above. Split the sample into “Test” and “Retained” samples. Place entire sample on table, quickly re-mix and split to minimize temperature loss. Split the Test & Retained samples as shown on Figure 3. For 1/2" mixes start with at least a total of 105 lbs of HMA.

**Figure 3 Superpave Sample for 105 lbs for three-way split for QC, QV, and retained samples**



(a)

(b)

ii. For a three-way split shown in Figure 3, *diagonal sections*, as indicated on the sketch, must be combined to form the QV sample (A+D), retained sample (B+E) and the QC test sample (C+F). The retained sample must be bagged, labeled, and stored in a safe dry place. The retained samples may be tested using the “rule of retained” (see “Definitions” section).


iii. The QC & QV test samples are then further split for the specified tests. Continue the splitting process in *Further Reduction of Samples to Test Sizes* for the test materials until individual samples are in the oven.

*Delete CMM 8-36.5.2 Use of Alternative Sampling / Quartering Devices (ex: Quartermaster) and replace with the following:*

***Use of Alternative Sampling / Quartering Devices (ex: Quartermaster)***

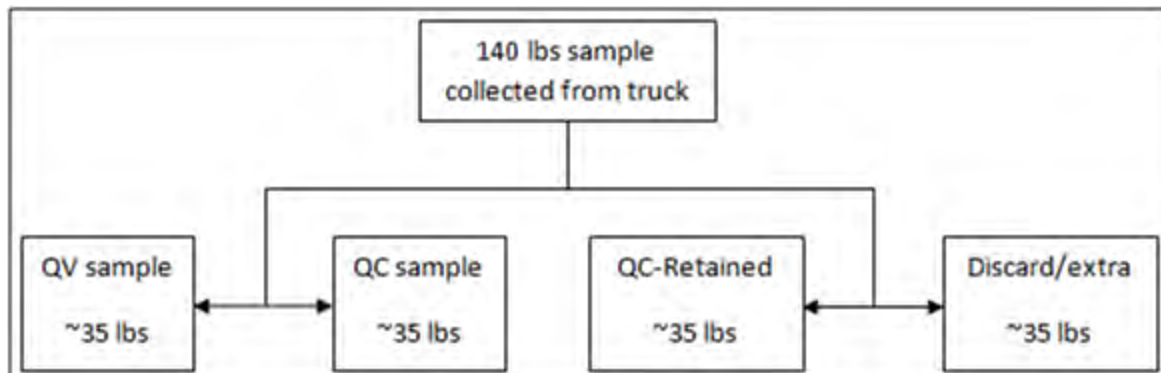
Use of other devices to assist in the sampling and splitting procedures may be used with approval of the department. The Quartermaster is one such device. A picture of a Quartermaster device is shown in Figure 6.

**Figure 6 Quartermaster Quartering Device**



*Example 3*

If a quartermaster is used to reduce a three-way split sample into the proper quantities, it is required to collect approximately 133% the minimum sample size shown in *PWL Split Sample Sizes* (e.g. 133% of 105 is approximately 140 lbs), use the selected device to split, and discard the extra quadrant of material.





## **ADDITIONAL SPECIAL PROVISION 4**

### **Payment to First-Tier Subcontractors**

Within 10 calendar days of receiving a progress payment for work completed by a subcontractor, pay the subcontractor for that work. The prime contractor may withhold payment to a subcontractor if, within 10 calendar days of receipt of that progress payment, the prime contractor provides written notification to the subcontractor and the department documenting "just cause" for withholding payment.

The prime contractor may also withhold routine retainage from payments due subcontractors.

### **Payment to Lower-Tier Subcontractors**

Ensure that subcontracting agreements at all tiers provide prompt payment rights to lower-tier subcontractors that parallel those granted first-tier subcontractors in this provision.

### **Release of Routine Retainage**

After granting substantial completion the department may reduce the routine retainage withheld from the prime contractor to 75 percent of the original total amount retained.

When the Department sends the semi-final estimate the department may reduce the routine retainage withheld from the prime contractor to 10 percent of the original total amount retained.

Within 30 calendar days of receiving the semi-final estimate from the department, submit written certification that subcontractors at all tiers are paid in full for acceptably completed work and that no routine retainage is being withheld. The department will pay the prime contractor in full and reduce the routine retainage withheld from the prime contractor to zero when the department approves the final estimate.

This special provision does not limit the right of the department, prime contractor, or subcontractors at any tier to withhold payment for work not acceptably completed or work subject to an unresolved contract dispute.



**ADDITIONAL SPECIAL PROVISION 6**  
**ASP 6 - Modifications to the standard specifications**

*Make the following revisions to the standard specifications:*

---

**109.1.1.2 Bid Items Designated as Pay Plan Quantity**

*Replace the entire text with the following effective with the June 2017 letting:*

**109.1.1.2.1 General**

- (1) If the schedule of items designates a bid item with a **\*\*P\*\*** in the item description, the department will use the plan quantity, the approximate quantity the schedule of items shows, for payment unless one or both of the following occurs:
- Scope changes regardless of the magnitude of the revised work.
  - Errors and omissions that affect the plan quantity.

**109.1.1.2.2 Scope Changes**

- (1) For engineer-directed quantity increases, the engineer will issue a contract change order for extra work, establish the cost of the added work as specified in 109.4, and measure the revised work. For engineer-directed quantity decreases, the engineer will issue a contract change order to adjust the plan quantity under the designated bid item.

**109.1.1.2.3 Errors and Omissions**

- (1) The engineer may issue a change order under 105.4(5) to adjust the plan quantity for an error or omission and may revise the contract unit price as specified in 109.4.
- 

**305.2.1 General**

*Replace paragraph two with the following effective with the June 2017 letting:*

- (2) Where the contract specifies or allows 1 1/4-inch base, do not place reclaimed asphalt, reprocessed material, or blended materials below virgin aggregate materials unless the contract specifies or the engineer allows in writing.
- 

**310.2 Materials**

*Replace paragraph three with the following effective with the June 2017 letting:*

- (3) Do not place reclaimed asphalt, reprocessed material, or blended materials below open-graded base unless the contract specifies or the engineer allows in writing.
- 

**320.3.1.1 Consolidating, Finishing, and Curing**

*Replace paragraph two with the following effective with the June 2017 letting:*

- (2) Cure concrete base as specified for concrete pavement in 415.3.12. Use wax-based curing compound conforming to 501.2.9.
- 

**390.3.2 Concrete Patching**

*Replace paragraph two with the following effective with the June 2017 letting:*

- (2) Cure exposed patches as specified for concrete pavement in 415.3.12. Use wax-based curing compound conforming to 501.2.9. Protect as specified for concrete pavement in 415.3.14. Open to traffic as specified for concrete base in 320.3.

---

**390.3.4 Special High Early Strength Concrete Patching**

*Replace the entire text with the following effective with the June 2017 letting:*

- (1) Construct as specified for special high early strength repairs under 416.3.8 except as follows:
    - The contractor may delay removal for up to 14 calendar days after cutting the existing pavement.
    - Open to traffic as specified for concrete base in 320.3.
  - (2) Cure exposed patches as specified for concrete pavement in 415.3.12. Use wax-based curing compound conforming to 501.2.9. Do not apply excess curing compound that could cause slippery pavement under traffic.
- 

**440.3.5.2 Corrective Actions for Localized Roughness**

*Replace paragraph two with the following effective with the September 2016 letting:*

- (2) The engineer will not direct corrective action or assess a pay reduction for an area of localized roughness without physically riding that work. The engineer will not direct corrective action on bridges without authorization from the department's bureau of structures.
- 

**450.3.1.1.4 Recording Truck Loads**

*Replace the entire text with the following effective with the December 2016 letting:*

- (1) If not using automatic batch recording, install a digital recorder as part of the platform truck or storage silo scales. Ensure that the recorder can produce a printed digital record of at least the gross or net weights of delivery trucks. Provide gross, tare, net weights, load count, and the cumulative tonnage; the date, time, ticket number, WisDOT project ID, and mix 250 number; and the mix type including the traffic, binder, and mix designation codes specified in 460.3.1. Ensure that scales cannot be manually manipulated during the printing process. Provide an interlock to prevent printing until the scales come to rest. Size the scales and recorder to accurately weigh the heaviest loaded trucks or tractor-trailers hauling asphaltic mixture. Ensure that recorded weights are accurate to within 0.1 percent of the nominal capacity of the scale.
  - (2) Ensure that tickets identify additives not included in the mix design submittal. Indicate on the ticket if the mixture will be placed under a cold weather paving plan and identify the warm mix additive and dosage rate required under 450.3.2.1.2.2.
- 

**455.3.2.1 General**

*Replace paragraph one with the following effective with the December 2016 letting:*

- (1) Apply tack coat only when the air temperature is 32 F or more unless the engineer approves otherwise in writing. Before applying tack coat ensure that the surface is reasonably free of loose dirt, dust, or other foreign matter. Do not apply to surfaces with standing water. Do not apply if weather or surface conditions are unfavorable or before impending rains.
- 

**460.2.1 General**

*Replace the entire text with the following effective with the December 2016 letting:*

- (1) Furnish a homogeneous mixture of coarse aggregate, fine aggregate, mineral filler if required, SMA stabilizer if required, recycled material if used, warm mix asphalt additive or process if used, and asphaltic material. Design mixtures conforming to table 460-1 and table 460-2 to 4.0% air voids to establish the aggregate structure.
- (2) Determine the target JMF asphalt binder content for production from the mix design data corresponding to 3.0% air voids (97% Gmm) target at the design the number of gyrations (Ndes). Add liquid asphalt to achieve the required air voids at Ndes.
- (3) For SMA, determine the target JMF asphalt binder content for production from the mix design data corresponding to 4.0% air voids (96% Gmm) target at Ndes.

**460.2.8.2.1.5 Control Limits**

*Replace paragraph one with the following effective with the December 2016 letting:*

- (1) Conform to the following control limits for the JMF and warning limits based on a running average of the last 4 data points:

ITEM	JMF LIMITS	WARNING LIMITS
Percent passing given sieve:		
37.5-mm	+/- 6.0	+/- 4.5
25.0-mm	+/- 6.0	+/- 4.5
19.0-mm	+/- 5.5	+/- 4.0
12.5-mm	+/- 5.5	+/- 4.0
9.5-mm	+/- 5.5	+/- 4.0
2.36-mm	+/- 5.0	+/- 4.0
75-µm	+/- 2.0	+/- 1.5
Asphaltic content in percent	- 0.3	- 0.2
Air voids in percent <sup>[1]</sup>	+1.3/-1.0	+1.0/-0.7
VMA in percent <sup>[2]</sup>	- 0.5	- 0.2

<sup>[1]</sup> For SMA, JMF limits are +/-1.3 and warning limits are +/-1.0.

<sup>[2]</sup> VMA limits based on minimum requirement for mix design nominal maximum aggregate size in table 460-1.

**460.2.8.2.1.6 Job Mix Formula Adjustment**

*Replace paragraph one with the following effective with the December 2016 letting:*

- (1) The contractor may request adjustment of the JMF according to CMM 8-36.6.13.1. Have an HMA technician certified at a level appropriate for process control and troubleshooting or mix design submit a written JMF adjustment request. Ensure that the resulting JMF is within specified master gradation bands. The department will have a certified Hot Mix Asphalt, Mix Design, Report Submittals technician review the proposed adjustment and, if acceptable, issue a revised JMF.

**460.2.8.3.1.6 Acceptable Verification Parameters**

*Replace paragraph one with the following effective with the December 2016 letting:*

- (1) The engineer will provide test results to the contractor within 2 mixture-production days after obtaining the sample. The quality of the product is acceptably verified if it meets the following limits:
- Va is within a range of 2.0 to 4.3 percent. For SMA, Va is within a range of 2.7 to 5.3 percent.
  - VMA is within minus 0.5 of the minimum requirement for the mix design nominal maximum aggregate size.

**460.3.3.1 Minimum Required Density**

Replace paragraph one with the following effective with the December 2016 letting:

- (1) Compact all layers of HMA mixture to the density table 460-3 shows for the applicable mixture, location, and layer.

**TABLE 460-3 MINIMUM REQUIRED DENSITY<sup>[1]</sup>**

LOCATION	LAYER	PERCENT OF TARGET MAXIMUM DENSITY		
		MIXTURE TYPE		
		LT and MT	HT	SMA <sup>[5]</sup>
TRAFFIC LANES <sup>[2]</sup>	LOWER	93.0 <sup>[3]</sup>	93.0 <sup>[4]</sup>	—
	UPPER	93.0	93.0	—
SIDE ROADS, CROSSOVERS, TURN LANES, & RAMPS	LOWER	93.0 <sup>[3]</sup>	93.0 <sup>[4]</sup>	—
	UPPER	93.0	93.0	—
SHOULDERS & APPURTENANCES	LOWER	91.0	91.0	—
	UPPER	92.0	92.0	—

<sup>[1]</sup> The table values are for average lot density. If any individual density test result falls more than 3.0 percent below the minimum required target maximum density, the engineer may investigate the acceptability of that material.

<sup>[2]</sup> Includes parking lanes as determined by the engineer.

<sup>[3]</sup> Minimum reduced by 2.0 percent for a lower layer constructed directly on crushed aggregate or recycled base courses.

<sup>[4]</sup> Minimum reduced by 1.0 percent for a lower layer constructed directly on crushed aggregate or recycled base courses.

<sup>[5]</sup> The minimum required densities for SMA mixtures are determined according to CMM 8-15.

**460.5.2.1 General**

Replace paragraph six with the following effective with the December 2016 letting:

- (6) If during a QV dispute resolution investigation the department discovers mixture with  $1.5 > V_a > 5.0$  or VMA more than 1.0 below the minimum allowed in table 460-1, and the engineer allows that mixture to remain in place, the department will pay for the quantity of affected material at 50 percent of the contract price.

**460.5.2.3 Incentive for HMA Pavement Density**

Replace paragraph one with the following effective with the December 2016 letting:

- (1) If the lot density is greater than the minimum specified in table 460-3 and all individual air voids test results for that mixture placed during the same day are within 2.5 - 4.0 percent, the department will adjust pay for that lot as follows:

**INCENTIVE PAY ADJUSTMENT FOR HMA PAVEMENT DENSITY<sup>[1]</sup>**

PERCENT LOT DENSITY ABOVE SPECIFIED MINIMUM	PAY ADJUSTMENT PER TON <sup>[2]</sup>
From -0.4 to 1.0 inclusive	\$0
From 1.1 to 1.8 inclusive	\$0.40
More than 1.8	\$0.80

<sup>[1]</sup> SMA pavements are not eligible for density incentive.

<sup>[2]</sup> The department will prorate the pay adjustment for a partial lot.

**501.2.6 Fly Ash**

Replace the entire subsection with the following effective with the December 2016 letting:

**501.2.6.1 General**

- (1) Fly ash is defined as a finely divided residue resulting from the combustion of coal in a base loaded electric generating plant, transported from the boiler by flue gases, and later collected, generally by precipitators. Use fly ash in concrete manufactured by facilities and processes known to provide satisfactory material.
- (2) Test fly ash using a recognized laboratory, as defined in 501.2.2(1), starting at least 30 days before its proposed use, and continuing at ASTM-required frequencies as the work progresses. The manufacturer shall test the chemical and physical properties listed in tables 1 and 2 of ASTM C618 at the frequencies and by the test methods prescribed in ASTM C311.
- (3) Use only one source of fly ash for a bid item of work under the contract, unless the engineer directs or allows otherwise in writing.
- (4) Prequalify any proposed fly ash source as follows: The contractor shall obtain a copy of the certified report of tests or analysis made by a qualified independent laboratory, recognized by the department under 501.2.2, showing full and complete compliance with the above specification from the fly ash manufacturer and furnish it to the engineer. Provide this report to the engineer at least 14 calendar days before using the fly ash.
- (5) The manufacturer shall retain test records for at least 5 years after completing the work, and provide these records upon request.

**501.2.6.2 Class C Ash**

- (1) Conform to ASTM C618 class C except limit the loss on ignition to a maximum of 2 percent.

**501.2.6.3 Class F Ash**

- (2) Furnish a class F fly ash from a source listed on the department's approved product list, and conform to ASTM C618 class F except limit the loss on ignition to a maximum of 2 percent.

**502.3.7.8 Floors**

Replace paragraph sixteen with the following effective with the September 2016 letting:

- (16) The finished bridge floor shall conform to the surface test specified in 415.3.10. The engineer will not direct corrective grinding without authorization from the department's bureau of structures.

**503.3.2.1.1 Tolerances**

Increase the "length of beam" max tolerance for prestressed concrete I-type girders from 3/4" to 1 1/2" effective with the December 2016 letting:

**PRESTRESSED CONCRETE I-TYPE GIRDERS**

Length of beam..... +/- 1/8" per 10', up to a max of +/- 1 1/2"

---

## Errata

---

Make the following corrections to the standard specifications:

---

### **104.2.2.5 Change Orders for Eliminated Work**

Correct errata by changing "eliminated bid items" to "eliminated work."

#### **104.2.2.5 Change Orders for Eliminated Work**

- (1) The department has the right to partially eliminate or completely eliminate work the project engineer finds to be unnecessary for the project. If the project engineer partially eliminates or completely eliminates work, the project engineer will issue a contract change order for a fair and equitable amount as specified in 109.5.
- 

### **105.4 Coordination of the Contract Documents**

Correct errata to change "apparent error or omission" to just "error or omission."

- (5) Neither the contractor nor the department may take advantage of an error or omission in the contract. Notify the engineer immediately as specified in 104.3 upon discovering an error or omission. The engineer will offer an interpretation and make the necessary corrections.
- 

### **105.13.4 Content of Claim**

Correct errata to change references to the "Blue Book" rates to reference "EquipmentWatch" rates.

- (1) Include the following 5 items in the claim.
    1. A concise description of the claim.
    2. A clear contractual basis for the claim. This should include reference to 104.2 on revisions to the contract and as appropriate, specific reference to contract language regarding the bid items in question.
    3. Other facts the contractor relies on to support the claim.
    4. A concise statement of the circumstances surrounding the claim and reasons why the department should pay the claim. Explain how the claimed work is a change to the contract work.
    5. A complete breakdown of the costs used to compile the claim. Include copies of all EquipmentWatch equipment rental rate sheets used, with the applicable number highlighted.
- 

### **108.13 Terminating the Contract for Convenience of the Department**

Correct errata by changing "eliminated bid items" to "eliminated work."

- (4) If the department orders termination of the contract for convenience, the department will pay for all completed work as of that date at the contract price. The department will pay for partially completed work at agreed prices or by force account methods specified in 109.4.5 provided, however, that payment does not exceed the contract price for the bid item under which the work was performed. The department will pay for work eliminated by the termination only to the extent provided under 109.5. The department will pay for new work, if any, at agreed prices or paid for by force account methods specified in 109.4.5.



**109.2 Scope of Payment**

Correct errata to clarify that work under the contract is included in payment unless specifically excluded.

- (2) The department will pay for the quantity of work acceptably completed and measured for payment as the measurement subsection for each bid item specifies. Within the contract provide means to furnish and install the work complete and in-place. Payment is full compensation for everything required to perform the work under the contract including, but not limited to, the work elements listed in the payment subsection. Payment also includes all of the following not specifically excluded in that payment subsection:
1. Furnishing and installing all materials as well as furnishing the labor, tools, supplies, equipment, and incidentals necessary to perform the work.
  2. All losses or damages, except as specified in 107.14, arising from one or more of the following:
    - The nature of the work.
    - The action of the elements.
    - Unforeseen difficulties encountered during prosecution of the work.
  3. All insurance costs, expenses, and risks connected with the prosecution of the work.
  4. All expenses incurred because of an engineer-ordered suspension, except as specified in 104.2.2.3.
  5. All infringements of patents, trademarks, or copyrights.
  6. All other expenses incurred to complete and protect the work under the contract.

**109.4.5.5.1 General**

Correct errata to change references to the "Blue Book" rates to reference "EquipmentWatch" rates.

- (2) The department will pay for use of contractor-owned equipment the engineer approves for force account work at published rates. The department will pay the contractor expense rates, as modified in 109.4.5.5, given in EquipmentWatch Cost Recovery (formerly Rental Rate Blue Book) . Base all rates on revisions effective on January 1 for all equipment used in that calendar year.

<http://equipmentwatch.com/estimator/>

**109.4.5.5.2 Hourly Equipment Expense Rates (Without Operators)**

Correct errata to change references to the "Blue Book" rates to reference "EquipmentWatch" rates.

- (1) The contractor shall determine, and the department will confirm, hourly equipment expense rates as follows:

$$\text{HEER} = [\text{RAF} \times \text{ARA} \times (\text{R}/176)] + \text{HOC}$$

Where:

**HEER** = Hourly equipment expense rate.

**RAF** = EquipmentWatch regional adjustment factor.

**ARA** = EquipmentWatch age rate adjustment factor.

**R** = Current EquipmentWatch monthly rate.

**HOC** = EquipmentWatch estimated hourly operating cost.

- (2) The EquipmentWatch hourly operating cost represents all costs of equipment operation, including fuel and oil, lubrication, field repairs, tires, expendable parts, and supplies.

**109.4.5.5.3 Hourly Equipment Stand-By Rate**

Correct errata to change references to the "Blue Book" rates to reference "EquipmentWatch" rates.

- (1) For equipment that is in operational condition and is standing-by with the engineer's approval, the contractor shall determine, and the department will confirm, the hourly stand-by rate as follows:

$$\text{HSBR} = \text{RAF} \times \text{ARA} \times (\text{R}/176) \times (1/2)$$

Where:

**HSBR** = Hourly stand-by rate.

**RAF** = EquipmentWatch regional adjustment factor.

**ARA** = EquipmentWatch age rate adjustment factor.

**R** = Current EquipmentWatch monthly rate.

- (2) The department will limit payment for stand-by to 10 hours or less per day up to 40 hours per week. The department will not pay the contractor for equipment that is inoperable due to breakdown. The department will not pay for idle equipment if the contractor suspends work or if the contractor is maintaining or repairing the equipment.

**109.4.5.5.4 Hourly Outside-Rented Equipment Rate**

Correct errata to change references to the "Blue Book" rates to reference "EquipmentWatch" rates.

- (1) If the contractor rents or leases equipment from a third party for force account work, the contractor shall determine, and the department will confirm, the hourly outside-rented equipment rate as follows:

$$\text{HORER} = \text{HRI} + \text{HOC}$$

Where:

**HORER** = Hourly outside-rented equipment rate

**HRI** = Hourly rental invoice costs prorated for the actual number of hours that rented equipment is operated solely on force account work

**HOC** = EquipmentWatch hourly operating cost.

**109.5 Eliminated Work**

Correct errata by changing "eliminated bid items" to "eliminated work."

**109.5 Eliminated Work**

- (1) If the department partially eliminates or completely eliminates work as specified in 104.2.2.5, the department will pay contractor costs incurred due to that elimination. The department will pay a fair and equitable amount covering all costs incurred as of the date the work was deleted. Immediately submit a certified statement covering all money expended for the eliminated work.
- (2) The department will execute a contract change order for the following costs related to eliminated work:
1. Preparation expenses defined as follows:
    - If preparation for the eliminated work has no value to other contract work, the department will reimburse the contractor in full for that preparation.
    - If preparation for the eliminated work is distributed over other contract work, the department will prorate reimbursement based on the value of the eliminated work compared to the total value of associated contract work.
  2. All restocking and cancellation charges.
  3. A markup for applicable overhead and other indirect costs paid as 7 percent of the contract price of the work actually eliminated.
- (3) If the department partially eliminates or completely eliminates work, the department may pay for, and take ownership of, materials or supplies the contractor has already purchased.

**201.3 Construction**

Correct errata by changing the link from 201.3(14) to 201.3(15).

- (16) Dispose of clearing and grubbing debris before proceeding with grading operations. If the contractor intends to burn debris but cannot secure burning permits on schedule, do not delay removing clearing debris from areas affected by other operations. While waiting to secure burning permits, pile clearing and grubbing debris beyond the limits affected by other work. Do not leave elm debris beyond the limits specified in 201.3(15).

**204.3.2.2.1 General**

Correct errata by removing the reference to 490 which was deleted effective with the 2017 spec.

- (1) Under the Removing Pavement bid item, remove concrete pavements, concrete alleys, concrete driveways, or rigid base including all surfaces or other pavements superimposed on them.

**440.1 Description**

Correct errata to replace "150 feet of the points of curvature" with "entry and exit curves".

- (2) Profile the final mainline riding surfaces greater than 1500 feet in continuous length. Include bridges, bridge approaches, and railroad crossings in the calculation of IRI. Exclude roundabouts and pavements within their entry and exit curves from the calculation of IRI.

**460.2.8.2.1.3.1 Contracts with 5000 Tons of Mixture or Greater**

Correct 460.2.8.2.1.3.1 (6) to change the reference from ASTM D4867 to AASHTO T283.

- (6) Also conduct field tensile strength ratio tests according to AASHTO T283 on mixtures requiring an antistripping additive. Test each full 50,000 ton production increment, or fraction of an increment, after the first 5000 tons of production. Perform required increment testing in the first week of production of that increment. If field tensile strength ratio values are either below the spec limit or less than the mixture design JMF percentage value by 20 or more, notify the engineer. The engineer and contractor will jointly determine a corrective action.

**506.2.8.3 Expansion Bearing Assemblies**

Correct errata to update ASTMs and change the specified melting point from 622 +/- 3 to 621 +/- 18 F.

- (6) Use PTFE materials that are virgin polytetrafluoroethylene fluorocarbon resin, unfilled conforming to ASTM D4894. The finished materials shall exhibit the following physical properties:

REQUIREMENT	TEST METHOD	UNFILLED VALUE
Hardness at 78 F	ASTM D2240 Shore "D"	50-65
Tensile strength, psi	ASTM D1708	2800 Min.
Elongation, percent	ASTM D1708	200 Min.
Specific gravity	ASTM D792	2.16 +/- 0.03
Melting point	ASTM D4591	621 +/- 18 F

**514.3.2 Adjusting Floor Drains**

Correct errata by clarifying priming and painting requirements for adjusted floor drains.

- (1) If the plans show or contract specifies, provide new drain frames and inserts. Fabricate, blast clean, and apply a shop coat of primer. Touch up areas of damaged primer after installation with a department-approved organic zinc-rich primer.

---

**657.2.2.1.1 General**

Correct errata by eliminating the reference to department provided arms in the last sentence.

- (1) Furnish shop drawings as specified in 506.3.2, except submit 5 copies with the materials list. Ensure the drawings contain sufficient detail to allow satisfactory review and show the outside diameters of the pole at the butt, top, and splice locations the plans show. Show the width, depth, length, and thickness of all material, and list pertinent ASTM specification designations and metal alloy designations together with the tensile strength of metallic members. Provide tightening procedures for arm-to-pole connections on the shop drawings.
- 

**657.2.2.1.4 Poles Designed Under Legacy Standards**

Correct errata by deleting the entire subsection to eliminate redundant language.

---

**657.2.2.2 Trombone Arms**

Correct errata by changing the reference from 657.2.2.1.3 to 657.2.2.1.2.

- (1) Design aluminum trombone arms as specified in 657.2.2.1.2 based on the completed maximum loading configuration the plans show. Furnish shop drawings conforming to 657.2.2.1.1 that show the width, depth, length, and thickness of all members. Also list the ASTM alloy designation and strength of each aluminum member on the shop drawings.
- 

**715.3.1.2.2 Lots by Lane-Feet**

Correct errata ride spec reference from "the special provisions" to "440.3.4.2."

- (1) The contractor may designate slip-formed pavement lots and sublots conforming to the following:
  - Lots and sublots are one paving pass wide and may include one or more travel lanes, integrally placed shoulders, integrally placed ancillary concrete, and pavement gaps regardless of mix design and placement method.
  - Sublots are 1000 feet long for single-lane and 500 feet long for two-lane paving. Align subplot limits with ride segment limits defined in 440.3.4.2. Adjust terminal subplot lengths to match the project length or, for staged construction, the stage length. Ensure that subplot limits match for adjacent paving passes. Pavement gaps do not affect the location of subplot limits.
  - Create lots by grouping 4 to 8 adjacent sublots matching lots created for adjacent paving passes.

**ADDITIONAL SPECIAL PROVISION 7**

- A. Reporting 1<sup>st</sup> Tier and DBE Payments During Construction
1. Comply with reporting requirements specified in the department's Civil Rights Compliance, Contractor's User Manual, Sublets and Payments.
  2. Report payments to all DBE firms within 10 calendar days of receipt of a progress payment by the department or a contractor for work performed, materials furnished, or materials stockpiled by a DBE firm. Report the payment as specified in A(1) for all work satisfactorily performed and for all materials furnished or stockpiled.
  3. Report payments to all first tier subcontractor relationships within 10 calendar days of receipt of a progress payment by the department for work performed. Report the payment as specified in A(1) for all work satisfactorily performed.
  4. All tiers shall report payments as necessary to comply with the DBE payment requirement as specified in A(2).
  5. Require all first tier relationships, DBE firms and all other tier relationships necessary to comply with the DBE payment requirement in receipt of a progress payment by contractor to acknowledge receipt of payment as specified in A(1), (2), (3) and (4).
  6. All agreements made by a contractor shall include the provisions in A(1), (2), (3), (4) and (5), and shall be binding on all first tier subcontractor relationships and all contractors and subcontractors utilizing DBE firms on the project.
- B. Costs for conforming to this special provision are incidental to the contract.



## **ADDITIONAL SPECIAL PROVISION 9**

### **Electronic Certified Payroll Submittal**

(1) Use the department's Civil Rights Compliance System (CRCS) to submit certified payrolls electronically. Details are available online through the department's highway construction contractor information (HCCI) site on the Labor, Wages, and EEO Information page at:

<http://wisconsindot.gov/Pages/doing-bus/civil-rights/labornwage/default.aspx>

(2) Ensure that all tiers of subcontractors, as well as all trucking firms, submit their weekly certified payrolls electronically through CRCS. These payrolls are due within seven calendar days following the close of the payroll period. Every firm providing physical labor towards completing the project is a subcontractor under this special provision.

(3) Upon receipt of contract execution, promptly make all affected firms aware of the requirements under this special provision and arrange for them to receive CRCS training as they are about to begin payrolls. The department will provide training either in a classroom setting at one of our regional offices or by telephone. Contact Paul Ndon at (414) 438-4584 to schedule the training.

(4) The department will reject all paper submittals of forms DT-1816 and DT-1929 for information required under this special provision. All costs for conforming to this special provision are incidental to the contract.

(5) Firms wishing to export payroll data from their computer system into CRCS should have their payroll coordinator contact Paul Ndon. Not every contractor's payroll system is capable of producing export files. For details, see pages 17-22 of the CRCS System Background Information manual available online on the Labor, Wages, and EEO Information page at:

<http://wisconsindot.gov/Documents/doing-bus/civil-rights/labornwage/crcs-payroll-manual.pdf>

## **Non-discrimination Provisions**

**During the performance of this contract, the contractor, for itself, its assignees, and successors in interest (hereinafter referred to as the "contractor") agrees as follows:**

**1. Compliance with Regulations:** The contractor (hereinafter includes consultants) will comply with the Acts and the Regulations relative to Non-discrimination in Federally-assisted programs of the U.S. Department of Transportation, Federal Highway Administration, as they may be amended from time to time, which are herein incorporated by reference and made a part of this contract.

**2. Non-discrimination:** The contractor, with regard to the work performed by it during the contract, will not discriminate on the grounds of race, color, or national origin in the selection and retention of subcontractors, including procurements of materials and leases of equipment. The contractor will not participate directly or indirectly in the discrimination prohibited by the Acts and the Regulations, including employment practices when the contract covers any activity, project, or program set forth in Appendix B of 49 CFR Part 21.

**3. Solicitations for Subcontracts, Including Procurements of Materials and Equipment:** In all solicitations, either by competitive bidding, or negotiation made by the contractor for work to be performed under a subcontract, including procurements of materials, or leases of equipment, each potential subcontractor or supplier will be notified by the contractor of the contractor's obligations under this contract and the Acts and the Regulations relative to Non-discrimination on the grounds of race, color, or national origin.

**4. Information and Reports:** The contractor will provide all information and reports required by the Acts, the Regulations, and directives issued pursuant thereto and will permit access to its books, records, accounts, other sources of information, and its facilities as may be determined by the Recipient or the Federal Highway Administration to be pertinent to ascertain compliance with such Acts, Regulations, and instructions. Where any information required of a contractor is in the exclusive possession of another who fails or refuses to furnish the information, the contractor will so certify to the Recipient or the Federal Highway Administration, as appropriate, and will set forth what efforts it has made to obtain the information.

**5. Sanctions for Noncompliance:** In the event of a contractor's noncompliance with the Non-discrimination provisions of this contract, the Recipient will impose such contract sanctions as it or the Federal Highway Administration may determine to be appropriate, including, but not limited to:

- a. Withholding payments to the contractor under the contract until the contractor complies; and/or
- b. Cancelling, terminating, or suspending a contract, in whole or in part.



**6. Incorporation of Provisions:** The contractor will include the provisions of paragraphs one through six in every subcontract, including procurements of materials and leases of equipment, unless exempt by the Acts, the Regulations and directives issued pursuant thereto. The contractor will take action with respect to any subcontract or procurement as the Recipient or the Federal Highway Administration may direct as a means of enforcing such provisions including sanctions for noncompliance. Provided, that if the contractor becomes involved in, or is threatened with litigation by a subcontractor, or supplier because of such direction, the contractor may request the Recipient to enter into any litigation to protect the interests of the Recipient. In addition, the contractor may request the United States to enter into the litigation to protect the interests of the United States.

**During the performance of this contract, the contractor, for itself, its assignees, and successors in interest (hereinafter referred to as the "contractor") agrees to comply with the following non-discrimination statutes and authorities; including but not limited to:**

**Pertinent Non-Discrimination Authorities:**

- Title VI of the Civil Rights Act of 1964 (42 U.S.C. § 2000d et seq., 78 stat. 252), (prohibits discrimination on the basis of race, color, national origin); and 49 CFR Part 21.
- The Uniform Relocation Assistance and Real Property Acquisition Policies Act of 1970, (42 U.S.C. § 4601), (prohibits unfair treatment of persons displaced or whose property has been acquired because of Federal or Federal-aid programs and projects);
- Federal-Aid Highway Act of 1973, (23 U.S.C. § 324 et seq.), (prohibits discrimination on the basis of sex);
- Section 504 of the Rehabilitation Act of 1973, (29 U.S.C. § 794 et seq.), as amended, (prohibits discrimination on the basis of disability); and 49 CFR Part 27;
- The Age Discrimination Act of 1975, as amended, (42 U.S.C. § 6101 et seq.), (prohibits discrimination on the basis of age);
- Airport and Airway Improvement Act of 1982, (49 USC § 471, Section 47123), as amended, (prohibits discrimination based on race, creed, color, national origin, or sex);
- The Civil Rights Restoration Act of 1987, (PL 100-209), (Broadened the scope, coverage and applicability of Title VI of the Civil Rights Act of 1964, The Age Discrimination Act of 1975 and Section 504 of the Rehabilitation Act of 1973, by expanding the definition of the terms "programs or activities" to include all of the programs or activities of the Federal-aid recipients, sub-recipients and contractors, whether such programs or activities are Federally funded or not);
- Titles II and III of the Americans with Disabilities Act, which prohibit discrimination on the basis of disability in the operation of public entities, public and private transportation systems, places of public accommodation, and certain testing entities (42 U.S.C. §§ 12131-12189) as implemented by Department of Transportation regulations at 49 C.F.R. parts 37 and 38;
- The Federal Aviation Administration's Non-discrimination statute (49 U.S.C. § 47123) (prohibits discrimination on the basis of race, color, national origin, and sex);

- Executive Order 12898, Federal Actions to Address Environmental Justice in Minority Populations and Low-Income Populations, which ensures Non-discrimination against minority populations by discouraging programs, policies, and activities with disproportionately high and adverse human health or environmental effects on minority and low-income populations;
- Executive Order 13166, Improving Access to Services for Persons with Limited English Proficiency, and resulting agency guidance, national origin discrimination includes discrimination because of Limited English proficiency (LEP). To ensure compliance with Title VI, you must take reasonable steps to ensure that LEP persons have meaningful access to your programs (70 Fed. Reg. at 74087 to 74100);
- Title IX of the Education Amendments of 1972, as amended, which prohibits you from discriminating because of sex in education programs or activities (20 U.S.C. 1681 et seq).

**Effective August 2015 letting**

### **BUY AMERICA PROVISION**

All steel and iron materials permanently incorporated in this project shall be domestic products and all manufacturing and coating processes for these materials from smelting forward in the manufacturing process must have occurred within the United States. Coating includes epoxy coating, galvanizing, painting and any other coating that protects or enhances the value of a material subject to the requirements of Buy America. The exemption of this requirement is the minimal use of foreign materials if the total cost of such material permanently incorporated in the product does not exceed one-tenth of one percent (1/10 of 1%) of the total contract cost or \$2,500.00, whichever is greater. For purposes of this paragraph, the cost is that shown to be the value of the subject products as they are delivered to the project. The contractor shall take actions and provide documentation conforming to CMM 2-28.5 to ensure compliance with this "Buy America" provision.

<http://wisconsindot.gov/rdwy/cmm/cm-02-28.pdf>

Upon completion of the project certify to the engineer, in writing using department form WS4567, that all steel, iron, and coating processes for steel or iron incorporated into the contract work conform to these "Buy America" provisions. Attach a list of exemptions and their associated costs to the certification form. Department form WS4567 is available at:

<http://wisconsindot.gov/hcciDocs/contracting-info/ws4567.doc>

**Effective with February 2017 Letting**

**WISCONSIN DEPARTMENT OF TRANSPORTATION DIVISION OF  
TRANSPORTATION AND SYSTEM DEVELOPMENT**

**SUPPLEMENTAL REQUIRED CONTRACT PROVISIONS**

- I.** Prevailing Wage Rates, Hours of Labor, and Payment of Wages
- II.** Payroll Requirements
- III.** Postings at the Site of the Work
- IV.** Wage Rate Distribution
- V.** Additional Classifications

**I. PREVAILING WAGE RATES, HOURS OF LABOR AND PAYMENT OF  
WAGES**

The U.S. Department of Labor (Davis-Bacon Minimum Wage Rates) attached hereto and made a part hereof furnishes the prevailing wage rates pursuant to Section 84.062 of the Wisconsin Statutes. These wage rates are the minimum required to be paid to the laborers, workers, mechanics and truck drivers employed by contractors and subcontractors on the construction work embraced by the contract and subject to prevailing hours and wages under Section 84.062, Stats. Apprentices shall be paid at rates not less than those prescribed in their apprenticeship contract.

While the wage rates shown are the minimum rates required by the contract to be paid during its life, this is not a representation that labor can be obtained at these rates. It is the responsibility of bidders to inform themselves as to the local labor conditions and prospective changes or adjustments of wage rates. No increase in the contract price shall be allowed or authorized on account of the payment of wage rates in excess of those listed herein.

Pursuant to Section 16.856 of the Wisconsin Statutes, the prevailing hours of labor have been determined to be up to 10 hours per day and 40 hours per calendar week Monday through Friday. If any laborer, worker, mechanic or truck driver is permitted or required to work more than the prevailing number of hours per day or per calendar week on this contract, they shall be paid for all hours in excess of the prevailing hours at a rate of at least one and one-half (1 1/2) times their hourly base rate of pay. All work on Saturday, Sunday and the following holidays is to be paid at time and a half:

January 1

Last Monday in May

July 4

First Monday in September

Fourth Thursday in November

December 25

The day before if January 1, July 4 or December 25 falls on a Saturday, and

The day following if January 1, July 4 or December 25 falls on a Sunday.

All laborers, workers, mechanics and truck drivers shall be paid unconditionally not less often than once a week. Persons who own and operate their own trucks must receive the prevailing truck driver rate for the applicable type of truck (i.e. 2 axle, 3 or more axle, articulated, euclid or dumptor) he or she operates, plus an agreed upon amount for the use of his or her truck. Every owner-operator MUST be paid separately for their driving and for the use of their truck.

## **II. PAYROLL REQUIREMENTS**

All contractors and subcontractors must submit weekly Certified Payrolls and Compliance Statement verifying that all laborers, workers, mechanics and truck drivers working on the project have been paid the prevailing wage rates for all work performed under the contract required by Section 84.062 of the Wisconsin Statutes.

## **III. POSTINGS AT THE SITE OF THE WORK**

In addition to the required postings furnished by the Department, the contractor shall post the following in at least one conspicuous and accessible place at the site of work:

- a. "NOTICE TO EMPLOYEES," which provides information required to be posted by the provisions of Section 84.062 of the Wisconsin Statutes.
- b. A copy of the U.S. Department of Labor (Davis-Bacon, Minimum Wage Rates).
- c. A copy of the contractor's Equal Employment Opportunity Policy.

All required documents shall be posted by the first day of work and be accurate and complete. Postings must be readable, in an area where they will be noticed, and maintained until the last day of work.

## **IV. WAGE RATE REDISTRIBUTION**

A contractor or subcontractor performing work subject to a Davis-Bacon wage determination may discharge its minimum wage obligations for the payment of both straight time wages and fringe benefits by (1) paying both in cash, (2) making payments or incurring costs for bona fide fringe benefits, or (3) by a combination thereof. Thus, under the Davis-Bacon a contractor may offset an amount of monetary wages paid in excess of the minimum wage required under the determination to satisfy its fringe benefit obligations. *See* 40 USC 3142(d) and 29 CFR 5.31.

## **V. ADDITIONAL CLASSIFICATIONS**

Unlisted classifications needed for work not included within the scope of the classifications listed may be added after award only as provided in the labor standards contract clauses (29CFR 5.5(a)(1)(ii)). The contracting officer shall require that any class of laborers or mechanics, including helpers, which is not listed in the wage determination and which is to be employed under the contract shall be classified in conformance with the wage determination.

The contracting officer shall approve an additional classification and wage rate and fringe benefits therefore only when the following criteria have been met:

- a. The work to be performed by the classification requested is not performed by a classification in the wage determination; and
- b. The classification is utilized in the area by the construction industry; and
- c. The proposed wage rate, including any bona fide fringe benefits, bears a reasonable relationship to the wage rates contained in the wage determination.

General Decision Number: WI170010 04/28/2017 WI10

Superseded General Decision Number: WI20160010

State: Wisconsin

Construction Type: Highway

Counties: Wisconsin Statewide.

HIGHWAY, AIRPORT RUNWAY & TAXIWAY CONSTRUCTION PROJECTS (does not include bridges over navigable waters; tunnels; buildings in highway rest areas; and railroad construction)

Note: Under Executive Order (EO) 13658, an hourly minimum wage of \$10.20 for calendar year 2017 applies to all contracts subject to the Davis-Bacon Act for which the contract is awarded (and any solicitation was issued) on or after January 1, 2015. If this contract is covered by the EO, the contractor must pay all workers in any classification listed on this wage determination at least \$10.20 (or the applicable wage rate listed on this wage determination, if it is higher) for all hours spent performing on the contract in calendar year 2017. The EO minimum wage rate will be adjusted annually. Additional information on contractor requirements and worker protections under the EO is available at [www.dol.gov/whd/govcontracts](http://www.dol.gov/whd/govcontracts).

Modification Number	Publication Date
0	01/06/2017
1	02/03/2017
2	02/10/2017
3	02/24/2017
4	03/17/2017
5	03/31/2017
6	04/21/2017
7	04/28/2017

BRWI0001-002 06/01/2016

CRAWFORD, JACKSON, JUNEAU, LA CROSSE, MONROE, TREMPLEAU, AND VERNON COUNTIES

	Rates	Fringes
BRICKLAYER.....	\$ 31.84	20.95

---

BRWI0002-002 06/01/2016

ASHLAND, BAYFIELD, DOUGLAS, AND IRON COUNTIES

	Rates	Fringes
BRICKLAYER.....	\$ 37.04	19.70

---

BRWI0002-005 06/01/2016

ADAMS, ASHLAND, BARRON, BROWN, BURNETT, CALUMET, CHIPPEWA,

CLARK, COLUMBIA, DODGE, DOOR, DUNN, FLORENCE, FOND DU LAC,  
FOREST, GREEN LAKE, IRON, JEFFERSON, KEWAUNEE, LANGLADE,  
LINCOLN, MANITOWOC, MARATHON, MARINETTE, MARQUETTE, MENOMINEE,  
OCONTO, ONEIDA, OUTAGAMIE, POLK, PORTAGE, RUSK, ST CROIX, SAUK,  
SHAWANO, SHEBOYGAN, TAYLOR, VILAS, WALWORTH, WAUPACA, WAUSHARA,  
WINNEBAGO, AND WOOD COUNTIES

	Rates	Fringes
CEMENT MASON/CONCRETE FINISHER...	\$ 35.07	20.51

---

BRWI0003-002 06/01/2016

BROWN, DOOR, FLORENCE, KEWAUNEE, MARINETTE, AND OCONTO COUNTIES

	Rates	Fringes
BRICKLAYER.....	\$ 32.22	20.57

---

BRWI0004-002 06/01/2016

KENOSHA, RACINE, AND WALWORTH COUNTIES

	Rates	Fringes
BRICKLAYER.....	\$ 36.59	21.49

---

BRWI0006-002 06/01/2016

ADAMS, CLARK, FOREST, LANGLADE, LINCOLN, MARATHON, MENOMINEE,  
ONEIDA, PORTAGE, PRICE, TAYLOR, VILAS AND WOOD COUNTIES

	Rates	Fringes
BRICKLAYER.....	\$ 33.04	19.75

---

BRWI0007-002 06/01/2016

GREEN, LAFAYETTE, AND ROCK COUNTIES

	Rates	Fringes
BRICKLAYER.....	\$ 33.53	20.95

---

BRWI0008-002 06/01/2016

MILWAUKEE, OZAUKEE, WASHINGTON, AND WAUKESHA COUNTIES

	Rates	Fringes
BRICKLAYER.....	\$ 36.98	20.62

---

BRWI0011-002 06/01/2016

CALUMET, FOND DU LAC, MANITOWOC, AND SHEBOYGAN COUNTIES

Rates	Fringes
-------	---------



BRICKLAYER.....	\$ 32.22	20.57
-----------------	----------	-------

---

BRWI0019-002 06/01/2016

BARRON, BUFFALO, BURNETT, CHIPPEWA, DUNN, EAU CLAIRE, PEPIN,  
PIERCE, POLK, RUSK, ST. CROIX, SAWYER AND WASHBURN COUNTIES

	Rates	Fringes
BRICKLAYER.....	\$ 31.98	20.81

---

BRWI0034-002 06/01/2015

COLUMBIA AND SAUK COUNTIES

	Rates	Fringes
BRICKLAYER.....	\$ 32.86	17.22

---

CARP0087-001 05/01/2016

BURNETT (W. of Hwy 48), PIERCE (W. of Hwy 29), POLK (W. of Hwys  
35, 48 & 65), AND ST. CROIX (W. of Hwy 65) COUNTIES

	Rates	Fringes
Carpenter & Piledrivermen.....	\$ 36.85	18.39

---

CARP0252-002 06/01/2016

ADAMS, BARRON, BAYFIELD (Eastern 2/3), BROWN, BUFFALO,  
BURNETT (E. of Hwy 48), CALUMET, CHIPPEWA, CLARK, COLUMBIA,  
CRAWFORD, DANE, DODGE, DOOR, DUNN, EAU CLAIRE, FLORENCE (except  
area bordering Michigan State Line), FOND DU LAC, FOREST,  
GRANT, GREEN, GREEN LAKE, IOWA, IRON, JACKSON, JEFFERSON,  
JUNEAU, KEWAUNEE, LA CROSSE, LAFAYETTE, LANGLADE, LINCOLN,  
MANITOWOC, MARATHON, MARINETTE (except N.E. corner), MARQUETTE,  
MENOMINEE, MONROE, OCONTO, ONEIDA, OUTAGAMIE, PEPIN, PIERCE (E.  
of Hwys 29 & 65), POLK (E. of Hwys 35, 48 & 65), PORTAGE,  
PRICE, RICHLAND, ROCK, RUSK, SAUK, SAWYER, SHAWANO, SHEBOYGAN,  
ST CROIX (E. of Hwy 65), TAYLOR, TREMPLEAU, VERNON, VILAS,  
WALWORTH, WASHBURN, WAUPACA, WAUSHARA, WINNEBAGO, AND WOOD  
COUNTIES

	Rates	Fringes
CARPENTER		
CARPENTER.....	\$ 33.56	18.00
MILLWRIGHT.....	\$ 35.08	18.35
PILEDRIIVER.....	\$ 34.12	18.00

---

CARP0252-010 06/01/2016

ASHLAND COUNTY

	Rates	Fringes
--	-------	---------

Carpenters		
Carpenter.....	\$ 33.56	18.00
Millwright.....	\$ 35.08	18.35
Pile Driver.....	\$ 34.12	18.00

---

CARP0264-003 06/01/2016

KENOSHA, MILWAUKEE, OZAUKEE, RACINE, WAUKESHA, AND WASHINGTON COUNTIES

	Rates	Fringes
CARPENTER.....	\$ 35.78	22.11

---

CARP0361-004 05/01/2016

BAYFIELD (West of Hwy 63) AND DOUGLAS COUNTIES

	Rates	Fringes
CARPENTER.....	\$ 34.57	18.16

---

CARP2337-001 06/01/2016

ZONE A: MILWAUKEE, OZAUKEE, WAUKESHA AND WASHINGTON

ZONE B: KENOSHA & RACINE

	Rates	Fringes
PILEDRIVERMAN		
Zone A.....	\$ 31.03	22.69
Zone B.....	\$ 31.03	22.69

---

ELEC0014-002 05/30/2016

ASHLAND, BARRON, BAYFIELD, BUFFALO, BURNETT, CHIPPEWA, CLARK (except Maryville, Colby, Unity, Sherman, Fremont, Lynn & Sherwood), CRAWFORD, DUNN, EAU CLAIRE, GRANT, IRON, JACKSON, LA CROSSE, MONROE, PEPIN, PIERCE, POLK, PRICE, RICHLAND, RUSK, ST CROIX, SAWYER, TAYLOR, TREMPLEAU, VERNON, AND WASHBURN COUNTIES

	Rates	Fringes
Electricians:.....	\$ 32.00	19.28

---

ELEC0014-007 05/30/2016

REMAINING COUNTIES

	Rates	Fringes
Teledata System Installer		
Installer/Technician.....	\$ 24.35	13.15

Low voltage construction, installation, maintenance and

removal of teledata facilities (voice, data, and video) including outside plant, telephone and data inside wire, interconnect, terminal equipment, central offices, PABX, fiber optic cable and equipment, micro waves, V-SAT, bypass, CATV, WAN (wide area networks), LAN (local area networks), and ISDN (integrated systems digital network).

-----  
ELEC0127-002 06/01/2016

KENOSHA COUNTY

	Rates	Fringes
Electricians:.....	\$ 37.71	30%+10.02

-----

ELEC0158-002 05/30/2016

BROWN, DOOR, KEWAUNEE, MANITOWOC (except Schleswig), MARINETTE (Wausaukee and area South thereof), OCONTO, MENOMINEE (East of a line 6 miles West of the West boundary of Oconto County), SHAWANO (Except Area North of Townships of Aniwa and Hutchins) COUNTIES

	Rates	Fringes
Electricians:.....	\$ 30.50	29.50% + 9.57

-----

ELEC0159-003 05/30/2016

COLUMBIA, DANE, DODGE (Area West of Hwy 26, except Chester and Emmet Townships), GREEN, LAKE (except Townships of Berlin, Seneca, and St. Marie), IOWA, MARQUETTE (except Townships of Neshkoka, Crystal Lake, Newton, and Springfield), and SAUK COUNTIES

	Rates	Fringes
Electricians:.....	\$ 36.50	20.39

-----

\* ELEC0219-004 06/01/2016

FLORENCE COUNTY (Townships of Aurora, Commonwealth, Fern, Florence and Homestead) AND MARINETTE COUNTY (Township of Niagara)

	Rates	Fringes
Electricians:		
Electrical contracts over \$180,000.....	\$ 32.38	18.63
Electrical contracts under \$180,000.....	\$ 30.18	18.42

-----

ELEC0242-005 05/29/2016

DOUGLAS COUNTY

	Rates	Fringes
Electricians:.....	\$ 34.92	25.05

---

ELEC0388-002 05/30/2016

ADAMS, CLARK (Colby, Freemont, Lynn, Mayville, Sherman, Sherwood, Unity), FOREST, JUNEAU, LANGLADE, LINCOLN, MARATHON, MARINETTE (Beecher, Dunbar, Goodman & Pembine), MENOMINEE (Area West of a line 6 miles West of the West boundary of Oconto County), ONEIDA, PORTAGE, SHAWANO (Aniwa and Hutchins), VILAS AND WOOD COUNTIES

	Rates	Fringes
Electricians:.....	\$ 30.69	26.00% +10.05

---

ELEC0430-002 06/01/2016

RACINE COUNTY (Except Burlington Township)

	Rates	Fringes
Electricians:.....	\$ 36.07	21.84

---

ELEC0494-005 06/01/2016

MILWAUKEE, OZAUKEE, WASHINGTON, AND WAUKESHA COUNTIES

	Rates	Fringes
Electricians:.....	\$ 36.01	24.00

---

ELEC0494-006 06/01/2014

CALUMET (Township of New Holstein), DODGE (East of Hwy 26 including Chester Township), FOND DU LAC, MANITOWOC (Schleswig), and SHEBOYGAN COUNTIES

	Rates	Fringes
Electricians:.....	\$ 29.64	20.54

---

ELEC0494-013 06/01/2015

DODGE (East of Hwy 26 including Chester Twp, excluding Emmet Twp), FOND DU LAC (Except Waupuin), MILWAUKEE, OZAUKEE, MANITOWOC (Schleswig), WASHINGTON, AND WAUKESHA COUNTIES

	Rates	Fringes
Sound & Communications		
Installer.....	\$ 16.47	14.84
Technician.....	\$ 26.00	17.70

Installation, testing, maintenance, operation and servicing

of all sound, intercom, telephone interconnect, closed circuit TV systems, radio systems, background music systems, language laboratories, electronic carillon, antenna distribution systems, clock and program systems and low-voltage systems such as visual nurse call, audio/visual nurse call systems, doctors entrance register systems. Includes all wire and cable carrying audio, visual, data, light and radio frequency signals. Includes the installation of conduit, wiremold, or raceways in existing structures that have been occupied for six months or more where required for the protection of the wire or cable, but does not mean a complete conduit or raceway system. work covered does not include the installation of conduit, wiremold or any raceways in any new construction, or the installation of power supply outlets by means of which external electric power is supplied to any of the foregoing equipment or products

-----  
ELEC0577-003 05/30/2016

CALUMET (except Township of New Holstein), GREEN LAKE (N. part including Townships of Berlin, St Marie, and Seneca), MARQUETTE (N. part including Townships of Crystal Lake, Neshkoro, Newton, and Springfield), OUTAGAMIE, WAUPACA, WAUSHARA, AND WINNEBAGO COUNTIES

	Rates	Fringes
Electricians:.....	\$ 30.68	17.28

-----  
ELEC0890-003 06/01/2016

DODGE (Emmet Township only), GREEN, JEFFERSON, LAFAYETTE, RACINE (Burlington Township), ROCK AND WALWORTH COUNTIES

	Rates	Fringes
Electricians:.....	\$ 32.45	26.10% + \$10.56

-----  
ELEC0953-001 07/01/2015

	Rates	Fringes
Line Construction:		
(1) Lineman.....	\$ 42.14	32% + 5.00
(2) Heavy Equipment Operator.....	\$ 40.03	32% + 5.00
(3) Equipment Operator.....	\$ 33.71	32% + 5.00
(4) Heavy Groundman Driver..	\$ 26.78	14.11
(5) Light Groundman Driver..	\$ 24.86	13.45
(6) Groundsman.....	\$ 23.18	32% + 5.00

-----  
ENGI0139-005 06/01/2016

	Rates	Fringes
Power Equipment Operator		

Group 1.....	\$ 39.27	21.80
Group 2.....	\$ 38.77	21.80
Group 3.....	\$ 38.27	21.80
Group 4.....	\$ 38.01	21.80
Group 5.....	\$ 37.72	21.80
Group 6.....	\$ 31.82	21.80

#### HAZARDOUS WASTE PREMIUMS:

EPA Level "A" protection - \$3.00 per hour

EPA Level "B" protection - \$2.00 per hour

EPA Level "C" protection - \$1.00 per hour

#### POWER EQUIPMENT OPERATORS CLASSIFICATIONS

GROUP 1: Cranes, tower cranes, and derricks with or without attachments with a lifting capacity of over 100 tons; or cranes, tower cranes, and derricks with boom, leads and/or jib lengths measuring 176 feet or longer.

GROUP 2: Cranes, tower cranes and derricks with or without attachments with a lifting capacity of 100 tons or less; or cranes, tower cranes, and derricks with boom, leads, and/or jibs lengths measuring 175 feet or under and Backhoes (excavators) weighing 130,000 lbs and over; caisson rigs; pile driver; dredge operator; dredge engineer; Boat Pilot.

GROUP 3: Mechanic or welder - Heavy duty equipment; cranes with a lifting capacity of 25 tons or under; concrete breaker (manual or remote); vibratory/sonic concrete breaker; concrete laser screed; concrete slipform paver; concrete batch plant operator; concrete pvt. spreader - heavy duty (rubber tired); concrete spreader & distributor; automatic subgrader (concrete); concrete grinder & planing machine; concrete slipform curb & gutter machine; slipform concrete placer; tube finisher; hydro blaster (10,000 psi & over); bridge paver; concrete conveyor system; concrete pump; Rotec type Conveyor; stabilizing mixer (self-propelled); shoulder widener; asphalt plant engineer; bituminous paver; bump cutter & grooving machine; milling machine; screed (bituminous paver); asphalt heater, planer & scarifier; Backhoes (excavators) weighing under 130,000 lbs; grader or motor patrol; tractor (scraper, dozer, pusher, loader); scraper - rubber tired (single or twin engine); endloader; hydraulic backhoe (tractor type); trenching machine; skid rigs; tractor, side boom (heavy); drilling or boring machine (mechanical heavy); roller over 5 tons; percussion or rotary drilling machine; air track; blaster; loading machine (conveyor); tugger; boatmen; winches & A-frames; post driver; material hoist.

GROUP 4: Greaser, roller steel (5 tons or less); roller (pneumatic tired) - self propelled; tractor (mounted or towed compactors & light equipment); shouldering machine; self- propelled chip spreader; concrete spreader; finishing machine; mechanical float; curing machine; power subgrader; joint sawer (multiple blade) belting machine; burlap machine; texturing machine; tractor endloader (rubber tired) - light; jeep digger; forklift; mulcher; launch operator; fireman, environmental burner

GROUP 5: Air compressor; power pack; vibrator hammer and extractor; heavy equipment, leadman; tank car heaters; stump chipper; curb machine operator; Concrete proportioning plants; generators; mudjack operator; rock breaker; crusher or screening plant; screed (milling machine); automatic belt conveyor and surge bin; pug mill operator; Oiler, pump (over 3 inches); Drilling Machine Tender.

GROUP 6: Off-road material hauler with or without ejector.

-----  
IRON0008-002 06/01/2016

BROWN, CALUMET, DOOR, FOND DU LAC, KEWAUNEE, MANITOWOC, MARINETTE, OCONTO, OUTAGAMI, SHAWANO, SHEBOYGAN, AND WINNEBAGO COUNTIES:

	Rates	Fringes
IRONWORKER.....	\$ 30.86	25.42

Paid Holidays: New Year's Day, Memorial Day, July 4th, Labor Day, Thanksgiving Day & Christmas Day.

-----  
IRON0008-003 06/01/2016

KENOSHA, MILWAUKEE, OZAUCKEE, RACINE, WALWORTH (N.E. 2/3), WASHINGTON, AND WAUKESHA COUNTIES

	Rates	Fringes
IRONWORKER.....	\$ 33.15	25.42

Paid Holidays: New Year's Day, Memorial Day, July 4th, Labor Day, Thanksgiving Day & Christmas Day.

-----  
IRON0383-001 06/01/2015

ADAMS, COLUMBIA, CRAWFORD, DANE, DODGE, FLORENCE, FOREST, GRANT, GREENE, (Excluding S.E. tip), GREEN LAKE, IOWA, JEFFERSON, JUNEAU, LA CROSSE, LAFAYETTE, LANGLADE, MARATHON, MARQUETTE, MENOMINEE, MONROE, PORTAGE, RICHLAND, ROCK (Northern area, vicinity of Edgerton and Milton), SAUK, VERNON, WAUPACA, WAUSHARA, AND WOOD COUNTIES

	Rates	Fringes
IRONWORKER.....	\$ 32.85	21.84

-----  
IRON0498-005 06/01/2016

GREEN (S.E. 1/3), ROCK (South of Edgerton and Milton), and WALWORTH (S.W. 1/3) COUNTIES:

	Rates	Fringes
IRONWORKER.....	\$ 36.29	30.77
-----		
IRON0512-008 05/01/2015		

BARRON, BUFFALO, CHIPPEWA, CLARK, DUNN, EAU CLAIRE, JACKSON,  
PEPIN, PIERCE, POLK, RUSK, ST CROIX, TAYLOR, AND TREMPLEAU  
COUNTIES

	Rates	Fringes
IRONWORKER.....	\$ 35.50	23.45
-----		
IRON0512-021 05/01/2015		

ASHLAND, BAYFIELD, BURNETT, DOUGLAS, IRON, LINCOLN, ONEIDA,  
PRICE, SAWYER, VILAS AND WASHBURN COUNTIES

	Rates	Fringes
IRONWORKER.....	\$ 31.04	23.45
-----		
LABO0113-002 06/01/2016		

MILWAUKEE AND WAUKESHA COUNTIES

	Rates	Fringes
LABORER		
Group 1.....	\$ 27.51	20.35
Group 2.....	\$ 27.66	20.35
Group 3.....	\$ 27.86	20.35
Group 4.....	\$ 28.01	20.35
Group 5.....	\$ 28.16	20.35
Group 6.....	\$ 24.00	20.35

#### LABORERS CLASSIFICATIONS

GROUP 1: General Laborer; Tree Trimmer; Conduit Layer;  
Demolition and Wrecking Laborer; Guard Rail, Fence, and  
Bridge Builder; Landscaper; Multiplate Culvert Assembler;  
Stone Handler; Bituminous Worker (Shoveler, Loader, and  
Utility Man); Batch Truck Dumper or Cement Handler;  
Bituminous Worker (Dumper, Ironer, Smoother, and Tamper);  
Concrete Handler

GROUP 2: Air Tool Operator; Joint Sawyer and Filler  
(Pavement); Vibrator or Tamper Operator (Mechanical Hand  
Operated); Chain Saw Operator; Demolition Burning Torch  
Laborer

GROUP 3: Bituminous Worker (Raker and Luteman); Formsetter  
(Curb, Sidewalk, and Pavement); Strike Off Man

GROUP 4: Line and Grade Specialist



GROUP 5: Blaster and Powderman

GROUP 6: Flagperson; traffic control person

-----  
LABO0113-003 06/01/2016

OZAUKEE AND WASHINGTON COUNTIES

	Rates	Fringes
LABORER		
Group 1.....	\$ 26.76	20.35
Group 2.....	\$ 26.86	20.35
Group 3.....	\$ 26.91	20.35
Group 4.....	\$ 27.11	20.35
Group 5.....	\$ 26.96	20.35
Group 6.....	\$ 23.85	20.35

LABORERS CLASSIFICATIONS

GROUP 1: General Laborer; Tree Trimmer; Conduit Layer; Demolition and Wrecking Laborer; Guard Rail, Fence, and Bridge Builder; Landscaper; Multiplate Culvert Assembler; Stone Handler; Bituminous Worker (Shoveler, Loader, and Utility Man); Batch Truck Dumper or Cement Handler; Bituminous Worker (Dumper, Ironer, Smoother, and Tamper); Concrete Handler

GROUP 2: Air Tool Operator; Joint Sawyer and Filler (Pavement); Vibrator or Tamper Operator (Mechanical Hand Operated);

GROUP 3: Bituminous Worker (Raker and Luteman); Formsetter (Curb, Sidewalk, and Pavement); Strike Off Man

GROUP 4: Line and Grade Specialist

GROUP 5: Blaster; powderman

GROUP 6: Flagperson and Traffic Control Person

-----  
LABO0113-011 06/01/2016

KENOSHA AND RACINE COUNTIES

	Rates	Fringes
LABORER		
Group 1.....	\$ 26.57	20.35
Group 2.....	\$ 26.72	20.35
Group 3.....	\$ 26.92	20.35
Group 4.....	\$ 26.89	20.35
Group 5.....	\$ 27.22	20.35
Group 6.....	\$ 23.71	20.35

LABORERS CLASSIFICATIONS:

GROUP 1: General laborer; Tree Trimmer; Conduit Layer;

Demolition and Wrecking Laborer; Guard Rail, Fence, and Bridge Builder; Landscaper; Multiplate Culvert Assembler; Stone Handler; Bituminous Worker (Shoveler, Loader, and Utility Man); Batch Truck Dumper or Cement Handler; Bituminous worker (Dumper, Ironer, Smoother, and Tamper); Concrete Handler

GROUP 2: Air Tool Operator; Joint Sawyer and Filler (Pavement); Vibrator or Tamper Operator (Mechanical Hand Operated); Chain Saw Operator; Demolition Burning Torch Laborer

GROUP 3: Bituminous Worker (Raker and Luteman); Formsetter (Curb, Sidewalk, and Pavement); Strike Off Man

GROUP 4: Line and Grade Specialist

GROUP 5: Blaster and Powderman

GROUP 6: Flagman; traffic control person

-----  
LABO0140-002 06/01/2016

ADAMS, ASHLAND, BARRON, BAYFIELD, BROWN, BUFFALO, BURNETT, CALUMET, CHIPPEWA, CLARK, COLUMBIA, CRAWFORD, DODGE, DOOR, DOUGLAS, DUNN, EAU CLAIRE, FLORENCE, FOND DU LAC, FOREST, GRANT, GREEN, GREEN LAKE, IRON, JACKSON, JUNEAU, IOWA, JEFFERSON, KEWAUNEE, LA CROSSE, LAFAYETTE, LANGLADE, LINCOLN, MANITOWOC, MARATHON, MARINETTE, MARQUETTE, MENOMINEE, MONROE, OCONTO, ONEIDA, OUTAGAMIE, PEPIN, PIERCE, POLK, PORTAGE, PRICE, RICHLAND, ROCK, RUSK, SAUK, SAWYER, SHAWANO, SHEBOYGAN, ST. CROIX, TAYLOR, TREMPLEAU, VERNON, VILLAS, WALWORTH, WASHBURN, WAUPACA, WAUSHARA, WINNEBAGO, AND WOOD COUNTIES

	Rates	Fringes
LABORER		
Group 1.....	\$ 30.67	16.55
Group 2.....	\$ 30.77	16.55
Group 3.....	\$ 30.82	16.55
Group 4.....	\$ 31.02	16.55
Group 5.....	\$ 30.87	16.55
Group 6.....	\$ 27.30	16.55

#### LABORER CLASSIFICATIONS

GROUP 1: General Laborer; Tree Trimmer; Conduit Layer; Demolition and Wrecking Laborer; Guard Rail, Fence, and Bridge Builder; Landscaper; Multiplate Culvert Assembler; Stone Handler; Bituminous Worker (Shoveler, Loader, and Utility Man); Batch Truck Dumper or Cement Handler; Bituminous Worker (Dumper, Ironer, Smoother and Tamper); Concrete Handler

GROUP 2: Air Tool Operator; Joint Sawyer and Filler (Pavement); Vibrator or Tamper Operator (Mechanical Hand Operated); Chain Saw Operator, Demolition Burning Torch Laborer

GROUP 3: Bituminous Worker (Raker and Luteman); Formsetter  
(Curb, Sidewalk and Pavement); Strike Off Man

GROUP 4: Line and Grade Specialist

GROUP 5: Blaster; powderman

GROUP 6: Flagperson; Traffic Control

-----  
LABO0464-003 06/01/2016

DANE COUNTY

	Rates	Fringes
LABORER		
Group 1.....	\$ 30.95	16.41
Group 2.....	\$ 31.05	16.41
Group 3.....	\$ 31.10	16.41
Group 4.....	\$ 31.30	16.41
Group 5.....	\$ 31.15	16.41
Group 6.....	\$ 27.30	16.41

LABORERS CLASSIFICATIONS:

GROUP 1: General Laborer; Tree Trimmer; Conduit Layer;  
Demolition and Wrecking Laborer; Guard Rail, Fence, and  
Bridge Builder; Landscaper; Multiplate Culvert Assembler;  
Stone Handler; Bituminous Worker (Shoveler, Loader, and  
Utility Man); Batch Truck Dumper or Cement Handler;  
Bituminous Worker (Dumper, Ironer, Smoother, and Tamper);  
Concrete Handler

GROUP 2: Air Tool Operator; Joint Sawyer and Filler  
(Pavement); Vibrator or Tamper Operator (Mechanical Hand  
Operated); Chain Saw Operator; Demolition Burning Torch  
Laborer

GROUP 3: Bituminous Worker (Raker and Luteman); Formsetter  
(Curb, Sidewalk, and Pavement); Strike Off Man

GROUP 4: Line and Grade Specialist

GROUP 5: Blaster; Powderman

GROUP 6: Flagperson and Traffic Control Person

-----  
PAIN0106-008 05/02/2016

ASHLAND, BAYFIELD, BURNETT, AND DOUGLAS COUNTIES

	Rates	Fringes
Painters:		
New:		
Brush, Roller.....	\$ 29.86	16.35
Spray, Sandblast, Steel....	\$ 30.46	16.35

## Repaint:

Brush, Roller.....	\$ 28.36	16.35
Spray, Sandblast, Steel....	\$ 28.96	16.35

---

PAIN0108-002 06/01/2016

RACINE COUNTY

	Rates	Fringes
--	-------	---------

## Painters:

Brush, Roller.....	\$ 32.74	18.70
Spray & Sandblast.....	\$ 33.74	18.70

---

PAIN0259-002 05/01/2008
BARRON, CHIPPEWA, DUNN, EAU CLAIRE, PEPIN, PIERCE, POLK, RUSK,  
SAWYER, ST. CROIX, AND WASHBURN COUNTIES

	Rates	Fringes
--	-------	---------

PAINTER.....	\$ 24.11	12.15
--------------	----------	-------

---

PAIN0259-004 05/01/2015
BUFFALO, CRAWFORD, JACKSON, LA CROSSE, MONROE, TREMPLEAU, AND  
VERNON COUNTIES

	Rates	Fringes
--	-------	---------

PAINTER.....	\$ 22.03	12.45
--------------	----------	-------

---

PAIN0781-002 06/01/2016

JEFFERSON, MILWAUKEE, OZAUKEE, WASHINGTON, AND WAUKESHA COUNTIES

	Rates	Fringes
--	-------	---------

## Painters:

Bridge.....	\$ 30.42	22.19
Brush.....	\$ 30.07	22.19
Spray & Sandblast.....	\$ 30.82	22.19

---

PAIN0802-002 06/01/2016
COLUMBIA, DANE, DODGE, GRANT, GREEN, IOWA, LAFAYETTE, RICHLAND,  
ROCK, AND SAUK COUNTIES

	Rates	Fringes
--	-------	---------

## PAINTER

Brush.....	\$ 27.50	17.72
------------	----------	-------

## PREMIUM PAY:

Structural Steel, Spray, Bridges = \$1.00 additional per  
hour.

-----  
PAIN0802-003 06/01/2016

ADAMS, BROWN, CALUMET, CLARK, DOOR, FOND DU LAC, FOREST, GREEN  
LAKE, IRON, JUNEAU, KEWAUNEE, LANGLADE, LINCOLN, MANITOWOC,  
MARATHON, MARINETTE, MARQUETTE, MENOMINEE, OCONTO, ONEIDA,  
OUTAGAMIE, PORTAGE, PRICE, SHAWANO, SHEBOYGAN, TAYLOR, VILAS,  
WAUSHARA, WAUPACA, WINNEBAGO, AND WOOD COUNTIES

	Rates	Fringes
PAINTER.....	\$ 24.39	11.72

-----

PAIN0934-001 06/01/2016

KENOSHA AND WALWORTH COUNTIES

	Rates	Fringes
Painters:		
Brush.....	\$ 32.74	18.70
Spray.....	\$ 33.74	18.70
Structural Steel.....	\$ 32.89	18.70

-----

PAIN1011-002 06/01/2016

FLORENCE COUNTY

	Rates	Fringes
Painters:.....	\$ 24.56	11.93

-----

PLAS0599-010 06/01/2016

	Rates	Fringes
CEMENT MASON/CONCRETE FINISHER		
Area 1.....	\$ 39.46	17.17
Area 2 (BAC).....	\$ 35.07	19.75
Area 3.....	\$ 35.61	19.40
Area 4.....	\$ 34.70	20.51
Area 5.....	\$ 36.27	18.73
Area 6.....	\$ 32.02	22.99

#### AREA DESCRIPTIONS

AREA 1: BAYFIELD, DOUGLAS, PRICE, SAWYER, AND WASHBURN  
COUNTIES

AREA 2: ADAMS, ASHLAND, BARRON, BROWN, BURNETT, CALUMET,  
CHIPPEWA, CLARK, COLUMBIA, DODGE, DOOR, DUNN, FLORENCE,  
FOND DU LAC, FOREST, GREEN LAKE, IRON, JEFFERSON, KEWAUNEE,  
LANGLADE, LINCOLN, MANITOWOC, MARATHON, MARINETTE,  
MARQUETTE, MENOMINEE, OCONTO, ONEIDA, OUTAGAMIE, POLK,  
PORTAGE, RUSK, ST CROIX, SAUK, SHAWANO, SHEBOYGAN, TAYLOR,  
VILAS, WALWORTH, WAUPACA, WAUSHARA, WINNEBAGO, AND WOOD  
COUNTIES

AREA 3: BUFFALO, CRAWFORD, EAU CLAIRE, JACKSON, JUNEAU, LA

CROSSE MONROE, PEPIN, PIERCE, RICHLAND, TREMPLEAU, AND  
VERNON COUNTIES

AREA 4: MILWAUKEE, OZAUKEE, WASHINGTON, AND WAUKESHA COUNTIES

AREA 5: DANE, GRANT, GREEN, IOWA, LAFAYETTE, AND ROCK  
COUNTIES

AREA 6: KENOSHA AND RACINE COUNTIES

-----  
TEAM0039-001 06/01/2016

	Rates	Fringes
TRUCK DRIVER		
1 & 2 Axles.....	\$ 26.63	19.85
3 or more Axles; Euclids Dumptor & Articulated, Truck Mechanic.....	\$ 26.78	19.85
-----		
WELL DRILLER.....	\$ 16.52	3.70
-----		

WELDERS - Receive rate prescribed for craft performing  
operation to which welding is incidental.

=====

Note: Executive Order (EO) 13706, Establishing Paid Sick Leave for Federal Contractors applies to all contracts subject to the Davis-Bacon Act for which the contract is awarded (and any solicitation was issued) on or after January 1, 2017. If this contract is covered by the EO, the contractor must provide employees with 1 hour of paid sick leave for every 30 hours they work, up to 56 hours of paid sick leave each year. Employees must be permitted to use paid sick leave for their own illness, injury or other health-related needs, including preventive care; to assist a family member (or person who is like family to the employee) who is ill, injured, or has other health-related needs, including preventive care; or for reasons resulting from, or to assist a family member (or person who is like family to the employee) who is a victim of, domestic violence, sexual assault, or stalking. Additional information on contractor requirements and worker protections under the EO is available at [www.dol.gov/whd/govcontracts](http://www.dol.gov/whd/govcontracts).

Unlisted classifications needed for work not included within the scope of the classifications listed may be added after award only as provided in the labor standards contract clauses (29CFR 5.5 (a) (1) (ii)).

-----

The body of each wage determination lists the classification and wage rates that have been found to be prevailing for the cited type(s) of construction in the area covered by the wage

determination. The classifications are listed in alphabetical order of "identifiers" that indicate whether the particular rate is a union rate (current union negotiated rate for local), a survey rate (weighted average rate) or a union average rate (weighted union average rate).

#### Union Rate Identifiers

A four letter classification abbreviation identifier enclosed in dotted lines beginning with characters other than "SU" or "UAVG" denotes that the union classification and rate were prevailing for that classification in the survey. Example: PLUM0198-005 07/01/2014. PLUM is an abbreviation identifier of the union which prevailed in the survey for this classification, which in this example would be Plumbers. 0198 indicates the local union number or district council number where applicable, i.e., Plumbers Local 0198. The next number, 005 in the example, is an internal number used in processing the wage determination. 07/01/2014 is the effective date of the most current negotiated rate, which in this example is July 1, 2014.

Union prevailing wage rates are updated to reflect all rate changes in the collective bargaining agreement (CBA) governing this classification and rate.

#### Survey Rate Identifiers

Classifications listed under the "SU" identifier indicate that no one rate prevailed for this classification in the survey and the published rate is derived by computing a weighted average rate based on all the rates reported in the survey for that classification. As this weighted average rate includes all rates reported in the survey, it may include both union and non-union rates. Example: SULA2012-007 5/13/2014. SU indicates the rates are survey rates based on a weighted average calculation of rates and are not majority rates. LA indicates the State of Louisiana. 2012 is the year of survey on which these classifications and rates are based. The next number, 007 in the example, is an internal number used in producing the wage determination. 5/13/2014 indicates the survey completion date for the classifications and rates under that identifier.

Survey wage rates are not updated and remain in effect until a new survey is conducted.

#### Union Average Rate Identifiers

Classification(s) listed under the UAVG identifier indicate that no single majority rate prevailed for those classifications; however, 100% of the data reported for the classifications was union data. EXAMPLE: UAVG-OH-0010 08/29/2014. UAVG indicates that the rate is a weighted union average rate. OH indicates the state. The next number, 0010 in the example, is an internal number used in producing the wage determination. 08/29/2014 indicates the survey completion date for the classifications and rates under that identifier.

A UAVG rate will be updated once a year, usually in January of each year, to reflect a weighted average of the current

negotiated/CBA rate of the union locals from which the rate is based.

---

WAGE DETERMINATION APPEALS PROCESS

1.) Has there been an initial decision in the matter? This can be:

- \* an existing published wage determination
- \* a survey underlying a wage determination
- \* a Wage and Hour Division letter setting forth a position on a wage determination matter
- \* a conformance (additional classification and rate) ruling

On survey related matters, initial contact, including requests for summaries of surveys, should be with the Wage and Hour Regional Office for the area in which the survey was conducted because those Regional Offices have responsibility for the Davis-Bacon survey program. If the response from this initial contact is not satisfactory, then the process described in 2.) and 3.) should be followed.

With regard to any other matter not yet ripe for the formal process described here, initial contact should be with the Branch of Construction Wage Determinations. Write to:

Branch of Construction Wage Determinations  
Wage and Hour Division  
U.S. Department of Labor  
200 Constitution Avenue, N.W.  
Washington, DC 20210

2.) If the answer to the question in 1.) is yes, then an interested party (those affected by the action) can request review and reconsideration from the Wage and Hour Administrator (See 29 CFR Part 1.8 and 29 CFR Part 7). Write to:

Wage and Hour Administrator  
U.S. Department of Labor  
200 Constitution Avenue, N.W.  
Washington, DC 20210

The request should be accompanied by a full statement of the interested party's position and by any information (wage payment data, project description, area practice material, etc.) that the requestor considers relevant to the issue.

3.) If the decision of the Administrator is not favorable, an interested party may appeal directly to the Administrative Review Board (formerly the Wage Appeals Board). Write to:

Administrative Review Board  
U.S. Department of Labor  
200 Constitution Avenue, N.W.  
Washington, DC 20210



4.) All decisions by the Administrative Review Board are final.

=====

END OF GENERAL DECISION

**March 2017**

**NOTICE TO BIDDERS  
WAGE RATE DECISION**

The wage rate decision of the Department of Labor which has been incorporated in these advertised specifications is incomplete in that the classifications may be omitted from the Department of Labor's decision.

Since the bidder is responsible, independently, for ascertaining area practice with respect to the necessity, or lack of necessity, for the use of these classifications in the prosecution of the work contemplated by this project, no inference may be drawn from the omission of these classifications concerning prevailing area practices relative to their use. Further, this omission will not, per se, be construed as establishing any governmental liability for increased labor cost if it is subsequently determined that such classifications are required.

There may be omissions and/or errors in the federal wage rates. The bidder is responsible for evaluating and determining the correct applicable rate.

If a project includes multiple types of construction (highway, bridge over navigable water, sanitary sewer and water main, building) and there is not a separate wage determination for this type of work included in the proposal, use the wage determination that is in the proposal.



## Proposal Schedule of Items

Page 1 of 5

Proposal ID: 20170613031 Project(s): 4085-61-60

Federal ID(s): N/A

SECTION: 0001

Contract Items

Alt Set ID:

Alt Mbr ID:

Proposal Line Number	Item ID Description	Approximate Quantity and Units	Unit Price	Bid Amount
0010	204.0115 Removing Asphaltic Surface Butt Joints	104.000 SY	_____.	_____.
0020	204.0120 Removing Asphaltic Surface Milling	126,042.000 SY	_____.	_____.
0030	204.0165 Removing Guardrail	200.000 LF	_____.	_____.
0040	205.0100 Excavation Common	1,464.000 CY	_____.	_____.
0050	211.0100 Prepare Foundation for Asphaltic Paving (project) 01. 4085-61-60	LS	LUMP SUM	_____.
0060	213.0100 Finishing Roadway (project) 01. 4085-61-60	1.000 EACH	_____.	_____.
0070	305.0110 Base Aggregate Dense 3/4-Inch	2,172.000 TON	_____.	_____.
0080	305.0120 Base Aggregate Dense 1 1/4-Inch	746.000 TON	_____.	_____.
0090	305.0500 Shaping Shoulders	703.000 STA	_____.	_____.
0100	312.0110 Select Crushed Material	460.000 TON	_____.	_____.
0110	440.4410 Incentive IRI Ride	54,330.000 DOL	1.00000	54,330.00
0120	455.0605 Tack Coat	7,659.000 GAL	_____.	_____.
0130	460.2005 Incentive Density PWL HMA Pavement	10,280.000 DOL	1.00000	10,280.00
0140	460.2010 Incentive Air Voids HMA Pavement	15,100.000 DOL	1.00000	15,100.00
0150	460.4110.S Reheating HMA Pavement Longitudinal Joints	35,861.000 LF	_____.	_____.
0160	460.5223 HMA Pavement 3 LT 58-28 S	300.000 TON	_____.	_____.



## Proposal Schedule of Items

Page 2 of 5

Proposal ID: 20170613031 Project(s): 4085-61-60

Federal ID(s): N/A

SECTION: 0001

Contract Items

Alt Set ID:

Alt Mbr ID:

Proposal Line Number	Item ID Description	Approximate Quantity and Units	Unit Price	Bid Amount
0170	460.5224 HMA Pavement 4 LT 58-28 S	14,800.000 TON	_____.	_____.
0180	465.0105 Asphaltic Surface	225.000 TON	_____.	_____.
0190	465.0110 Asphaltic Surface Patching	200.000 TON	_____.	_____.
0200	465.0475 Asphalt Center Line Rumble Strips 2-Lane Rural	32,990.000 LF	_____.	_____.
0210	612.0806 Apron Endwalls for Underdrain Reinforced Concrete 6-Inch	2.000 EACH	_____.	_____.
0220	614.0370 Steel Plate Beam Guard Energy Absorbing Terminal	4.000 EACH	_____.	_____.
0230	618.0100 Maintenance And Repair of Haul Roads (project) 01. 4085-61-60	1.000 EACH	_____.	_____.
0240	619.1000 Mobilization	1.000 EACH	_____.	_____.
0250	624.0100 Water	43.800 MGAL	_____.	_____.
0260	625.0500 Salvaged Topsoil	690.000 SY	_____.	_____.
0270	627.0200 Mulching	690.000 SY	_____.	_____.
0280	628.1504 Silt Fence	578.000 LF	_____.	_____.
0290	628.1520 Silt Fence Maintenance	578.000 LF	_____.	_____.
0300	628.1905 Mobilizations Erosion Control	2.000 EACH	_____.	_____.
0310	628.1910 Mobilizations Emergency Erosion Control	1.000 EACH	_____.	_____.
0320	628.2002 Erosion Mat Class I Type A	6.000 SY	_____.	_____.



## Proposal Schedule of Items

Page 3 of 5

Proposal ID: 20170613031 Project(s): 4085-61-60

Federal ID(s): N/A

SECTION: 0001

Contract Items

Alt Set ID:

Alt Mbr ID:

Proposal Line Number	Item ID Description	Approximate Quantity and Units	Unit Price	Bid Amount
0330	629.0210 Fertilizer Type B	1.000 CWT	_____.	_____.
0340	630.0130 Seeding Mixture No. 30	13.000 LB	_____.	_____.
0350	633.5200 Markers Culvert End	5.000 EACH	_____.	_____.
0360	634.0614 Posts Wood 4x6-Inch X 14-FT	81.000 EACH	_____.	_____.
0370	634.0616 Posts Wood 4x6-Inch X 16-FT	9.000 EACH	_____.	_____.
0380	637.2210 Signs Type II Reflective H	516.430 SF	_____.	_____.
0390	637.2230 Signs Type II Reflective F	168.570 SF	_____.	_____.
0400	638.2602 Removing Signs Type II	84.000 EACH	_____.	_____.
0410	638.3000 Removing Small Sign Supports	89.000 EACH	_____.	_____.
0420	642.5001 Field Office Type B	1.000 EACH	_____.	_____.
0430	643.0100 Traffic Control (project) 01. 4085-61-60	1.000 EACH	_____.	_____.
0440	643.0310.S Temporary Portable Rumble Strips	1.000 LS	_____.	_____.
0450	643.0420 Traffic Control Barricades Type III	24.000 DAY	_____.	_____.
0460	643.0705 Traffic Control Warning Lights Type A	48.000 DAY	_____.	_____.
0470	643.0900 Traffic Control Signs	630.000 DAY	_____.	_____.
0480	643.0910 Traffic Control Covering Signs Type I	2.000 EACH	_____.	_____.
0490	643.0920 Traffic Control Covering Signs Type II	8.000 EACH	_____.	_____.



## Proposal Schedule of Items

Page 4 of 5

Proposal ID: 20170613031 Project(s): 4085-61-60

Federal ID(s): N/A

SECTION: 0001

Contract Items

Alt Set ID:

Alt Mbr ID:

Proposal Line Number	Item ID Description	Approximate Quantity and Units	Unit Price	Bid Amount
0500	643.1050 Traffic Control Signs PCMS	28.000 DAY	_____.	_____.
0510	643.2000 Traffic Control Detour (project) 01. 4085-61-60	1.000 EACH	_____.	_____.
0520	643.3000 Traffic Control Detour Signs	2,376.000 DAY	_____.	_____.
0530	645.0111 Geotextile Type DF Schedule A	512.000 SY	_____.	_____.
0540	645.0140 Geotextile Type SAS	360.000 SY	_____.	_____.
0550	646.0103 Pavement Marking Paint 4-Inch	54,640.000 LF	_____.	_____.
0560	646.0406 Pavement Marking Same Day Epoxy 4-Inch	59,120.000 LF	_____.	_____.
0570	646.2304.S Pavement Marking Grooved Wet Reflective Epoxy 4-Inch	75,884.000 LF	_____.	_____.
0580	646.2308.S Pavement Marking Grooved Wet Reflective Epoxy 8-Inch	406.000 LF	_____.	_____.
0590	647.0110 Pavement Marking Railroad Crossings Epoxy	4.000 EACH	_____.	_____.
0600	647.0556 Pavement Marking Stop Line Epoxy 12-Inch	15.000 LF	_____.	_____.
0610	648.0100 Locating No-Passing Zones	6.260 MI	_____.	_____.
0620	649.0403 Temporary Pavement Marking Epoxy 4-Inch	54,640.000 LF	_____.	_____.
0630	650.8000 Construction Staking Resurfacing Reference	32,990.000 LF	_____.	_____.
0640	690.0150 Sawing Asphalt	457.000 LF	_____.	_____.



## Proposal Schedule of Items

Page 5 of 5

Proposal ID: 20170613031 Project(s): 4085-61-60

Federal ID(s): N/A

SECTION: 0001

Contract Items

Alt Set ID:

Alt Mbr ID:

Proposal Line Number	Item ID Description	Approximate Quantity and Units	Unit Price	Bid Amount
0650	SPV.0060 Special 01. HMA Percent Within Limits (PWL) Test Strip	1.000 EACH	_____.	_____.
0660	SPV.0090 Special 01. Pipe Underdrain Railroad 6-Inch	547.000 LF	_____.	_____.
0670	SPV.0180 Special 01. Micromilling	3,667.000 SY	_____.	_____.
Section: 0001			Total:	_____.
			Total Bid:	_____.





**PLEASE ATTACH SCHEDULE OF ITEMS HERE**