



Consistent with LEED® goals
& Green Globes™ criteria
for light pollution reduction

Autobahn Series ATB0

Roadway Lighting

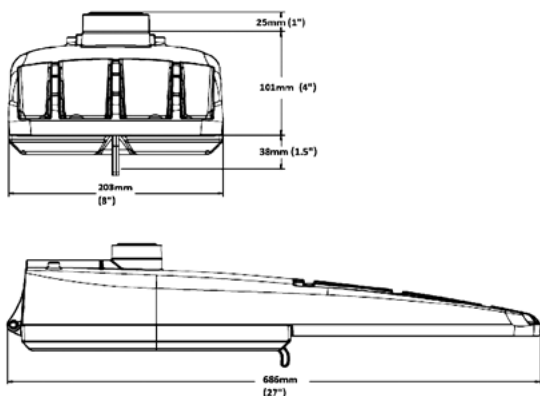
PRODUCT OVERVIEW



Applications:

Roadways
Off ramps
Residential streets
Parking lots

DIMENSIONS



Effective Projected Area (EPA): The EPA for the ATB0 is 0.76 sq. ft.
Approx. Wt. = 14 lbs.

STANDARDS

DesignLights Consortium® (DLC) qualified product. Not all versions of this product may be DLC qualified. Please check the DLC Qualified Products List at www.designlights.org/QPL to confirm which versions are qualified.

Color temperatures of $\leq 3000\text{K}$ must be specified for International Dark-Sky Association certification.

Rated for -40°C to 40°C ambient

CSA Certified to U.S. and Canadian standards

Complies with ANSI: C136.2, C136.10, C136.14, C136.31, C136.15, C136.37

Features:

OPTICAL

Same Light: Performance is comparable to 70-250W HPS roadway luminaires.

White Light: Correlated color temperature - 4000K, 70 CRI minimum, 3000K, 70 CRI minimum or optional 5000K, 70 CRI minimum.

Unique IP66 rated LED light engines provided 0% uplight and restrict backlight to within sidewalk depth, providing optimal application coverage and optimal pole spacing. Available in Type II, III, IV, and V roadway distributions.

ELECTRICAL

Expected Life: LED light engines are rated $>100,000$ hours at 25°C , L70. Electronic driver has an expected life of 100,000 hours at a 25°C ambient.

Lower Energy: Saves an expected of 40-60% over comparable HID luminaires.

Robust Surge Protection: Three different surge protection options provide a minimum of ANSI C136.2 10kV/5kA protection. 20kV/10kA protection is also available.

MECHANICAL

Includes standard AEL lineman-friendly features such as tool-less entry, 3 station terminal block and quick disconnects. Bubble level located inside the electrical compartment for easily leveling at installation.

Rugged die-cast aluminum housing and door are polyester powder-coated for durability and corrosion resistance. Rigorous five-stage pre-treating and painting process yields a finish that achieves a scribe creepage rating of 7 (per ASTM D1654) after over 5000 hours exposure to salt fog chamber (operated per ASTM B117).

Mast arm mount is adjustable for arms from 1-1/4" to 2" (1-5/8" to 2-3/8" O.D.) diameter. Provides a 3G vibration rating per ANSI C136.31

Wildlife shield is cast into the housing (not a separate piece).

CONTROLS

NEMA 3 pin photocontrol receptacle is standard, with the Acuity designed ANSI standard 7 pin receptacle optionally available.

Premium solid state locking style photocontrol - PCSS (10 year rated life) Extreme long life solid state locking style photocontrol - PCLL (20 year rated life).

Multi-level dimming available to provide scheduled dimming as specified by the customer.

Optional onboard Adjustable Output module allows the light output and input wattage to be modified to meet site specific requirements, and also can allow a single fixture to be flexibly applied in many different applications.

Note: Specifications subject to change without notice. Actual performance may differ as a result of end-user environment and application.

Autobahn Series ATB0

Roadway Lighting

ORDERING INFORMATION

Example: ATB0 30LEDE10 MVOLT R2

Series	Performance Packages	Voltage	Optics
ATB0 Autobahn LED Roadway	10BLEDE70 10B Chips, 700mA Driver 10BLEDE10 10B Chips, 1050mA Driver 10BLEDE15 10B Chips, 1500mA Driver 20BLEDE53 20B Chips, 525mA Driver 20BLEDE70 20B Chips, 700mA Driver 20BLEDE10 20B Chips, 1050mA Driver 20BLEDE13 20B Chips, 1300mA Driver 20BLEDE15 20B Chips, 1500mA Driver 30BLEDE70 30B Chips, 700mA Driver 30BLEDE85 30B Chips, 850mA Driver 30BLEDE10 30B Chips, 1050mA Driver 30BLEDE13 30B Chips, 1300mA Driver 30BLEDE15¹ 30B Chips, 1500mA Driver	MVOLT Multi-volt, 120-277V 347 347V 480 480V	R2 Roadway Type II R3 Roadway Type III R4 Roadway Type IV R5 Roadway Type V

Options

Color Temperature (CCT)

(Blank)	4000K CCT, 70 CRI Min.
3K	3000K CCT, 70 CRI Min.
5K	5000K CCT, 70 CRI Min.

Paint

(Blank)	Gray (Standard)
BK	Black
BZ	Bronze
DDB	Dark Bronze
GI	Graphite
WH	White

Surge Protection

(Blank)	Standard 10kV/5kA SPD
20	20kV/10KA SPD
MP¹	MOV Pack
IL¹	SPD with Indicator Light

Terminal Block

(Blank)	Terminal Block (Standard)
T2	Wired to L1 & L2 Positions

Misc.

BL	External Bubble Level
HS	House-Side Shield
NL	Nema Label
XL	Not CSA Certified
UMR-XX	8" Horizontal Arm for Round Pole, Painted to match Fixture

UMS-XX	8" Horizontal Arm for Square Pole, Painted to match Fixture
UMR-GALV	8" Horizontal Arm for Round Pole, Galvanized
UMS-GALV	8" Horizontal Arm for Square Pole, Galvanized
<u>Controls</u>	
(Blank)	3 Pin NEMA Photocontrol Receptacle (Standard)
P7²	7 Pin Photocontrol Receptacle (Dimmable Driver Included)
NR	No Photocontrol Receptacle
AO³	Field Adjustable Output
DM	0V-10V Dimmable Driver (Controls by others)
ML^{4,5}	Multi-Level Dimming
PCSS¹	Solid State Lighting Photocontrol (120-277V)
PCLL	Solid State Long Life Photocontrol
SH	Shorting Cap

Packaging

(Blank)	Single Unit (Standard)
JP	Job Pack (42/Pallet)

Notes

- 1 Not available in 347 or 480V.
- 2 Not available with DM, ML or NR.
- 3 Not available with DM or ML options. Not available with 10BLEDE packages.
- 4 Not available with AO, DM, P5 or P7 options.
- 5 Dimming Schedule and light level information required from the customer in order to configure product. Contact Infrastructure Technical Support to proceed.



AEL Headquarters, 3825 Columbus Road, Granville, OH 43023
www.americanelectriclighting.com

© 2014-2017 Acuity Brands Lighting, Inc. All Rights Reserved. ATB0 07/24/17

Warranty Five-year limited warranty. Complete warranty terms located at: www.acuitybrands.com/CustomerResources/Terms_and_conditions.aspx
Actual performance may differ as a result of end-user environment and application. All values are design or typical values, measured under laboratory conditions at 25 °C. Specifications subject to change without notice.

Please contact your sales representative for the latest product information.

Autobahn Series ATB0

Roadway Lighting

PERFORMANCE PACKAGE

Performance Package	Drive Current (mA)	Input Watts	Optic	4000K CCT		LLD @ 25°C		
				Delivered Lumens	Efficacy (LPW)	50k Hours	75k Hours	100k Hours
10B	700	25	R2	2994	120	0.98	0.98	0.97
	1000	37		4293	116	0.98	0.98	0.97
	1500	54		5688	105	0.97	0.97	0.96
	700	25	R3	3009	120	0.98	0.98	0.97
	1000	37		4313	117	0.98	0.98	0.97
	1500	54		5742	106	0.97	0.97	0.96
	700	25	R4	2992	120	0.98	0.98	0.97
	1000	37		4232	114	0.98	0.98	0.97
	1500	54		5653	105	0.97	0.97	0.96
	700	25	R5	3065	123	0.98	0.98	0.97
20B	1000	37		4422	120	0.98	0.98	0.97
	1500	54		5844	108	0.97	0.97	0.96
	525	36	R2	4638	129	0.98	0.98	0.97
	700	48		5956	124	0.98	0.98	0.97
	1000	71		8506	120	0.98	0.98	0.97
	1300	87		9922	114	0.96	0.94	0.92
	1500	99		11038	111	0.95	0.92	0.90
	525	36	R3	4704	131	0.98	0.98	0.97
	700	48		6114	127	0.98	0.98	0.97
	1000	71		8606	121	0.98	0.98	0.97
	1300	87		10065	116	0.96	0.94	0.92
	1500	99		11181	113	0.95	0.92	0.90
	525	36	R4	4676	130	0.98	0.98	0.97
	700	48		6022	125	0.98	0.98	0.97
	1000	72		8569	119	0.98	0.98	0.97
	1300	87		10053	116	0.96	0.94	0.92
	1500	99		11160	113	0.95	0.92	0.90
	525	36	R5	4869	135	0.98	0.98	0.97
	700	48		6287	131	0.98	0.98	0.97
	1000	71		8880	125	0.98	0.98	0.97
	1300	87		10397	120	0.96	0.94	0.92
	1500	99		11593	117	0.95	0.92	0.90
30B	700	70	R2	9174	131	0.98	0.98	0.97
	850	83		10457	126	0.98	0.98	0.97
	1000	105		12414	118	0.96	0.96	0.95
	1300	126		14964	119	0.96	0.94	0.92
	1500	145		16251	112	0.94	0.91	0.89
	700	70	R3	8893	127	0.98	0.98	0.97
	850	83		10825	130	0.98	0.98	0.97
	1000	105		12748	121	0.96	0.96	0.95
	1300	126		14850	118	0.96	0.94	0.92
	1500	145		16193	112	0.94	0.91	0.89
	700	70	R4	8971	128	0.98	0.98	0.97
	850	83		10589	128	0.98	0.98	0.97
	1000	105		12782	122	0.96	0.96	0.95
	1300	126		14889	118	0.96	0.94	0.92
	1500	145		16463	114	0.94	0.91	0.89
	700	70	R5	9329	133	0.98	0.98	0.97
	850	83		11209	135	0.98	0.98	0.97
	1000	105		13296	127	0.96	0.95	0.94
	1300	126		15254	121	0.96	0.94	0.92
	1500	145		16871	116	0.94	0.91	0.89

Note: Information shown above is based on 4000K nominal system data. Individual fixture performance may vary. To calculate 3000K lumen values, multiply the 4000K lumens by .93. Specifications subject to change without notice.

ATB0 LLD Multiplier	15°C	20°C	25°C	30°C	35°C	40°C
	1.02	1.01	1	0.98	0.97	0.95

To calculate the LLD for a temperature other than 25°C, multiply the LLD @ 25°C (shown in the performance package table) by the LLD multiplier for the selected temperature.



AEL Headquarters, 3825 Columbus Road, Granville, OH 43023
www.americanelectricalighting.com

© 2014-2017 Acuity Brands Lighting, Inc. All Rights Reserved. ATB0 07/24/17

Warranty Five-year limited warranty. Complete warranty terms located at: www.acuitybrands.com/CustomerResources/Terms_and_conditions.aspx
Actual performance may differ as a result of end-user environment and application. All values are design or typical values, measured under laboratory conditions at 25 °C. Specifications subject to change without notice.

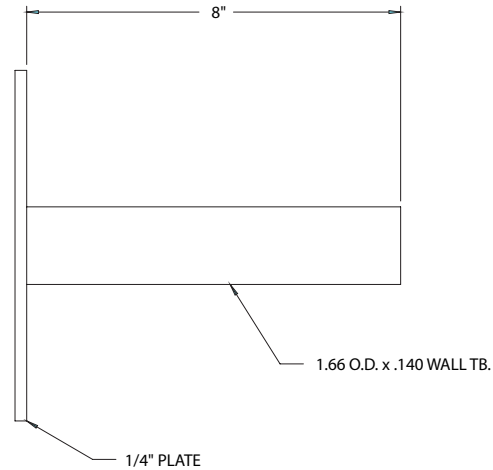
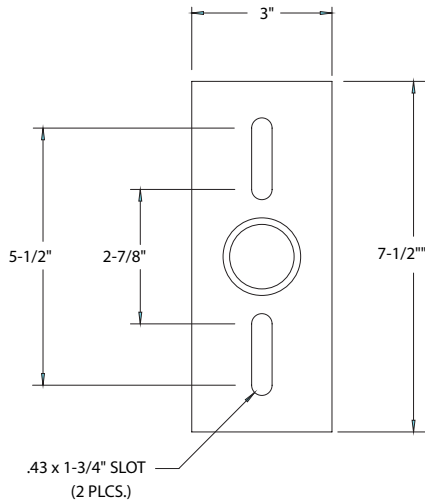
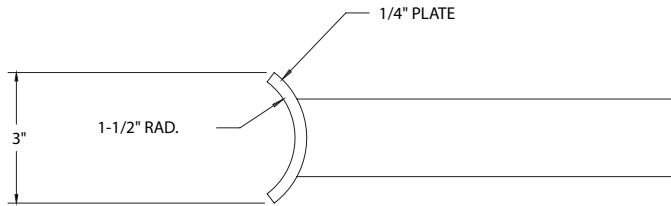
Please contact your sales representative for the latest product information.

Autobahn Series ATB0

Roadway Lighting

UMR POLE ADAPTOR

RECOMMENDED FOR USE WITH POLES OF 4" DIAMETER OR SMALLER



UMS POLE ADAPTOR



AEL Headquarters, 3825 Columbus Road, Granville, OH 43023

www.americanelectriclighting.com

© 2014-2017 Acuity Brands Lighting, Inc. All Rights Reserved. ATB0 07/24/17

Warranty Five-year limited warranty. Complete warranty terms located at:

www.acuitybrands.com/CustomerResources/Terms_and_conditions.aspx

Actual performance may differ as a result of end-user environment and application.

All values are design or typical values, measured under laboratory conditions at 25 °C.

Specifications subject to change without notice.

Please contact your sales representative for the latest product information.