

# STR-LWY-3M-HT-07-12

LEDway® Street Light – Type III Medium – Horizontal Tenon Mount – 70-120 LEDs

WisDOT 'B'

BXUL9111&

STR-LWY-3M-HT-08-E-UL-SV-700-40K-7PIN-UTL

## Product Description

Luminaire housing is all aluminum construction. Standard luminaire utilizes terminal block for power input suitable for #2-#14 AWG wire. Luminaire is designed to mount on a 2" (51mm) IP, 2.375" (60mm) O.D. horizontal tenon and/or a 1.25" (32mm) IP, 1.66" (42mm) O.D. horizontal tenon (minimum 8" [203mm] in length) and is adjustable +/- 5° to allow for luminaire leveling (two axis T-level included).

## Performance Summary

Utilizes BetaLED® Technology

Patented NanoOptic® Product Technology

Made in the U.S.A. of U.S. and imported parts

CRI: Minimum 70 CRI

CCT: 5700K (+/- 500K) Standard, 4000K (+/- 300K)

Limited Warranty\*: 10 years on luminaire/10 years on Colorfast DeltaGuard® finish

EPA and Weight: Reference EPA and Weight spec sheet

## Accessories

### Field Installed Accessories

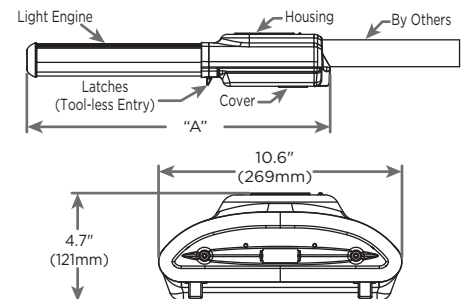
XA-BRDSKP90 (70-90 LEDs)

XA-XSLBLS90 (70-90 LEDs)

XA-BRDSKP120 (100-120 LEDs)  
Bird Spikes for Light Engine

XA-XSLBLS120 (100-120 LEDs)  
External Backlight Shield

XA-BRDSPKHSG  
Bird Spikes for Housing



LED Count (x10)	Dimension	Measurement
07	"A"	26.8" (681mm)
08	"A"	26.8" (681mm)
09	"A"	26.8" (681mm)
10	"A"	33.1" (842mm)
11	"A"	33.1" (842mm)
12	"A"	33.1" (842mm)

## Ordering Information

Example: STR-LWY-3M-HT-07-E-UL-SV-525-OPTIONS

STR-LWY	3M	HT	08	E	UL	SV	700	40K-7PIN-UTL (+ WisDOT category label)
Product	Optic	Mounting	LED Count (x10)	Version	Voltage	Color Options*	Drive Current	Options (For additional options see IP66 spec sheet)
STR-LWY	3M Type III Medium	HT Horizontal Tenon	07 08 09 10 11 12	E	UL Universal 120-277V UH Universal 347-480V	SV Silver (Standard) BK Black BZ Bronze PB Platinum Bronze WH White	525 525mA 700 700mA	<b>40K 4000K Color Temperature</b> - Color temperature per luminaire <b>DIM 0-10V Dimming</b> - Control by others - Refer to dimming spec sheet for details - Can't exceed specified drive current <b>F Fuse</b> - Not available with all ML options. Refer to ML spec sheet for availability with ML options - When code dictates fusing, use time delay fuse <b>HL Hi/Low (175/350/525 Dual Circuit Input)</b> - Refer to ML spec sheet for details - Sensor not included <b>N No Quick Disconnect Harness or Leveling Bubble</b> - Standard product features unless N option is specified <b>PD Power Door</b> - All connections between door and luminaire are shipped unconnected from the factory; door release spring included to open door automatically when the latches are released <b>R NEMA Photocell Receptacle</b> - Not available with all ML options. Refer to ML spec sheet for availability with ML options - Photocell by others - Intended for downlight applications at 0° tilt <b>SC Door Safety Tether</b> - Stainless steel aircraft cable <b>UTL Utility</b> - Includes exterior wattage label that reflects watts for the drive current selected. The ability to exceed selected drive current will be disabled

\* See [www.cree.com/lighting/products/warranty](http://www.cree.com/lighting/products/warranty) for warranty terms.

\* Light engine portion of extrusion is not painted and will remain natural aluminum regardless of color selection.

7PIN: ANSI C136.41 receptacle



Rev. Date 03/22/2013



## Product Specifications

### CONSTRUCTION & MATERIALS

- Housing is all aluminum construction
- Terminal block for power input suitable for #2-#14 AWG wire
- Luminaire is designed to mount on a 2" (51mm) IP, 2.375" (60mm) O.D. horizontal tenon and/or a 1.25" (32mm) IP, 1.66" (42mm) O.D. horizontal tenon (minimum 8" [203mm] in length) and is adjustable +/- 5° to allow for luminaire leveling (two axis T-level included)
- Exclusive Colorfast DeltaGuard® finish features an E-Coat epoxy primer with an ultra-durable powder topcoat, providing excellent resistance to corrosion, ultraviolet degradation and abrasion. Standard is silver. Bronze, black, white, and platinum bronze are also available

### ELECTRICAL SYSTEM

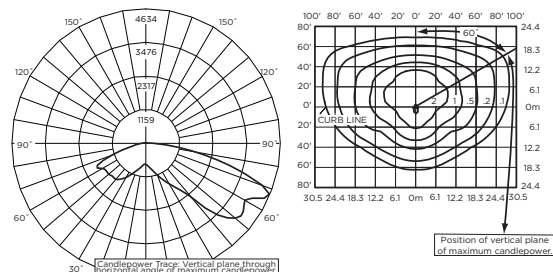
- Input Voltage:** 120-277V or 347-480V, 50/60Hz, Class 1 drivers
- Power Factor:** > 0.9 at full load
- Total Harmonic Distortion:** < 20% at full load
- Quick disconnect harness suitable for mate and break under load provided on power feed to driver for ease of maintenance
- Integral 10kV surge suppression protection standard
- To address inrush current, slow blow fuse or type C/D breaker should be used

### REGULATORY & VOLUNTARY QUALIFICATIONS

- cULus Listed
- Suitable for wet locations
- Consult factory for CE Certified products
- Meets CALTrans 611 Vibration testing and GR-63-CORE Section 4.4.1/5.4.2 Earthquake Zone 4
- Certified to ANSI C136.31-2001, 3G bridge and overpass vibration standards
- 10K surge suppression protection tested in accordance with IEEE/ANSI C62.41.2
- Luminaire and finish are endurance tested to withstand 5,000 hours of elevated ambient salt fog as defined in ASTM Standard B 117
- Product qualified on the DesignLights Consortium ("DLC") Qualified Products List ("QPL") when ordered without full backlight control shield
- RoHS Compliant
- Meets Buy American requirements within ARRA

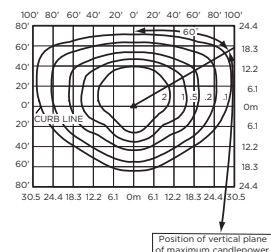
## Photometry

All published luminaire photometric testing performed to IESNA LM-79-08 standards by Independent Testing Laboratories, a NVLAP certified laboratory.



**CESTL Test Report #:** 2013-0068  
**STR-LWY-3M--06-E-UL-700-40K**  
**Initial Delivered Lumens:** 10,430

**STR-LWY-3M--09-E-UL-700**  
**Mounting Height:** 25' (7.6m) A.F.G.  
**Initial Delivered Lumens:** 16,514  
**Initial FC at grade**



**STR-LWY-3M--12-E-UL-700**  
**Mounting Height:** 25' (7.6m) A.F.G.  
**Initial Delivered Lumens:** 22,004  
**Initial FC at grade**

### IES Files

To obtain an IES file specific to your project consult:  
<http://www.cree.com/lighting/tools-and-support/exterior-ies-configuration-tool>

## Lumen Output, Electrical, and Lumen Maintenance Data

Type III Medium Distribution													
LED Count (x10)	5700K		4000K		System Watts 120-277V	System Watts 347-480V	TOTAL CURRENT						50K Hours Projected Lumen Maintenance Factor @ 15° C (59° F)**
	Initial Delivered Lumens	BUG Ratings* Per TM-15-11	Initial Delivered Lumens	BUG Ratings* Per TM-15-11			120V	208V	240V	277V	347V	480V	
525mA @ 25° C (77° F)													93%
07	10,369	B3 U0 G3	9,985	B3 U0 G3	120	124	1.01	0.60	0.54	0.49	0.37	0.28	
08	11,797	B3 U0 G3	11,360	B3 U0 G3	139	140	1.17	0.69	0.62	0.56	0.41	0.31	
09	13,211	B3 U0 G3	12,722	B3 U0 G3	149	156	1.26	0.74	0.66	0.59	0.46	0.34	
10	14,762	B3 U0 G3	14,215	B3 U0 G3	167	172	1.41	0.83	0.73	0.65	0.50	0.38	
11	16,185	B3 U0 G3	15,586	B3 U0 G3	182	188	1.54	0.89	0.79	0.70	0.55	0.41	
12	17,604	B3 U0 G3	16,952	B3 U0 G3	197	204	1.67	0.96	0.85	0.75	0.59	0.44	91%
700mA @ 25° C (77° F)													
07	12,961	B3 U0 G3	12,481	B3 U0 G3	163	165	1.37	0.80	0.71	0.63	0.48	0.36	
08	14,746	B3 U0 G3	14,200	B3 U0 G3	182	186	1.54	0.90	0.79	0.70	0.54	0.40	
09	16,514	B3 U0 G3	15,902	B3 U0 G3	203	207	1.72	0.99	0.87	0.78	0.60	0.45	
10	18,452	B3 U0 G3	17,769	B3 U0 G3	227	229	1.92	1.11	0.97	0.86	0.67	0.49	
11	20,232	B3 U0 G3	19,483	B3 U0 G3	248	250	2.10	1.21	1.05	0.93	0.73	0.53	
12	22,004	B3 U0 G3	21,190	B3 U0 G3	267	274	2.26	1.30	1.13	1.00	0.80	0.58	

\* For more information on the IES BUG (Backlight-Uplight-Glare) Rating visit [www.iesna.org/PDF/Erratas/TM-15-11BugRatingsAddendum.pdf](http://www.iesna.org/PDF/Erratas/TM-15-11BugRatingsAddendum.pdf).

\*\* For recommended lumen maintenance factor data see TD-13, Calculated L<sub>m</sub>, based on 10,000 hours LM-80-08 testing; > 150,000 hours in accordance with guidelines describing "successors to previously tested subcomponents" (Section 5) per Sep 9, 2011 ENERGY STAR guidelines.  
 See [http://www.energystar.gov/ia/partners/prod\\_development/new\\_specs/downloads/luminaires/ENERGY\\_STAR\\_Final\\_Lumen\\_Maintenance\\_Guidance.pdf](http://www.energystar.gov/ia/partners/prod_development/new_specs/downloads/luminaires/ENERGY_STAR_Final_Lumen_Maintenance_Guidance.pdf).