

Incandescent look

# GT1™ LED Arrow Signals

12 inch Red, Yellow, Green

## Excellent Appearance & Visibility

- Efficient optical design allows omnidirectional arrow placement with maximum light output and expanded view
- Expanded view for fixed and span wire applications meets new ITE requirements
- Excellent color uniformity creates an incandescent look for easy readability
- Improved luminous intensity uniformity exceeds new ITE requirements
- New or retrofit use

## Outstanding Reliability & Robust Operation

- High efficiency and high-brightness LED light source
- Improved failed state impedance protection detects the loss of LED load
- Optimized thermal management for longer life
- O-ring gasket and over-molded electrical connector provide increased moisture and dust protection
- Provides performance under extreme field temperature conditions

## Meets Rigorous Certification & Testing Standards

- Intertek ETL Verified compliant
- DOE compliant
- CSA approved
- Using MIL-STD-810F for environmental robustness, passed reliability and qualification testing including high temperature, high humidity cycling
- Compliant with the new ITE VTCSH LED Vehicle Arrow Traffic Signal Supplement dated July 1, 2007



imagination at work



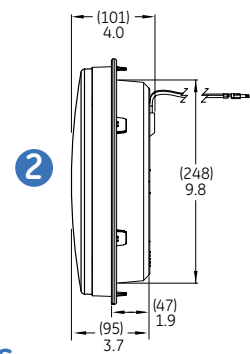
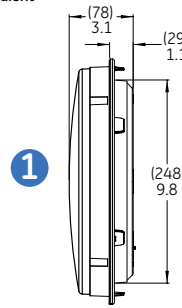

The Greatest Signals Stand the Test of Time.™

# GT1™ LED Arrow Signals

- 12 inch module

## Mechanical Outline

Dimensions in inches. (mm) indicates metric equivalent



## Design Compliance

Test type	Compliance
Luminous Intensity	ITE VTCSH-LED Vehicle Arrow Traffic Signal Supplement, July 2007
Chromaticity	ITE VTCSH-LED Vehicle Arrow Traffic Signal Supplement, July 2007
Moisture Resistance	NEMA STD 250 Type 4 - 1991 Blown Wind Rain MIL-STD-810F method 506.4
Mechanical Vibration	MIL-STD-883 Method 2007
Electronic Noise	FCC Title 47 Sub. B Sec.15 <sup>1</sup>
Transient Voltage Protection	Sec. 2.1.6 NEMA TS2-2003, 300V, 2500W Sec. 2.1.6 NEMA TS2-2003, 600V, 10μF Sec. 2.1.8 NEMA TS2-2003
Controller Compatibility	ITE VTCSH-LED Vehicle Arrow Traffic Signal Supplement, July 2007
Wiring	NFPA 70, National Electric Code
Transient Suppression	Sec. 8.2 IEC 1000-4-5 & Sec. 6.1.2 ANSI/IEEE C62.41.2 - 2002, 3KV, 2Ω Sec. 8.0 IEC 1000-4-12 & Sec. 6.1.1 ANSI/IEEE C62.41.2 - 2002, 6KV, 30Ω

## Operating Specifications

Parameter	Rating
Operating Temperature Range*	-40 to +74°C (-40 to +165°F)
Operating Voltage Range	80 to 135 V (60Hz AC)
Power Factor (PF)	> 90 %
Total Harmonic Distortion (THD)	< 20 %
Voltage Turn-Off (VTO)	35 V
Turn-On / Turn-Off Time	< 75msec
Lens & Shell Material	UV Stabilized Polycarbonate
Wiring	16 AWG, Color Coded with Strain Relief

\* Performed in compliance with ITE test method described in the technical notes

## Product Information

Model Number	Size (in)	AC Voltage Nominal	Power (W) Nominal	Wavelength (nm) Dominant	Maintained Intensity (Cd) Minimum	Luminous Intensity Spec	Mechanical Outline
DR6-RTAAN-17A	12	120V - 60Hz	5	626	58	A & B	1
DR6-YTAAN-17A*	12	120V - 60Hz	9	589	146	A & B	1
DR6-YTAAN-17A-YX	12	120V - 60Hz	6	589	146	A	2
DR6-GTAAN-17A	12	120V - 60Hz	5	500	76	A & B	1
DR6-GCAAN-17A	12	120V - 60Hz	5	500	76	A & B	1

Standard product equipped with universal connectors (spade-quick disconnect).

All lamps available in tinted or clear lens.

\* Luminous intensity measured at T<sub>a</sub> = 25°C for yellow (these models are not Intertek ETL Verified compliant).

<sup>1</sup> Class A

Distributed by:



GE Lighting Solutions • 1-888-MY-GE-LED • www.gelightsolutions.com

1 - 8 8 8 - 6 9 - 4 3 - 5 3 3

GE Lighting Solutions, LLC is a subsidiary of the General Electric Company. GT1 and "The Greatest Signals Stand the Test of Time" are trademarks of GE Lighting Solutions, LLC. The GE brand and logo are trademarks of the General Electric Company. © 2013 GE Lighting Solutions, LLC. Information provided is subject to change without notice. All values are design or typical values when measured under laboratory conditions.

TRAF064-R050913