





Expected Season LOS	Expected Road Condition after Treatment Completed
<b>A to B</b>	<p data-bbox="516 447 870 569">Snow or ice buildup encountered rarely. Bare pavement attained as soon as possible. Travel delays rarely experienced.</p> 
<b>B To C</b>	<p data-bbox="516 743 875 926">Snow or ice build up encountered at times but infrequent. Travel at times may experience some isolated delays with roads having patches of black ice, slush, or packed snow.</p> 
<b>C to D</b>	<p data-bbox="516 1115 889 1268">Snow or ice buildup encountered regularly. Travel likely to experience some delays with roads having black ice or packed snow with only the wheel track bare.</p> 
<b>D to F</b>	<p data-bbox="516 1514 902 1604">Compact snow buildup encountered regularly. Traveler will experience delays and slow travel.</p> 
<b>N/A</b>	<p data-bbox="516 1776 1149 1808">Closed periodically or for the duration of the winter season.</p>