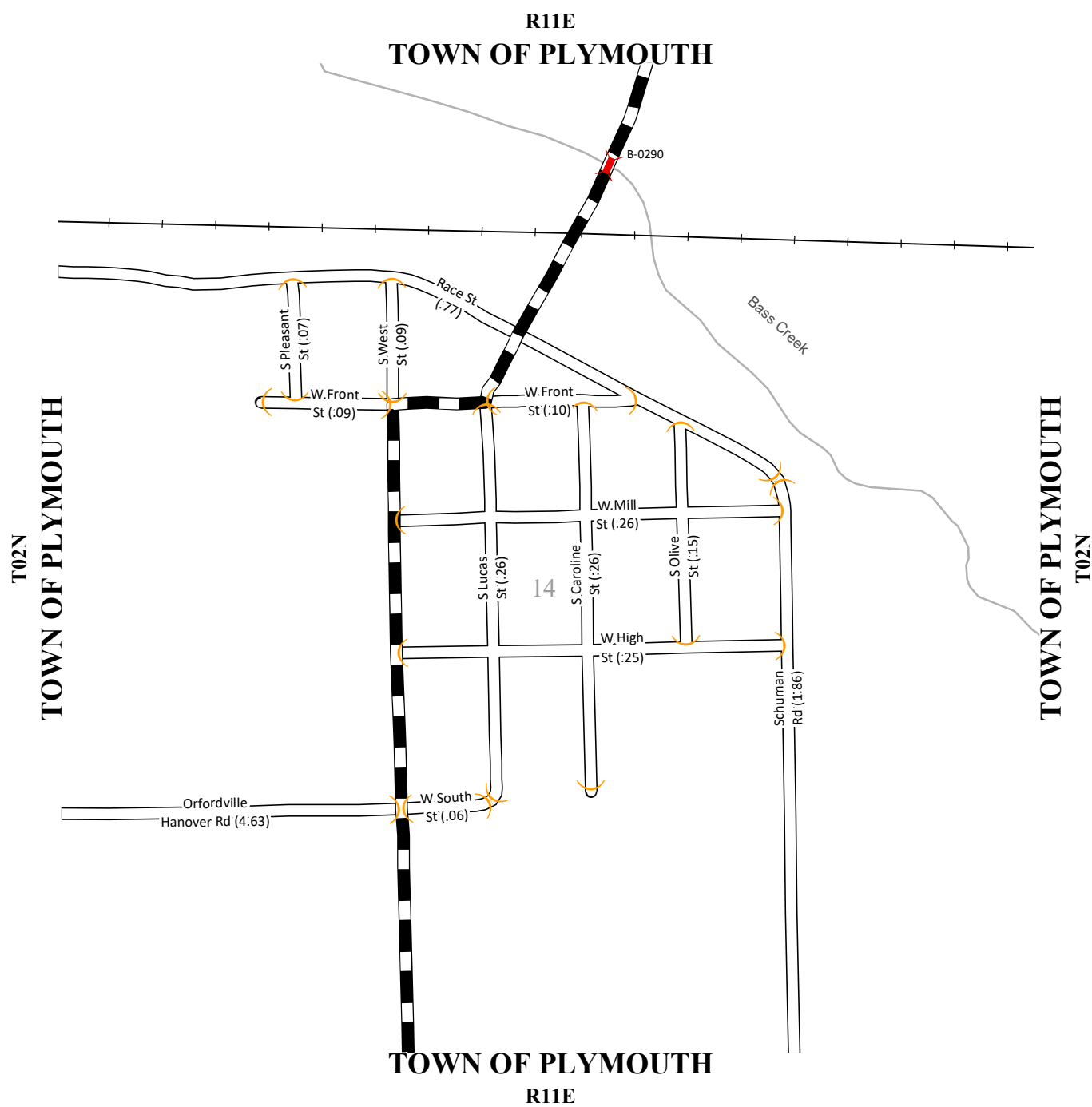









STATE OF WISCONSIN  
WISCONSIN DEPARTMENT OF TRANSPORTATION  
TOWN PLAT RECORD

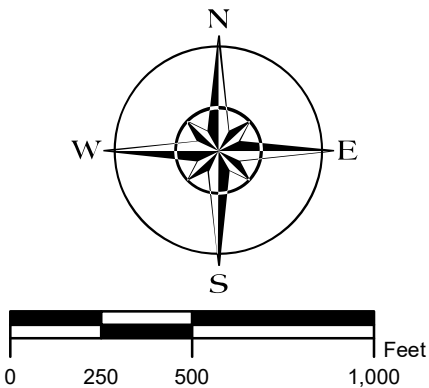
53-030B

PART OF TOWN OF  
**PLYMOUTH**  
COUNTY: ROCK



LEGEND:

- |                                                                                                          |                                                                                                      |
|----------------------------------------------------------------------------------------------------------|------------------------------------------------------------------------------------------------------|
|  County Trunk Highway |  PLSS Border      |
|  Local Road           |  Bridge           |
|  Railroad             |  Route Identifier |
|  CVT Border           |                                                                                                      |



The information contained on this map was created for the official use of the Wisconsin Department of Transportation (WisDOT). Any other use while not prohibited, is the sole responsibility of the user. WisDOT expressly disclaims all liability regarding fitness of use of the information for other than official WisDOT business.