

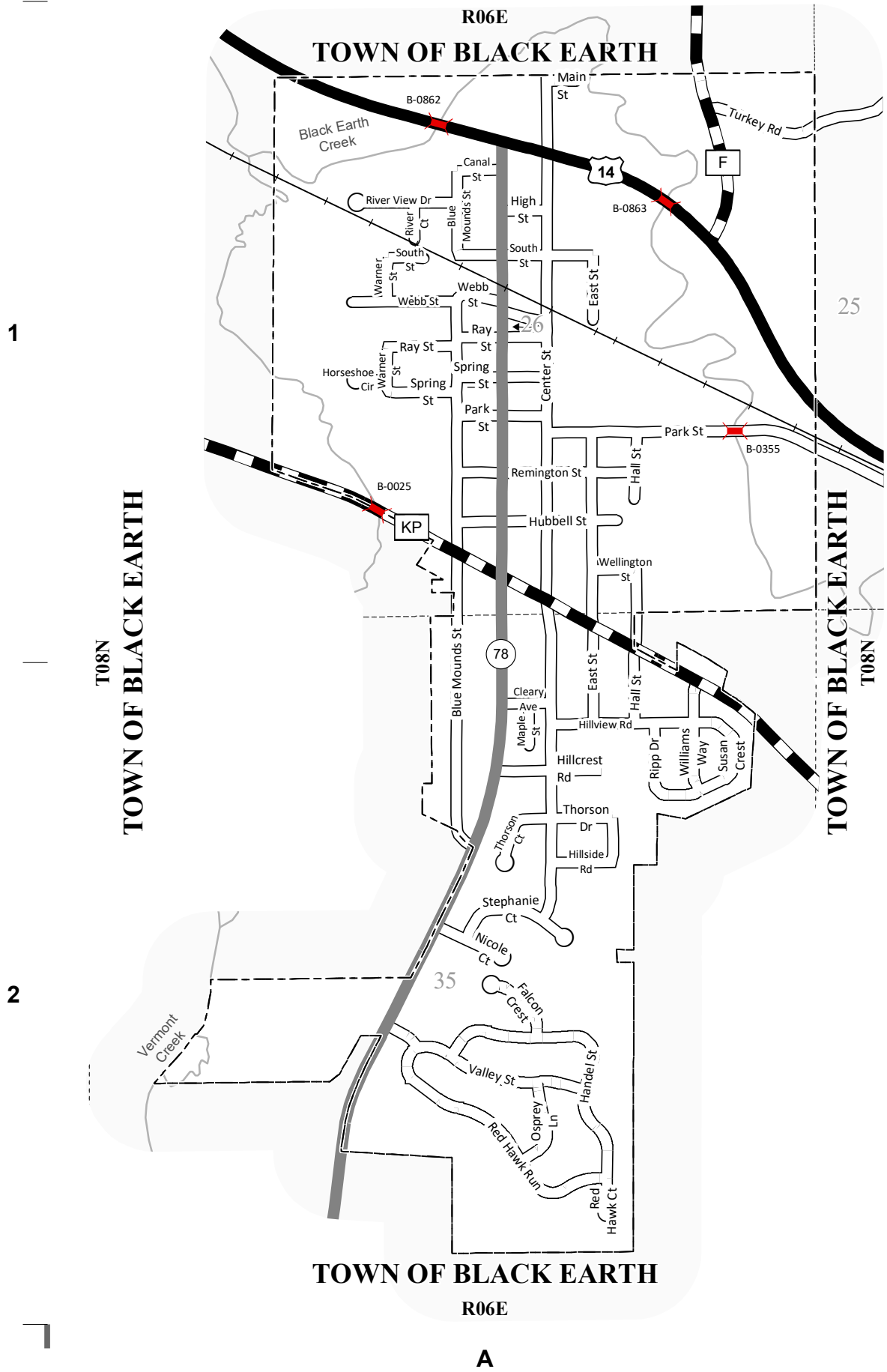
STATE OF WISCONSIN
WISCONSIN DEPARTMENT OF TRANSPORTATION

VILLAGE OF
BLACK EARTH
COUNTY: DANE

	DATE	MILEAGE FOR LOCAL ROADS/STREETS	LOCAL ROADS/STREETS	
			Certified in accordance with sec. 86.30 Wis. stat.	
(1)	4-1-21	8.42	Name:	Title:
(2)	1-1-22	.		
(3)	4-1-22	.		
			Signature:	Date:

- (1) THIS DATA REPRESENTS THE LAST CERTIFIED MILEAGE AS CORRECTED BY WISDOT WHICH MAY HAVE BEEN USED FOR PAST TRANSPORTATION AIDS.
- (2) THE TOWN CHAIRMAN OR CITY/VILLAGE CLERK IS TO FILL IN THE MILEAGE TO BE CERTIFIED AS OPEN TO THE PUBLIC AS OF THE FOLLOWING JANUARY, INCLUDING THE NEW CHANGES THAT ARE MADE ON THE PLAT.
- (3) THIS DATA REPRESENTS MILEAGE ADJUSTMENTS MADE BY WISDOT DUE TO FIELD VERIFICATION, INVENTORY, ANNEXATION, ETC. TRANSPORTATION AID PAYMENTS MAY BE MADE BASED ON THIS FIGURE.

MILEAGE FOR COUNTY TRUNKS	MILEAGE FOR COUNTY OTHER ROADS
0.86	00.00



LEGEND:

- County Trunk Highway

Local Road

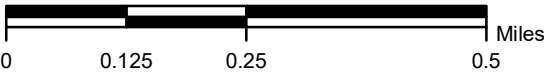
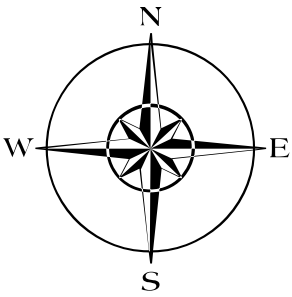
US Highway

State Trunk

Railroad
- CVT Border

PLSS Border

Bridge



The information contained on this map was created for the official use of the Wisconsin Department of Transportation (WisDOT). Any other use while not prohibited, is the sole responsibility of the user. WisDOT expressly disclaims all liability regarding fitness of use of the information for other than official WisDOT business.